



Race Results

NZ Metropolitan Trotting Club Inc, HRNZ, April 05, 2019

Compilation date: April 5, 2019, 9:47:56 PM (NZDT)

Copyright © 2019 HRNZ and NZMTC. All rights reserved.

Trademarks.

StrideMASTER is a registered trademark of Thoroughbred Ratings Pty Ltd.

Disclaimer.

HRNZ and NZMTC and Thoroughbred Ratings Pty Ltd accepts no responsibility for the completeness or accuracy of any of the information contained herein, and makes no representations about its suitability for any particular purpose. Users should make their own judgements about those matters and/or seek independent advice. You assume all risks associated with use of the data provided on this page.



Race Results



April 05, 2019, Race 8, MICO PLUMBING HORNBY HANDICAP TROT, Distance 2600m, Addington - Survey 3200m

Result	TAB no.	Horse (Barrier)	2600 to	2400m to
1st	1	Sunny Glenis (6)	2400m	2200m
		Position in running (margin)	-	4(4.3)
		Sectional time (s)	17.52	15.07
		Cumulative time (s)	200.36	182.84
		Speed (m/s)	11.42	13.27
		Stride length (m)	5.23	5.81
		Stride duration (s)	0.447	0.438
		Stride efficiency (%)	42.71	52.79
		Stride count	38.25	34.41

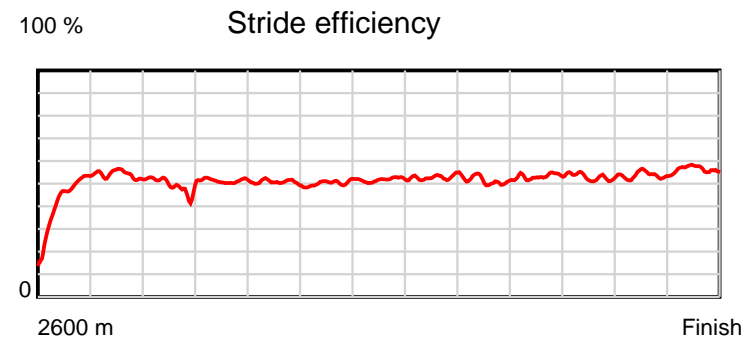
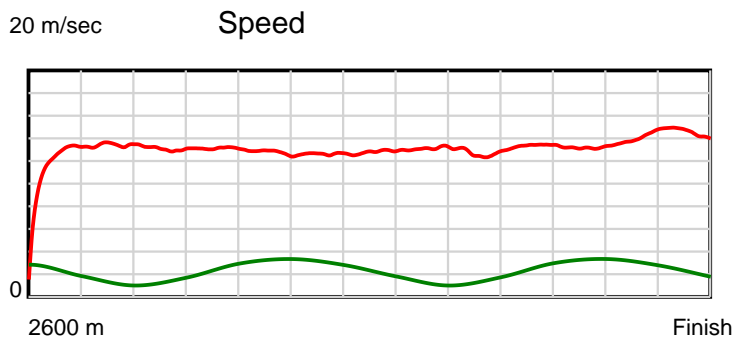
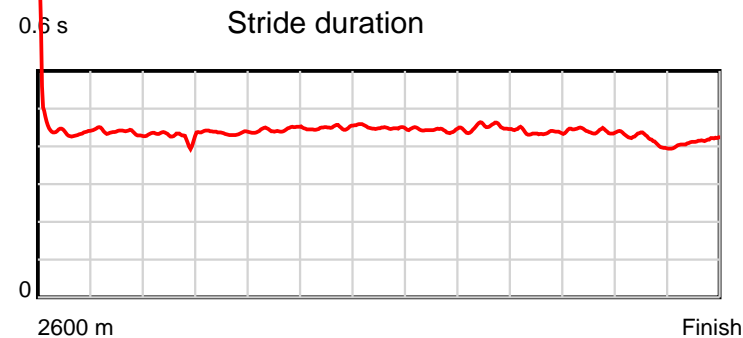
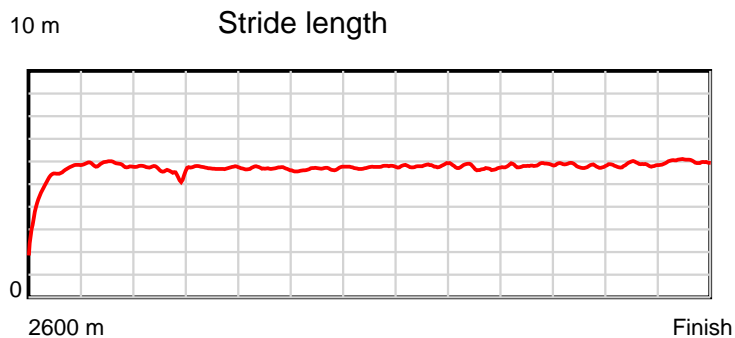
Disclaimer.

HRNZ and NZMTC and Thoroughbred Ratings Pty Ltd accepts no responsibility for the completeness or accuracy of any of the information contained herein, and makes no representations about its suitability for any particular purpose. Users should make their own judgements about those matters and/or seek independent advice. You assume all risks associated with use of the data provided on this page.

Race Results

April 05, 2019, Race 8, MICO PLUMBING HORNBY HANDICAP TROT, Distance 2600m, Addington - Survey 3200m

Result	TAB no.	Horse (Barrier)	2200m to	2000m to	1800m to	1600m to	1400m to	1200m to	1000m to	800m to	600m to	400m to	200m to	Total or	Margin
1st	1	Sunny Glenis (6)	2000m	1800m	1600m	1400m	1200m	1000m	800m	600m	400m	200m	WP	Average	
		Position in running (margin)	4(6.9)	4(6.0)	4(5.3)	4(4.1)	4(3.6)	5(3.7)	7(5.8)	9(6.4)	9(6.2)	8(7.7)	6(6.2)		0.00
		Sectional time (s)	15.15	15.31	15.64	16.05	15.63	15.41	15.74	15.05	15.40	14.49	13.90		
		Cumulative time (s)	167.77	152.62	137.31	121.67	105.62	89.99	74.58	58.84	43.79	28.39	13.90	3:20.36	
		Speed (m/s)	13.20	13.06	12.79	12.46	12.80	12.98	12.71	13.29	12.99	13.80	14.39	12.98	
		Stride length (m)	5.63	5.69	5.68	5.60	5.75	5.76	5.72	5.81	5.73	5.76	5.94	5.70	
		Stride duration (s)	0.427	0.436	0.444	0.449	0.449	0.443	0.450	0.437	0.442	0.418	0.413	0.439	
		Stride efficiency (%)	49.61	50.66	50.40	48.92	51.68	51.78	51.15	52.70	51.38	51.88	55.06	50.70	
		Stride count	35.50	35.12	35.22	35.74	34.78	34.74	34.96	34.44	34.88	34.71	33.69	456.44	



Note: Horizontal distance axis grid lines are 200m furlongs.

Disclaimer.

HRNZ and NZMTC and Thoroughbred Ratings Pty Ltd accepts no responsibility for the completeness or accuracy of any of the information contained herein, and makes no representations about its suitability for any particular purpose. Users should make their own judgements about those matters and/or seek independent advice. You assume all risks associated with use of the data provided on this page.



Race Results



April 05, 2019, Race 8, MICO PLUMBING HORNBY HANDICAP TROT, Distance 2600m, Addington - Survey 3200m

Result	TAB no.	Horse (Barrier)	2600 to	2400m to
2nd	11	Globe Trekker (7)	2400m	2200m
		Position in running (margin)	-	6(7.9)
		Sectional time (s)	18.09	15.31
		Cumulative time (s)	200.37	182.28
		Speed (m/s)	11.06	13.06
		Stride length (m)	5.71	6.12
		Stride duration (s)	0.472	0.469
		Stride efficiency (%)	50.95	58.53
		Stride count	35.03	32.68

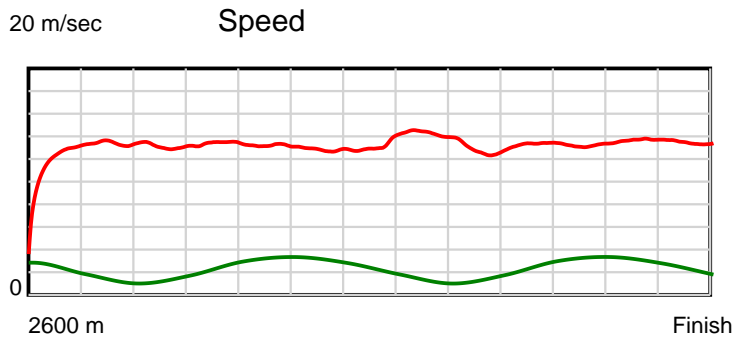
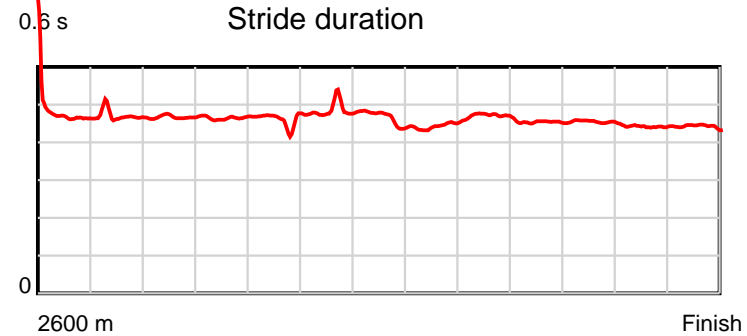
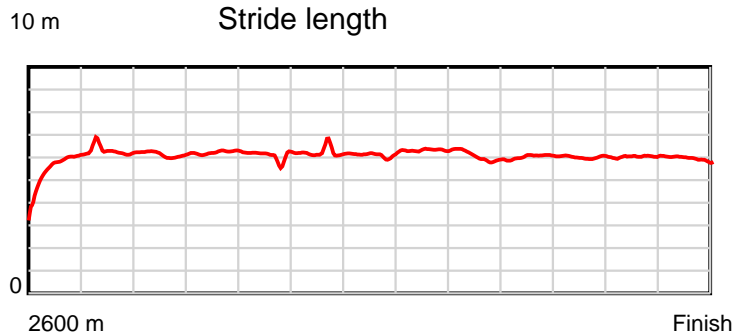
Disclaimer.

HRNZ and NZMTC and Thoroughbred Ratings Pty Ltd accepts no responsibility for the completeness or accuracy of any of the information contained herein, and makes no representations about its suitability for any particular purpose. Users should make their own judgements about those matters and/or seek independent advice. You assume all risks associated with use of the data provided on this page.

Race Results

April 05, 2019, Race 8, MICO PLUMBING HORNBY HANDICAP TROT, Distance 2600m, Addington - Survey 3200m

Result	TAB no.	Horse (Barrier)	2200m to	2000m to	1800m to	1600m to	1400m to	1200m to	1000m to	800m to	600m to	400m to	200m to	Total or	Margin
2nd	11	Globe Trekker (7)	2000m	1800m	1600m	1400m	1200m	1000m	800m	600m	400m	200m	WP	Average	
		Position in running (margin)	6(12.0)	6(12.1)	6(9.9)	6(7.2)	6(5.8)	4(3.4)	1(0.0)	1(0.0)	1(0.0)	1(0.0)	1(0.0)		0.01
		Sectional time (s)	15.31	15.07	15.39	15.90	15.20	14.50	15.64	15.08	15.15	14.75	14.98		
		Cumulative time (s)	166.97	151.66	136.59	121.20	105.30	90.10	75.60	59.96	44.88	29.73	14.98	3:20.37	
		Speed (m/s)	13.06	13.27	13.00	12.58	13.16	13.79	12.79	13.26	13.20	13.56	13.35	12.98	
		Stride length (m)	6.10	6.17	5.99	6.07	6.11	6.12	6.02	6.01	6.00	5.98	5.89	6.02	
		Stride duration (s)	0.467	0.465	0.461	0.482	0.465	0.444	0.471	0.453	0.455	0.441	0.441	0.464	
		Stride efficiency (%)	58.12	59.49	56.07	57.53	58.39	58.54	56.66	56.48	56.32	55.85	54.29	56.65	
		Stride count	32.79	32.41	33.39	32.96	32.72	32.68	33.21	33.27	33.31	33.45	33.93	431.83	



Note: Horizontal distance axis grid lines are 200m furlongs.

Disclaimer.

HRNZ and NZMTC and Thoroughbred Ratings Pty Ltd accepts no responsibility for the completeness or accuracy of any of the information contained herein, and makes no representations about its suitability for any particular purpose. Users should make their own judgements about those matters and/or seek independent advice. You assume all risks associated with use of the data provided on this page.



Race Results



April 05, 2019, Race 8, MICO PLUMBING HORNBY HANDICAP TROT, Distance 2600m, Addington - Survey 3200m

Result	TAB no.	Horse (Barrier)	2600 to 2400m	2400m to 2200m
3rd	2	Izmok (10)		
		Position in running (margin)	-	3(2.2)
		Sectional time (s)	17.18	14.77
		Cumulative time (s)	200.38	183.20
		Speed (m/s)	11.64	13.54
		Stride length (m)	5.34	5.89
		Stride duration (s)	0.445	0.435
		Stride efficiency (%)	44.64	54.22
		Stride count	37.42	33.95

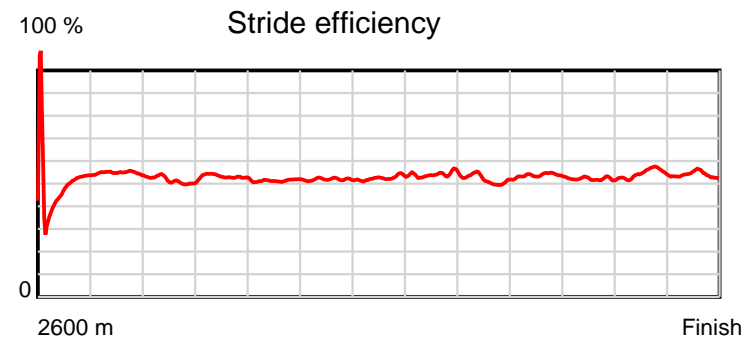
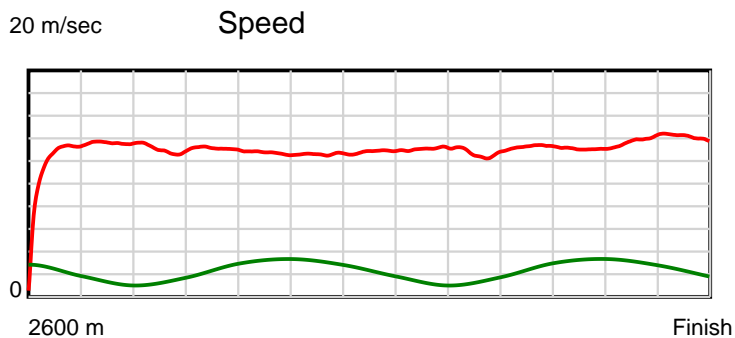
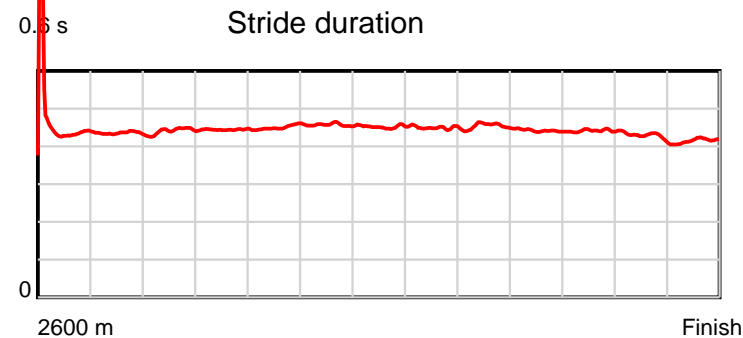
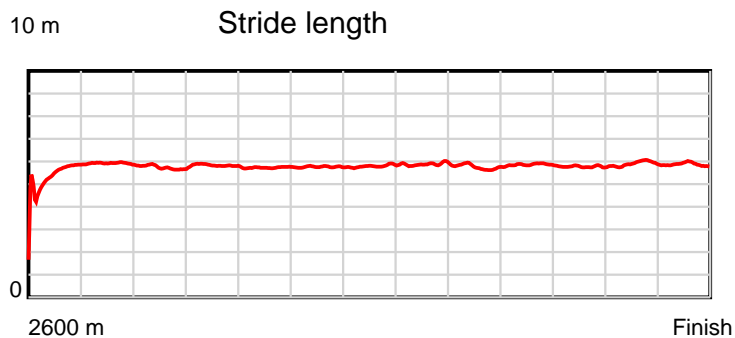
Disclaimer.

HRNZ and NZMTC and Thoroughbred Ratings Pty Ltd accepts no responsibility for the completeness or accuracy of any of the information contained herein, and makes no representations about its suitability for any particular purpose. Users should make their own judgements about those matters and/or seek independent advice. You assume all risks associated with use of the data provided on this page.

Race Results

April 05, 2019, Race 8, MICO PLUMBING HORNBY HANDICAP TROT, Distance 2600m, Addington - Survey 3200m

Result	TAB no.	Horse (Barrier)	2200m to	2000m to	1800m to	1600m to	1400m to	1200m to	1000m to	800m to	600m to	400m to	200m to	Total or	Margin
3rd	2	Izmok (10)	2000m	1800m	1600m	1400m	1200m	1000m	800m	600m	400m	200m	WP	Average	
		Position in running (margin)	3(3.1)	3(2.8)	3(2.1)	3(2.2)	2(1.8)	3(1.8)	5(4.0)	6(4.3)	6(4.5)	5(5.5)	4(4.5)		0.01
		Sectional time (s)	15.25	15.32	15.85	16.05	15.63	15.42	15.69	15.12	15.31	14.59	14.20		
		Cumulative time (s)	168.43	153.18	137.86	122.01	105.96	90.33	74.91	59.22	44.10	28.79	14.20	3:20.38	
		Speed (m/s)	13.11	13.05	12.62	12.46	12.80	12.97	12.75	13.23	13.06	13.71	14.08	12.98	
		Stride length (m)	5.78	5.80	5.68	5.69	5.78	5.84	5.78	5.85	5.76	5.86	5.85	5.76	
		Stride duration (s)	0.441	0.445	0.450	0.457	0.452	0.450	0.453	0.442	0.441	0.427	0.415	0.444	
		Stride efficiency (%)	52.25	52.62	50.33	50.62	52.19	53.21	52.15	53.42	51.88	53.64	53.46	51.81	
		Stride count	34.59	34.46	35.24	35.14	34.61	34.27	34.62	34.21	34.71	34.14	34.19	451.55	



Note: Horizontal distance axis grid lines are 200m furlongs.

Disclaimer.

HRNZ and NZMTC and Thoroughbred Ratings Pty Ltd accepts no responsibility for the completeness or accuracy of any of the information contained herein, and makes no representations about its suitability for any particular purpose. Users should make their own judgements about those matters and/or seek independent advice. You assume all risks associated with use of the data provided on this page.



Race Results



April 05, 2019, Race 8, MICO PLUMBING HORNBY HANDICAP TROT, Distance 2600m, Addington - Survey 3200m

Result	TAB no.	Horse (Barrier)	2600 to	2400m to
4th	3	Take After Me (12)	2400m	2200m
		Position in running (margin)	-	1(0.0)
		Sectional time (s)	17.02	14.63
		Cumulative time (s)	200.72	183.70
		Speed (m/s)	11.75	13.67
		Stride length (m)	5.06	5.64
		Stride duration (s)	0.425	0.413
		Stride efficiency (%)	39.99	49.73
		Stride count	39.54	35.45

Disclaimer.

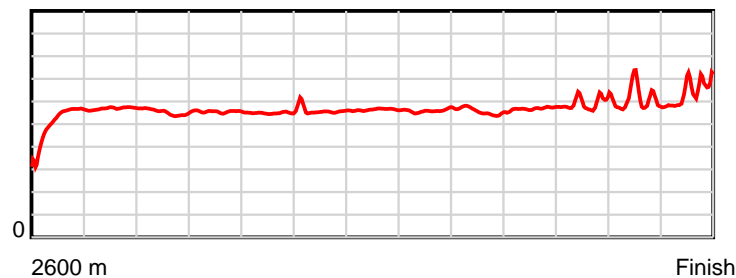
HRNZ and NZMTC and Thoroughbred Ratings Pty Ltd accepts no responsibility for the completeness or accuracy of any of the information contained herein, and makes no representations about its suitability for any particular purpose. Users should make their own judgements about those matters and/or seek independent advice. You assume all risks associated with use of the data provided on this page.

Race Results

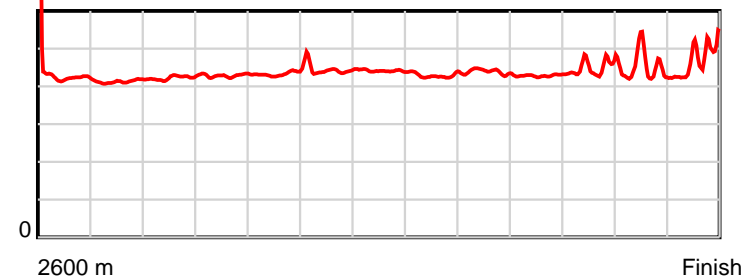
April 05, 2019, Race 8, MICO PLUMBING HORNBY HANDICAP TROT, Distance 2600m, Addington - Survey 3200m

Result	TAB no.	Horse (Barrier)	2200m to	2000m to	1800m to	1600m to	1400m to	1200m to	1000m to	800m to	600m to	400m to	200m to	Total or	Margin
4th	3	Take After Me (12)	2000m	1800m	1600m	1400m	1200m	1000m	800m	600m	400m	200m	WP	Average	
		Position in running (margin)	1(0.0)	1(0.0)	1(0.0)	1(0.0)	1(0.0)	1(0.0)	2(1.8)	3(2.5)	3(2.2)	3(2.4)	2(2.8)		2.10
		Sectional time (s)	15.30	15.43	15.84	16.13	15.61	15.35	15.76	15.04	15.17	14.81	14.63		
		Cumulative time (s)	169.07	153.77	138.34	122.50	106.37	90.76	75.41	59.65	44.61	29.44	14.63	3:20.72	
		Speed (m/s)	13.07	12.96	12.63	12.40	12.81	13.03	12.69	13.30	13.18	13.50	13.67	12.95	
		Stride length (m)	5.52	5.55	5.45	5.51	5.65	5.59	5.57	5.70	5.87	5.97	6.23	5.63	
		Stride duration (s)	0.422	0.428	0.432	0.444	0.441	0.429	0.439	0.428	0.446	0.442	0.456	0.434	
		Stride efficiency (%)	47.53	48.18	46.47	47.37	49.90	48.78	48.46	50.72	53.91	55.64	60.73	49.46	
		Stride count	36.26	36.02	36.68	36.32	35.39	35.80	35.92	35.11	34.05	33.52	32.08	462.14	

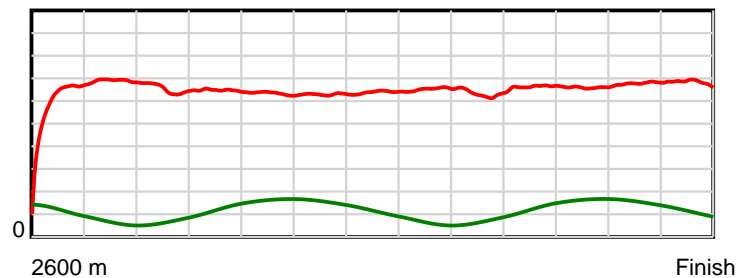
10 m Stride length



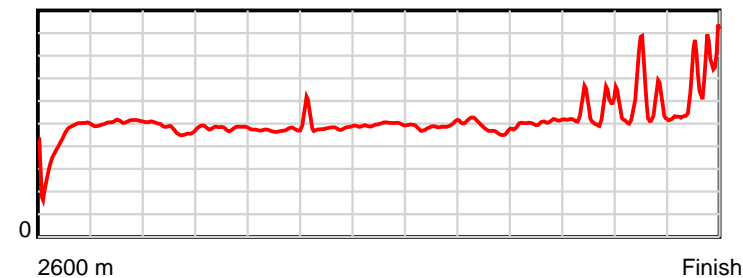
0.6 s Stride duration



20 m/sec Speed



100 % Stride efficiency



Note: Horizontal distance axis grid lines are 200m furlongs.

Disclaimer.

HRNZ and NZMTC and Thoroughbred Ratings Pty Ltd accepts no responsibility for the completeness or accuracy of any of the information contained herein, and makes no representations about its suitability for any particular purpose. Users should make their own judgements about those matters and/or seek independent advice. You assume all risks associated with use of the data provided on this page.



Race Results



April 05, 2019, Race 8, MICO PLUMBING HORNBY HANDICAP TROT, Distance 2600m, Addington - Survey 3200m

Result	TAB no.	Horse (Barrier)	2600 to	2400m to
5th	14	Didjabringtheb... (8)	2400m	2200m
		Position in running (margin)	-	10(21.2)
		Sectional time (s)	20.46	15.14
		Cumulative time (s)	201.30	180.84
		Speed (m/s)	9.78	13.21
		Stride length (m)	6.03	6.32
		Stride duration (s)	0.478	0.478
		Stride efficiency (%)	56.76	62.42
		Stride count	33.18	31.64

Disclaimer.

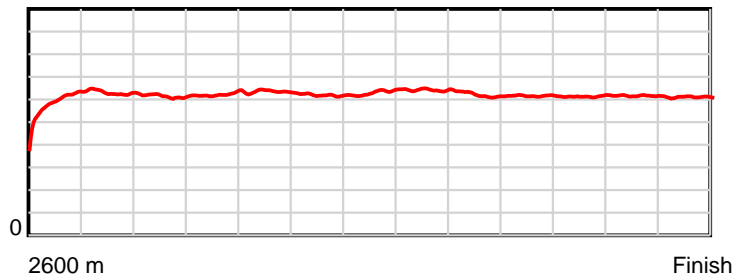
HRNZ and NZMTC and Thoroughbred Ratings Pty Ltd accepts no responsibility for the completeness or accuracy of any of the information contained herein, and makes no representations about its suitability for any particular purpose. Users should make their own judgements about those matters and/or seek independent advice. You assume all risks associated with use of the data provided on this page.

Race Results

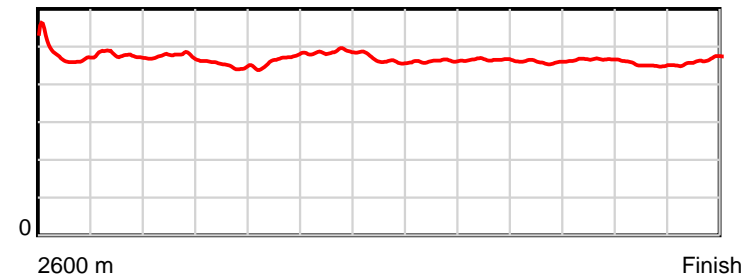
April 05, 2019, Race 8, MICO PLUMBING HORNBY HANDICAP TROT, Distance 2600m, Addington - Survey 3200m

Result	TAB no.	Horse (Barrier)	2200m to	2000m to	1800m to	1600m to	1400m to	1200m to	1000m to	800m to	600m to	400m to	200m to	Total or	Margin
5th	14	Didjabringtheb... (8)	2000m	1800m	1600m	1400m	1200m	1000m	800m	600m	400m	200m	WP	Average	
		Position in running (margin)	10(24.3)	9(23.9)	8(18.5)	8(11.1)	8(10.2)	7(4.9)	4(3.6)	2(1.4)	2(0.5)	2(1.9)	3(3.9)		5.40
		Sectional time (s)	15.25	14.52	14.61	15.97	14.73	14.85	15.27	14.94	15.38	15.08	15.10		
		Cumulative time (s)	165.70	150.45	135.93	121.32	105.35	90.62	75.77	60.50	45.56	30.18	15.10	3:21.30	
		Speed (m/s)	13.11	13.77	13.69	12.52	13.58	13.47	13.10	13.39	13.00	13.26	13.25	12.92	
		Stride length (m)	6.24	6.23	6.33	6.08	6.33	6.22	6.09	6.15	6.05	5.99	6.14	6.17	
		Stride duration (s)	0.475	0.452	0.462	0.485	0.466	0.462	0.465	0.460	0.465	0.452	0.464	0.477	
		Stride efficiency (%)	60.77	60.59	62.63	57.72	62.60	60.40	57.96	59.18	57.26	56.09	58.97	59.43	
		Stride count	32.07	32.12	31.59	32.91	31.60	32.17	32.84	32.50	33.04	33.38	32.56	421.60	

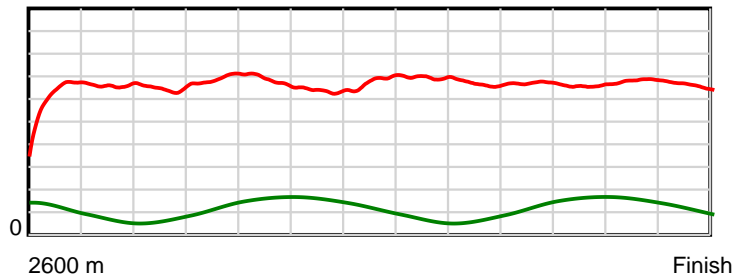
10 m Stride length



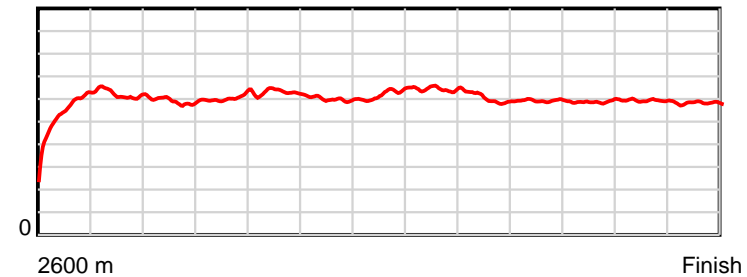
0.6 s Stride duration



20 m/sec Speed



100 % Stride efficiency



Note: Horizontal distance axis grid lines are 200m furlongs.

Disclaimer.

HRNZ and NZMTC and Thoroughbred Ratings Pty Ltd accepts no responsibility for the completeness or accuracy of any of the information contained herein, and makes no representations about its suitability for any particular purpose. Users should make their own judgements about those matters and/or seek independent advice. You assume all risks associated with use of the data provided on this page.



Race Results



April 05, 2019, Race 8, MICO PLUMBING HORNBY HANDICAP TROT, Distance 2600m, Addington - Survey 3200m

Result	TAB no.	Horse (Barrier)	2600 to	2400m to
6th	6	Theodosia (15)	2400m	2200m
		Position in running (margin)	-	5(4.3)
		Sectional time (s)	17.51	15.45
		Cumulative time (s)	201.39	183.88
		Speed (m/s)	11.42	12.94
		Stride length (m)	5.23	5.86
		Stride duration (s)	0.447	0.453
		Stride efficiency (%)	42.79	53.63
		Stride count	38.22	34.14

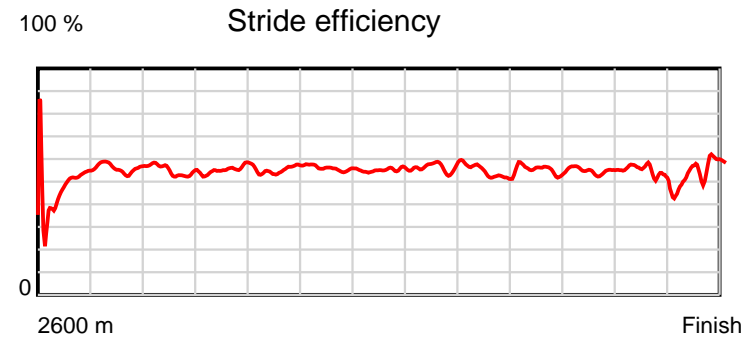
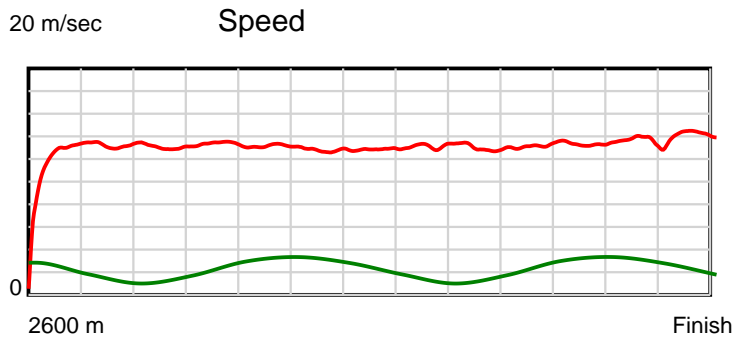
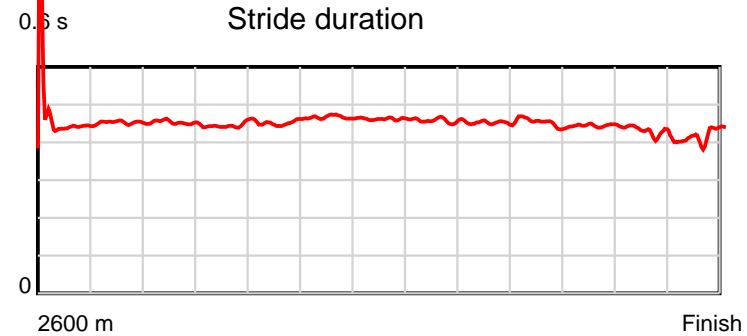
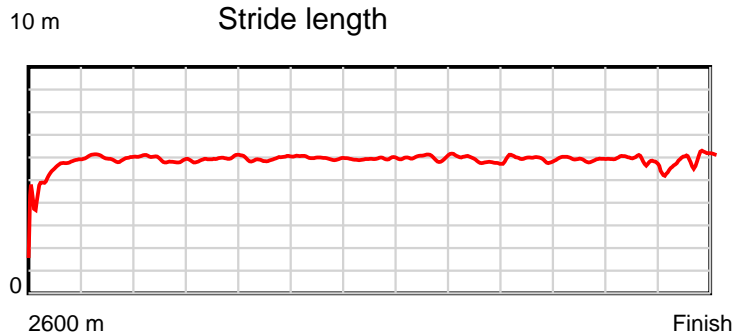
Disclaimer.

HRNZ and NZMTC and Thoroughbred Ratings Pty Ltd accepts no responsibility for the completeness or accuracy of any of the information contained herein, and makes no representations about its suitability for any particular purpose. Users should make their own judgements about those matters and/or seek independent advice. You assume all risks associated with use of the data provided on this page.

Race Results

April 05, 2019, Race 8, MICO PLUMBING HORNBY HANDICAP TROT, Distance 2600m, Addington - Survey 3200m

Result	TAB no.	Horse (Barrier)	2200m to	2000m to	1800m to	1600m to	1400m to	1200m to	1000m to	800m to	600m to	400m to	200m to	Total or	Margin
6th	6	Theodosia (15)	2000m	1800m	1600m	1400m	1200m	1000m	800m	600m	400m	200m	WP	Average	
		Position in running (margin)	5(9.3)	5(9.3)	5(7.3)	5(4.9)	5(4.1)	6(3.7)	8(6.8)	8(5.6)	8(6.1)	7(7.6)	8(10.7)		5.90
		Sectional time (s)	15.31	15.10	15.44	15.99	15.56	15.57	15.44	15.16	15.40	15.26	14.20		
		Cumulative time (s)	168.43	153.12	138.02	122.58	106.59	91.03	75.46	60.02	44.86	29.46	14.20	3:21.39	
		Speed (m/s)	13.06	13.25	12.95	12.51	12.85	12.85	12.95	13.19	12.99	13.11	14.08	12.91	
		Stride length (m)	5.92	5.89	5.86	5.83	5.94	5.89	5.86	5.96	5.77	5.55	5.91	5.80	
		Stride duration (s)	0.453	0.445	0.452	0.466	0.462	0.458	0.452	0.452	0.444	0.424	0.419	0.449	
		Stride efficiency (%)	54.83	54.28	53.65	53.18	55.08	54.16	53.58	55.51	52.01	48.16	54.51	52.54	
		Stride count	33.76	33.94	34.13	34.28	33.69	33.97	34.16	33.56	34.67	36.03	33.86	448.41	



Note: Horizontal distance axis grid lines are 200m furlongs.

Disclaimer.

HRNZ and NZMTC and Thoroughbred Ratings Pty Ltd accepts no responsibility for the completeness or accuracy of any of the information contained herein, and makes no representations about its suitability for any particular purpose. Users should make their own judgements about those matters and/or seek independent advice. You assume all risks associated with use of the data provided on this page.



Race Results



April 05, 2019, Race 8, MICO PLUMBING HORNBY HANDICAP TROT, Distance 2600m, Addington - Survey 3200m

Result	TAB no.	Horse (Barrier)	2600 to	2400m to
7th	12	Splash Cola (0)	2400m	2200m
		Position in running (margin)	-	7(11.2)
		Sectional time (s)	18.81	15.08
		Cumulative time (s)	201.41	182.60
		Speed (m/s)	10.63	13.26
		Stride length (m)	5.85	6.28
		Stride duration (s)	0.462	0.474
		Stride efficiency (%)	53.41	61.70
		Stride count	34.21	31.83

Disclaimer.

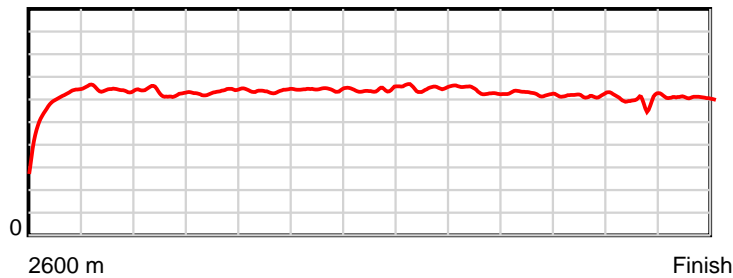
HRNZ and NZMTC and Thoroughbred Ratings Pty Ltd accepts no responsibility for the completeness or accuracy of any of the information contained herein, and makes no representations about its suitability for any particular purpose. Users should make their own judgements about those matters and/or seek independent advice. You assume all risks associated with use of the data provided on this page.

Race Results

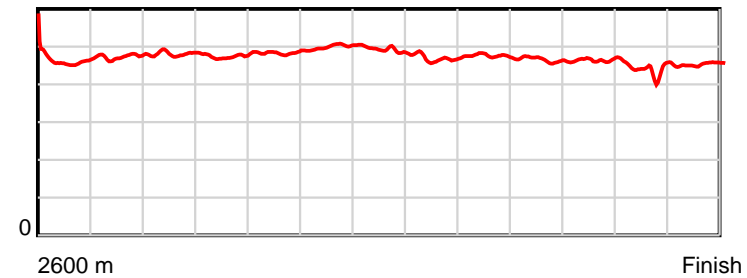
April 05, 2019, Race 8, MICO PLUMBING HORNBY HANDICAP TROT, Distance 2600m, Addington - Survey 3200m

Result	TAB no.	Horse (Barrier)	2200m to	2000m to	1800m to	1600m to	1400m to	1200m to	1000m to	800m to	600m to	400m to	200m to	Total or	Margin
7th	12	Splash Cola (0)	2000m	1800m	1600m	1400m	1200m	1000m	800m	600m	400m	200m	WP	Average	
		Position in running (margin)	7(13.9)	7(14.0)	7(11.6)	7(9.4)	7(8.3)	8(6.8)	6(5.5)	4(3.5)	4(2.7)	4(3.5)	5(5.7)		6.00
		Sectional time (s)	15.31	15.03	15.48	15.95	15.37	14.83	15.30	14.95	15.28	15.13	14.89		
		Cumulative time (s)	167.52	152.21	137.18	121.70	105.75	90.38	75.55	60.25	45.30	30.02	14.89	3:21.41	
		Speed (m/s)	13.06	13.31	12.92	12.54	13.01	13.49	13.07	13.38	13.09	13.22	13.43	12.91	
		Stride length (m)	6.28	6.31	6.25	6.26	6.40	6.33	6.20	6.22	6.08	5.81	6.09	6.18	
		Stride duration (s)	0.481	0.474	0.484	0.499	0.492	0.470	0.475	0.465	0.465	0.440	0.454	0.479	
		Stride efficiency (%)	61.62	62.24	61.06	61.30	64.01	62.64	60.13	60.48	57.81	52.80	58.04	59.65	
		Stride count	31.85	31.69	31.99	31.93	31.25	31.59	32.24	32.15	32.88	34.41	32.82	420.84	

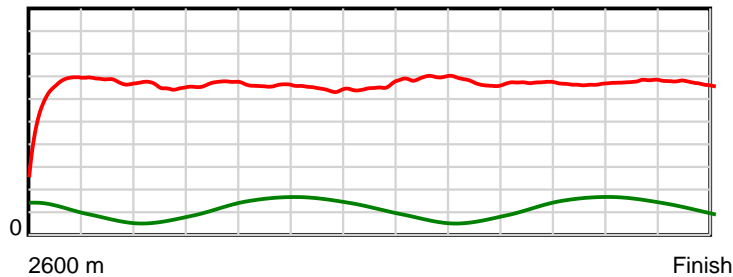
10 m Stride length



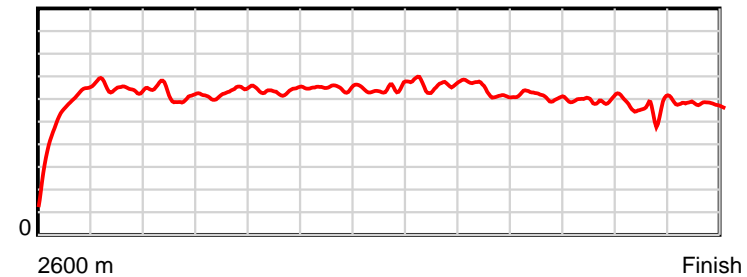
0.6 s Stride duration



20 m/sec Speed



100 % Stride efficiency



Note: Horizontal distance axis grid lines are 200m furlongs.

Disclaimer.

HRNZ and NZMTC and Thoroughbred Ratings Pty Ltd accepts no responsibility for the completeness or accuracy of any of the information contained herein, and makes no representations about its suitability for any particular purpose. Users should make their own judgements about those matters and/or seek independent advice. You assume all risks associated with use of the data provided on this page.



Race Results



April 05, 2019, Race 8, MICO PLUMBING HORNBY HANDICAP TROT, Distance 2600m, Addington - Survey 3200m

Result	TAB no.	Horse (Barrier)	2600 to	2400m to
8th	17	Missandei (1)	2400m	2200m
		Position in running (margin)	-	11(22.9)
		Sectional time (s)	20.78	15.07
		Cumulative time (s)	201.85	181.07
		Speed (m/s)	9.63	13.27
		Stride length (m)	5.44	5.81
		Stride duration (s)	0.434	0.438
		Stride efficiency (%)	46.26	52.77
		Stride count	36.76	34.42

Disclaimer.

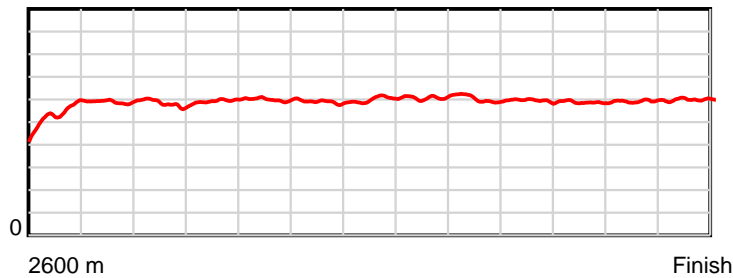
HRNZ and NZMTC and Thoroughbred Ratings Pty Ltd accepts no responsibility for the completeness or accuracy of any of the information contained herein, and makes no representations about its suitability for any particular purpose. Users should make their own judgements about those matters and/or seek independent advice. You assume all risks associated with use of the data provided on this page.

Race Results

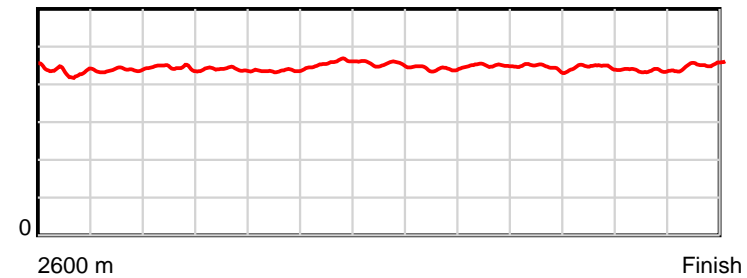
April 05, 2019, Race 8, MICO PLUMBING HORNBY HANDICAP TROT, Distance 2600m, Addington - Survey 3200m

Result	TAB no.	Horse (Barrier)	2200m to	2000m to	1800m to	1600m to	1400m to	1200m to	1000m to	800m to	600m to	400m to	200m to	Total or	Margin
8th	17	Missandei (1)	2000m	1800m	1600m	1400m	1200m	1000m	800m	600m	400m	200m	WP	Average	
		Position in running (margin)	11(25.6)	10(25.6)	10(21.6)	9(14.4)	9(12.6)	9(9.1)	9(7.7)	7(5.3)	5(4.2)	6(5.5)	7(7.4)		8.50
		Sectional time (s)	15.31	14.76	14.62	15.83	15.03	14.84	15.23	14.90	15.37	15.07	15.04		
		Cumulative time (s)	166.00	150.69	135.93	121.31	105.48	90.45	75.61	60.38	45.48	30.11	15.04	3:21.85	
		Speed (m/s)	13.06	13.55	13.68	12.63	13.31	13.48	13.13	13.42	13.01	13.27	13.30	12.88	
		Stride length (m)	5.81	5.96	5.97	5.77	6.04	5.96	5.91	5.97	5.80	5.79	6.02	5.86	
		Stride duration (s)	0.445	0.440	0.437	0.457	0.454	0.442	0.450	0.445	0.446	0.436	0.452	0.455	
		Stride efficiency (%)	52.68	55.42	55.72	52.05	57.06	55.43	54.51	55.73	52.65	52.45	56.58	53.68	
		Stride count	34.45	33.58	33.49	34.65	33.10	33.58	33.86	33.49	34.46	34.52	33.24	443.60	

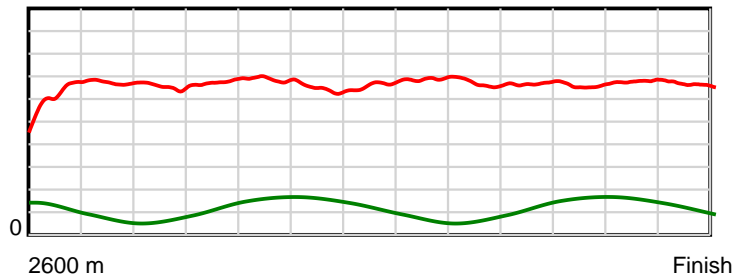
10 m Stride length



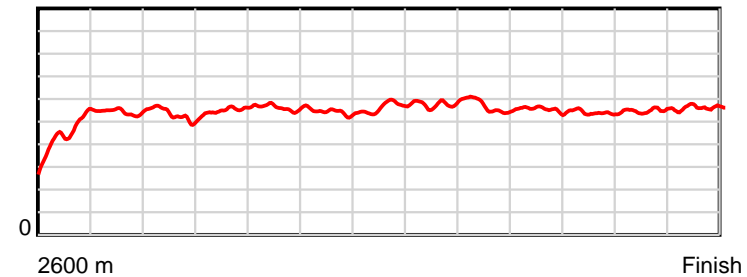
0.6 s Stride duration



20 m/sec Speed



100 % Stride efficiency



Note: Horizontal distance axis grid lines are 200m furlongs.

Disclaimer.

HRNZ and NZMTC and Thoroughbred Ratings Pty Ltd accepts no responsibility for the completeness or accuracy of any of the information contained herein, and makes no representations about its suitability for any particular purpose. Users should make their own judgements about those matters and/or seek independent advice. You assume all risks associated with use of the data provided on this page.



Race Results



April 05, 2019, Race 8, MICO PLUMBING HORNBY HANDICAP TROT, Distance 2600m, Addington - Survey 3200m

Result	TAB no.	Horse (Barrier)	2600 to	2400m to
9th	10	Sioux Princess (2)	2400m	2200m
		Position in running (margin)	-	14(47.5)
		Sectional time (s)	24.89	15.54
		Cumulative time (s)	204.62	179.73
		Speed (m/s)	8.04	12.87
		Stride length (m)	3.85	5.67
		Stride duration (s)	0.460	0.440
		Stride efficiency (%)	23.16	50.18
		Stride count	51.95	35.29

Disclaimer.

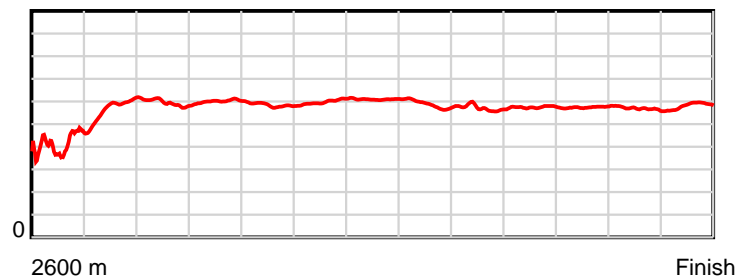
HRNZ and NZMTC and Thoroughbred Ratings Pty Ltd accepts no responsibility for the completeness or accuracy of any of the information contained herein, and makes no representations about its suitability for any particular purpose. Users should make their own judgements about those matters and/or seek independent advice. You assume all risks associated with use of the data provided on this page.

Race Results

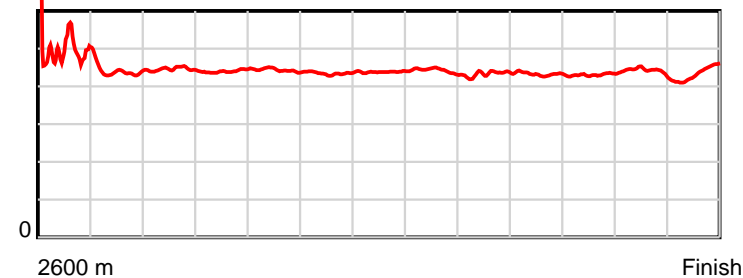
April 05, 2019, Race 8, MICO PLUMBING HORNBY HANDICAP TROT, Distance 2600m, Addington - Survey 3200m

Result	TAB no.	Horse (Barrier)	2200m to	2000m to	1800m to	1600m to	1400m to	1200m to	1000m to	800m to	600m to	400m to	200m to	Total or	Margin
9th	10	Sioux Princess (2)	2000m	1800m	1600m	1400m	1200m	1000m	800m	600m	400m	200m	WP	Average	
		Position in running (margin)	13(53.0)	13(50.2)	12(45.4)	12(41.0)	12(31.8)	12(24.3)	12(24.4)	11(20.6)	11(20.5)	11(19.4)	11(24.9)		24.40
		Sectional time (s)	14.84	14.63	15.10	14.61	14.35	15.08	15.00	15.07	14.96	15.67	14.88		
		Cumulative time (s)	164.19	149.35	134.72	119.62	105.01	90.66	75.58	60.58	45.51	30.55	14.88	3:24.62	
		Speed (m/s)	13.48	13.67	13.25	13.69	13.94	13.26	13.33	13.27	13.37	12.76	13.44	12.71	
		Stride length (m)	6.00	6.02	5.87	5.95	6.11	5.86	5.77	5.74	5.75	5.63	5.85	5.62	
		Stride duration (s)	0.445	0.440	0.443	0.435	0.438	0.442	0.433	0.433	0.430	0.441	0.435	0.443	
		Stride efficiency (%)	56.20	56.66	53.86	55.34	58.25	53.69	52.11	51.54	51.72	49.46	53.52	49.42	
		Stride count	33.35	33.21	34.07	33.61	32.76	34.12	34.63	34.83	34.77	35.55	34.17	462.31	

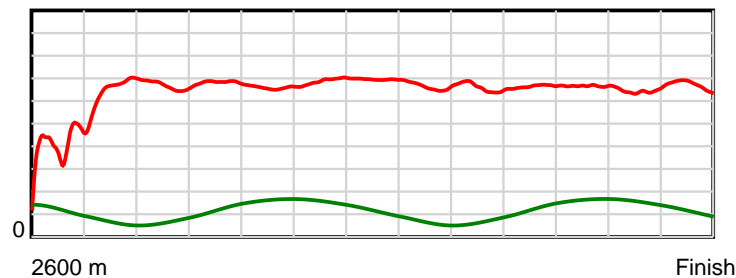
10 m Stride length



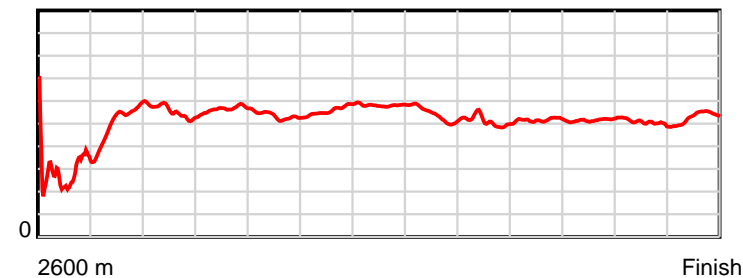
0.6 s Stride duration



20 m/sec Speed



100 % Stride efficiency



Note: Horizontal distance axis grid lines are 200m furlongs.

Disclaimer.

HRNZ and NZMTC and Thoroughbred Ratings Pty Ltd accepts no responsibility for the completeness or accuracy of any of the information contained herein, and makes no representations about its suitability for any particular purpose. Users should make their own judgements about those matters and/or seek independent advice. You assume all risks associated with use of the data provided on this page.



Race Results



April 05, 2019, Race 8, MICO PLUMBING HORNBY HANDICAP TROT, Distance 2600m, Addington - Survey 3200m

Result	TAB no.	Horse (Barrier)	2600 to	2400m to
10th	15	Majestic Hurri... (11)	2400m	2200m
		Position in running (margin)	-	15(47.6)
		Sectional time (s)	24.73	14.92
		Cumulative time (s)	205.18	180.45
		Speed (m/s)	8.09	13.40
		Stride length (m)	4.17	5.66
		Stride duration (s)	0.435	0.422
		Stride efficiency (%)	27.17	50.10
		Stride count	47.96	35.32

Disclaimer.

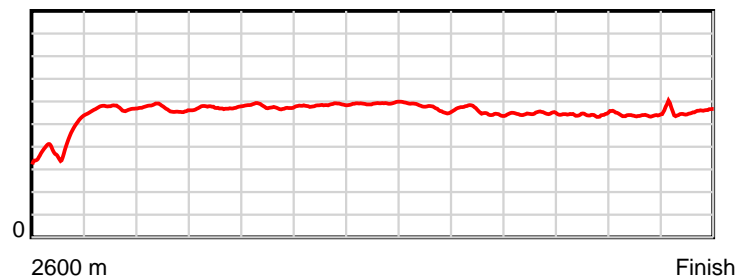
HRNZ and NZMTC and Thoroughbred Ratings Pty Ltd accepts no responsibility for the completeness or accuracy of any of the information contained herein, and makes no representations about its suitability for any particular purpose. Users should make their own judgements about those matters and/or seek independent advice. You assume all risks associated with use of the data provided on this page.

Race Results

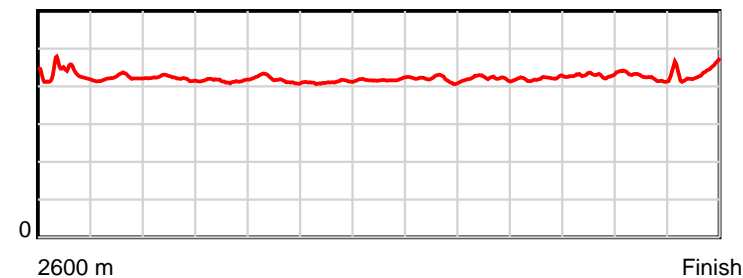
April 05, 2019, Race 8, MICO PLUMBING HORNBY HANDICAP TROT, Distance 2600m, Addington - Survey 3200m

Result	TAB no.	Horse (Barrier)	2200m to	2000m to	1800m to	1600m to	1400m to	1200m to	1000m to	800m to	600m to	400m to	200m to	Total or	Margin
10th	15	Majestic Hurri... (11)	2000m	1800m	1600m	1400m	1200m	1000m	800m	600m	400m	200m	WP	Average	
		Position in running (margin)	12(49.3)	12(46.4)	11(41.0)	11(33.6)	10(22.2)	10(13.3)	10(11.8)	10(8.6)	10(10.7)	10(15.4)	9(23.1)		27.60
		Sectional time (s)	14.80	14.54	14.60	14.23	14.14	14.80	15.11	15.43	15.94	16.02	15.92		
		Cumulative time (s)	165.53	150.73	136.19	121.59	107.36	93.22	78.42	63.31	47.88	31.94	15.92	3:25.18	
		Speed (m/s)	13.51	13.76	13.70	14.05	14.14	13.51	13.24	12.96	12.55	12.48	12.56	12.67	
		Stride length (m)	5.70	5.70	5.73	5.78	5.91	5.66	5.57	5.45	5.38	5.31	5.52	5.46	
		Stride duration (s)	0.422	0.414	0.418	0.411	0.418	0.419	0.421	0.421	0.429	0.425	0.439	0.431	
		Stride efficiency (%)	50.71	50.77	51.34	52.18	54.54	50.02	48.57	46.49	45.25	44.00	47.54	46.65	
		Stride count	35.11	35.09	34.89	34.61	33.85	35.35	35.88	36.67	37.17	37.69	36.26	475.85	

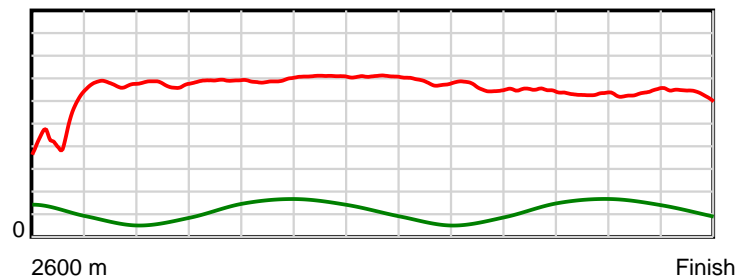
10 m Stride length



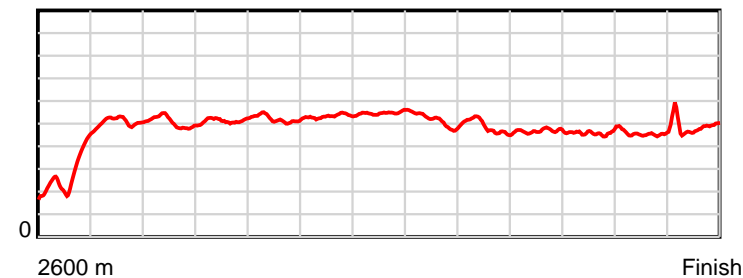
0.6 s Stride duration



20 m/sec Speed



100 % Stride efficiency



Note: Horizontal distance axis grid lines are 200m furlongs.

Disclaimer.

HRNZ and NZMTC and Thoroughbred Ratings Pty Ltd accepts no responsibility for the completeness or accuracy of any of the information contained herein, and makes no representations about its suitability for any particular purpose. Users should make their own judgements about those matters and/or seek independent advice. You assume all risks associated with use of the data provided on this page.



Race Results



April 05, 2019, Race 8, MICO PLUMBING HORNBY HANDICAP TROT, Distance 2600m, Addington - Survey 3200m

Result	TAB no.	Horse (Barrier)	2600 to	2400m to
11th	5	Justamollyarch... (14)	2400m	2200m
		Position in running (margin)	-	2(1.7)
		Sectional time (s)	17.37	14.59
		Cumulative time (s)	206.31	188.94
		Speed (m/s)	11.52	13.71
		Stride length (m)	5.35	6.02
		Stride duration (s)	0.435	0.440
		Stride efficiency (%)	44.75	56.71
		Stride count	37.38	33.20

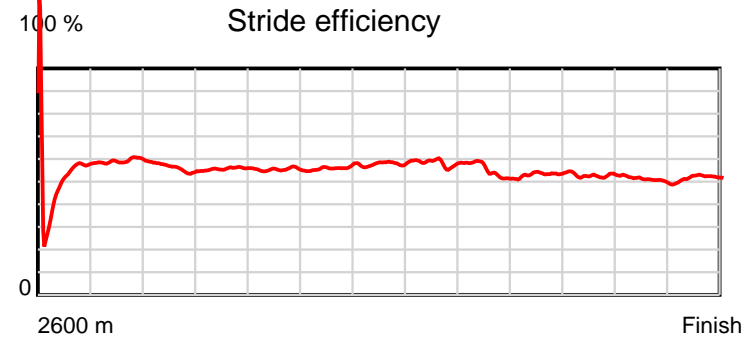
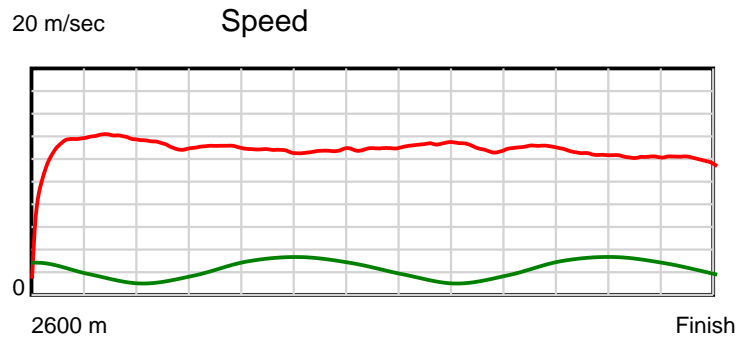
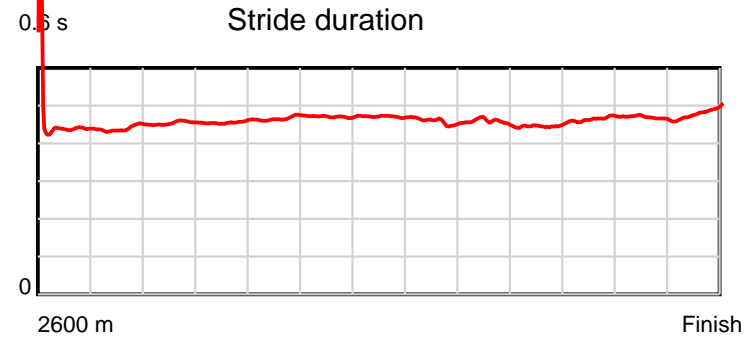
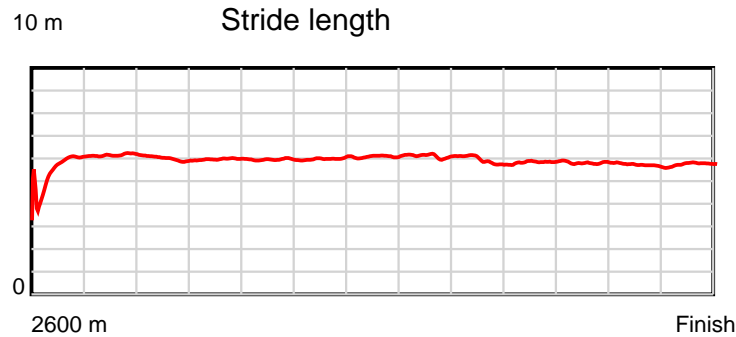
Disclaimer.

HRNZ and NZMTC and Thoroughbred Ratings Pty Ltd accepts no responsibility for the completeness or accuracy of any of the information contained herein, and makes no representations about its suitability for any particular purpose. Users should make their own judgements about those matters and/or seek independent advice. You assume all risks associated with use of the data provided on this page.

Race Results

April 05, 2019, Race 8, MICO PLUMBING HORNBY HANDICAP TROT, Distance 2600m, Addington - Survey 3200m

Result	TAB no.	Horse (Barrier)	2200m to	2000m to	1800m to	1600m to	1400m to	1200m to	1000m to	800m to	600m to	400m to	200m to	Total or	Margin
11th	5	Justamollyarch... (14)	2000m	1800m	1600m	1400m	1200m	1000m	800m	600m	400m	200m	WP	Average	
		Position in running (margin)	2(1.5)	2(1.7)	2(1.2)	2(2.2)	3(2.0)	2(1.7)	3(3.0)	5(3.5)	7(5.1)	9(12.5)	10(23.7)		34.00
		Sectional time (s)	15.33	15.36	15.99	16.10	15.55	15.28	15.72	15.35	16.38	16.62	16.67		
		Cumulative time (s)	174.35	159.02	143.66	127.67	111.57	96.02	80.74	65.02	49.67	33.29	16.67	3:26.31	
		Speed (m/s)	13.05	13.02	12.51	12.42	12.86	13.09	12.72	13.03	12.21	12.03	12.00	12.60	
		Stride length (m)	5.92	5.93	5.83	5.85	6.05	5.99	5.82	5.82	5.68	5.63	5.80	5.82	
		Stride duration (s)	0.453	0.455	0.466	0.471	0.471	0.457	0.457	0.447	0.465	0.468	0.483	0.462	
		Stride efficiency (%)	54.71	54.99	53.12	53.44	57.27	55.99	52.87	52.93	50.43	49.51	52.55	52.87	
		Stride count	33.80	33.71	34.30	34.20	33.04	33.41	34.38	34.36	35.21	35.53	34.49	447.01	



Note: Horizontal distance axis grid lines are 200m furlongs.

Disclaimer.

HRNZ and NZMTC and Thoroughbred Ratings Pty Ltd accepts no responsibility for the completeness or accuracy of any of the information contained herein, and makes no representations about its suitability for any particular purpose. Users should make their own judgements about those matters and/or seek independent advice. You assume all risks associated with use of the data provided on this page.



Race Results



April 05, 2019, Race 8, MICO PLUMBING HORNBY HANDICAP TROT, Distance 2600m, Addington - Survey 3200m

Result	TAB no.	Horse (Barrier)	2600 to	2400m to
12th	16	Belles Son (9)	2400m	2200m
		Position in running (margin)	-	9(19.9)
		Sectional time (s)	20.10	15.29
		Cumulative time (s)	207.37	187.27
		Speed (m/s)	9.95	13.08
		Stride length (m)	5.38	5.57
		Stride duration (s)	0.415	0.426
		Stride efficiency (%)	45.22	48.47
		Stride count	37.18	35.91

Disclaimer.

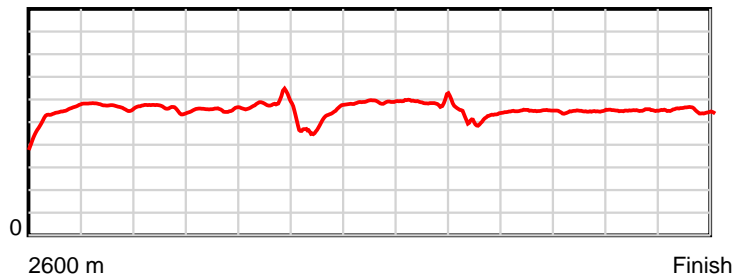
HRNZ and NZMTC and Thoroughbred Ratings Pty Ltd accepts no responsibility for the completeness or accuracy of any of the information contained herein, and makes no representations about its suitability for any particular purpose. Users should make their own judgements about those matters and/or seek independent advice. You assume all risks associated with use of the data provided on this page.

Race Results

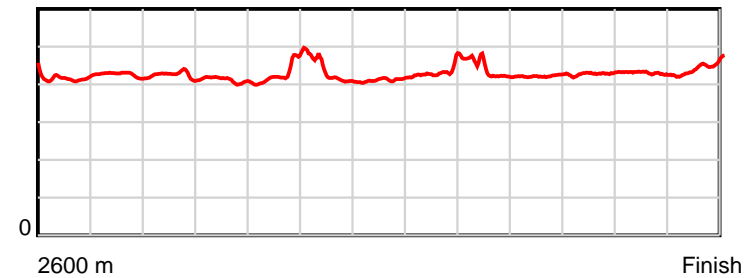
April 05, 2019, Race 8, MICO PLUMBING HORNBY HANDICAP TROT, Distance 2600m, Addington - Survey 3200m

Result	TAB no.	Horse (Barrier)	2200m to	2000m to	1800m to	1600m to	1400m to	1200m to	1000m to	800m to	600m to	400m to	200m to	Total or	Margin
12th	16	Belles Son (9)	2000m	1800m	1600m	1400m	1200m	1000m	800m	600m	400m	200m	WP	Average	
		Position in running (margin)	9(23.9)	8(23.4)	9(19.5)	10(15.9)	11(25.8)	11(16.0)	11(16.8)	12(25.3)	12(26.8)	12(29.4)	12(34.2)		40.10
		Sectional time (s)	15.22	14.77	15.24	17.79	13.97	15.19	17.06	15.34	15.57	15.54	16.29		
		Cumulative time (s)	171.98	156.76	141.99	126.75	108.96	94.99	79.80	62.74	47.40	31.83	16.29	3:27.37	
		Speed (m/s)	13.14	13.54	13.12	11.24	14.32	13.17	11.72	13.04	12.85	12.87	12.28	12.54	
		Stride length (m)	5.58	5.58	5.65	4.82	5.90	5.76	5.12	5.51	5.49	5.52	5.49	5.48	
		Stride duration (s)	0.425	0.412	0.431	0.429	0.412	0.437	0.437	0.422	0.427	0.429	0.447	0.437	
		Stride efficiency (%)	48.69	48.61	49.94	36.34	54.32	51.83	41.03	47.37	47.06	47.57	47.16	46.87	
		Stride count	35.83	35.86	35.38	41.47	33.92	34.73	39.03	36.32	36.45	36.25	36.41	474.74	

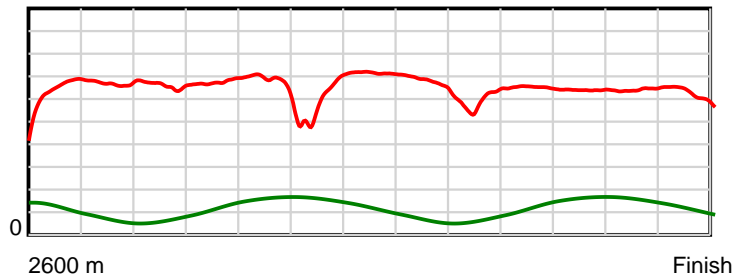
10 m Stride length



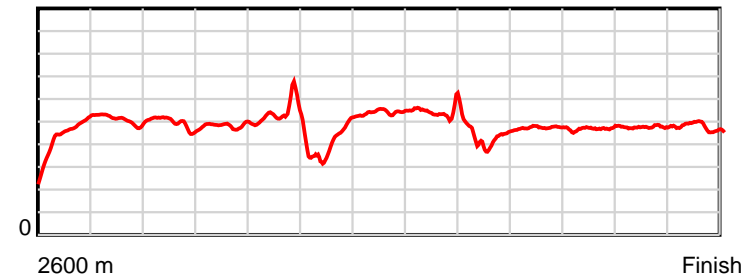
0.6 s Stride duration



20 m/sec Speed



100 % Stride efficiency



Note: Horizontal distance axis grid lines are 200m furlongs.

Disclaimer.

HRNZ and NZMTC and Thoroughbred Ratings Pty Ltd accepts no responsibility for the completeness or accuracy of any of the information contained herein, and makes no representations about its suitability for any particular purpose. Users should make their own judgements about those matters and/or seek independent advice. You assume all risks associated with use of the data provided on this page.



Race Results



April 05, 2019, Race 8, MICO PLUMBING HORNBY HANDICAP TROT, Distance 2600m, Addington - Survey 3200m

Result	TAB no.	Horse (Barrier)	2600 to	2400m to
13th	4	Maria Tsarina (13)	2400m	2200m
		Position in running (margin)	-	13(45.2)
		Sectional time (s)	24.24	17.15
		Cumulative time (s)	209.10	184.86
		Speed (m/s)	8.25	11.66
		Stride length (m)	4.07	5.76
		Stride duration (s)	0.487	0.494
		Stride efficiency (%)	25.84	51.93
		Stride count	49.19	34.69

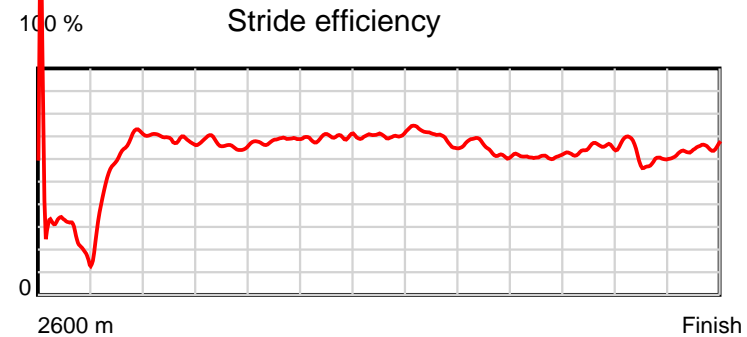
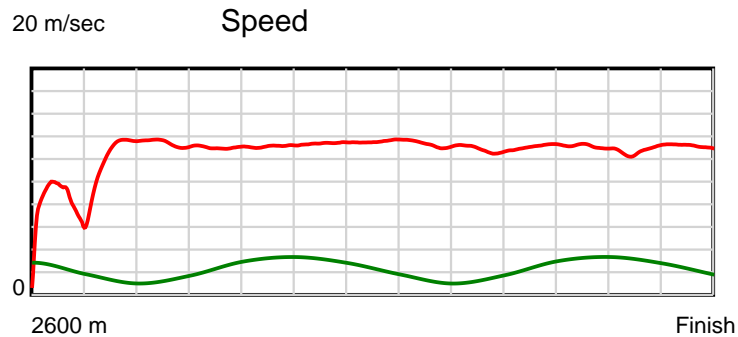
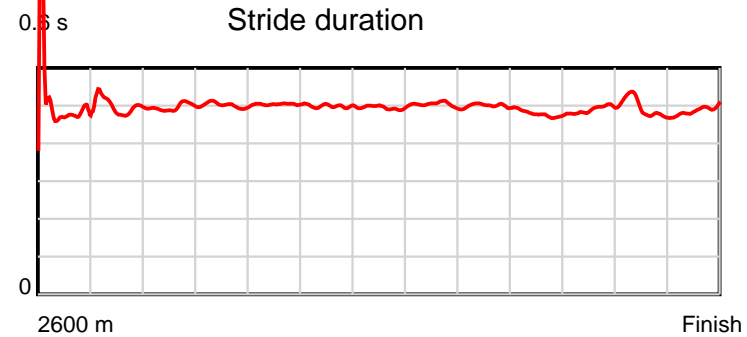
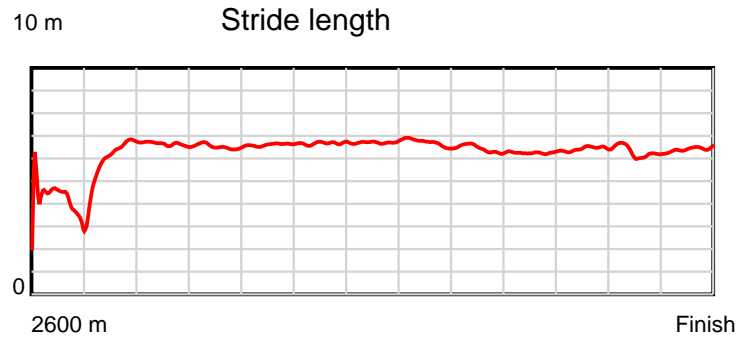
Disclaimer.

HRNZ and NZMTC and Thoroughbred Ratings Pty Ltd accepts no responsibility for the completeness or accuracy of any of the information contained herein, and makes no representations about its suitability for any particular purpose. Users should make their own judgements about those matters and/or seek independent advice. You assume all risks associated with use of the data provided on this page.

Race Results

April 05, 2019, Race 8, MICO PLUMBING HORNBY HANDICAP TROT, Distance 2600m, Addington - Survey 3200m

Result	TAB no.	Horse (Barrier)	2200m to	2000m to	1800m to	1600m to	1400m to	1200m to	1000m to	800m to	600m to	400m to	200m to	Total or	Margin
13th	4	Maria Tsarina (13)	2000m	1800m	1600m	1400m	1200m	1000m	800m	600m	400m	200m	WP	Average	
		Position in running (margin)	16(60.3)	15(57.5)	14(57.2)	14(53.8)	14(47.3)	14(42.5)	14(42.2)	14(41.4)	14(42.6)	14(43.2)	13(50.1)		49.90
		Sectional time (s)	14.85	15.37	15.28	15.03	14.81	15.02	15.51	15.28	15.24	15.91	15.41		
		Cumulative time (s)	167.71	152.86	137.49	122.21	107.18	92.37	77.35	61.84	46.56	31.32	15.41	3:29.10	
		Speed (m/s)	13.47	13.01	13.09	13.31	13.50	13.32	12.89	13.09	13.12	12.57	12.98	12.43	
		Stride length (m)	6.68	6.52	6.60	6.63	6.69	6.69	6.45	6.25	6.43	6.20	6.36	6.15	
		Stride duration (s)	0.496	0.501	0.504	0.498	0.495	0.503	0.500	0.478	0.490	0.493	0.490	0.495	
		Stride efficiency (%)	69.77	66.48	68.03	68.61	69.88	70.02	65.01	61.07	64.55	60.00	63.21	59.15	
		Stride count	29.93	30.66	30.31	30.18	29.91	29.88	31.01	31.99	31.12	32.28	31.45	422.60	



Note: Horizontal distance axis grid lines are 200m furlongs.

Disclaimer.

HRNZ and NZMTC and Thoroughbred Ratings Pty Ltd accepts no responsibility for the completeness or accuracy of any of the information contained herein, and makes no representations about its suitability for any particular purpose. Users should make their own judgements about those matters and/or seek independent advice. You assume all risks associated with use of the data provided on this page.



Race Results



April 05, 2019, Race 8, MICO PLUMBING HORNBY HANDICAP TROT, Distance 2600m, Addington - Survey 3200m

Result	TAB no.	Horse (Barrier)	2600 to	2400m to
14th	8	Michelle (5)	2400m	2200m
		Position in running (margin)	-	16(49.2)
		Sectional time (s)	25.10	15.97
		Cumulative time (s)	209.99	184.89
		Speed (m/s)	7.97	12.52
		Stride length (m)	4.25	5.88
		Stride duration (s)	0.496	0.470
		Stride efficiency (%)	28.26	54.06
		Stride count	47.03	34.00

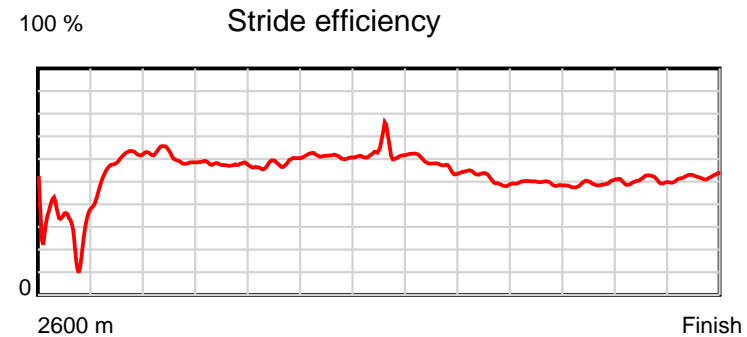
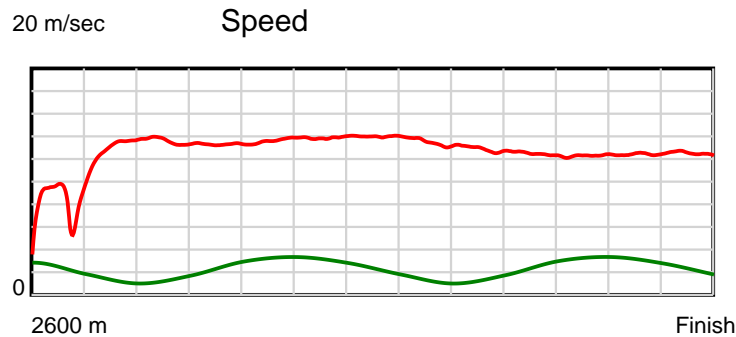
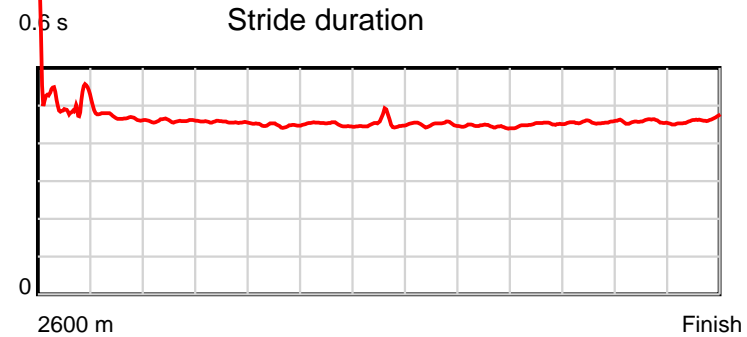
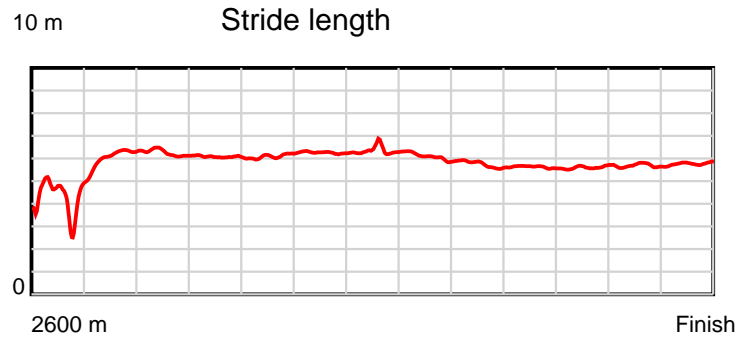
Disclaimer.

HRNZ and NZMTC and Thoroughbred Ratings Pty Ltd accepts no responsibility for the completeness or accuracy of any of the information contained herein, and makes no representations about its suitability for any particular purpose. Users should make their own judgements about those matters and/or seek independent advice. You assume all risks associated with use of the data provided on this page.

Race Results

April 05, 2019, Race 8, MICO PLUMBING HORNBY HANDICAP TROT, Distance 2600m, Addington - Survey 3200m

Result	TAB no.	Horse (Barrier)	2200m to	2000m to	1800m to	1600m to	1400m to	1200m to	1000m to	800m to	600m to	400m to	200m to	Total or	Margin
14th	8	Michelle (5)	2000m	1800m	1600m	1400m	1200m	1000m	800m	600m	400m	200m	WP	Average	
		Position in running (margin)	15(57.2)	14(54.1)	13(52.2)	13(46.3)	13(37.4)	13(29.9)	13(29.4)	13(27.9)	13(34.2)	13(41.1)	14(50.3)		55.00
		Sectional time (s)	14.78	15.12	14.85	14.64	14.36	14.98	15.40	16.12	16.31	16.28	16.08		
		Cumulative time (s)	168.92	154.14	139.02	124.17	109.53	95.17	80.19	64.79	48.67	32.36	16.08	3:29.99	
		Speed (m/s)	13.53	13.23	13.47	13.66	13.93	13.35	12.99	12.41	12.26	12.29	12.44	12.38	
		Stride length (m)	6.22	6.04	6.03	6.16	6.29	6.01	5.78	5.59	5.60	5.61	5.75	5.73	
		Stride duration (s)	0.460	0.456	0.448	0.451	0.452	0.450	0.445	0.451	0.456	0.457	0.463	0.463	
		Stride efficiency (%)	60.39	56.94	56.85	59.24	61.92	56.50	52.20	48.85	48.97	49.24	51.72	51.37	
		Stride count	32.17	33.13	33.16	32.48	31.77	33.26	34.60	35.77	35.73	35.63	34.76	453.49	



Note: Horizontal distance axis grid lines are 200m furlongs.

Disclaimer.

HRNZ and NZMTC and Thoroughbred Ratings Pty Ltd accepts no responsibility for the completeness or accuracy of any of the information contained herein, and makes no representations about its suitability for any particular purpose. Users should make their own judgements about those matters and/or seek independent advice. You assume all risks associated with use of the data provided on this page.



Race Results



April 05, 2019, Race 8, MICO PLUMBING HORNBY HANDICAP TROT, Distance 2600m, Addington - Survey 3200m

Result	TAB no.	Horse (Barrier)	2600 to	2400m to
15th	9	One Over Da Sk... (3)	2400m	2200m
		Position in running (margin)	-	8(12.3)
		Sectional time (s)	18.80	15.51
		Cumulative time (s)	216.12	197.32
		Speed (m/s)	10.64	12.89
		Stride length (m)	5.36	5.84
		Stride duration (s)	0.457	0.453
		Stride efficiency (%)	44.93	53.21
		Stride count	37.30	34.27

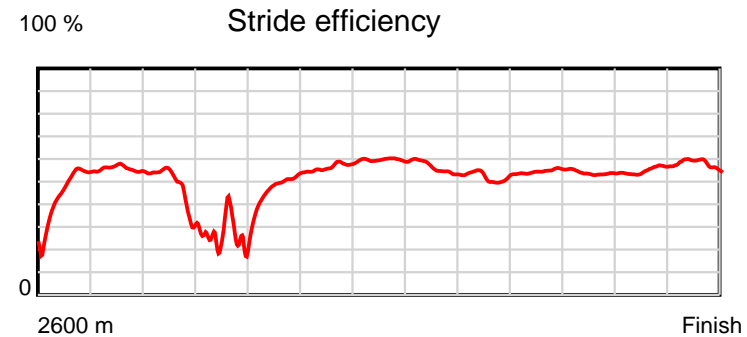
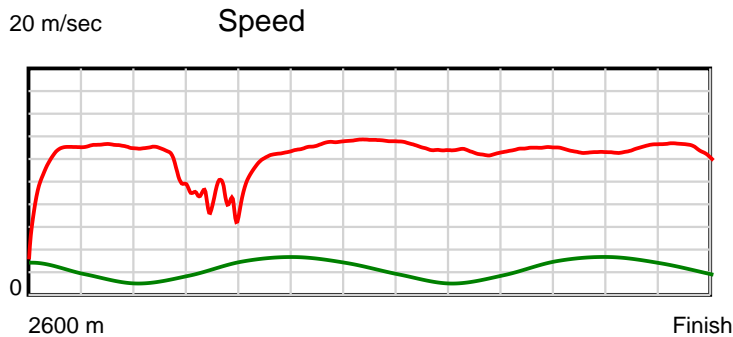
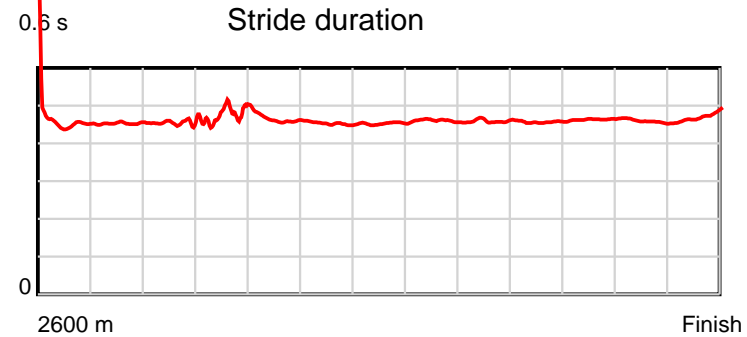
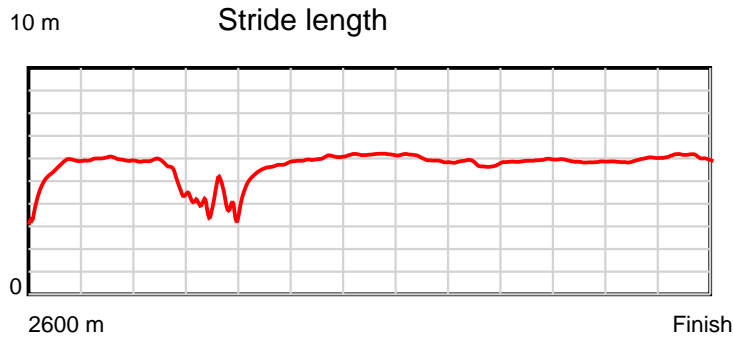
Disclaimer.

HRNZ and NZMTC and Thoroughbred Ratings Pty Ltd accepts no responsibility for the completeness or accuracy of any of the information contained herein, and makes no representations about its suitability for any particular purpose. Users should make their own judgements about those matters and/or seek independent advice. You assume all risks associated with use of the data provided on this page.

Race Results

April 05, 2019, Race 8, MICO PLUMBING HORNBY HANDICAP TROT, Distance 2600m, Addington - Survey 3200m

Result	TAB no.	Horse (Barrier)	2200m to	2000m to	1800m to	1600m to	1400m to	1200m to	1000m to	800m to	600m to	400m to	200m to	Total or	Margin
15th	9	One Over Da Sk... (3)	2000m	1800m	1600m	1400m	1200m	1000m	800m	600m	400m	200m	WP	Average	
		Position in running (margin)	8(17.6)	11(27.5)	15(76.6)	15(84.7)	15(79.6)	15(73.8)	15(76.9)	15(78.3)	15(80.6)	15(85.2)	15(90.0)		90.10
		Sectional time (s)	16.95	23.61	17.18	15.28	14.65	15.58	15.87	15.46	15.91	15.55	15.77		
		Cumulative time (s)	181.81	164.86	141.25	124.07	108.79	94.14	78.56	62.69	47.23	31.32	15.77	3:36.12	
		Speed (m/s)	11.80	8.47	11.64	13.09	13.65	12.84	12.60	12.94	12.57	12.86	12.68	12.03	
		Stride length (m)	5.37	4.00	5.41	5.92	6.18	5.91	5.79	5.90	5.83	5.90	5.99	5.58	
		Stride duration (s)	0.455	0.472	0.465	0.453	0.453	0.460	0.459	0.456	0.464	0.458	0.473	0.464	
		Stride efficiency (%)	45.12	24.94	45.71	54.82	59.71	54.60	52.35	54.44	53.07	54.31	56.10	48.68	
		Stride count	37.22	50.06	36.98	33.77	32.35	33.84	34.55	33.88	34.32	33.92	33.38	465.84	



Note: Horizontal distance axis grid lines are 200m furlongs.

Disclaimer.

HRNZ and NZMTC and Thoroughbred Ratings Pty Ltd accepts no responsibility for the completeness or accuracy of any of the information contained herein, and makes no representations about its suitability for any particular purpose. Users should make their own judgements about those matters and/or seek independent advice. You assume all risks associated with use of the data provided on this page.



Race Results



April 05, 2019, Race 8, MICO PLUMBING HORNBY HANDICAP TROT, Distance 2600m, Addington - Survey 3200m

Result	TAB no.	Horse (Barrier)	2600 to	2400m to
16th	13	Wee Man Troubl... (4)	2400m	2200m
		Position in running (margin)	-	12(35.7)
		Sectional time (s)	22.80	18.08
		Cumulative time (s)	222.91	200.11
		Speed (m/s)	8.77	11.06
		Stride length (m)	4.80	5.32
		Stride duration (s)	0.486	0.481
		Stride efficiency (%)	36.03	44.26
		Stride count	41.65	37.58

Disclaimer.

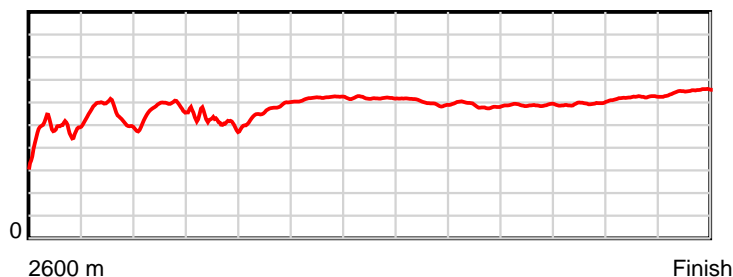
HRNZ and NZMTC and Thoroughbred Ratings Pty Ltd accepts no responsibility for the completeness or accuracy of any of the information contained herein, and makes no representations about its suitability for any particular purpose. Users should make their own judgements about those matters and/or seek independent advice. You assume all risks associated with use of the data provided on this page.

Race Results

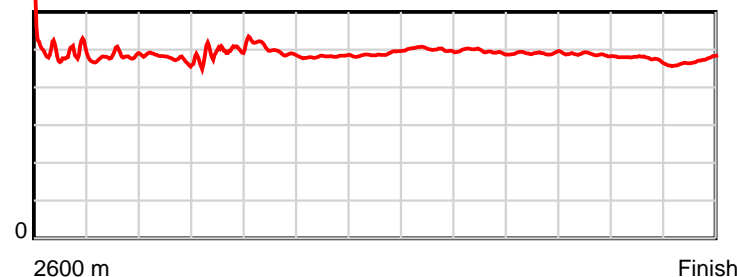
April 05, 2019, Race 8, MICO PLUMBING HORNBY HANDICAP TROT, Distance 2600m, Addington - Survey 3200m

Result	TAB no.	Horse (Barrier)	2200m to	2000m to	1800m to	1600m to	1400m to	1200m to	1000m to	800m to	600m to	400m to	200m to	Total or	Margin
16th	13	Wee Man Troubl... (4)	2000m	1800m	1600m	1400m	1200m	1000m	800m	600m	400m	200m	WP	Average	
		Position in running (margin)	14(56.4)	16(66.5)	16(90.3)	16(102.0)	16(100.0)	16(100.9)	16(111.1)	16(117.4)	16(126.4)	16(133.6)	16(137.4)		128.90
		Sectional time (s)	16.98	19.41	17.78	15.79	15.77	16.75	16.70	16.58	16.33	15.40	14.54		
		Cumulative time (s)	182.03	165.05	145.64	127.86	112.07	96.30	79.55	62.85	46.27	29.94	14.54	3:42.91	
		Speed (m/s)	11.78	10.30	11.25	12.67	12.68	11.94	11.98	12.06	12.25	12.99	13.76	11.66	
		Stride length (m)	5.56	4.96	5.63	6.10	6.21	5.97	5.93	5.92	5.96	6.17	6.48	5.73	
		Stride duration (s)	0.472	0.481	0.500	0.482	0.490	0.500	0.495	0.491	0.487	0.475	0.471	0.491	
		Stride efficiency (%)	48.26	38.43	49.47	58.13	60.24	55.77	54.97	54.73	55.49	59.46	65.56	51.26	
		Stride count	35.99	40.33	35.55	32.79	32.21	33.48	33.72	33.80	33.56	32.42	30.88	453.96	

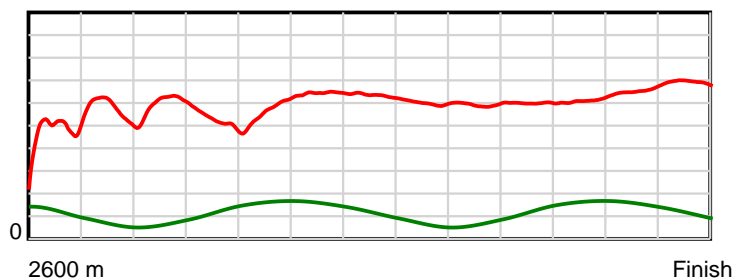
10 m Stride length



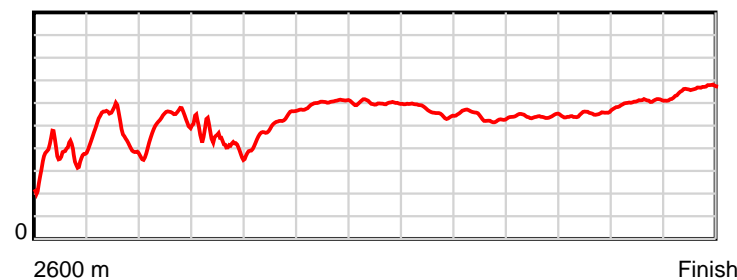
0.6 s Stride duration



20 m/sec Speed



100 % Stride efficiency



Note: Horizontal distance axis grid lines are 200m furlongs.

Disclaimer.

HRNZ and NZMTC and Thoroughbred Ratings Pty Ltd accepts no responsibility for the completeness or accuracy of any of the information contained herein, and makes no representations about its suitability for any particular purpose. Users should make their own judgements about those matters and/or seek independent advice. You assume all risks associated with use of the data provided on this page.