



Race Results

NZ Metropolitan Trotting Club Inc, HRNZ, April 05, 2019

Compilation date: April 10, 2019, 2:55:33 PM (NZST)

Copyright © 2019 HRNZ and NZMTC. All rights reserved.

Trademarks.

StrideMASTER is a registered trademark of Thoroughbred Ratings Pty Ltd.

Disclaimer.

HRNZ and NZMTC and Thoroughbred Ratings Pty Ltd accepts no responsibility for the completeness or accuracy of any of the information contained herein, and makes no representations about its suitability for any particular purpose. Users should make their own judgements about those matters and/or seek independent advice. You assume all risks associated with use of the data provided on this page.



Race Results



April 05, 2019, Race 9, DIAMOND CREEK FARM NEW ZEALAND PACING DERBY (MOBILE PACE), Distance 2600m, Addington - Survey 3200m

Result	TAB no.	Horse (Barrier)	2600 to	2400m to
1st	6	Ultimate Snipe... (4)	2400m	2200m
		Position in running (margin)	-	3(3.4)
		Sectional time (s)	13.13	14.54
		Cumulative time (s)	193.10	179.97
		Speed (m/s)	15.23	13.76
		Stride length (m)	6.70	6.51
		Stride duration (s)	0.438	0.473
		Stride efficiency (%)	70.13	66.19
		Stride count	29.86	30.73

Disclaimer.

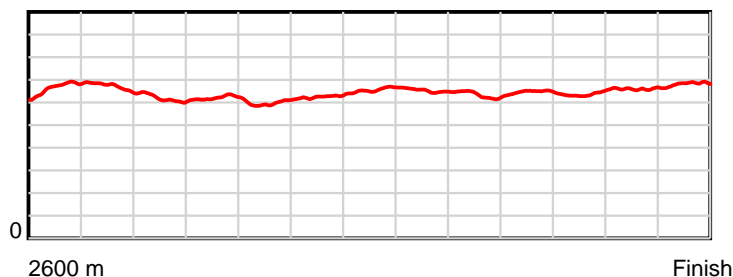
HRNZ and NZMTC and Thoroughbred Ratings Pty Ltd accepts no responsibility for the completeness or accuracy of any of the information contained herein, and makes no representations about its suitability for any particular purpose. Users should make their own judgements about those matters and/or seek independent advice. You assume all risks associated with use of the data provided on this page.

Race Results

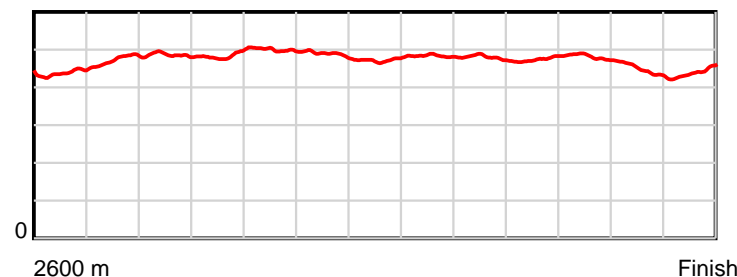
April 05, 2019, Race 9, DIAMOND CREEK FARM NEW ZEALAND PACING DERBY (MOBILE PACE), Distance 2600m, Addington - Survey 3200m

Result	TAB no.	Horse (Barrier)	2200m to	2000m to	1800m to	1600m to	1400m to	1200m to	1000m to	800m to	600m to	400m to	200m to	Total or	Margin
1st	6	Ultimate Snipe... (4)	2000m	1800m	1600m	1400m	1200m	1000m	800m	600m	400m	200m	WP	Average	
		Position in running (margin)	4(5.0)	3(3.8)	1(0.0)	1(0.0)	1(0.0)	1(0.0)	1(0.0)	1(0.0)	1(0.0)	1(0.0)	1(0.0)		0.00
		Sectional time (s)	16.06	15.75	16.66	15.86	14.43	15.10	15.18	14.80	15.17	13.53	12.89		
		Cumulative time (s)	165.43	149.37	133.62	116.96	101.10	86.67	71.57	56.39	41.59	26.42	12.89	3:13.10	
		Speed (m/s)	12.45	12.70	12.00	12.61	13.86	13.25	13.18	13.51	13.18	14.78	15.52	13.46	
		Stride length (m)	6.06	6.15	6.00	6.16	6.55	6.40	6.32	6.41	6.34	6.59	6.85	6.38	
		Stride duration (s)	0.486	0.485	0.500	0.489	0.473	0.483	0.479	0.475	0.481	0.446	0.441	0.474	
		Stride efficiency (%)	57.31	59.18	56.20	59.35	67.08	64.02	62.33	64.23	62.76	67.86	73.37	63.56	
		Stride count	33.03	32.50	33.35	32.45	30.53	31.25	31.67	31.20	31.56	30.35	29.19	407.67	

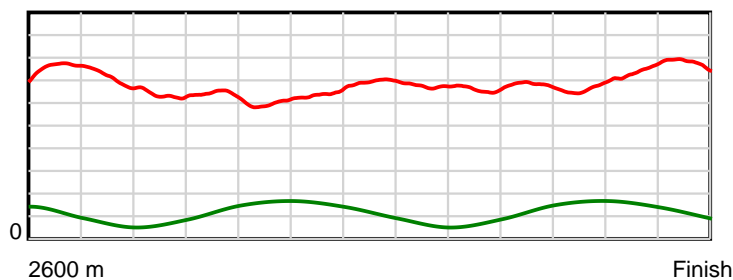
10 m Stride length



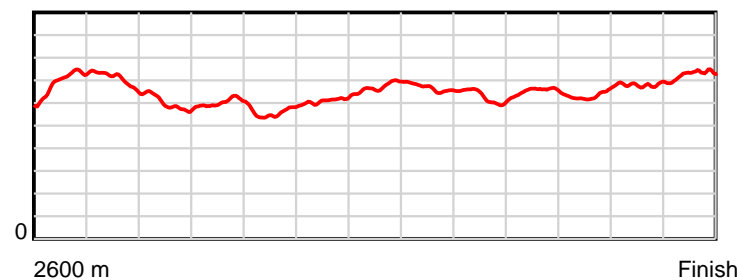
0.6 s Stride duration



20 m/sec Speed



100 % Stride efficiency



Note: Horizontal distance axis grid lines are 200m furlongs.

Disclaimer.

HRNZ and NZMTC and Thoroughbred Ratings Pty Ltd accepts no responsibility for the completeness or accuracy of any of the information contained herein, and makes no representations about its suitability for any particular purpose. Users should make their own judgements about those matters and/or seek independent advice. You assume all risks associated with use of the data provided on this page.



Race Results



April 05, 2019, Race 9, DIAMOND CREEK FARM NEW ZEALAND PACING DERBY (MOBILE PACE), Distance 2600m, Addington - Survey 3200m

Result	TAB no.	Horse (Barrier)	2600 to	2400m to
2nd	1	Supreme Domina... (1)	2400m	2200m
		Position in running (margin)	-	2(0.8)
		Sectional time (s)	12.71	14.23
		Cumulative time (s)	193.36	180.65
		Speed (m/s)	15.74	14.05
		Stride length (m)	6.46	6.37
		Stride duration (s)	0.407	0.453
		Stride efficiency (%)	65.14	63.32
		Stride count	30.98	31.42

Disclaimer.

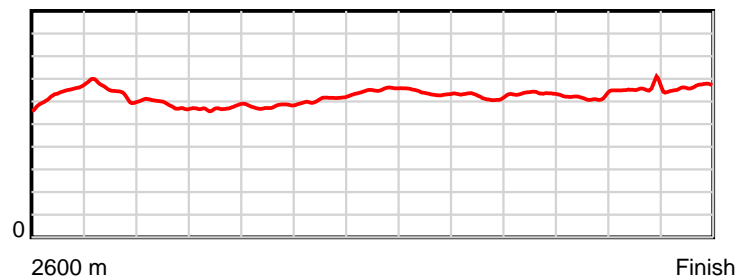
HRNZ and NZMTC and Thoroughbred Ratings Pty Ltd accepts no responsibility for the completeness or accuracy of any of the information contained herein, and makes no representations about its suitability for any particular purpose. Users should make their own judgements about those matters and/or seek independent advice. You assume all risks associated with use of the data provided on this page.

Race Results

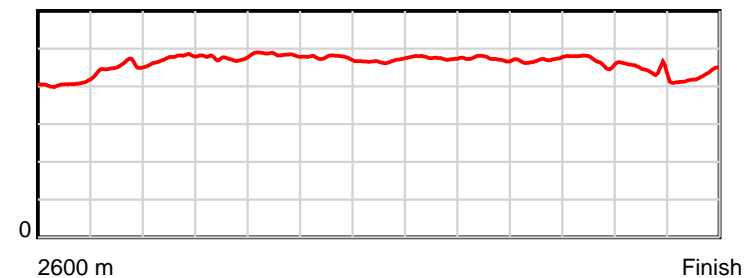
April 05, 2019, Race 9, DIAMOND CREEK FARM NEW ZEALAND PACING DERBY (MOBILE PACE), Distance 2600m, Addington - Survey 3200m

Result	TAB no.	Horse (Barrier)	2200m to	2000m to	1800m to	1600m to	1400m to	1200m to	1000m to	800m to	600m to	400m to	200m to	Total or	Margin
2nd	1	Supreme Domina... (1)	2000m	1800m	1600m	1400m	1200m	1000m	800m	600m	400m	200m	WP	Average	
		Position in running (margin)	2(0.5)	1(0.0)	2(1.8)	2(2.4)	3(2.1)	3(1.8)	3(1.5)	3(1.5)	3(1.8)	3(1.2)	3(2.1)		1.50
		Sectional time (s)	16.17	16.68	16.77	15.81	14.38	15.05	15.18	14.84	15.08	13.68	12.78		
		Cumulative time (s)	166.42	150.25	133.57	116.80	100.99	86.61	71.56	56.38	41.54	26.46	12.78	3:13.36	
		Speed (m/s)	12.37	11.99	11.93	12.65	13.91	13.29	13.18	13.48	13.26	14.62	15.65	13.45	
		Stride length (m)	5.87	5.69	5.78	6.03	6.50	6.32	6.23	6.33	6.22	6.50	6.69	6.22	
		Stride duration (s)	0.475	0.475	0.485	0.477	0.468	0.476	0.473	0.470	0.469	0.445	0.427	0.462	
		Stride efficiency (%)	53.92	50.66	52.25	56.78	66.11	62.45	60.75	62.63	60.39	66.12	69.87	60.39	
		Stride count	34.05	35.12	34.59	33.18	30.75	31.64	32.08	31.59	32.17	30.75	29.91	418.23	

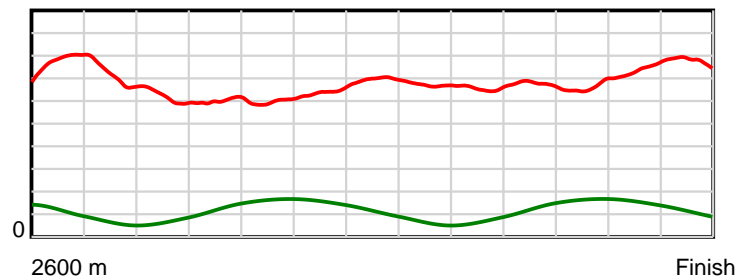
10 m Stride length



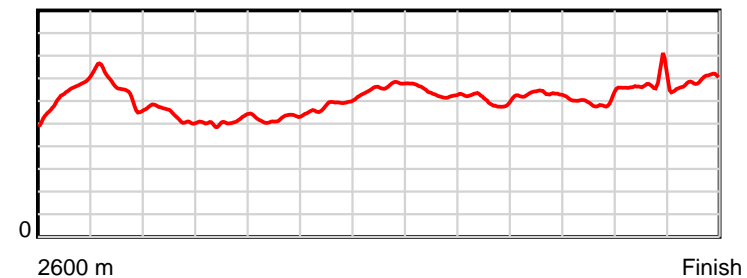
0.6 s Stride duration



20 m/sec Speed



100 % Stride efficiency



Note: Horizontal distance axis grid lines are 200m furlongs.

Disclaimer.

HRNZ and NZMTC and Thoroughbred Ratings Pty Ltd accepts no responsibility for the completeness or accuracy of any of the information contained herein, and makes no representations about its suitability for any particular purpose. Users should make their own judgements about those matters and/or seek independent advice. You assume all risks associated with use of the data provided on this page.



Race Results



April 05, 2019, Race 9, DIAMOND CREEK FARM NEW ZEALAND PACING DERBY (MOBILE PACE), Distance 2600m, Addington - Survey 3200m

Result	TAB no.	Horse (Barrier)	2600 to	2400m to
3rd	13	Jesse Duke (11)	2400m	2200m
		Position in running (margin)	-	9(11.7)
		Sectional time (s)	14.39	14.86
		Cumulative time (s)	193.72	179.33
		Speed (m/s)	13.90	13.46
		Stride length (m)	6.49	6.18
		Stride duration (s)	0.456	0.459
		Stride efficiency (%)	65.85	59.65
		Stride count	30.81	32.37

Disclaimer.

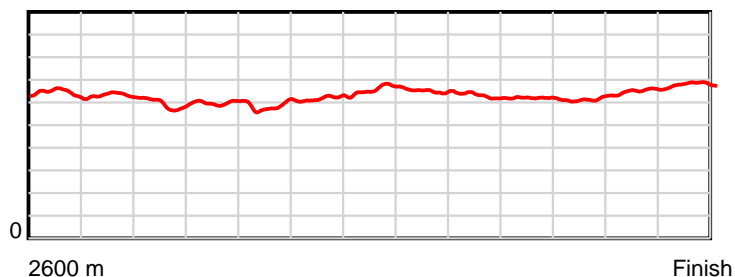
HRNZ and NZMTC and Thoroughbred Ratings Pty Ltd accepts no responsibility for the completeness or accuracy of any of the information contained herein, and makes no representations about its suitability for any particular purpose. Users should make their own judgements about those matters and/or seek independent advice. You assume all risks associated with use of the data provided on this page.

Race Results

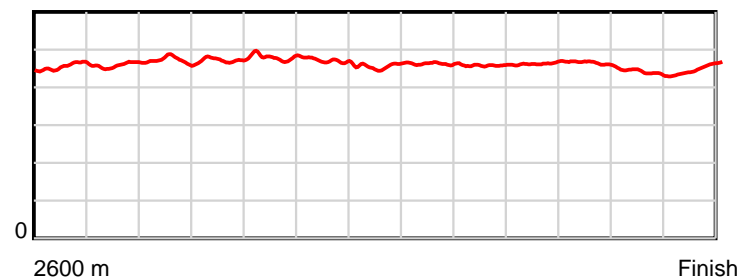
April 05, 2019, Race 9, DIAMOND CREEK FARM NEW ZEALAND PACING DERBY (MOBILE PACE), Distance 2600m, Addington - Survey 3200m

Result	TAB no.	Horse (Barrier)	2200m to	2000m to	1800m to	1600m to	1400m to	1200m to	1000m to	800m to	600m to	400m to	200m to	Total or	Margin
3rd	13	Jesse Duke (11)	2000m	1800m	1600m	1400m	1200m	1000m	800m	600m	400m	200m	WP	Average	
		Position in running (margin)	9(15.2)	9(13.5)	9(9.9)	9(9.4)	8(7.2)	7(4.0)	5(2.1)	2(0.4)	2(1.4)	2(1.1)	2(1.6)		3.60
		Sectional time (s)	15.98	15.79	16.58	15.50	13.89	14.78	14.89	14.98	15.12	13.61	13.35		
		Cumulative time (s)	164.47	148.49	132.70	116.12	100.62	86.73	71.95	57.06	42.08	26.96	13.35	3:13.72	
		Speed (m/s)	12.52	12.67	12.06	12.90	14.40	13.53	13.43	13.35	13.23	14.70	14.98	13.42	
		Stride length (m)	5.90	5.98	5.80	6.07	6.58	6.25	6.15	6.19	6.13	6.45	6.78	6.22	
		Stride duration (s)	0.472	0.472	0.481	0.470	0.457	0.462	0.458	0.464	0.463	0.439	0.452	0.463	
		Stride efficiency (%)	54.45	55.94	52.55	57.53	67.61	61.08	59.11	59.93	58.66	64.95	71.75	60.36	
		Stride count	33.88	33.43	34.49	32.96	30.41	31.99	32.52	32.30	32.64	31.02	29.51	418.33	

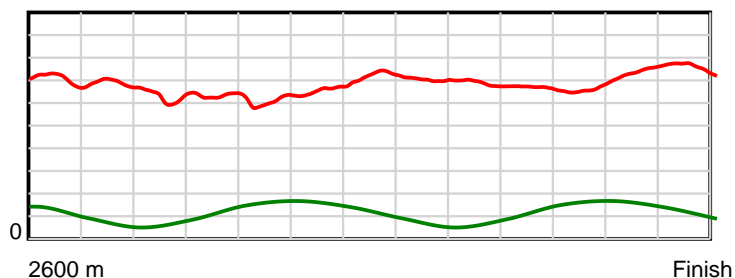
10 m Stride length



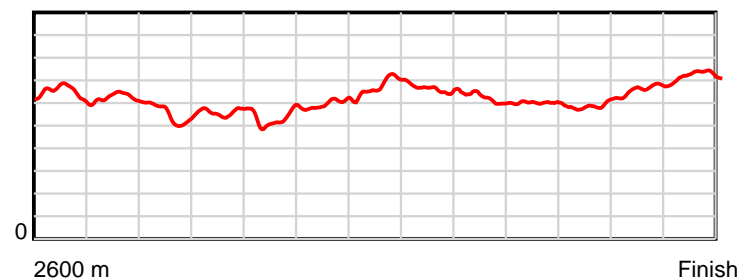
0.6 s Stride duration



20 m/sec Speed



100 % Stride efficiency



Note: Horizontal distance axis grid lines are 200m furlongs.

Disclaimer.

HRNZ and NZMTC and Thoroughbred Ratings Pty Ltd accepts no responsibility for the completeness or accuracy of any of the information contained herein, and makes no representations about its suitability for any particular purpose. Users should make their own judgements about those matters and/or seek independent advice. You assume all risks associated with use of the data provided on this page.



Race Results



April 05, 2019, Race 9, DIAMOND CREEK FARM NEW ZEALAND PACING DERBY (MOBILE PACE), Distance 2600m, Addington - Survey 3200m

Result	TAB no.	Horse (Barrier)	2600 to	2400m to
4th	5	Global Dominat... (3)	2400m	2200m
		Position in running (margin)	-	4(3.4)
		Sectional time (s)	13.05	14.25
		Cumulative time (s)	194.08	181.03
		Speed (m/s)	15.33	14.04
		Stride length (m)	6.65	6.63
		Stride duration (s)	0.433	0.472
		Stride efficiency (%)	69.02	68.60
		Stride count	30.09	30.19

Disclaimer.

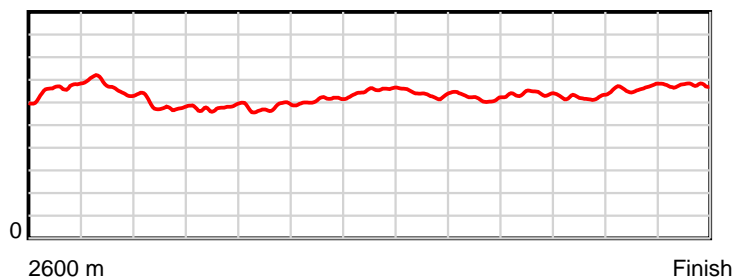
HRNZ and NZMTC and Thoroughbred Ratings Pty Ltd accepts no responsibility for the completeness or accuracy of any of the information contained herein, and makes no representations about its suitability for any particular purpose. Users should make their own judgements about those matters and/or seek independent advice. You assume all risks associated with use of the data provided on this page.

Race Results

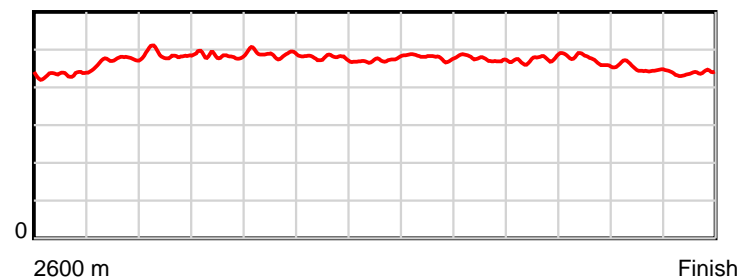
April 05, 2019, Race 9, DIAMOND CREEK FARM NEW ZEALAND PACING DERBY (MOBILE PACE), Distance 2600m, Addington - Survey 3200m

Result	TAB no.	Horse (Barrier)	2200m to	2000m to	1800m to	1600m to	1400m to	1200m to	1000m to	800m to	600m to	400m to	200m to	Total or	Margin
4th	5	Global Dominat... (3)	2000m	1800m	1600m	1400m	1200m	1000m	800m	600m	400m	200m	WP	Average	
		Position in running (margin)	3(3.3)	4(4.2)	5(5.6)	6(6.3)	6(5.3)	9(5.1)	8(5.5)	7(5.4)	7(5.4)	8(5.0)	7(5.4)		5.60
		Sectional time (s)	16.41	16.62	16.78	15.70	14.39	15.15	15.16	14.80	15.11	13.61	13.05		
		Cumulative time (s)	166.78	150.37	133.75	116.97	101.27	86.88	71.73	56.57	41.77	26.66	13.05	3:14.08	
		Speed (m/s)	12.19	12.03	11.92	12.74	13.90	13.20	13.19	13.51	13.24	14.70	15.33	13.40	
		Stride length (m)	5.95	5.82	5.83	6.10	6.57	6.33	6.27	6.42	6.26	6.63	6.73	6.31	
		Stride duration (s)	0.488	0.484	0.489	0.479	0.473	0.480	0.476	0.475	0.473	0.451	0.439	0.471	
		Stride efficiency (%)	55.25	53.00	53.12	58.13	67.41	62.62	61.49	64.45	61.30	68.70	70.77	62.17	
		Stride count	33.63	34.34	34.30	32.79	30.45	31.59	31.88	31.14	31.93	30.16	29.72	412.21	

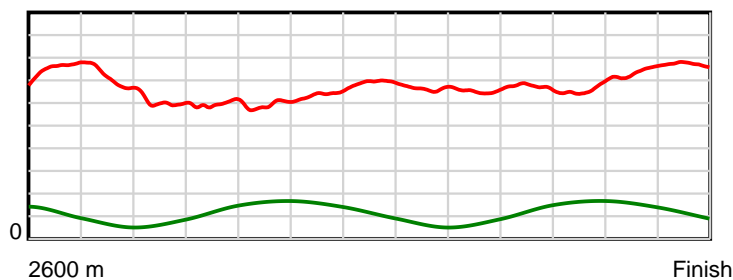
10 m Stride length



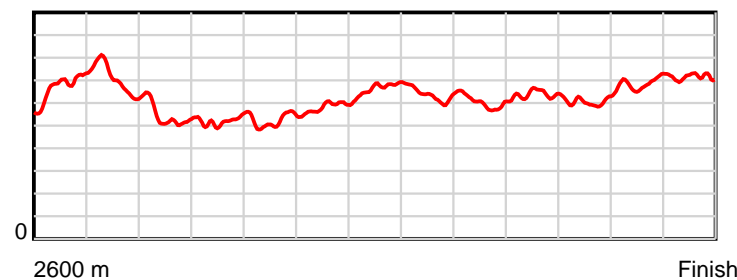
0.6 s Stride duration



20 m/sec Speed



100 % Stride efficiency



Note: Horizontal distance axis grid lines are 200m furlongs.

Disclaimer.

HRNZ and NZMTC and Thoroughbred Ratings Pty Ltd accepts no responsibility for the completeness or accuracy of any of the information contained herein, and makes no representations about its suitability for any particular purpose. Users should make their own judgements about those matters and/or seek independent advice. You assume all risks associated with use of the data provided on this page.



Race Results



April 05, 2019, Race 9, DIAMOND CREEK FARM NEW ZEALAND PACING DERBY (MOBILE PACE), Distance 2600m, Addington - Survey 3200m

Result	TAB no.	Horse (Barrier)	2600 to	2400m to
5th	4	Double Rocket (2)	2400m	2200m
		Position in running (margin)	-	1(0.0)
		Sectional time (s)	12.62	14.28
		Cumulative time (s)	194.21	181.59
		Speed (m/s)	15.85	14.01
		Stride length (m)	6.40	6.34
		Stride duration (s)	0.402	0.452
		Stride efficiency (%)	63.96	62.73
		Stride count	31.26	31.57

Disclaimer.

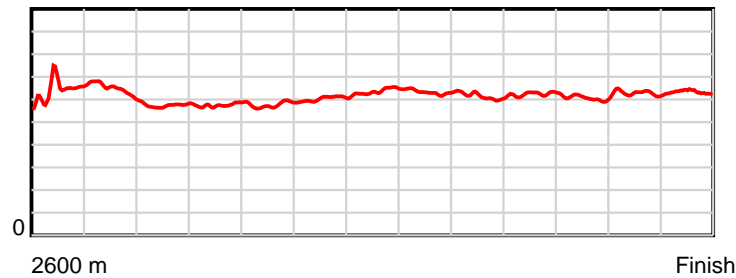
HRNZ and NZMTC and Thoroughbred Ratings Pty Ltd accepts no responsibility for the completeness or accuracy of any of the information contained herein, and makes no representations about its suitability for any particular purpose. Users should make their own judgements about those matters and/or seek independent advice. You assume all risks associated with use of the data provided on this page.

Race Results

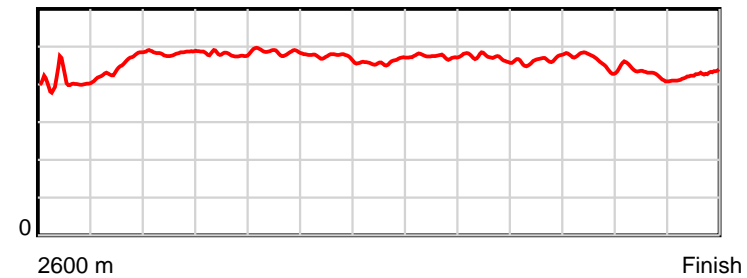
April 05, 2019, Race 9, DIAMOND CREEK FARM NEW ZEALAND PACING DERBY (MOBILE PACE), Distance 2600m, Addington - Survey 3200m

Result	TAB no.	Horse (Barrier)	2200m to	2000m to	1800m to	1600m to	1400m to	1200m to	1000m to	800m to	600m to	400m to	200m to	Total or	Margin
5th	4	Double Rocket (2)	2000m	1800m	1600m	1400m	1200m	1000m	800m	600m	400m	200m	WP	Average	
		Position in running (margin)	1(0.0)	2(2.3)	4(3.9)	4(4.1)	5(3.4)	6(3.6)	6(3.3)	5(3.5)	5(3.8)	5(3.0)	5(3.6)		6.30
		Sectional time (s)	16.64	16.65	16.71	15.74	14.46	15.04	15.21	14.85	15.04	13.64	13.33		
		Cumulative time (s)	167.31	150.67	134.02	117.31	101.57	87.11	72.07	56.86	42.01	26.97	13.33	3:14.21	
		Speed (m/s)	12.02	12.01	11.97	12.71	13.83	13.30	13.15	13.47	13.30	14.66	15.00	13.39	
		Stride length (m)	5.81	5.77	5.83	6.03	6.36	6.30	6.20	6.27	6.15	6.34	6.37	6.16	
		Stride duration (s)	0.483	0.480	0.487	0.474	0.460	0.474	0.471	0.466	0.463	0.432	0.425	0.460	
		Stride efficiency (%)	52.74	51.99	53.02	56.73	63.25	62.11	60.05	61.41	59.10	62.75	63.45	59.25	
		Stride count	34.43	34.67	34.33	33.19	31.44	31.72	32.26	31.90	32.52	31.56	31.39	422.24	

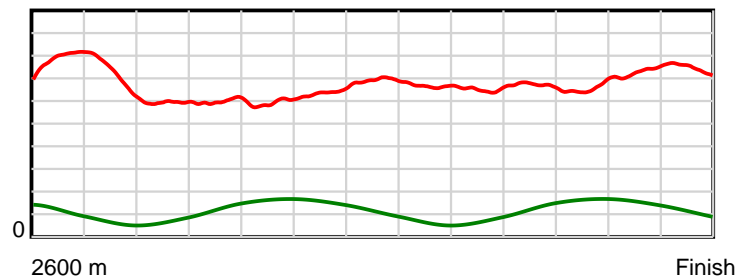
10 m Stride length



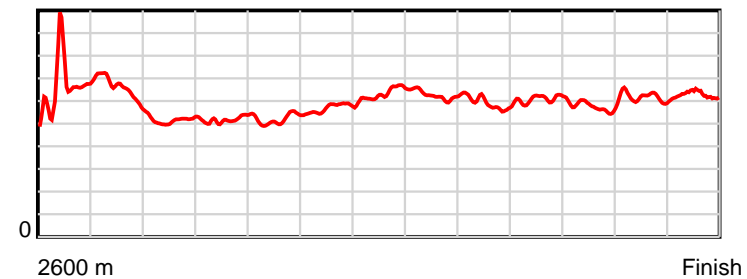
0.6 s Stride duration



20 m/sec Speed



100 % Stride efficiency



Note: Horizontal distance axis grid lines are 200m furlongs.

Disclaimer.

HRNZ and NZMTC and Thoroughbred Ratings Pty Ltd accepts no responsibility for the completeness or accuracy of any of the information contained herein, and makes no representations about its suitability for any particular purpose. Users should make their own judgements about those matters and/or seek independent advice. You assume all risks associated with use of the data provided on this page.



Race Results



April 05, 2019, Race 9, DIAMOND CREEK FARM NEW ZEALAND PACING DERBY (MOBILE PACE), Distance 2600m, Addington - Survey 3200m

Result	TAB no.	Horse (Barrier)	2600 to	2400m to
6th	12	Heisenberg (10)	2400m	2200m
		Position in running (margin)	-	8(9.7)
		Sectional time (s)	14.16	14.75
		Cumulative time (s)	194.22	180.06
		Speed (m/s)	14.13	13.56
		Stride length (m)	6.07	5.86
		Stride duration (s)	0.419	0.432
		Stride efficiency (%)	57.61	53.72
		Stride count	32.94	34.11

Disclaimer.

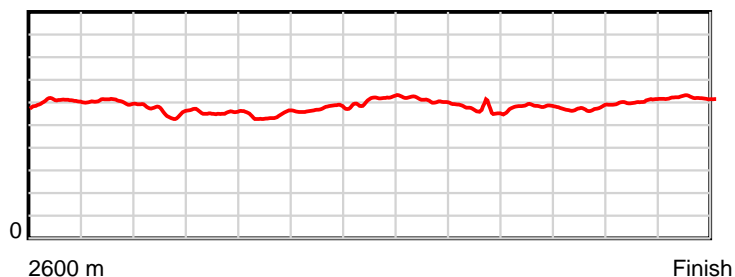
HRNZ and NZMTC and Thoroughbred Ratings Pty Ltd accepts no responsibility for the completeness or accuracy of any of the information contained herein, and makes no representations about its suitability for any particular purpose. Users should make their own judgements about those matters and/or seek independent advice. You assume all risks associated with use of the data provided on this page.

Race Results

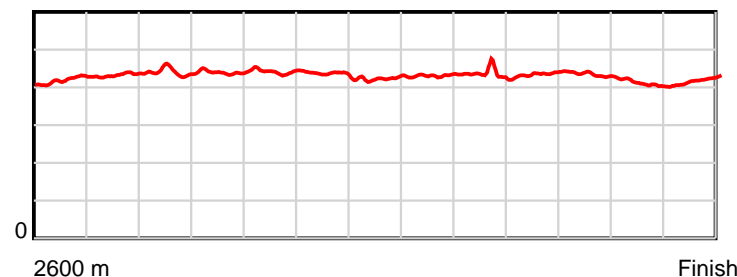
April 05, 2019, Race 9, DIAMOND CREEK FARM NEW ZEALAND PACING DERBY (MOBILE PACE), Distance 2600m, Addington - Survey 3200m

Result	TAB no.	Horse (Barrier)	2200m to	2000m to	1800m to	1600m to	1400m to	1200m to	1000m to	800m to	600m to	400m to	200m to	Total or	Margin
6th	12	Heisenberg (10)	2000m	1800m	1600m	1400m	1200m	1000m	800m	600m	400m	200m	WP	Average	
		Position in running (margin)	8(12.6)	8(10.7)	7(7.8)	7(7.2)	7(5.5)	5(2.3)	2(0.4)	4(1.7)	4(2.9)	4(2.7)	4(3.5)		6.40
		Sectional time (s)	15.95	15.90	16.56	15.59	13.88	14.79	15.39	15.00	15.14	13.66	13.45		
		Cumulative time (s)	165.31	149.36	133.46	116.90	101.31	87.43	72.64	57.25	42.25	27.11	13.45	3:14.22	
		Speed (m/s)	12.54	12.58	12.08	12.83	14.41	13.52	13.00	13.33	13.21	14.64	14.87	13.39	
		Stride length (m)	5.52	5.53	5.34	5.59	6.11	5.83	5.63	5.81	5.72	5.99	6.23	5.78	
		Stride duration (s)	0.440	0.440	0.442	0.436	0.424	0.431	0.433	0.436	0.433	0.409	0.419	0.432	
		Stride efficiency (%)	47.66	47.82	44.58	48.88	58.26	53.05	49.46	52.80	51.17	56.00	60.75	52.14	
		Stride count	36.21	36.15	37.44	35.76	32.76	34.33	35.55	34.41	34.95	33.41	32.08	450.10	

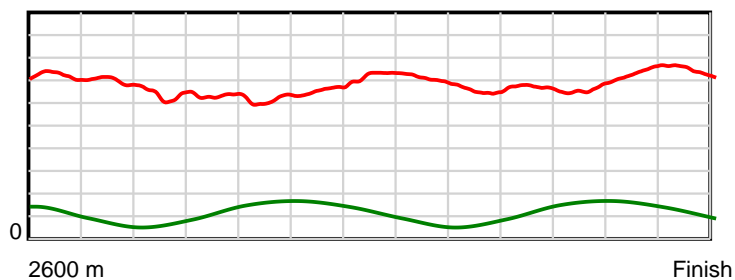
10 m Stride length



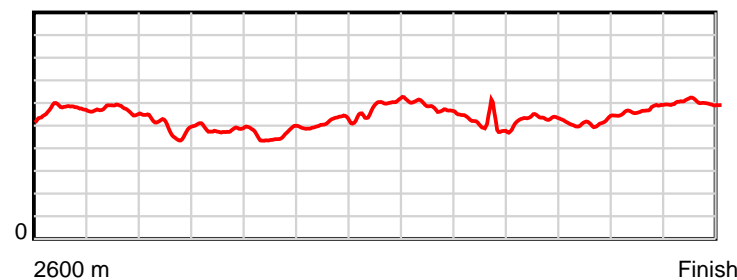
0.6 s Stride duration



20 m/sec Speed



100 % Stride efficiency



Note: Horizontal distance axis grid lines are 200m furlongs.

Disclaimer.

HRNZ and NZMTC and Thoroughbred Ratings Pty Ltd accepts no responsibility for the completeness or accuracy of any of the information contained herein, and makes no representations about its suitability for any particular purpose. Users should make their own judgements about those matters and/or seek independent advice. You assume all risks associated with use of the data provided on this page.



Race Results



April 05, 2019, Race 9, DIAMOND CREEK FARM NEW ZEALAND PACING DERBY (MOBILE PACE), Distance 2600m, Addington - Survey 3200m

Result	TAB no.	Horse (Barrier)	2600 to	2400m to
7th	9	Memphis Tennes... (7)	2400m	2200m
		Position in running (margin)	-	12(14.1)
		Sectional time (s)	14.70	15.43
		Cumulative time (s)	194.55	179.85
		Speed (m/s)	13.61	12.96
		Stride length (m)	5.99	5.67
		Stride duration (s)	0.443	0.437
		Stride efficiency (%)	56.01	50.16
		Stride count	33.41	35.30

Disclaimer.

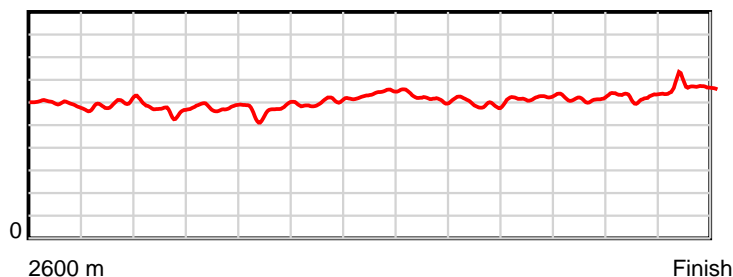
HRNZ and NZMTC and Thoroughbred Ratings Pty Ltd accepts no responsibility for the completeness or accuracy of any of the information contained herein, and makes no representations about its suitability for any particular purpose. Users should make their own judgements about those matters and/or seek independent advice. You assume all risks associated with use of the data provided on this page.

Race Results

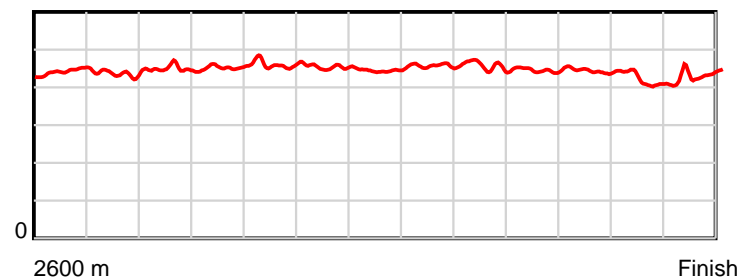
April 05, 2019, Race 9, DIAMOND CREEK FARM NEW ZEALAND PACING DERBY (MOBILE PACE), Distance 2600m, Addington - Survey 3200m

Result	TAB no.	Horse (Barrier)	2200m to	2000m to	1800m to	1600m to	1400m to	1200m to	1000m to	800m to	600m to	400m to	200m to	Total or	Margin
7th	9	Memphis Tennes... (7)	2000m	1800m	1600m	1400m	1200m	1000m	800m	600m	400m	200m	WP	Average	
		Position in running (margin)	12(21.0)	13(20.1)	13(15.8)	13(15.1)	13(13.1)	13(9.9)	13(11.2)	13(13.3)	13(11.3)	13(8.9)	11(8.7)		8.30
		Sectional time (s)	16.12	15.67	16.53	15.54	13.89	15.31	15.53	14.46	14.78	13.50	13.09		
		Cumulative time (s)	164.42	148.30	132.63	116.10	100.56	86.67	71.36	55.83	41.37	26.59	13.09	3:14.55	
		Speed (m/s)	12.41	12.76	12.10	12.87	14.40	13.06	12.88	13.83	13.53	14.81	15.28	13.36	
		Stride length (m)	5.58	5.77	5.59	5.84	6.41	5.98	5.87	6.18	6.00	6.18	6.62	5.96	
		Stride duration (s)	0.450	0.452	0.462	0.454	0.445	0.458	0.456	0.447	0.443	0.417	0.433	0.446	
		Stride efficiency (%)	48.70	52.02	48.75	53.26	64.12	55.86	53.91	59.63	56.18	59.72	68.56	55.50	
		Stride count	35.83	34.66	35.81	34.26	31.22	33.45	34.05	32.38	33.36	32.35	30.19	436.27	

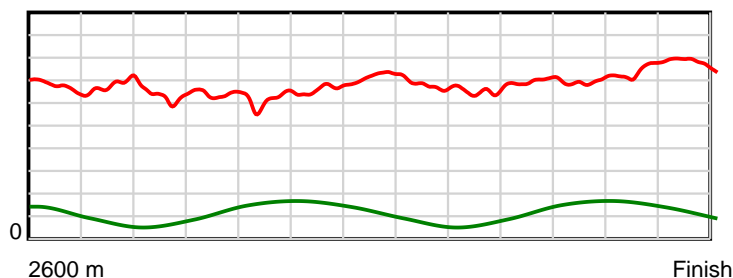
10 m Stride length



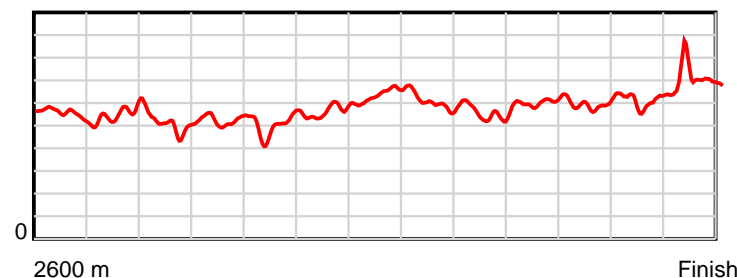
0.6 s Stride duration



20 m/sec Speed



100 % Stride efficiency



Note: Horizontal distance axis grid lines are 200m furlongs.

Disclaimer.

HRNZ and NZMTC and Thoroughbred Ratings Pty Ltd accepts no responsibility for the completeness or accuracy of any of the information contained herein, and makes no representations about its suitability for any particular purpose. Users should make their own judgements about those matters and/or seek independent advice. You assume all risks associated with use of the data provided on this page.



Race Results



April 05, 2019, Race 9, DIAMOND CREEK FARM NEW ZEALAND PACING DERBY (MOBILE PACE), Distance 2600m, Addington - Survey 3200m

Result	TAB no.	Horse (Barrier)	2600 to	2400m to
8th	7	Robyns Playboy (5)	2400m	2200m
		Position in running (margin)	-	5(5.3)
		Sectional time (s)	13.34	14.58
		Cumulative time (s)	194.68	181.34
		Speed (m/s)	14.99	13.72
		Stride length (m)	6.28	6.13
		Stride duration (s)	0.418	0.447
		Stride efficiency (%)	61.71	58.65
		Stride count	31.83	32.65

Disclaimer.

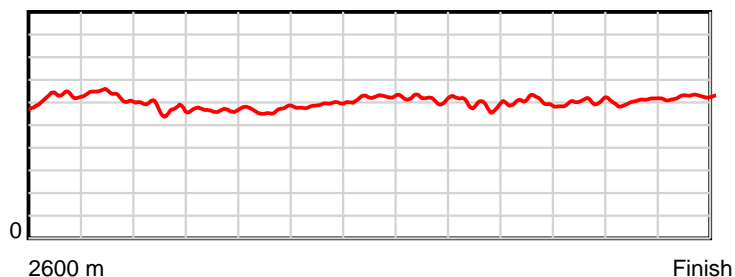
HRNZ and NZMTC and Thoroughbred Ratings Pty Ltd accepts no responsibility for the completeness or accuracy of any of the information contained herein, and makes no representations about its suitability for any particular purpose. Users should make their own judgements about those matters and/or seek independent advice. You assume all risks associated with use of the data provided on this page.

Race Results

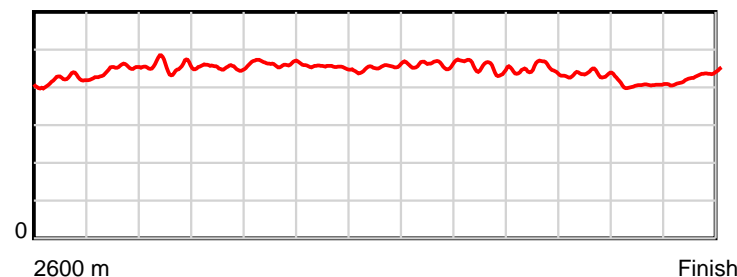
April 05, 2019, Race 9, DIAMOND CREEK FARM NEW ZEALAND PACING DERBY (MOBILE PACE), Distance 2600m, Addington - Survey 3200m

Result	TAB no.	Horse (Barrier)	2200m to	2000m to	1800m to	1600m to	1400m to	1200m to	1000m to	800m to	600m to	400m to	200m to	Total or	Margin
8th	7	Robyns Playboy (5)	2000m	1800m	1600m	1400m	1200m	1000m	800m	600m	400m	200m	WP	Average	
		Position in running (margin)	5(7.1)	5(6.0)	3(3.7)	3(3.2)	2(1.3)	4(2.2)	7(3.8)	8(5.9)	8(6.3)	6(3.1)	6(4.0)		9.00
		Sectional time (s)	16.08	16.00	16.57	15.55	14.59	15.36	15.52	14.87	14.63	13.69	13.90		
		Cumulative time (s)	166.76	150.68	134.68	118.11	102.56	87.97	72.61	57.09	42.22	27.59	13.90	3:14.68	
		Speed (m/s)	12.44	12.50	12.07	12.86	13.71	13.02	12.89	13.45	13.67	14.61	14.39	13.36	
		Stride length (m)	5.68	5.67	5.60	5.84	6.22	6.01	5.83	6.02	5.93	5.91	6.23	5.94	
		Stride duration (s)	0.457	0.453	0.464	0.454	0.454	0.461	0.452	0.448	0.434	0.405	0.433	0.445	
		Stride efficiency (%)	50.38	50.15	49.01	53.29	60.48	56.36	53.02	56.60	55.01	54.60	60.66	55.16	
		Stride count	35.22	35.30	35.71	34.25	32.15	33.30	34.33	33.23	33.71	33.83	32.10	437.61	

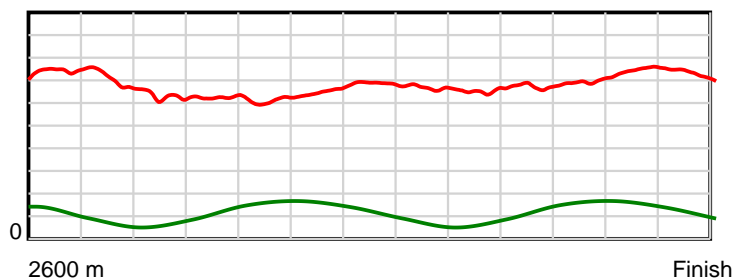
10 m Stride length



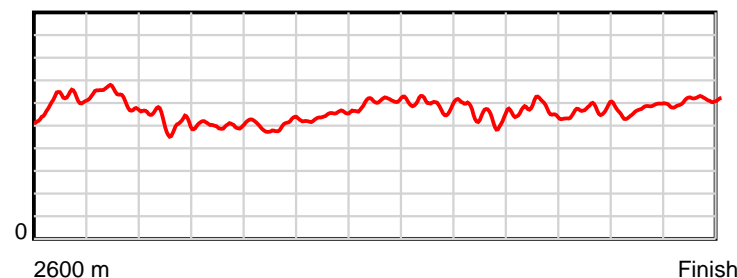
0.6 s Stride duration



20 m/sec Speed



100 % Stride efficiency



Note: Horizontal distance axis grid lines are 200m furlongs.

Disclaimer.

HRNZ and NZMTC and Thoroughbred Ratings Pty Ltd accepts no responsibility for the completeness or accuracy of any of the information contained herein, and makes no representations about its suitability for any particular purpose. Users should make their own judgements about those matters and/or seek independent advice. You assume all risks associated with use of the data provided on this page.



Race Results



April 05, 2019, Race 9, DIAMOND CREEK FARM NEW ZEALAND PACING DERBY (MOBILE PACE), Distance 2600m, Addington - Survey 3200m

Result	TAB no.	Horse (Barrier)	2600 to	2400m to
9th	8	Cast No Shadow (6)	2400m	2200m
		Position in running (margin)	-	10(12.3)
		Sectional time (s)	14.41	15.79
		Cumulative time (s)	194.94	180.53
		Speed (m/s)	13.88	12.67
		Stride length (m)	6.19	5.56
		Stride duration (s)	0.450	0.439
		Stride efficiency (%)	59.91	48.33
		Stride count	32.30	35.96

Disclaimer.

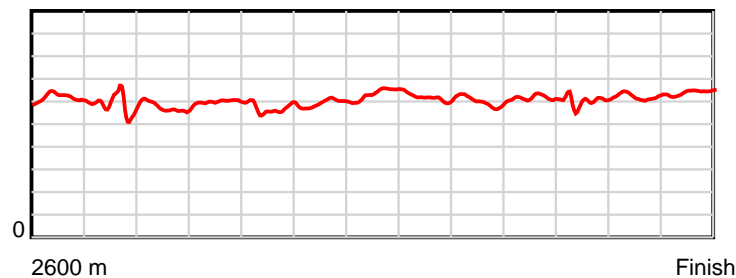
HRNZ and NZMTC and Thoroughbred Ratings Pty Ltd accepts no responsibility for the completeness or accuracy of any of the information contained herein, and makes no representations about its suitability for any particular purpose. Users should make their own judgements about those matters and/or seek independent advice. You assume all risks associated with use of the data provided on this page.

Race Results

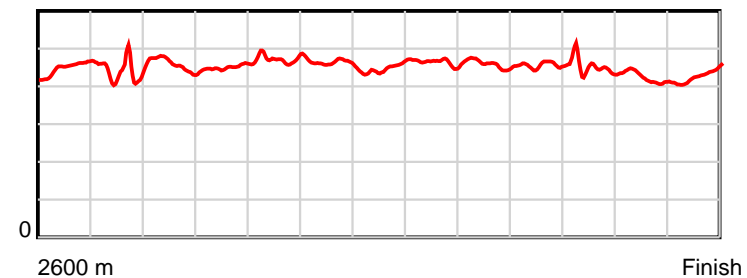
April 05, 2019, Race 9, DIAMOND CREEK FARM NEW ZEALAND PACING DERBY (MOBILE PACE), Distance 2600m, Addington - Survey 3200m

Result	TAB no.	Horse (Barrier)	2200m to	2000m to	1800m to	1600m to	1400m to	1200m to	1000m to	800m to	600m to	400m to	200m to	Total or	Margin
9th	8	Cast No Shadow (6)	2000m	1800m	1600m	1400m	1200m	1000m	800m	600m	400m	200m	WP	Average	
		Position in running (margin)	13(21.3)	12(18.9)	10(10.5)	10(10.5)	11(9.6)	11(7.4)	10(7.2)	9(7.2)	9(7.0)	10(6.8)	10(8.2)		10.60
		Sectional time (s)	15.85	14.99	16.67	15.72	14.06	15.06	15.19	14.77	15.14	13.76	13.53		
		Cumulative time (s)	164.74	148.89	133.90	117.23	101.51	87.45	72.39	57.20	42.43	27.29	13.53	3:14.94	
		Speed (m/s)	12.62	13.34	12.00	12.72	14.22	13.28	13.17	13.54	13.21	14.53	14.78	13.34	
		Stride length (m)	5.77	6.01	5.69	5.88	6.38	6.15	6.04	6.17	5.92	6.14	6.37	6.01	
		Stride duration (s)	0.457	0.450	0.474	0.462	0.449	0.463	0.459	0.455	0.448	0.422	0.431	0.451	
		Stride efficiency (%)	52.00	56.40	50.53	53.99	63.70	59.09	57.02	59.47	54.84	58.83	63.48	56.46	
		Stride count	34.67	33.29	35.17	34.03	31.33	32.52	33.11	32.42	33.76	32.59	31.38	432.53	

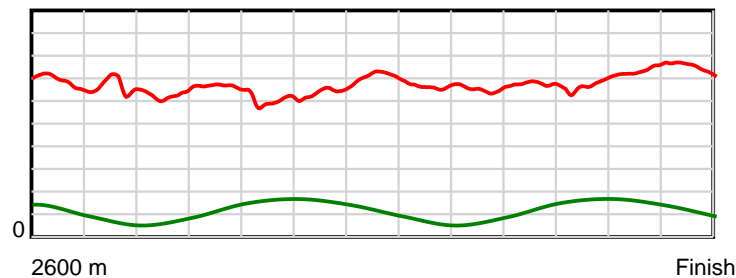
10 m Stride length



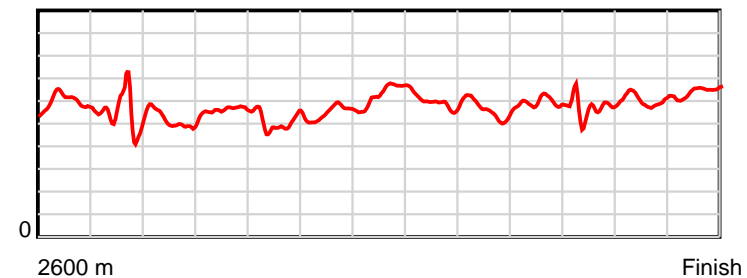
0.6 s Stride duration



20 m/sec Speed



100 % Stride efficiency



Note: Horizontal distance axis grid lines are 200m furlongs.

Disclaimer.

HRNZ and NZMTC and Thoroughbred Ratings Pty Ltd accepts no responsibility for the completeness or accuracy of any of the information contained herein, and makes no representations about its suitability for any particular purpose. Users should make their own judgements about those matters and/or seek independent advice. You assume all risks associated with use of the data provided on this page.



Race Results



April 05, 2019, Race 9, DIAMOND CREEK FARM NEW ZEALAND PACING DERBY (MOBILE PACE), Distance 2600m, Addington - Survey 3200m

Result	TAB no.	Horse (Barrier)	2600 to	2400m to
10th	11	Mongolian Cava... (9)	2400m	2200m
		Position in running (margin)	-	7(8.3)
		Sectional time (s)	13.76	14.55
		Cumulative time (s)	195.02	181.26
		Speed (m/s)	14.54	13.75
		Stride length (m)	6.32	6.09
		Stride duration (s)	0.427	0.443
		Stride efficiency (%)	62.42	57.89
		Stride count	31.64	32.86

Disclaimer.

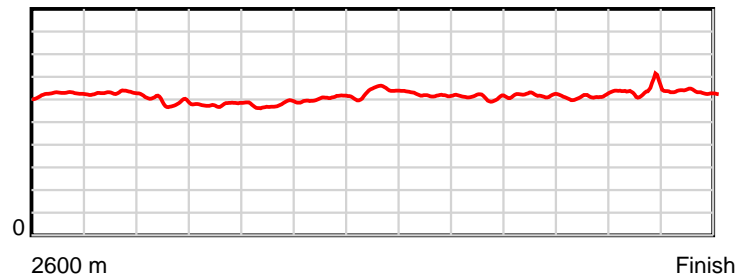
HRNZ and NZMTC and Thoroughbred Ratings Pty Ltd accepts no responsibility for the completeness or accuracy of any of the information contained herein, and makes no representations about its suitability for any particular purpose. Users should make their own judgements about those matters and/or seek independent advice. You assume all risks associated with use of the data provided on this page.

Race Results

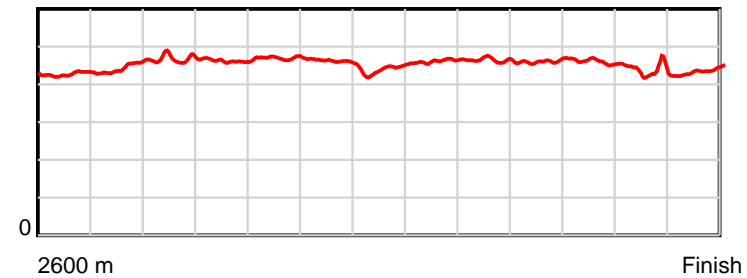
April 05, 2019, Race 9, DIAMOND CREEK FARM NEW ZEALAND PACING DERBY (MOBILE PACE), Distance 2600m, Addington - Survey 3200m

Result	TAB no.	Horse (Barrier)	2200m to	2000m to	1800m to	1600m to	1400m to	1200m to	1000m to	800m to	600m to	400m to	200m to	Total or	Margin
10th	11	Mongolian Cava... (9)	2000m	1800m	1600m	1400m	1200m	1000m	800m	600m	400m	200m	WP	Average	
		Position in running (margin)	7(9.9)	7(8.2)	6(6.1)	5(5.0)	4(3.4)	2(0.3)	4(2.1)	6(3.9)	6(4.7)	7(4.2)	8(6.1)		11.00
		Sectional time (s)	15.97	16.04	16.48	15.59	13.91	15.40	15.48	14.94	15.09	13.84	13.97		
		Cumulative time (s)	166.71	150.74	134.70	118.22	102.63	88.72	73.32	57.84	42.90	27.81	13.97	3:15.02	
		Speed (m/s)	12.52	12.47	12.14	12.83	14.38	12.99	12.92	13.39	13.25	14.45	14.32	13.33	
		Stride length (m)	5.86	5.77	5.71	5.93	6.32	6.00	5.99	6.18	6.09	6.26	6.26	6.05	
		Stride duration (s)	0.468	0.462	0.470	0.462	0.440	0.462	0.464	0.462	0.460	0.433	0.437	0.454	
		Stride efficiency (%)	53.61	51.94	50.91	54.88	62.41	56.19	56.07	59.67	57.96	61.28	61.17	57.23	
		Stride count	34.15	34.69	35.04	33.75	31.65	33.35	33.39	32.37	32.84	31.94	31.97	429.64	

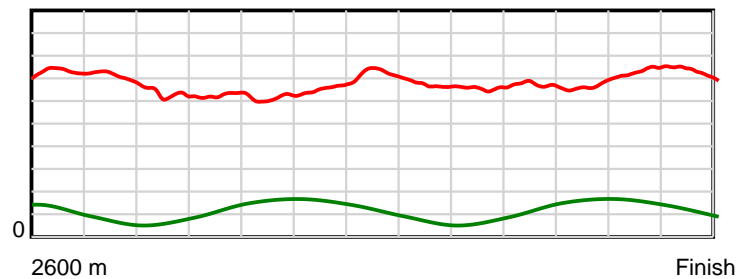
10 m Stride length



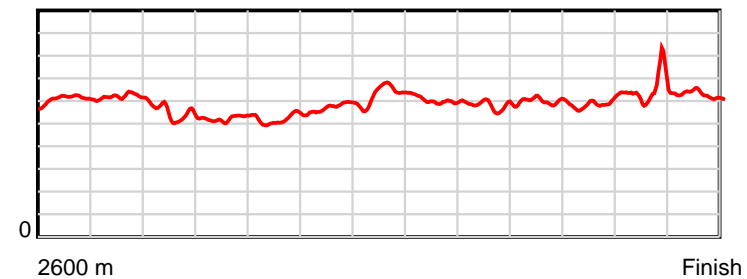
0.6 s Stride duration



20 m/sec Speed



100 % Stride efficiency



Note: Horizontal distance axis grid lines are 200m furlongs.

Disclaimer.

HRNZ and NZMTC and Thoroughbred Ratings Pty Ltd accepts no responsibility for the completeness or accuracy of any of the information contained herein, and makes no representations about its suitability for any particular purpose. Users should make their own judgements about those matters and/or seek independent advice. You assume all risks associated with use of the data provided on this page.



Race Results



April 05, 2019, Race 9, DIAMOND CREEK FARM NEW ZEALAND PACING DERBY (MOBILE PACE), Distance 2600m, Addington - Survey 3200m

Result	TAB no.	Horse (Barrier)	2600 to	2400m to
11th	14	Dadndave (12)	2400m	2200m
		Position in running (margin)	-	11(13.4)
		Sectional time (s)	14.76	15.06
		Cumulative time (s)	195.54	180.78
		Speed (m/s)	13.55	13.28
		Stride length (m)	6.65	6.21
		Stride duration (s)	0.470	0.467
		Stride efficiency (%)	69.02	60.20
		Stride count	30.09	32.22

Disclaimer.

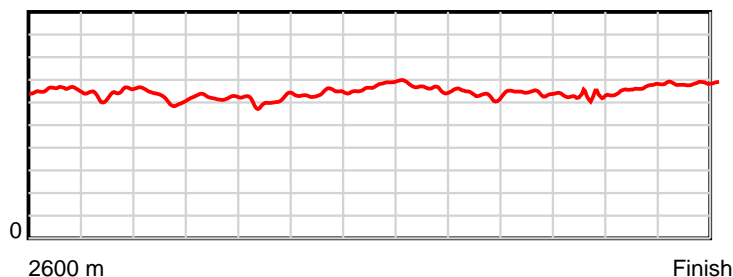
HRNZ and NZMTC and Thoroughbred Ratings Pty Ltd accepts no responsibility for the completeness or accuracy of any of the information contained herein, and makes no representations about its suitability for any particular purpose. Users should make their own judgements about those matters and/or seek independent advice. You assume all risks associated with use of the data provided on this page.

Race Results

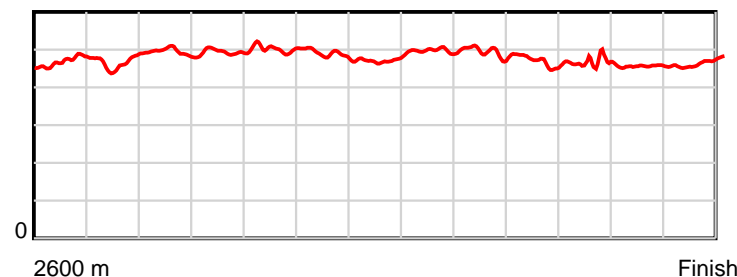
April 05, 2019, Race 9, DIAMOND CREEK FARM NEW ZEALAND PACING DERBY (MOBILE PACE), Distance 2600m, Addington - Survey 3200m

Result	TAB no.	Horse (Barrier)	2200m to	2000m to	1800m to	1600m to	1400m to	1200m to	1000m to	800m to	600m to	400m to	200m to	Total or	Margin
11th	14	Dadndave (12)	2000m	1800m	1600m	1400m	1200m	1000m	800m	600m	400m	200m	WP	Average	
		Position in running (margin)	10(18.1)	10(15.9)	11(12.2)	11(11.7)	10(8.8)	10(6.2)	11(8.0)	11(10.5)	11(8.2)	12(7.8)	12(10.7)		14.00
		Sectional time (s)	15.90	15.77	16.57	15.38	14.00	15.40	15.59	14.43	15.09	14.02	13.57		
		Cumulative time (s)	165.72	149.82	134.05	117.48	102.10	88.10	72.70	57.11	42.68	27.59	13.57	3:15.54	
		Speed (m/s)	12.58	12.68	12.07	13.00	14.29	12.99	12.83	13.86	13.25	14.27	14.74	13.30	
		Stride length (m)	6.21	6.26	6.07	6.34	6.77	6.46	6.32	6.49	6.07	6.51	6.88	6.39	
		Stride duration (s)	0.494	0.494	0.503	0.488	0.474	0.497	0.493	0.468	0.458	0.456	0.466	0.481	
		Stride efficiency (%)	60.31	61.20	57.56	62.88	71.58	65.25	62.42	65.80	57.64	66.25	73.91	63.89	
		Stride count	32.19	31.96	32.95	31.53	29.55	30.95	31.64	30.82	32.93	30.72	29.08	406.63	

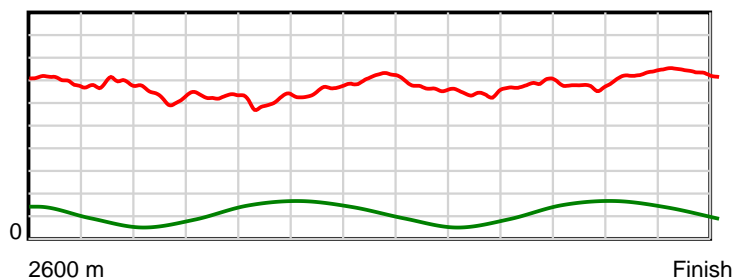
10 m Stride length



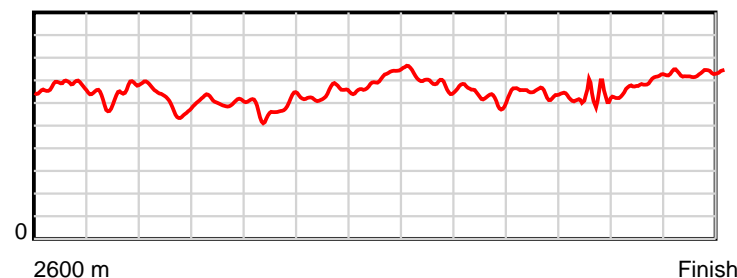
0.6 s Stride duration



20 m/sec Speed



100 % Stride efficiency



Note: Horizontal distance axis grid lines are 200m furlongs.

Disclaimer.

HRNZ and NZMTC and Thoroughbred Ratings Pty Ltd accepts no responsibility for the completeness or accuracy of any of the information contained herein, and makes no representations about its suitability for any particular purpose. Users should make their own judgements about those matters and/or seek independent advice. You assume all risks associated with use of the data provided on this page.



Race Results



April 05, 2019, Race 9, DIAMOND CREEK FARM NEW ZEALAND PACING DERBY (MOBILE PACE), Distance 2600m, Addington - Survey 3200m

Result	TAB no.	Horse (Barrier)	2600 to	2400m to
12th	10	Stars Tonight (8)	2400m	2200m
		Position in running (margin)	-	6(8.1)
		Sectional time (s)	13.97	14.30
		Cumulative time (s)	195.54	181.57
		Speed (m/s)	14.32	13.99
		Stride length (m)	6.60	6.73
		Stride duration (s)	0.446	0.481
		Stride efficiency (%)	67.97	70.70
		Stride count	30.32	29.73

Disclaimer.

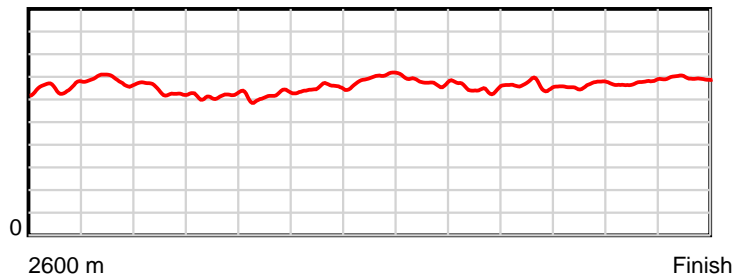
HRNZ and NZMTC and Thoroughbred Ratings Pty Ltd accepts no responsibility for the completeness or accuracy of any of the information contained herein, and makes no representations about its suitability for any particular purpose. Users should make their own judgements about those matters and/or seek independent advice. You assume all risks associated with use of the data provided on this page.

Race Results

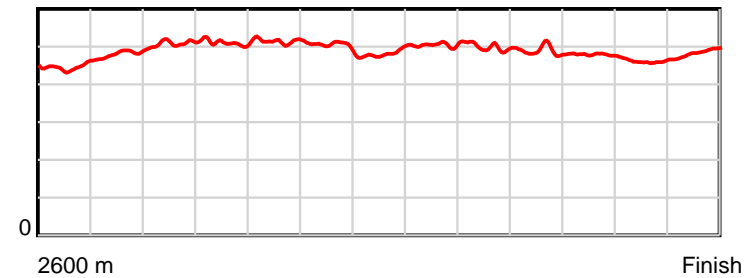
April 05, 2019, Race 9, DIAMOND CREEK FARM NEW ZEALAND PACING DERBY (MOBILE PACE), Distance 2600m, Addington - Survey 3200m

Result	TAB no.	Horse (Barrier)	2200m to	2000m to	1800m to	1600m to	1400m to	1200m to	1000m to	800m to	600m to	400m to	200m to	Total or	Margin
12th	10	Stars Tonight (8)	2000m	1800m	1600m	1400m	1200m	1000m	800m	600m	400m	200m	WP	Average	
		Position in running (margin)	6(8.2)	6(6.3)	8(8.1)	8(9.1)	9(7.7)	8(4.8)	9(6.0)	10(7.8)	10(8.0)	9(5.1)	9(7.6)		14.00
		Sectional time (s)	15.94	16.68	16.83	15.64	13.94	15.30	15.47	14.84	14.68	13.95	14.00		
		Cumulative time (s)	167.27	151.33	134.65	117.82	102.18	88.24	72.94	57.47	42.63	27.95	14.00	3:15.54	
		Speed (m/s)	12.55	11.99	11.88	12.79	14.35	13.07	12.93	13.48	13.62	14.34	14.29	13.30	
		Stride length (m)	6.38	6.12	6.13	6.45	6.91	6.60	6.45	6.58	6.52	6.61	6.97	6.53	
		Stride duration (s)	0.508	0.510	0.515	0.504	0.482	0.505	0.499	0.488	0.479	0.461	0.488	0.491	
		Stride efficiency (%)	63.61	58.51	58.64	64.93	74.70	68.03	65.00	67.67	66.47	68.22	75.85	66.67	
		Stride count	31.35	32.69	32.65	31.03	28.93	30.31	31.01	30.39	30.67	30.27	28.71	398.06	

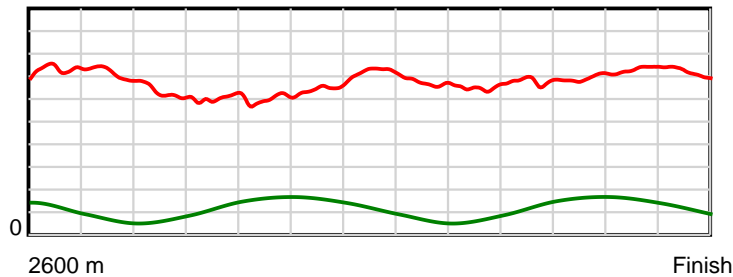
10 m Stride length



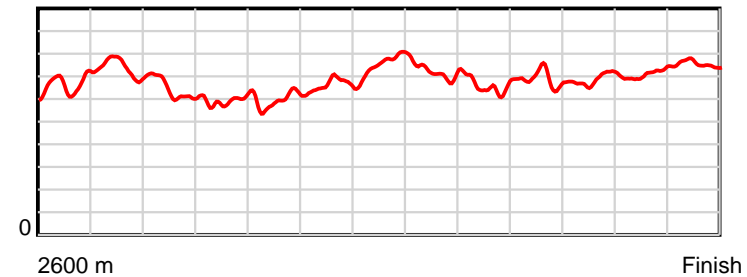
0.6 s Stride duration



20 m/sec Speed



100 % Stride efficiency



Note: Horizontal distance axis grid lines are 200m furlongs.

Disclaimer.

HRNZ and NZMTC and Thoroughbred Ratings Pty Ltd accepts no responsibility for the completeness or accuracy of any of the information contained herein, and makes no representations about its suitability for any particular purpose. Users should make their own judgements about those matters and/or seek independent advice. You assume all risks associated with use of the data provided on this page.



Race Results



April 05, 2019, Race 9, DIAMOND CREEK FARM NEW ZEALAND PACING DERBY (MOBILE PACE), Distance 2600m, Addington - Survey 3200m

Result	TAB no.	Horse (Barrier)	2600 to	2400m to
13th	15	Chiller Bay (13)	2400m	2200m
		Position in running (margin)	-	13(15.2)
		Sectional time (s)	15.09	14.90
		Cumulative time (s)	198.87	183.78
		Speed (m/s)	13.26	13.42
		Stride length (m)	6.23	5.89
		Stride duration (s)	0.446	0.438
		Stride efficiency (%)	60.75	54.13
		Stride count	32.08	33.98

Disclaimer.

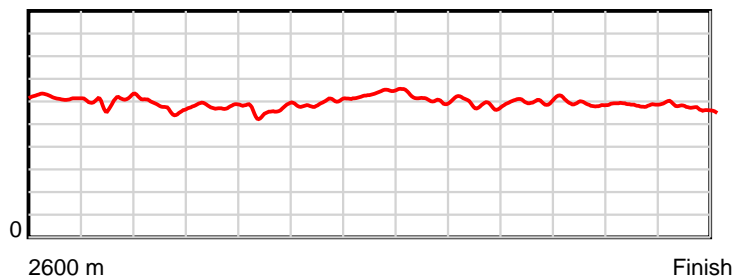
HRNZ and NZMTC and Thoroughbred Ratings Pty Ltd accepts no responsibility for the completeness or accuracy of any of the information contained herein, and makes no representations about its suitability for any particular purpose. Users should make their own judgements about those matters and/or seek independent advice. You assume all risks associated with use of the data provided on this page.

Race Results

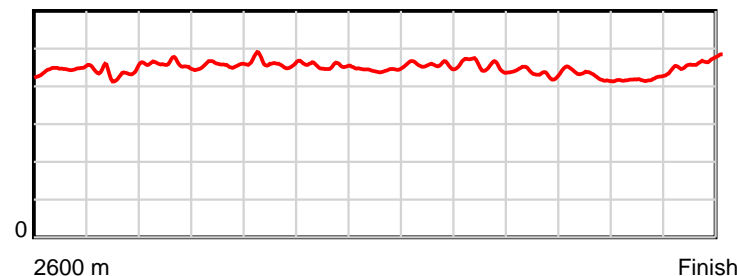
April 05, 2019, Race 9, DIAMOND CREEK FARM NEW ZEALAND PACING DERBY (MOBILE PACE), Distance 2600m, Addington - Survey 3200m

Result	TAB no.	Horse (Barrier)	2200m to	2000m to	1800m to	1600m to	1400m to	1200m to	1000m to	800m to	600m to	400m to	200m to	Total or	Margin
13th	15	Chiller Bay (13)	2000m	1800m	1600m	1400m	1200m	1000m	800m	600m	400m	200m	WP	Average	
		Position in running (margin)	11(18.9)	11(17.8)	12(14.0)	12(13.2)	12(11.1)	12(7.8)	12(9.1)	12(11.4)	12(9.5)	11(7.3)	13(14.1)		33.00
		Sectional time (s)	16.08	15.75	16.53	15.52	13.88	15.31	15.56	14.49	14.79	14.67	16.30		
		Cumulative time (s)	168.88	152.80	137.05	120.52	105.00	91.12	75.81	60.25	45.76	30.97	16.30	3:18.87	
		Speed (m/s)	12.44	12.70	12.10	12.89	14.41	13.06	12.85	13.80	13.52	13.63	12.27	13.07	
		Stride length (m)	5.70	5.80	5.60	5.85	6.40	5.97	5.84	6.04	5.77	5.77	5.71	5.88	
		Stride duration (s)	0.458	0.457	0.463	0.454	0.445	0.457	0.454	0.438	0.427	0.423	0.465	0.450	
		Stride efficiency (%)	50.71	52.60	49.09	53.44	64.09	55.68	53.27	57.03	52.02	51.94	50.97	54.07	
		Stride count	35.11	34.47	35.69	34.20	31.23	33.50	34.26	33.11	34.67	34.69	35.02	442.01	

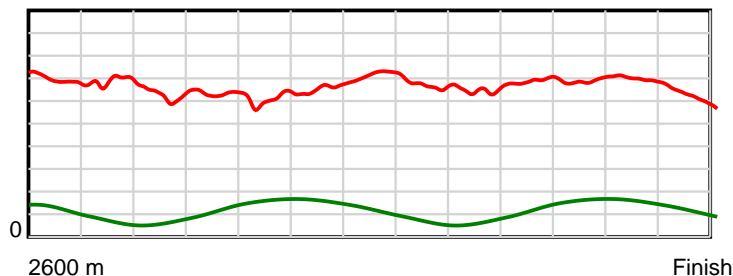
10 m Stride length



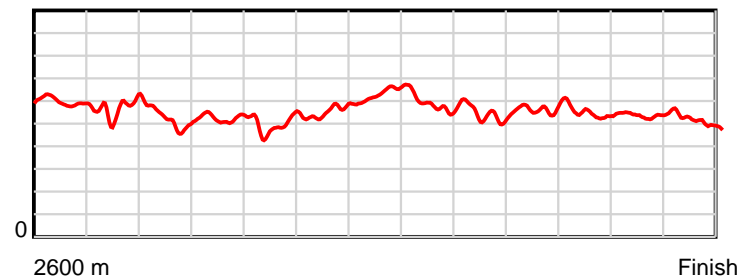
0.6 s Stride duration



20 m/sec Speed



100 % Stride efficiency



Note: Horizontal distance axis grid lines are 200m furlongs.

Disclaimer.

HRNZ and NZMTC and Thoroughbred Ratings Pty Ltd accepts no responsibility for the completeness or accuracy of any of the information contained herein, and makes no representations about its suitability for any particular purpose. Users should make their own judgements about those matters and/or seek independent advice. You assume all risks associated with use of the data provided on this page.