



Race Results

NZ Metropolitan Trotting Club Inc, HRNZ, April 05, 2019

Compilation date: April 5, 2019, 10:17:30 PM (NZDT)

Copyright © 2019 HRNZ and NZMTC. All rights reserved.

Trademarks.

StrideMASTER is a registered trademark of Thoroughbred Ratings Pty Ltd.

Disclaimer.

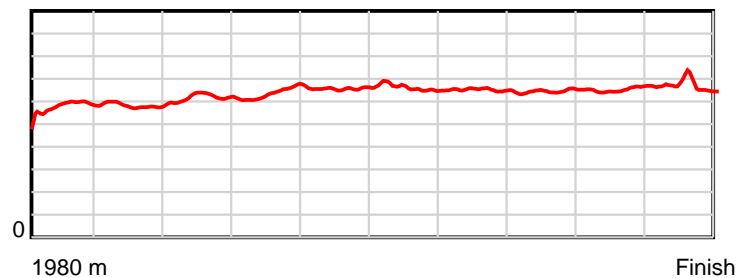
HRNZ and NZMTC and Thoroughbred Ratings Pty Ltd accepts no responsibility for the completeness or accuracy of any of the information contained herein, and makes no representations about its suitability for any particular purpose. Users should make their own judgements about those matters and/or seek independent advice. You assume all risks associated with use of the data provided on this page.

Race Results

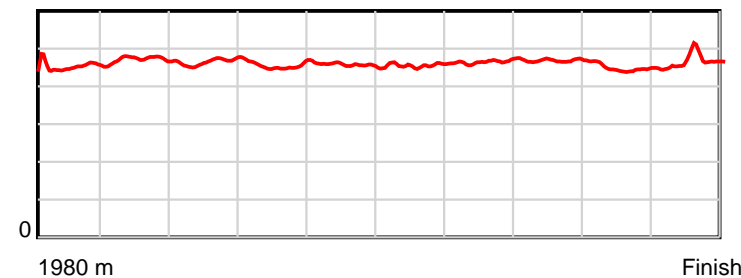
April 05, 2019, Race 1, CHRISTCHURCH CASINO MOBILE PACE, Distance 1980m, Addington - Survey 1980m

Result	TAB no.	Horse (Barrier)	1980 to	1800m to	1600m to	1400m to	1200m to	1000m to	800m to	600m to	400m to	200m to	Total or	Margin
1st	3	Gran Chico (3)	1800m	1600m	1400m	1200m	1000m	800m	600m	400m	200m	WP	Average	
		Position in running (margin)	-	5(6.3)	5(8.4)	5(7.4)	5(5.9)	5(4.9)	6(5.2)	6(4.5)	6(4.0)	1(0.0)		0.00
		Sectional time (s)	14.22	16.54	15.07	14.39	14.18	14.13	14.37	14.84	13.87	14.10		
		Cumulative time (s)	145.71	131.49	114.95	99.88	85.49	71.31	57.18	42.81	27.97	14.10	2:25.71	
		Speed (m/s)	12.65	12.09	13.27	13.90	14.10	14.15	13.92	13.48	14.42	14.18	13.59	
		Stride length (m)	5.77	5.70	6.18	6.33	6.44	6.44	6.46	6.30	6.44	6.59	6.26	
		Stride duration (s)	0.449	0.471	0.466	0.455	0.457	0.455	0.464	0.467	0.447	0.465	0.460	
		Stride efficiency (%)	52.08	50.69	59.67	62.60	64.84	64.77	65.14	61.97	64.76	67.90	61.15	
		Stride count	31.18	35.11	32.37	31.60	31.05	31.07	30.98	31.76	31.07	30.34	316.53	

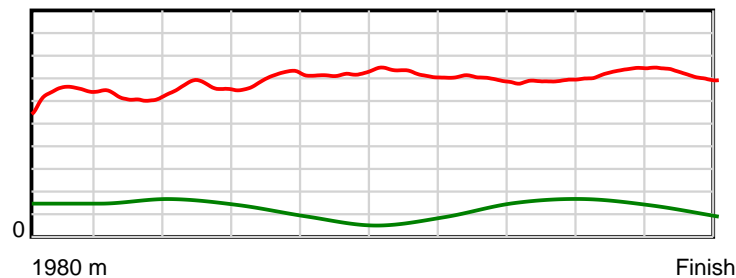
10 m Stride length



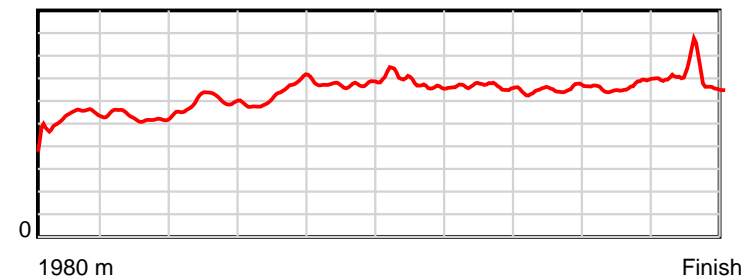
0.6 s Stride duration



20 m/sec Speed



100 % Stride efficiency



Note: Horizontal distance axis grid lines are 200m furlongs.

Disclaimer.

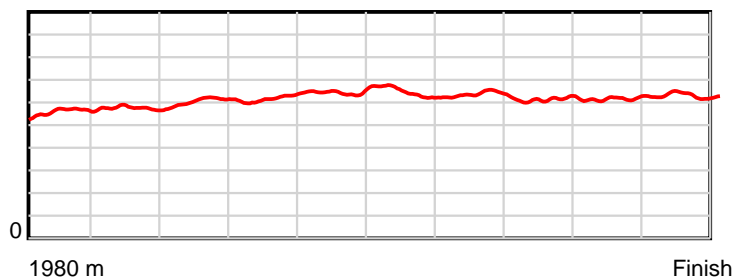
HRNZ and NZMTC and Thoroughbred Ratings Pty Ltd accepts no responsibility for the completeness or accuracy of any of the information contained herein, and makes no representations about its suitability for any particular purpose. Users should make their own judgements about those matters and/or seek independent advice. You assume all risks associated with use of the data provided on this page.

Race Results

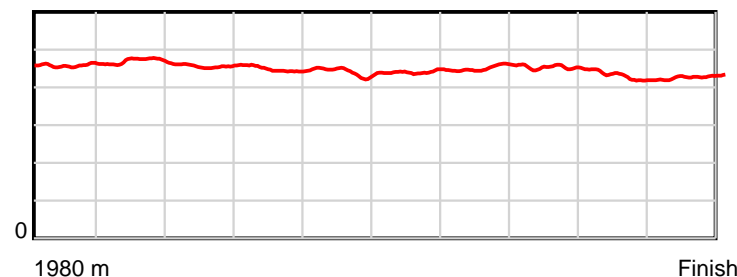
April 05, 2019, Race 1, CHRISTCHURCH CASINO MOBILE PACE, Distance 1980m, Addington - Survey 1980m

Result	TAB no.	Horse (Barrier)	1980 to	1800m to	1600m to	1400m to	1200m to	1000m to	800m to	600m to	400m to	200m to	Total or	Margin
2nd	8	Smokin By (7)	1800m	1600m	1400m	1200m	1000m	800m	600m	400m	200m	WP	Average	
		Position in running (margin)	-	7(9.5)	7(13.0)	7(12.6)	7(10.8)	7(7.8)	7(7.6)	7(5.9)	8(6.5)	4(3.0)		0.50
		Sectional time (s)	14.90	16.76	15.17	14.34	13.83	14.06	14.19	15.05	13.93	13.57		
		Cumulative time (s)	145.80	130.90	114.14	98.97	84.63	70.80	56.74	42.55	27.50	13.57	2:25.80	
		Speed (m/s)	12.08	11.93	13.18	13.95	14.46	14.22	14.09	13.29	14.36	14.74	13.58	
		Stride length (m)	5.68	5.61	6.01	6.24	6.37	6.27	6.37	6.01	6.15	6.30	6.09	
		Stride duration (s)	0.458	0.470	0.456	0.448	0.441	0.441	0.452	0.452	0.428	0.428	0.449	
		Stride efficiency (%)	50.38	49.10	56.54	60.87	63.50	61.41	63.35	56.41	59.01	62.09	58.02	
		Stride count	31.70	35.68	33.25	32.05	31.38	31.90	31.41	33.29	32.55	31.73	324.94	

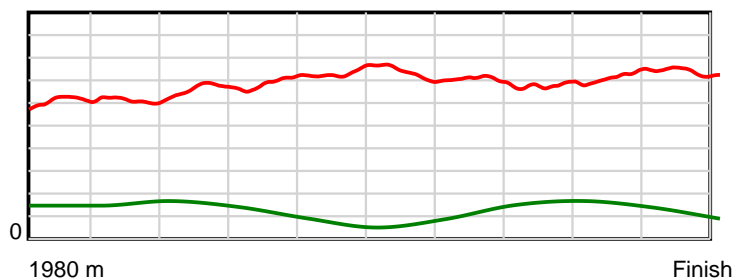
10 m Stride length



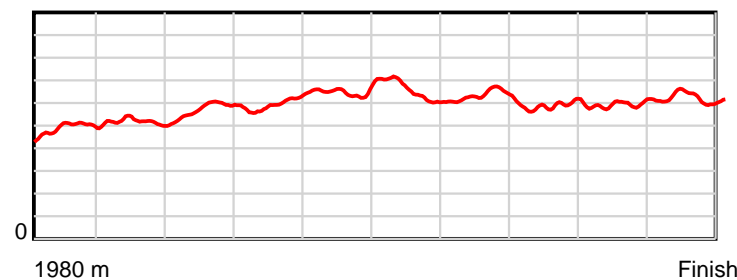
0.6 s Stride duration



20 m/sec Speed



100 % Stride efficiency



Note: Horizontal distance axis grid lines are 200m furlongs.

Disclaimer.

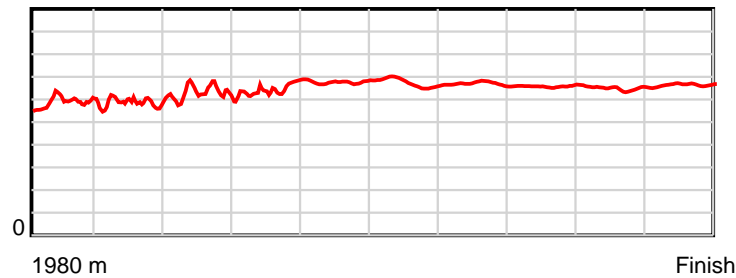
HRNZ and NZMTC and Thoroughbred Ratings Pty Ltd accepts no responsibility for the completeness or accuracy of any of the information contained herein, and makes no representations about its suitability for any particular purpose. Users should make their own judgements about those matters and/or seek independent advice. You assume all risks associated with use of the data provided on this page.

Race Results

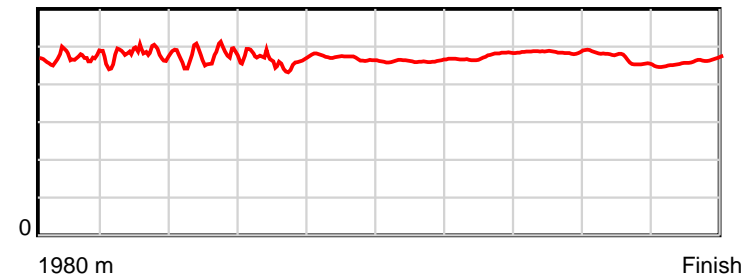
April 05, 2019, Race 1, CHRISTCHURCH CASINO MOBILE PACE, Distance 1980m, Addington - Survey 1980m

Result	TAB no.	Horse (Barrier)	1980 to	1800m to	1600m to	1400m to	1200m to	1000m to	800m to	600m to	400m to	200m to	Total or	Margin
3rd	7	Sociable (6)	1800m	1600m	1400m	1200m	1000m	800m	600m	400m	200m	WP	Average	
		Position in running (margin)	-	6(8.0)	6(10.7)	6(9.7)	6(7.8)	6(6.2)	5(4.7)	5(3.5)	5(3.8)	6(3.5)		2.10
		Sectional time (s)	14.41	16.65	15.07	14.31	14.08	13.85	14.27	14.98	14.49	13.99		
		Cumulative time (s)	146.10	131.69	115.04	99.97	85.66	71.58	57.73	43.46	28.48	13.99	2:26.10	
		Speed (m/s)	12.49	12.01	13.27	13.98	14.20	14.44	14.02	13.35	13.80	14.30	13.55	
		Stride length (m)	5.60	5.41	5.95	6.16	6.67	6.67	6.65	6.49	6.43	6.60	6.24	
		Stride duration (s)	0.445	0.450	0.448	0.441	0.470	0.462	0.475	0.486	0.466	0.462	0.460	
		Stride efficiency (%)	49.00	45.70	55.37	59.33	69.55	69.55	69.17	65.86	64.65	68.01	60.80	
		Stride count	32.14	36.98	33.60	32.46	29.98	29.98	30.06	30.81	31.09	30.32	317.42	

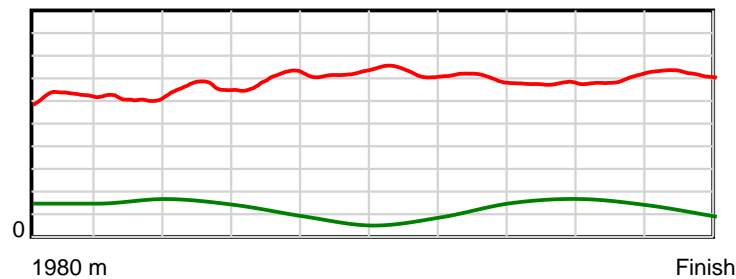
10 m Stride length



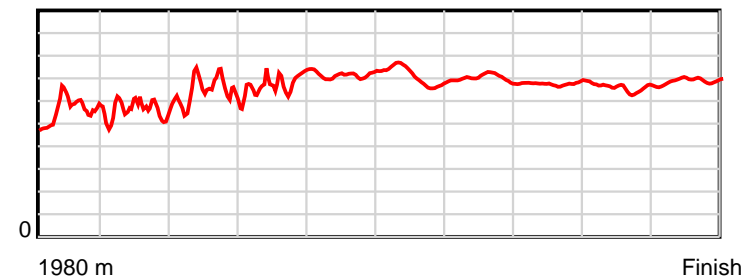
0.6 s Stride duration



20 m/sec Speed



100 % Stride efficiency



Note: Horizontal distance axis grid lines are 200m furlongs.

Disclaimer.

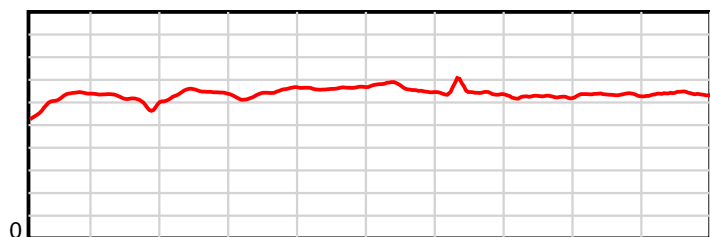
HRNZ and NZMTC and Thoroughbred Ratings Pty Ltd accepts no responsibility for the completeness or accuracy of any of the information contained herein, and makes no representations about its suitability for any particular purpose. Users should make their own judgements about those matters and/or seek independent advice. You assume all risks associated with use of the data provided on this page.

Race Results

April 05, 2019, Race 1, CHRISTCHURCH CASINO MOBILE PACE, Distance 1980m, Addington - Survey 1980m

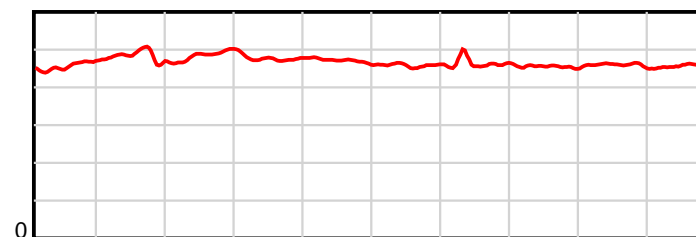
Result	TAB no.	Horse (Barrier)	1980 to	1800m to	1600m to	1400m to	1200m to	1000m to	800m to	600m to	400m to	200m to	Total or	Margin
4th	6	Nandolo (5)	1800m	1600m	1400m	1200m	1000m	800m	600m	400m	200m	WP	Average	
		Position in running (margin)	-	2(0.9)	1(0.0)	1(0.0)	2(1.0)	2(1.0)	2(0.9)	2(0.3)	1(0.0)	2(0.6)		2.40
		Sectional time (s)	13.37	16.03	15.24	14.79	14.35	14.09	14.37	14.89	14.63	14.38		
		Cumulative time (s)	146.14	132.77	116.74	101.50	86.71	72.36	58.27	43.90	29.01	14.38	2:26.14	
		Speed (m/s)	13.46	12.48	13.12	13.52	13.94	14.19	13.92	13.43	13.67	13.91	13.55	
		Stride length (m)	6.17	6.01	6.38	6.42	6.55	6.50	6.42	6.11	6.26	6.39	6.32	
		Stride duration (s)	0.457	0.482	0.486	0.475	0.470	0.458	0.461	0.455	0.458	0.459	0.466	
		Stride efficiency (%)	59.52	56.51	63.62	64.43	67.10	66.08	64.37	58.27	61.33	63.80	62.40	
		Stride count	29.17	33.26	31.34	31.15	30.52	30.75	31.16	32.75	31.92	31.30	313.32	

10 m Stride length



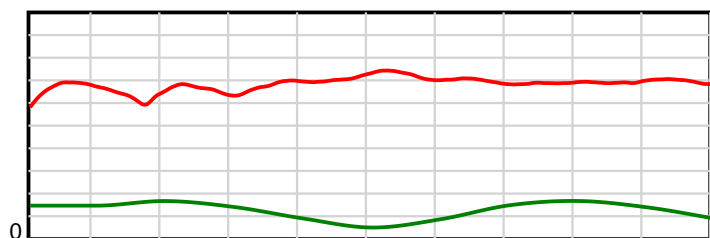
1980 m Finish

0.6 s Stride duration



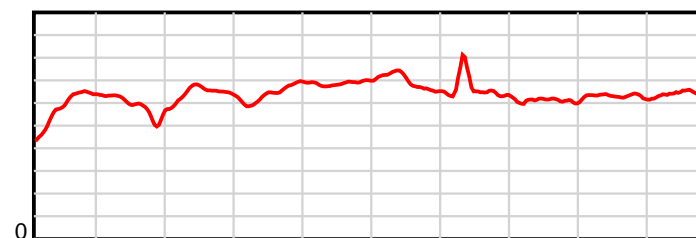
1980 m Finish

20 m/sec Speed



1980 m Finish

100 % Stride efficiency



1980 m Finish

Note: Horizontal distance axis grid lines are 200m furlongs.

Disclaimer.

HRNZ and NZMTC and Thoroughbred Ratings Pty Ltd accepts no responsibility for the completeness or accuracy of any of the information contained herein, and makes no representations about its suitability for any particular purpose. Users should make their own judgements about those matters and/or seek independent advice. You assume all risks associated with use of the data provided on this page.

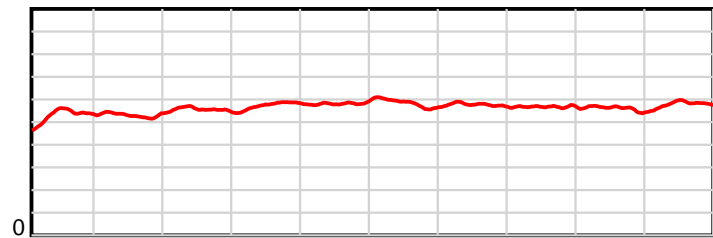


Race Results

April 05, 2019, Race 1, CHRISTCHURCH CASINO MOBILE PACE, Distance 1980m, Addington - Survey 1980m

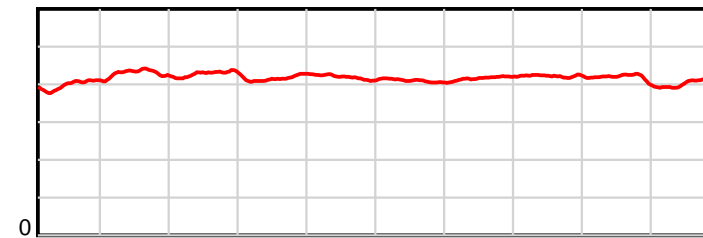
Result	TAB no.	Horse (Barrier)	1980 to	1800m to	1600m to	1400m to	1200m to	1000m to	800m to	600m to	400m to	200m to	Total or	Margin
5th	1	Pats Dragon (1)	1800m	1600m	1400m	1200m	1000m	800m	600m	400m	200m	WP	Average	
		Position in running (margin)	-	3(2.0)	3(2.7)	3(3.0)	3(1.8)	3(1.7)	3(1.7)	3(1.7)	3(2.0)	7(4.2)		3.90
		Sectional time (s)	13.60	16.31	15.30	14.44	14.35	14.07	14.47	14.99	14.90	13.98		
		Cumulative time (s)	146.41	132.81	116.50	101.20	86.76	72.41	58.34	43.87	28.88	13.98	2:26.41	
		Speed (m/s)	13.23	12.26	13.07	13.85	13.94	14.21	13.82	13.34	13.42	14.31	13.52	
		Stride length (m)	5.36	5.28	5.60	5.76	5.84	5.82	5.76	5.63	5.61	5.83	5.64	
		Stride duration (s)	0.399	0.430	0.428	0.416	0.419	0.409	0.417	0.422	0.418	0.407	0.417	
		Stride efficiency (%)	44.90	43.51	48.94	51.89	53.24	52.92	51.78	49.46	49.16	53.03	49.77	
		Stride count	33.58	37.90	35.74	34.71	34.26	34.37	34.74	35.55	35.66	34.33	350.84	

10 m Stride length



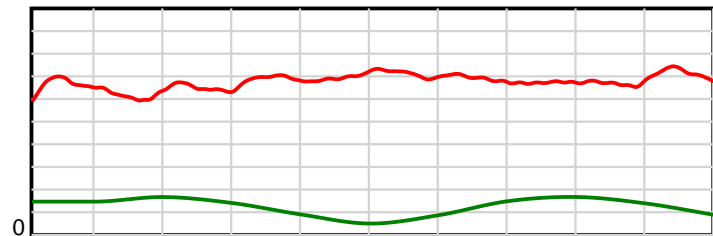
1980 m Finish

0.6 s Stride duration



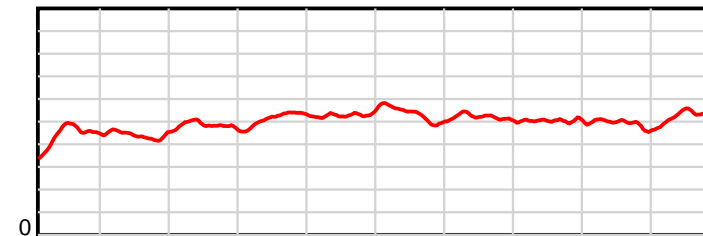
1980 m Finish

20 m/sec Speed



1980 m Finish

100 % Stride efficiency



1980 m Finish

Note: Horizontal distance axis grid lines are 200m furlongs.

Disclaimer.

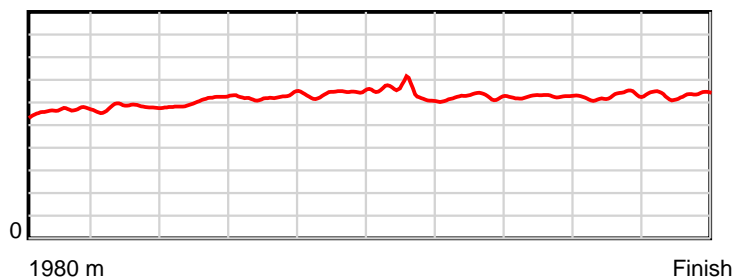
HRNZ and NZMTC and Thoroughbred Ratings Pty Ltd accepts no responsibility for the completeness or accuracy of any of the information contained herein, and makes no representations about its suitability for any particular purpose. Users should make their own judgements about those matters and/or seek independent advice. You assume all risks associated with use of the data provided on this page.

Race Results

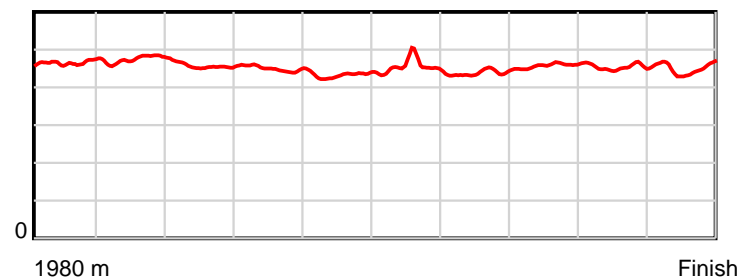
April 05, 2019, Race 1, CHRISTCHURCH CASINO MOBILE PACE, Distance 1980m, Addington - Survey 1980m

Result	TAB no.	Horse (Barrier)	1980 to	1800m to	1600m to	1400m to	1200m to	1000m to	800m to	600m to	400m to	200m to	Total or	Margin
6th	9	Mikey Maguire (8)	1800m	1600m	1400m	1200m	1000m	800m	600m	400m	200m	WP	Average	
		Position in running (margin)	-	8(12.5)	8(16.3)	8(15.3)	8(13.7)	8(8.9)	8(9.1)	8(6.5)	7(5.7)	8(4.8)		5.60
		Sectional time (s)	15.14	16.83	15.07	14.36	13.55	14.13	14.04	14.80	14.39	14.40		
		Cumulative time (s)	146.71	131.57	114.74	99.67	85.31	71.76	57.63	43.59	28.79	14.40	2:26.71	
		Speed (m/s)	11.89	11.88	13.27	13.93	14.76	14.15	14.25	13.51	13.90	13.89	13.50	
		Stride length (m)	5.62	5.63	6.05	6.26	6.38	6.40	6.25	6.20	6.30	6.27	6.13	
		Stride duration (s)	0.466	0.474	0.456	0.449	0.432	0.452	0.439	0.458	0.453	0.452	0.454	
		Stride efficiency (%)	49.33	49.61	57.17	61.16	63.54	64.07	61.09	59.98	62.07	61.51	58.69	
		Stride count	32.04	35.50	33.07	31.97	31.37	31.24	31.99	32.28	31.73	31.88	323.07	

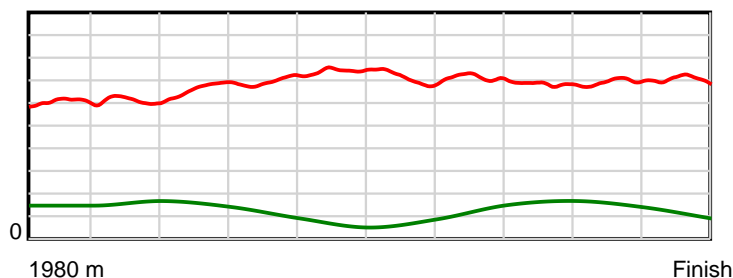
10 m Stride length



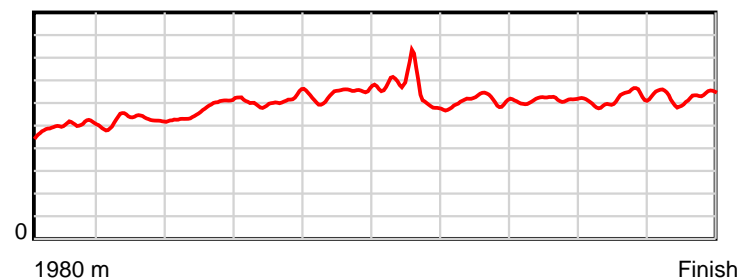
0.6 s Stride duration



20 m/sec Speed



100 % Stride efficiency



Note: Horizontal distance axis grid lines are 200m furlongs.

Disclaimer.

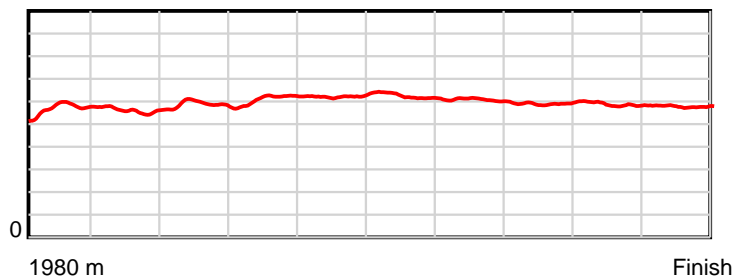
HRNZ and NZMTC and Thoroughbred Ratings Pty Ltd accepts no responsibility for the completeness or accuracy of any of the information contained herein, and makes no representations about its suitability for any particular purpose. Users should make their own judgements about those matters and/or seek independent advice. You assume all risks associated with use of the data provided on this page.

Race Results

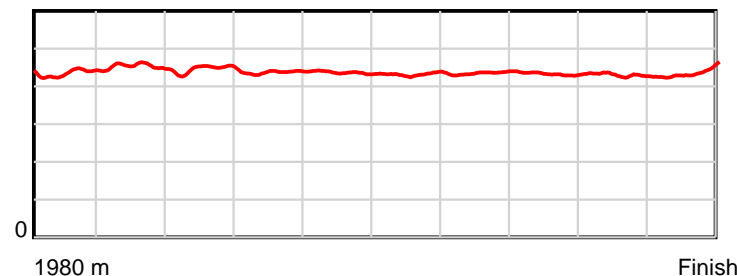
April 05, 2019, Race 1, CHRISTCHURCH CASINO MOBILE PACE, Distance 1980m, Addington - Survey 1980m

Result	TAB no.	Horse (Barrier)	1980 to	1800m to	1600m to	1400m to	1200m to	1000m to	800m to	600m to	400m to	200m to	Total or	Margin
7th	2	Stun Gun (2)	1800m	1600m	1400m	1200m	1000m	800m	600m	400m	200m	WP	Average	
		Position in running (margin)	-	4(4.5)	4(5.8)	4(5.5)	4(3.6)	4(3.1)	4(3.2)	4(2.2)	4(2.3)	5(3.3)		9.00
		Sectional time (s)	13.96	16.41	15.19	14.32	14.26	14.11	14.32	14.94	14.71	15.11		
		Cumulative time (s)	147.33	133.37	116.96	101.77	87.45	73.19	59.08	44.76	29.82	15.11	2:27.33	
		Speed (m/s)	12.89	12.19	13.17	13.97	14.03	14.17	13.97	13.39	13.60	13.24	13.44	
		Stride length (m)	5.70	5.52	5.88	6.10	6.12	6.13	6.08	5.79	5.84	5.79	5.89	
		Stride duration (s)	0.435	0.453	0.446	0.437	0.436	0.432	0.435	0.433	0.430	0.437	0.438	
		Stride efficiency (%)	50.79	47.64	54.00	58.16	58.58	58.63	57.73	52.39	53.33	52.30	54.22	
		Stride count	31.57	36.22	34.02	32.78	32.66	32.65	32.90	34.54	34.24	34.57	336.15	

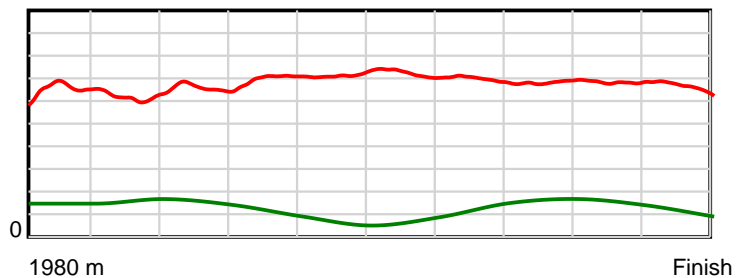
10 m Stride length



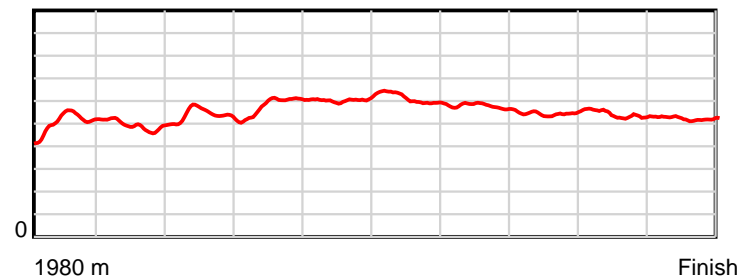
0.6 s Stride duration



20 m/sec Speed



100 % Stride efficiency



Note: Horizontal distance axis grid lines are 200m furlongs.

Disclaimer.

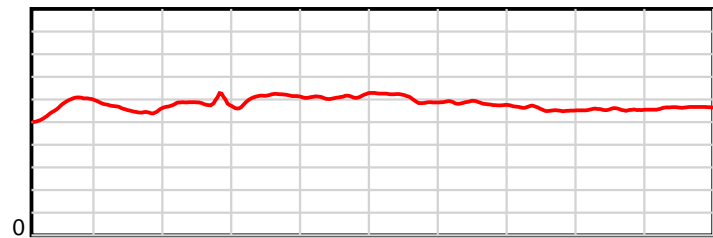
HRNZ and NZMTC and Thoroughbred Ratings Pty Ltd accepts no responsibility for the completeness or accuracy of any of the information contained herein, and makes no representations about its suitability for any particular purpose. Users should make their own judgements about those matters and/or seek independent advice. You assume all risks associated with use of the data provided on this page.

Race Results

April 05, 2019, Race 1, CHRISTCHURCH CASINO MOBILE PACE, Distance 1980m, Addington - Survey 1980m

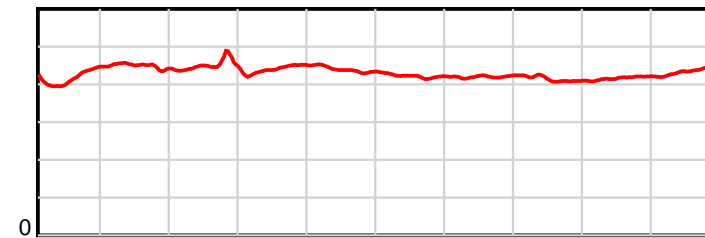
Result	TAB no.	Horse (Barrier)	1980 to	1800m to	1600m to	1400m to	1200m to	1000m to	800m to	600m to	400m to	200m to	Total or	Margin
8th	5	Kotare Cullen (4)	1800m	1600m	1400m	1200m	1000m	800m	600m	400m	200m	WP	Average	
		Position in running (margin)	-	1(0.0)	2(0.9)	2(1.0)	1(0.0)	1(0.0)	1(0.0)	1(0.0)	2(0.4)	3(2.6)		10.90
		Sectional time (s)	13.37	16.33	15.27	14.46	14.35	14.09	14.48	14.99	14.91	15.43		
		Cumulative time (s)	147.68	134.31	117.98	102.71	88.25	73.90	59.81	45.33	30.34	15.43	2:27.68	
		Speed (m/s)	13.46	12.25	13.10	13.83	13.94	14.19	13.81	13.34	13.41	12.96	13.41	
		Stride length (m)	5.71	5.49	5.85	6.09	6.12	5.98	5.81	5.52	5.59	5.68	5.78	
		Stride duration (s)	0.418	0.448	0.447	0.440	0.439	0.422	0.420	0.414	0.417	0.438	0.431	
		Stride efficiency (%)	50.86	47.10	53.53	58.02	58.54	55.95	52.67	47.63	48.79	50.44	52.15	
		Stride count	31.55	36.43	34.17	32.82	32.68	33.42	34.45	36.22	35.79	35.20	342.73	

10 m Stride length



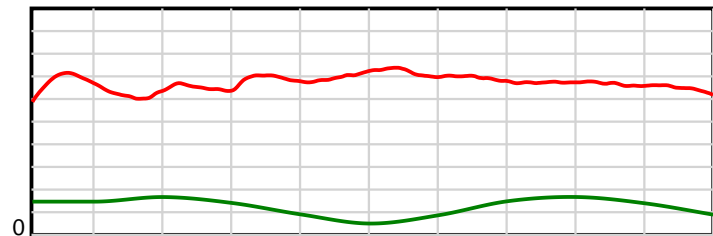
1980 m Finish

0.6 s Stride duration



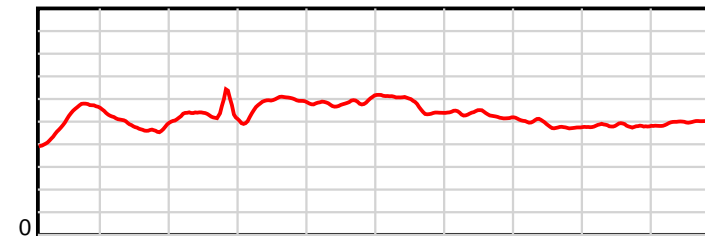
1980 m Finish

20 m/sec Speed



1980 m Finish

100 % Stride efficiency



1980 m Finish

Note: Horizontal distance axis grid lines are 200m furlongs.

Disclaimer.

HRNZ and NZMTC and Thoroughbred Ratings Pty Ltd accepts no responsibility for the completeness or accuracy of any of the information contained herein, and makes no representations about its suitability for any particular purpose. Users should make their own judgements about those matters and/or seek independent advice. You assume all risks associated with use of the data provided on this page.



Race Results



April 05, 2019, Race 2, , Distance 2600m, Addington - Survey 3200m

Result	TAB no.	Horse (Barrier)	2600 to	2400m to
1st	1	Smoke N Reacto... (1)	2400m	2200m
		Position in running (margin)	-	2(1.6)
		Sectional time (s)	15.54	14.34
		Cumulative time (s)	195.58	180.04
		Speed (m/s)	12.87	13.95
		Stride length (m)	5.54	6.36
		Stride duration (s)	0.425	0.456
		Stride efficiency (%)	47.89	63.30
		Stride count	36.13	31.42

Disclaimer.

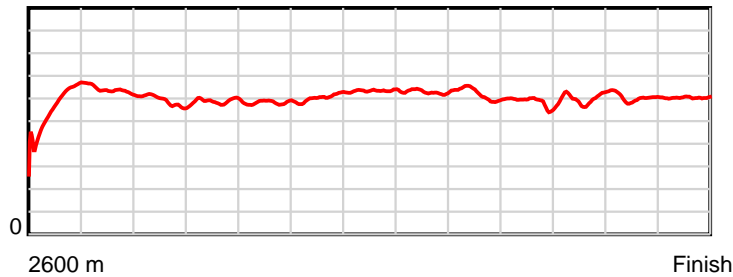
HRNZ and NZMTC and Thoroughbred Ratings Pty Ltd accepts no responsibility for the completeness or accuracy of any of the information contained herein, and makes no representations about its suitability for any particular purpose. Users should make their own judgements about those matters and/or seek independent advice. You assume all risks associated with use of the data provided on this page.

Race Results

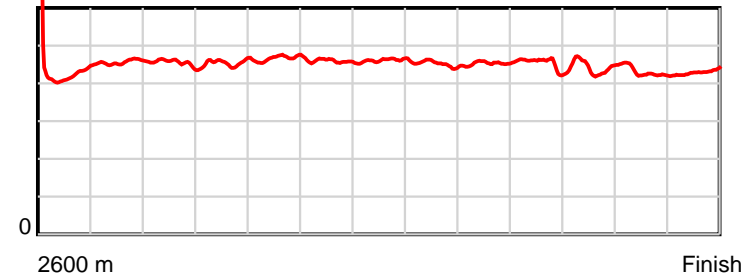
April 05, 2019, Race 2, , Distance 2600m, Addington - Survey 3200m

Result	TAB no.	Horse (Barrier)	2200m to	2000m to	1800m to	1600m to	1400m to	1200m to	1000m to	800m to	600m to	400m to	200m to	Total or	Margin
1st	1	Smoke N Reacto... (1)	2000m	1800m	1600m	1400m	1200m	1000m	800m	600m	400m	200m	WP	Average	
		Position in running (margin)	2(1.9)	3(2.2)	3(4.0)	3(4.6)	3(4.1)	5(4.0)	5(3.9)	5(4.4)	5(5.1)	4(2.9)	3(1.1)		0.00
		Sectional time (s)	15.56	15.48	16.26	15.16	14.62	14.31	14.82	15.51	15.10	14.53	14.35		
		Cumulative time (s)	165.70	150.14	134.66	118.40	103.24	88.62	74.31	59.49	43.98	28.88	14.35	3:15.58	
		Speed (m/s)	12.85	12.92	12.30	13.19	13.68	13.98	13.50	12.89	13.25	13.76	13.94	13.29	
		Stride length (m)	5.84	5.88	5.73	6.05	6.31	6.31	6.10	5.84	5.88	5.90	6.03	5.97	
		Stride duration (s)	0.455	0.455	0.466	0.459	0.461	0.452	0.452	0.453	0.443	0.429	0.432	0.449	
		Stride efficiency (%)	53.32	53.96	51.39	57.28	62.23	62.31	58.23	53.27	53.94	54.44	56.74	55.77	
		Stride count	34.24	34.03	34.88	33.04	31.69	31.67	32.76	34.25	34.04	33.88	33.19	435.22	

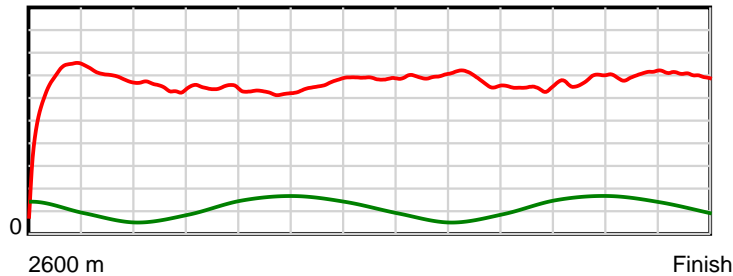
10 m Stride length



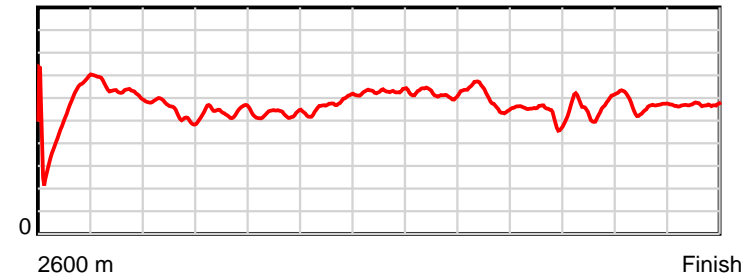
0.5 s Stride duration



20 m/sec Speed



100 % Stride efficiency



Note: Horizontal distance axis grid lines are 200m furlongs.

Disclaimer.

HRNZ and NZMTC and Thoroughbred Ratings Pty Ltd accepts no responsibility for the completeness or accuracy of any of the information contained herein, and makes no representations about its suitability for any particular purpose. Users should make their own judgements about those matters and/or seek independent advice. You assume all risks associated with use of the data provided on this page.



Race Results



April 05, 2019, Race 2, , Distance 2600m, Addington - Survey 3200m

Result	TAB no.	Horse (Barrier)	2600 to	2400m to
2nd	7	Tiebreaker (7)	2400m	2200m
		Position in running (margin)	-	10(12.9)
		Sectional time (s)	17.58	14.55
		Cumulative time (s)	196.05	178.47
		Speed (m/s)	11.38	13.75
		Stride length (m)	5.14	6.03
		Stride duration (s)	0.434	0.439
		Stride efficiency (%)	41.33	56.82
		Stride count	38.89	33.17

Disclaimer.

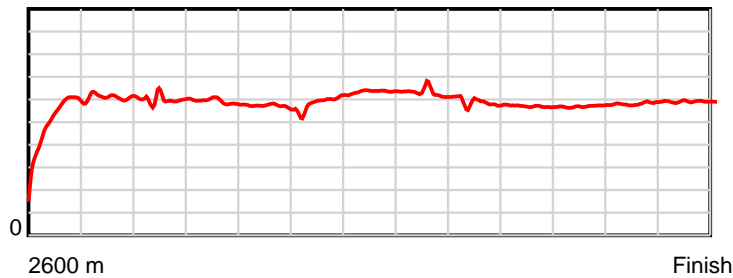
HRNZ and NZMTC and Thoroughbred Ratings Pty Ltd accepts no responsibility for the completeness or accuracy of any of the information contained herein, and makes no representations about its suitability for any particular purpose. Users should make their own judgements about those matters and/or seek independent advice. You assume all risks associated with use of the data provided on this page.

Race Results

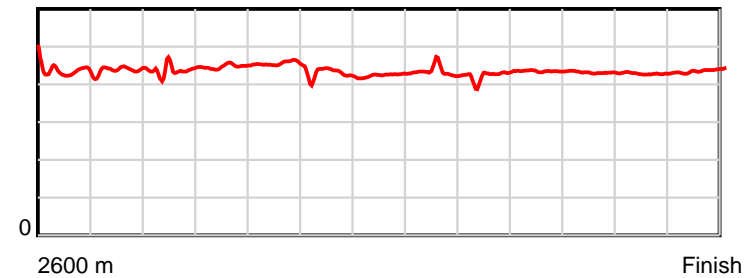
April 05, 2019, Race 2, , Distance 2600m, Addington - Survey 3200m

Result	TAB no.	Horse (Barrier)	2200m to	2000m to	1800m to	1600m to	1400m to	1200m to	1000m to	800m to	600m to	400m to	200m to	Total or	Margin
2nd	7	Tiebreaker (7)	2000m	1800m	1600m	1400m	1200m	1000m	800m	600m	400m	200m	WP	Average	
		Position in running (margin)	10(14.5)	10(11.0)	10(11.0)	9(11.8)	9(9.6)	2(2.0)	2(0.6)	2(1.0)	2(0.4)	2(0.2)	2(0.3)		2.60
		Sectional time (s)	14.93	15.18	16.30	14.89	13.36	14.08	14.80	15.31	15.41	14.86	14.80		
		Cumulative time (s)	163.92	148.99	133.81	117.51	102.62	89.26	75.18	60.38	45.07	29.66	14.80	3:16.05	
		Speed (m/s)	13.40	13.18	12.27	13.43	14.97	14.20	13.51	13.06	12.98	13.46	13.51	13.26	
		Stride length (m)	5.83	5.89	5.58	5.73	6.36	6.13	5.72	5.68	5.59	5.77	5.90	5.78	
		Stride duration (s)	0.435	0.447	0.455	0.427	0.425	0.432	0.423	0.435	0.431	0.428	0.437	0.436	
		Stride efficiency (%)	53.15	54.29	48.74	51.29	63.27	58.71	51.15	50.43	48.91	51.95	54.45	52.27	
		Stride count	34.29	33.93	35.81	34.91	31.43	32.63	34.96	35.21	35.75	34.69	33.88	449.55	

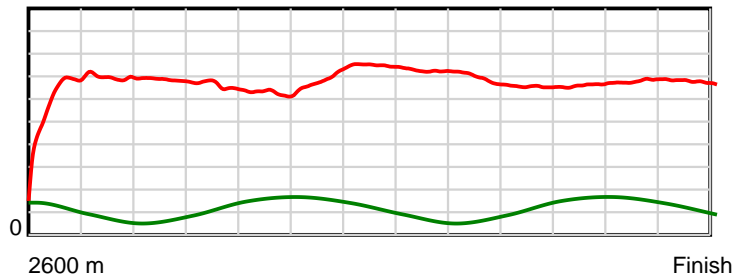
10 m Stride length



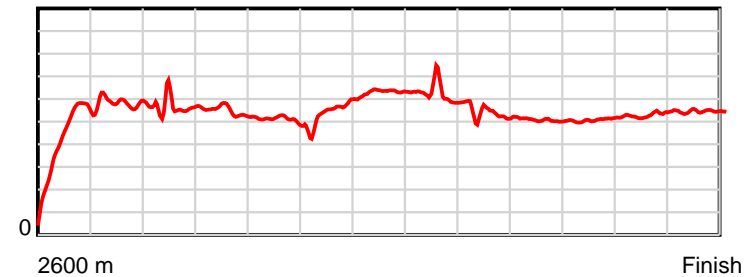
0.6 s Stride duration



20 m/sec Speed



100 % Stride efficiency



Note: Horizontal distance axis grid lines are 200m furlongs.

Disclaimer.

HRNZ and NZMTC and Thoroughbred Ratings Pty Ltd accepts no responsibility for the completeness or accuracy of any of the information contained herein, and makes no representations about its suitability for any particular purpose. Users should make their own judgements about those matters and/or seek independent advice. You assume all risks associated with use of the data provided on this page.



Race Results



April 05, 2019, Race 2, , Distance 2600m, Addington - Survey 3200m

Result	TAB no.	Horse (Barrier)	2600 to	2400m to
3rd	2	Ideal Rule (2)	2400m	2200m
		Position in running (margin)	-	3(5.4)
		Sectional time (s)	16.18	14.14
		Cumulative time (s)	196.14	179.96
		Speed (m/s)	12.36	14.14
		Stride length (m)	4.97	5.64
		Stride duration (s)	0.402	0.399
		Stride efficiency (%)	38.62	49.79
		Stride count	40.23	35.43

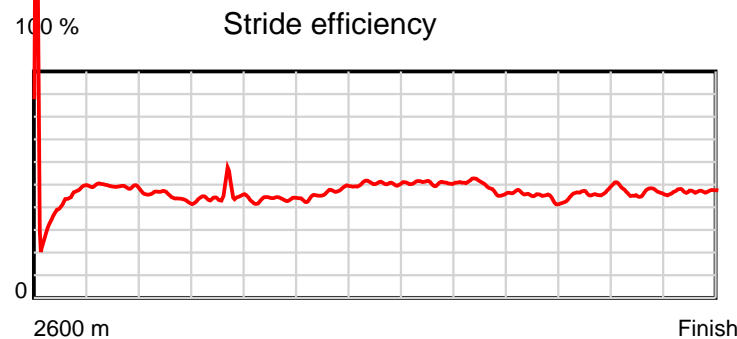
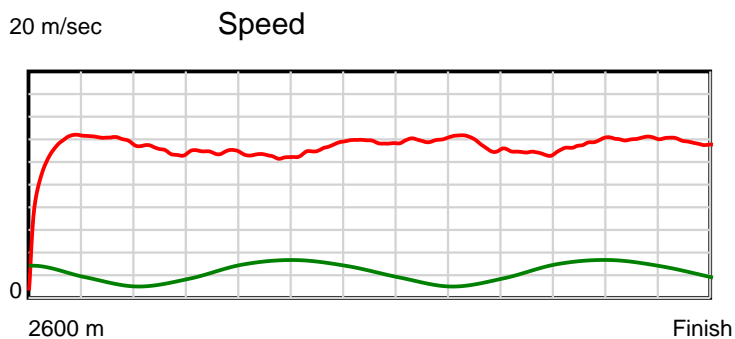
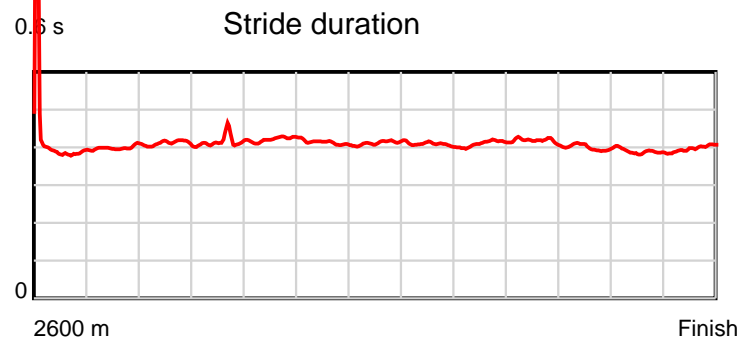
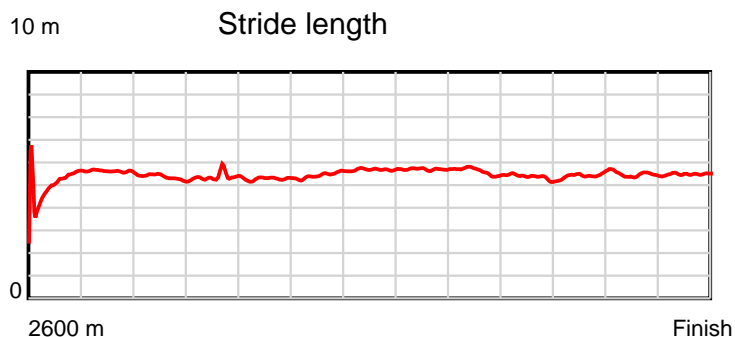
Disclaimer.

HRNZ and NZMTC and Thoroughbred Ratings Pty Ltd accepts no responsibility for the completeness or accuracy of any of the information contained herein, and makes no representations about its suitability for any particular purpose. Users should make their own judgements about those matters and/or seek independent advice. You assume all risks associated with use of the data provided on this page.

Race Results

April 05, 2019, Race 2, , Distance 2600m, Addington - Survey 3200m

Result	TAB no.	Horse (Barrier)	2200m to	2000m to	1800m to	1600m to	1400m to	1200m to	1000m to	800m to	600m to	400m to	200m to	Total or	Margin
3rd	2	Ideal Rule (2)	2000m	1800m	1600m	1400m	1200m	1000m	800m	600m	400m	200m	WP	Average	
		Position in running (margin)	3(4.6)	4(4.2)	6(5.6)	5(6.5)	5(6.0)	7(5.9)	7(5.9)	7(6.0)	7(7.2)	5(4.5)	5(2.8)		3.10
		Sectional time (s)	15.45	15.43	16.30	15.17	14.61	14.32	14.75	15.61	14.99	14.56	14.63		
		Cumulative time (s)	165.82	150.37	134.94	118.64	103.47	88.86	74.54	59.79	44.18	29.19	14.63	3:16.14	
		Speed (m/s)	12.94	12.96	12.27	13.18	13.69	13.97	13.56	12.81	13.34	13.74	13.67	13.26	
		Stride length (m)	5.32	5.36	5.17	5.44	5.64	5.70	5.57	5.35	5.33	5.33	5.45	5.40	
		Stride duration (s)	0.411	0.414	0.421	0.413	0.412	0.408	0.410	0.418	0.400	0.388	0.399	0.407	
		Stride efficiency (%)	44.19	44.94	41.76	46.24	49.73	50.80	48.39	44.75	44.47	44.38	46.39	45.55	
		Stride count	37.61	37.29	38.69	36.77	35.45	35.08	35.94	37.37	37.49	37.53	36.71	481.59	



Note: Horizontal distance axis grid lines are 200m furlongs.

Disclaimer.

HRNZ and NZMTC and Thoroughbred Ratings Pty Ltd accepts no responsibility for the completeness or accuracy of any of the information contained herein, and makes no representations about its suitability for any particular purpose. Users should make their own judgements about those matters and/or seek independent advice. You assume all risks associated with use of the data provided on this page.



Race Results



April 05, 2019, Race 2, , Distance 2600m, Addington - Survey 3200m

Result	TAB no.	Horse (Barrier)	2600 to	2400m to
4th	8	Garta (8)	2400m	2200m
		Position in running (margin)	-	5(6.8)
		Sectional time (s)	16.66	14.62
		Cumulative time (s)	196.27	179.61
		Speed (m/s)	12.01	13.68
		Stride length (m)	5.28	5.76
		Stride duration (s)	0.415	0.421
		Stride efficiency (%)	43.60	51.88
		Stride count	37.86	34.71

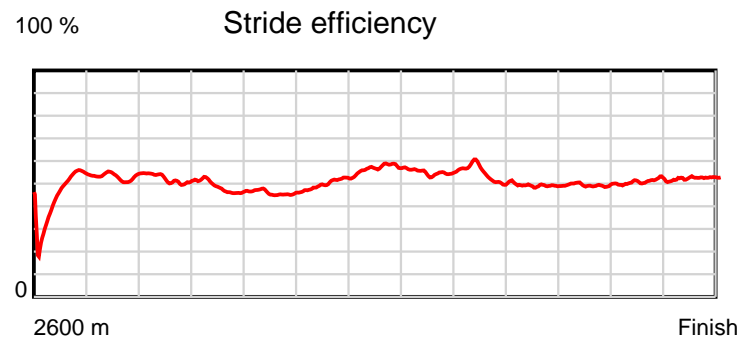
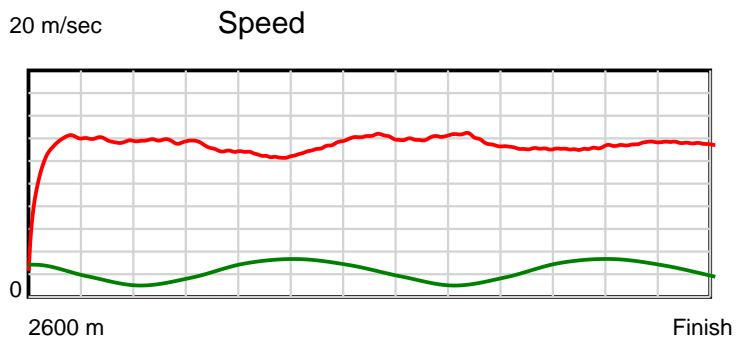
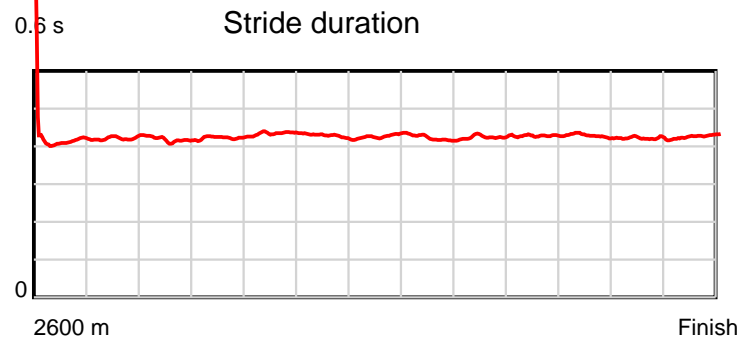
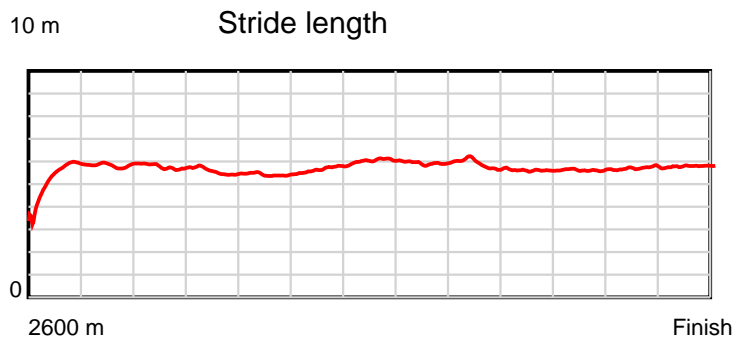
Disclaimer.

HRNZ and NZMTC and Thoroughbred Ratings Pty Ltd accepts no responsibility for the completeness or accuracy of any of the information contained herein, and makes no representations about its suitability for any particular purpose. Users should make their own judgements about those matters and/or seek independent advice. You assume all risks associated with use of the data provided on this page.

Race Results

April 05, 2019, Race 2, , Distance 2600m, Addington - Survey 3200m

Result	TAB no.	Horse (Barrier)	2200m to	2000m to	1800m to	1600m to	1400m to	1200m to	1000m to	800m to	600m to	400m to	200m to	Total or	Margin
4th	8	Garta (8)	2000m	1800m	1600m	1400m	1200m	1000m	800m	600m	400m	200m	WP	Average	
		Position in running (margin)	6(8.9)	5(4.2)	4(4.2)	4(5.6)	4(5.9)	4(2.9)	4(3.3)	4(3.4)	3(2.4)	3(2.2)	4(1.8)		3.80
		Sectional time (s)	14.74	15.18	16.39	15.30	14.13	14.38	14.76	15.24	15.41	14.77	14.69		
		Cumulative time (s)	164.99	150.25	135.07	118.68	103.38	89.25	74.87	60.11	44.87	29.46	14.69	3:16.27	
		Speed (m/s)	13.57	13.18	12.20	13.07	14.15	13.91	13.55	13.12	12.98	13.54	13.61	13.25	
		Stride length (m)	5.68	5.57	5.30	5.59	6.05	5.86	5.76	5.61	5.55	5.70	5.81	5.65	
		Stride duration (s)	0.419	0.423	0.434	0.428	0.428	0.421	0.425	0.428	0.428	0.421	0.427	0.426	
		Stride efficiency (%)	50.43	48.47	43.92	48.86	57.26	53.64	51.91	49.20	48.15	50.76	52.70	49.86	
		Stride count	35.21	35.91	37.73	35.77	33.04	34.14	34.70	35.64	36.03	35.09	34.44	460.27	



Note: Horizontal distance axis grid lines are 200m furlongs.

Disclaimer.

HRNZ and NZMTC and Thoroughbred Ratings Pty Ltd accepts no responsibility for the completeness or accuracy of any of the information contained herein, and makes no representations about its suitability for any particular purpose. Users should make their own judgements about those matters and/or seek independent advice. You assume all risks associated with use of the data provided on this page.



Race Results



April 05, 2019, Race 2, , Distance 2600m, Addington - Survey 3200m

Result	TAB no.	Horse (Barrier)	2600 to	2400m to
5th	5	Uptown Lady (5)	2400m	2200m
		Position in running (margin)	-	4(5.4)
		Sectional time (s)	16.20	14.58
		Cumulative time (s)	196.35	180.15
		Speed (m/s)	12.35	13.72
		Stride length (m)	5.51	6.00
		Stride duration (s)	0.428	0.438
		Stride efficiency (%)	47.42	56.31
		Stride count	36.31	33.32

Disclaimer.

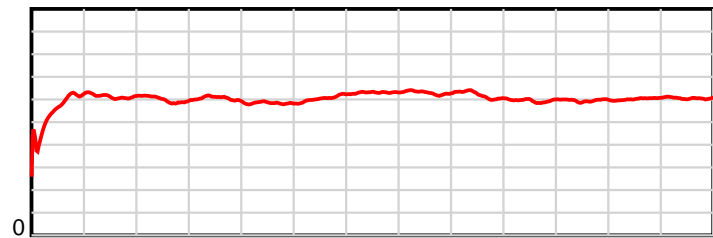
HRNZ and NZMTC and Thoroughbred Ratings Pty Ltd accepts no responsibility for the completeness or accuracy of any of the information contained herein, and makes no representations about its suitability for any particular purpose. Users should make their own judgements about those matters and/or seek independent advice. You assume all risks associated with use of the data provided on this page.

Race Results

April 05, 2019, Race 2, , Distance 2600m, Addington - Survey 3200m

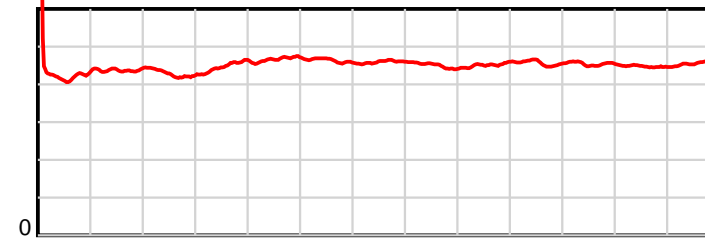
Result	TAB no.	Horse (Barrier)	2200m to	2000m to	1800m to	1600m to	1400m to	1200m to	1000m to	800m to	600m to	400m to	200m to	Total or	Margin
5th	5	Uptown Lady (5)	2000m	1800m	1600m	1400m	1200m	1000m	800m	600m	400m	200m	WP	Average	
		Position in running (margin)	4(7.2)	2(1.6)	1(0.0)	1(0.0)	1(0.0)	1(0.0)	1(0.0)	1(0.0)	1(0.0)	1(0.0)	1(0.0)		4.30
		Sectional time (s)	14.58	14.93	16.16	15.25	14.63	14.32	14.73	15.41	15.45	14.84	15.27		
		Cumulative time (s)	165.57	150.99	136.06	119.90	104.65	90.02	75.70	60.97	45.56	30.11	15.27	3:16.35	
		Speed (m/s)	13.72	13.40	12.38	13.11	13.67	13.97	13.58	12.98	12.94	13.48	13.10	13.24	
		Stride length (m)	5.86	6.01	5.77	6.07	6.28	6.28	6.14	5.92	5.88	6.03	6.00	5.97	
		Stride duration (s)	0.427	0.449	0.466	0.463	0.459	0.450	0.452	0.456	0.454	0.447	0.459	0.451	
		Stride efficiency (%)	53.69	56.52	52.09	57.61	61.54	61.60	58.87	54.80	54.03	56.78	56.35	55.79	
		Stride count	34.12	33.25	34.64	32.94	31.87	31.85	32.58	33.77	34.01	33.18	33.31	435.15	

10 m Stride length



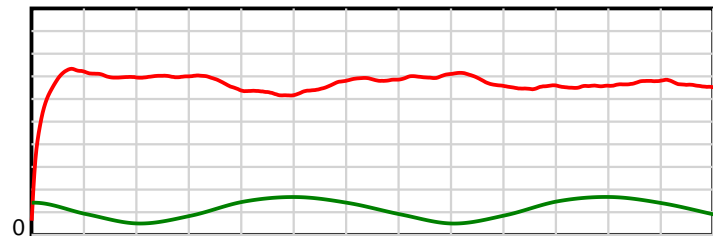
2600 m Finish

0.5 s Stride duration



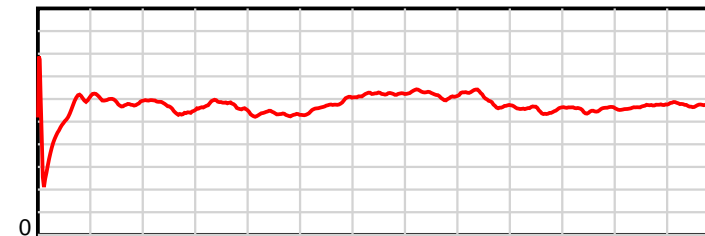
2600 m Finish

20 m/sec Speed



2600 m Finish

100 % Stride efficiency



2600 m Finish

Note: Horizontal distance axis grid lines are 200m furlongs.

Disclaimer.

HRNZ and NZMTC and Thoroughbred Ratings Pty Ltd accepts no responsibility for the completeness or accuracy of any of the information contained herein, and makes no representations about its suitability for any particular purpose. Users should make their own judgements about those matters and/or seek independent advice. You assume all risks associated with use of the data provided on this page.



Race Results



April 05, 2019, Race 2, , Distance 2600m, Addington - Survey 3200m

Result	TAB no.	Horse (Barrier)	2600 to	2400m to
6th	11	Gotta Future (11)	2400m	2200m
		Position in running (margin)	-	6(8.8)
		Sectional time (s)	16.81	14.22
		Cumulative time (s)	196.44	179.63
		Speed (m/s)	11.90	14.06
		Stride length (m)	5.69	6.29
		Stride duration (s)	0.436	0.447
		Stride efficiency (%)	50.57	61.75
		Stride count	35.16	31.82

Disclaimer.

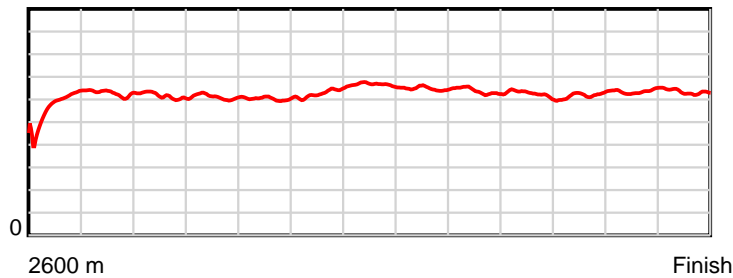
HRNZ and NZMTC and Thoroughbred Ratings Pty Ltd accepts no responsibility for the completeness or accuracy of any of the information contained herein, and makes no representations about its suitability for any particular purpose. Users should make their own judgements about those matters and/or seek independent advice. You assume all risks associated with use of the data provided on this page.

Race Results

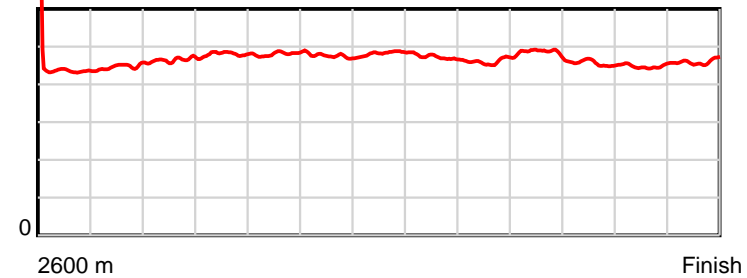
April 05, 2019, Race 2, , Distance 2600m, Addington - Survey 3200m

Result	TAB no.	Horse (Barrier)	2200m to	2000m to	1800m to	1600m to	1400m to	1200m to	1000m to	800m to	600m to	400m to	200m to	Total or	Margin
6th	11	Gotta Future (11)	2000m	1800m	1600m	1400m	1200m	1000m	800m	600m	400m	200m	WP	Average	
		Position in running (margin)	5(8.4)	7(6.2)	9(9.5)	6(9.2)	6(8.5)	10(7.8)	11(9.5)	9(8.9)	9(9.8)	6(6.8)	6(3.6)		4.80
		Sectional time (s)	15.15	15.73	16.11	15.13	14.52	14.60	14.63	15.56	14.95	14.30	14.73		
		Cumulative time (s)	165.41	150.26	134.53	118.42	103.29	88.77	74.17	59.54	43.98	29.03	14.73	3:16.44	
		Speed (m/s)	13.20	12.71	12.41	13.22	13.77	13.70	13.67	12.85	13.38	13.99	13.58	13.24	
		Stride length (m)	6.13	6.11	5.96	6.29	6.64	6.47	6.30	6.24	6.10	6.28	6.26	6.20	
		Stride duration (s)	0.464	0.480	0.480	0.476	0.482	0.472	0.461	0.485	0.456	0.449	0.461	0.469	
		Stride efficiency (%)	58.72	58.29	55.59	61.82	68.99	65.50	62.08	60.79	58.21	61.56	61.27	60.15	
		Stride count	32.63	32.75	33.53	31.80	30.10	30.89	31.73	32.07	32.77	31.87	31.94	419.06	

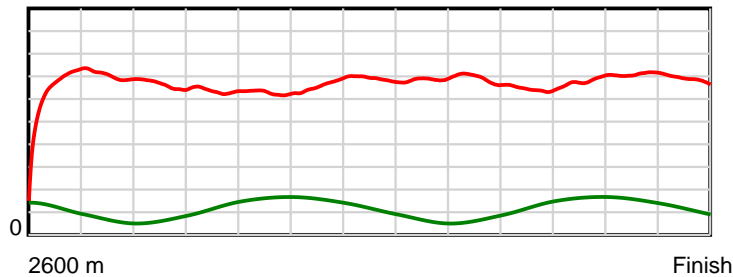
10 m Stride length



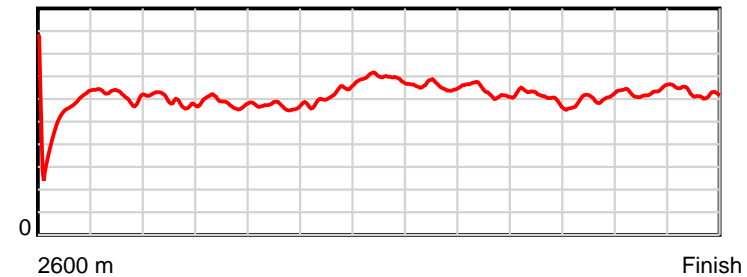
0.6 s Stride duration



20 m/sec Speed



100 % Stride efficiency



Note: Horizontal distance axis grid lines are 200m furlongs.

Disclaimer.

HRNZ and NZMTC and Thoroughbred Ratings Pty Ltd accepts no responsibility for the completeness or accuracy of any of the information contained herein, and makes no representations about its suitability for any particular purpose. Users should make their own judgements about those matters and/or seek independent advice. You assume all risks associated with use of the data provided on this page.



Race Results



April 05, 2019, Race 2, , Distance 2600m, Addington - Survey 3200m

Result	TAB no.	Horse (Barrier)	2600 to	2400m to
7th	6	Warloch (6)	2400m	2200m
		Position in running (margin)	-	9(10.6)
		Sectional time (s)	17.16	14.60
		Cumulative time (s)	197.19	180.03
		Speed (m/s)	11.66	13.70
		Stride length (m)	5.23	5.97
		Stride duration (s)	0.425	0.436
		Stride efficiency (%)	42.71	55.63
		Stride count	38.25	33.52

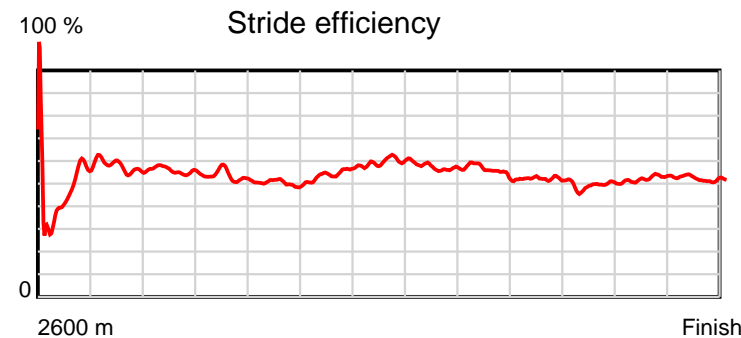
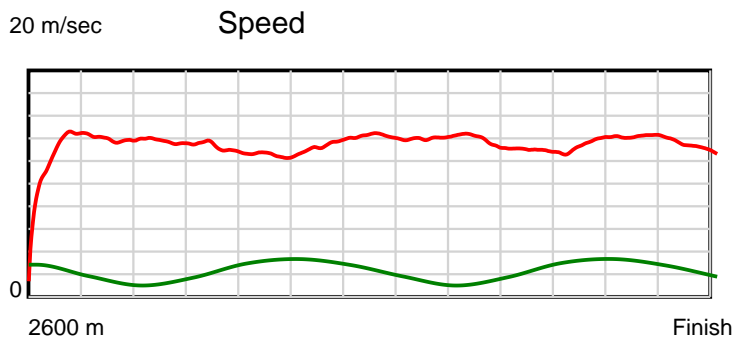
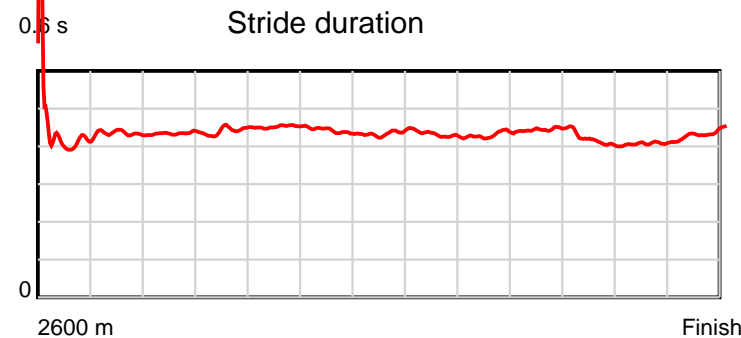
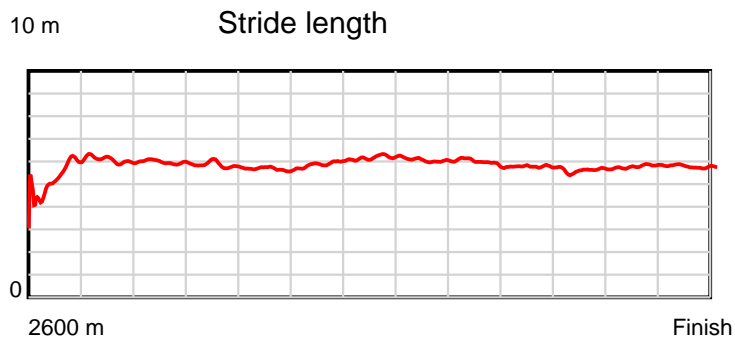
Disclaimer.

HRNZ and NZMTC and Thoroughbred Ratings Pty Ltd accepts no responsibility for the completeness or accuracy of any of the information contained herein, and makes no representations about its suitability for any particular purpose. Users should make their own judgements about those matters and/or seek independent advice. You assume all risks associated with use of the data provided on this page.

Race Results

April 05, 2019, Race 2, , Distance 2600m, Addington - Survey 3200m

Result	TAB no.	Horse (Barrier)	2200m to	2000m to	1800m to	1600m to	1400m to	1200m to	1000m to	800m to	600m to	400m to	200m to	Total or	Margin
7th	6	Warloch (6)	2000m	1800m	1600m	1400m	1200m	1000m	800m	600m	400m	200m	WP	Average	
		Position in running (margin)	9(12.5)	9(9.0)	8(8.7)	8(10.0)	8(9.4)	9(6.3)	9(7.4)	8(8.0)	8(8.9)	7(7.3)	7(5.0)		8.90
		Sectional time (s)	14.93	15.12	16.38	15.16	14.11	14.50	14.83	15.56	15.19	14.46	15.19		
		Cumulative time (s)	165.43	150.50	135.38	119.00	103.84	89.73	75.23	60.40	44.84	29.65	15.19	3:17.19	
		Speed (m/s)	13.40	13.23	12.21	13.19	14.17	13.79	13.49	12.85	13.17	13.83	13.17	13.19	
		Stride length (m)	5.82	5.85	5.52	5.82	6.17	5.95	5.82	5.73	5.45	5.65	5.75	5.74	
		Stride duration (s)	0.434	0.442	0.452	0.441	0.435	0.431	0.431	0.445	0.414	0.408	0.437	0.435	
		Stride efficiency (%)	52.90	53.41	47.65	52.89	59.46	55.27	52.89	51.24	46.48	49.81	51.67	51.43	
		Stride count	34.37	34.21	36.22	34.38	32.42	33.63	34.38	34.93	36.67	35.43	34.78	453.19	



Note: Horizontal distance axis grid lines are 200m furlongs.

Disclaimer.

HRNZ and NZMTC and Thoroughbred Ratings Pty Ltd accepts no responsibility for the completeness or accuracy of any of the information contained herein, and makes no representations about its suitability for any particular purpose. Users should make their own judgements about those matters and/or seek independent advice. You assume all risks associated with use of the data provided on this page.



Race Results



April 05, 2019, Race 2, , Distance 2600m, Addington - Survey 3200m

Result	TAB no.	Horse (Barrier)	2600 to	2400m to
8th	12	lknow (12)	2400m	2200m
		Position in running (margin)	-	13(18.8)
		Sectional time (s)	18.54	14.53
		Cumulative time (s)	198.46	179.92
		Speed (m/s)	10.79	13.76
		Stride length (m)	4.82	5.93
		Stride duration (s)	0.412	0.431
		Stride efficiency (%)	36.26	54.94
		Stride count	41.52	33.73

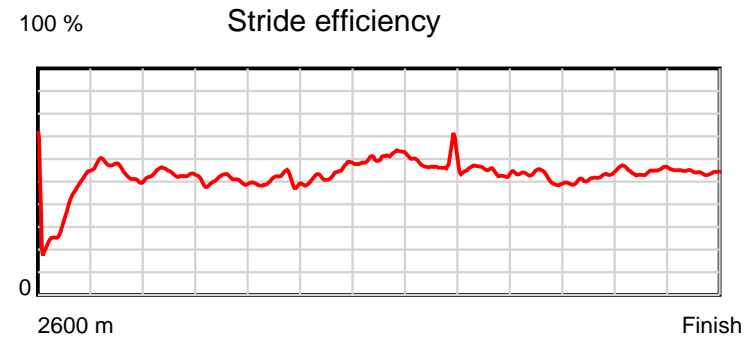
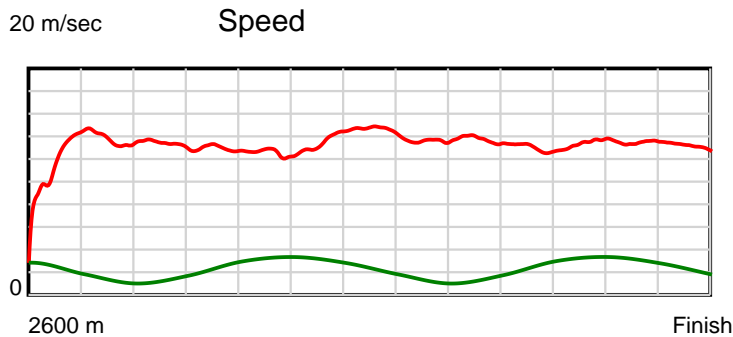
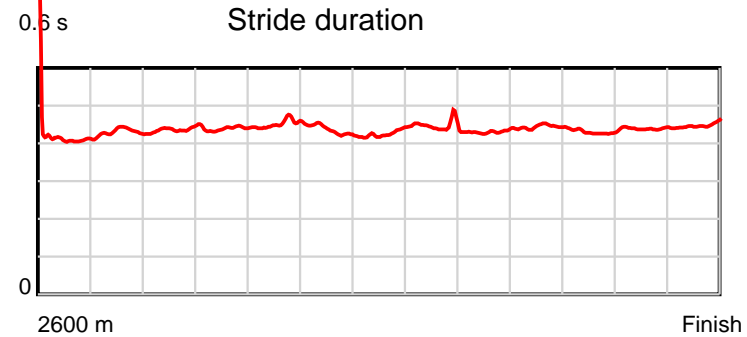
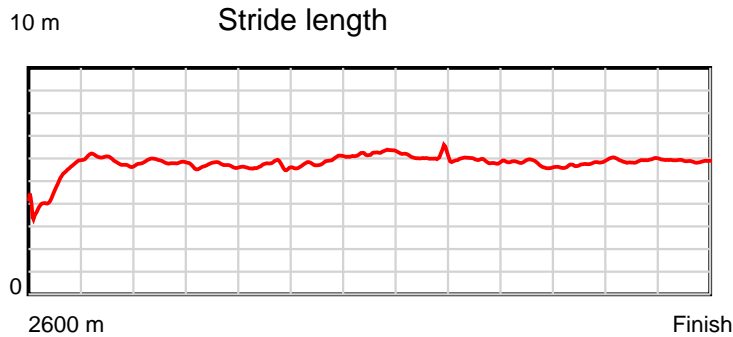
Disclaimer.

HRNZ and NZMTC and Thoroughbred Ratings Pty Ltd accepts no responsibility for the completeness or accuracy of any of the information contained herein, and makes no representations about its suitability for any particular purpose. Users should make their own judgements about those matters and/or seek independent advice. You assume all risks associated with use of the data provided on this page.

Race Results

April 05, 2019, Race 2, , Distance 2600m, Addington - Survey 3200m

Result	TAB no.	Horse (Barrier)	2200m to	2000m to	1800m to	1600m to	1400m to	1200m to	1000m to	800m to	600m to	400m to	200m to	Total or	Margin
8th	12	Ikno (12)	2000m	1800m	1600m	1400m	1200m	1000m	800m	600m	400m	200m	WP	Average	
		Position in running (margin)	14(20.3)	14(16.1)	14(17.5)	14(17.6)	13(16.8)	13(10.8)	13(13.1)	13(12.5)	12(12.8)	9(10.6)	8(11.8)		16.00
		Sectional time (s)	14.82	15.43	16.17	15.11	13.64	14.69	14.63	15.46	15.09	15.03	15.32		
		Cumulative time (s)	165.39	150.57	135.14	118.97	103.86	90.22	75.53	60.90	45.44	30.35	15.32	3:18.46	
		Speed (m/s)	13.50	12.96	12.37	13.24	14.66	13.61	13.67	12.94	13.25	13.31	13.05	13.10	
		Stride length (m)	5.88	5.70	5.59	5.75	6.24	6.05	5.89	5.75	5.70	5.84	5.87	5.75	
		Stride duration (s)	0.436	0.439	0.452	0.435	0.426	0.445	0.431	0.444	0.430	0.439	0.450	0.439	
		Stride efficiency (%)	54.08	50.69	48.77	51.72	60.90	57.21	54.27	51.60	50.82	53.34	53.84	51.67	
		Stride count	34.00	35.11	35.80	34.77	32.04	33.05	33.94	34.81	35.07	34.23	34.07	452.14	



Note: Horizontal distance axis grid lines are 200m furlongs.

Disclaimer.

HRNZ and NZMTC and Thoroughbred Ratings Pty Ltd accepts no responsibility for the completeness or accuracy of any of the information contained herein, and makes no representations about its suitability for any particular purpose. Users should make their own judgements about those matters and/or seek independent advice. You assume all risks associated with use of the data provided on this page.



Race Results



April 05, 2019, Race 2, , Distance 2600m, Addington - Survey 3200m

Result	TAB no.	Horse (Barrier)	2600 to	2400m to
9th	15	Pine Cone (15)	2400m	2200m
		Position in running (margin)	-	11(15.3)
		Sectional time (s)	17.99	14.66
		Cumulative time (s)	198.86	180.87
		Speed (m/s)	11.12	13.64
		Stride length (m)	5.40	5.83
		Stride duration (s)	0.445	0.428
		Stride efficiency (%)	45.53	53.12
		Stride count	37.05	34.30

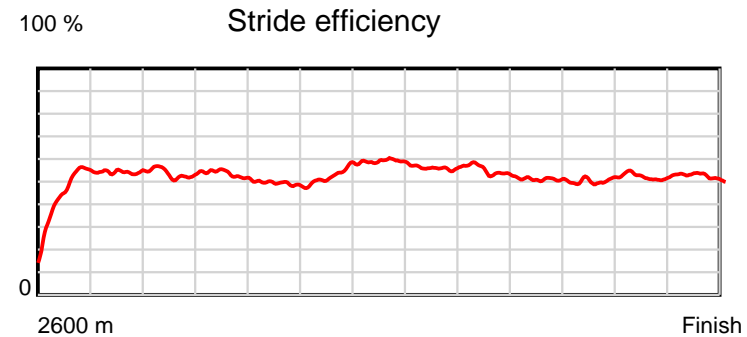
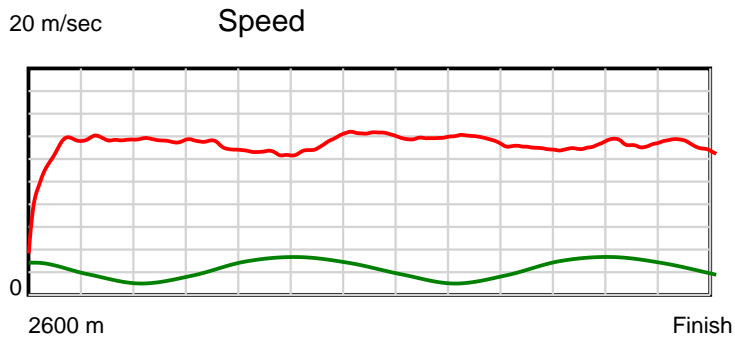
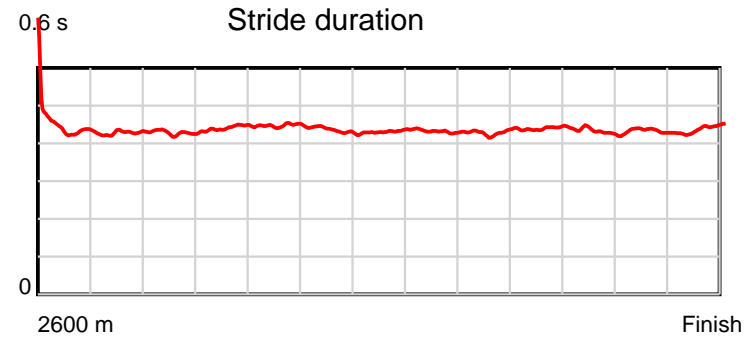
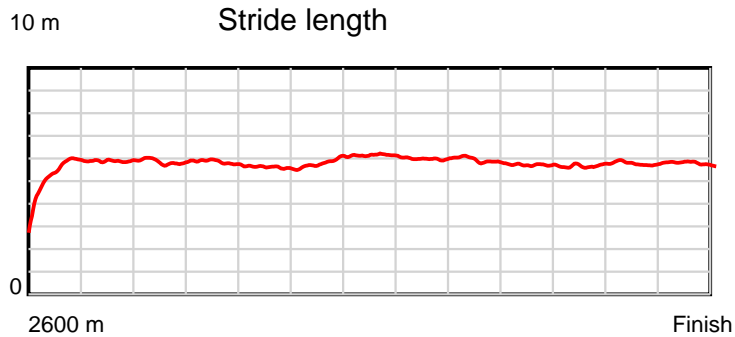
Disclaimer.

HRNZ and NZMTC and Thoroughbred Ratings Pty Ltd accepts no responsibility for the completeness or accuracy of any of the information contained herein, and makes no representations about its suitability for any particular purpose. Users should make their own judgements about those matters and/or seek independent advice. You assume all risks associated with use of the data provided on this page.

Race Results

April 05, 2019, Race 2, , Distance 2600m, Addington - Survey 3200m

Result	TAB no.	Horse (Barrier)	2200m to	2000m to	1800m to	1600m to	1400m to	1200m to	1000m to	800m to	600m to	400m to	200m to	Total or	Margin
9th	15	Pine Cone (15)	2000m	1800m	1600m	1400m	1200m	1000m	800m	600m	400m	200m	WP	Average	
		Position in running (margin)	12(17.6)	11(13.8)	11(13.2)	10(14.5)	11(13.6)	12(10.6)	12(11.8)	12(12.5)	11(12.4)	11(12.8)	9(14.5)		18.20
		Sectional time (s)	14.90	15.08	16.38	15.10	14.13	14.52	14.84	15.39	15.52	15.12	15.23		
		Cumulative time (s)	166.21	151.31	136.23	119.85	104.75	90.62	76.10	61.26	45.87	30.35	15.23	3:18.86	
		Speed (m/s)	13.42	13.26	12.21	13.25	14.15	13.77	13.48	13.00	12.89	13.23	13.13	13.07	
		Stride length (m)	5.75	5.85	5.46	5.76	6.11	5.95	5.79	5.71	5.57	5.74	5.77	5.74	
		Stride duration (s)	0.428	0.441	0.447	0.435	0.432	0.432	0.430	0.440	0.432	0.434	0.440	0.439	
		Stride efficiency (%)	51.69	53.55	46.62	51.88	58.37	55.32	52.41	50.97	48.40	51.41	52.02	51.48	
		Stride count	34.77	34.16	36.62	34.71	32.73	33.61	34.53	35.02	35.94	34.87	34.66	452.97	



Note: Horizontal distance axis grid lines are 200m furlongs.

Disclaimer.

HRNZ and NZMTC and Thoroughbred Ratings Pty Ltd accepts no responsibility for the completeness or accuracy of any of the information contained herein, and makes no representations about its suitability for any particular purpose. Users should make their own judgements about those matters and/or seek independent advice. You assume all risks associated with use of the data provided on this page.



Race Results



April 05, 2019, Race 2, , Distance 2600m, Addington - Survey 3200m

Result	TAB no.	Horse (Barrier)	2600 to	2400m to
10th	14	Nurburgring (14)	2400m	2200m
		Position in running (margin)	-	12(15.4)
		Sectional time (s)	18.10	14.64
		Cumulative time (s)	198.91	180.81
		Speed (m/s)	11.05	13.66
		Stride length (m)	5.37	6.13
		Stride duration (s)	0.441	0.448
		Stride efficiency (%)	45.09	58.63
		Stride count	37.23	32.65

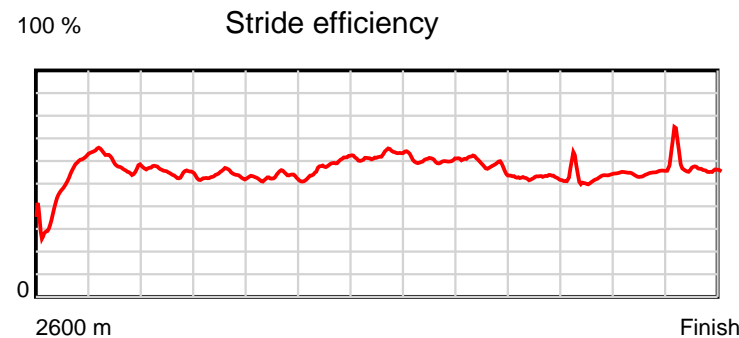
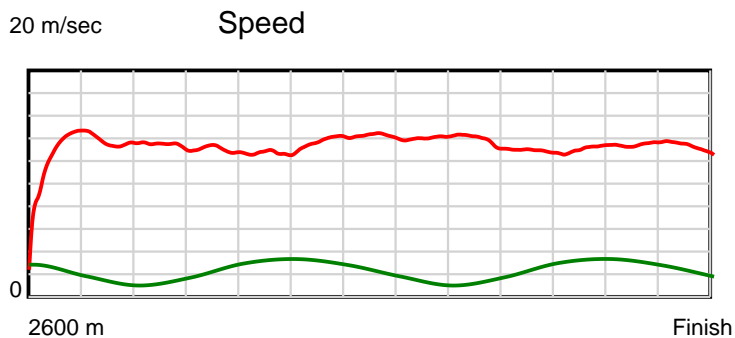
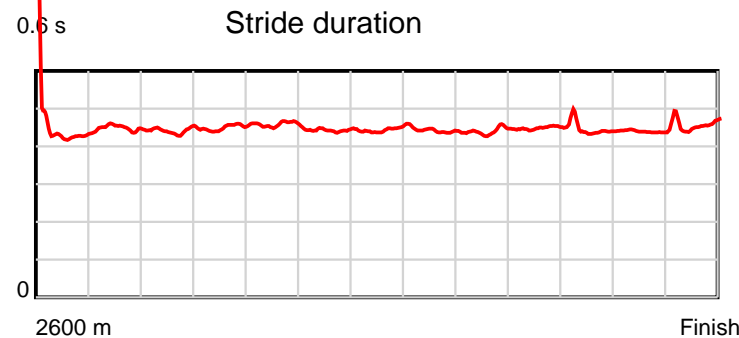
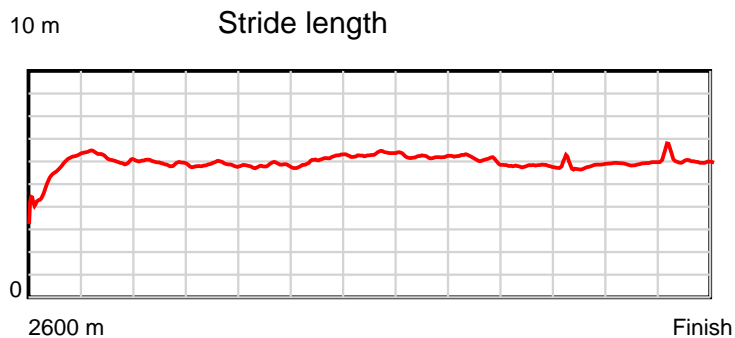
Disclaimer.

HRNZ and NZMTC and Thoroughbred Ratings Pty Ltd accepts no responsibility for the completeness or accuracy of any of the information contained herein, and makes no representations about its suitability for any particular purpose. Users should make their own judgements about those matters and/or seek independent advice. You assume all risks associated with use of the data provided on this page.

Race Results

April 05, 2019, Race 2, , Distance 2600m, Addington - Survey 3200m

Result	TAB no.	Horse (Barrier)	2200m to	2000m to	1800m to	1600m to	1400m to	1200m to	1000m to	800m to	600m to	400m to	200m to	Total or	Margin
10th	14	Nurburgring (14)	2000m	1800m	1600m	1400m	1200m	1000m	800m	600m	400m	200m	WP	Average	
		Position in running (margin)	11(17.5)	12(14.4)	13(15.8)	11(14.9)	10(11.5)	11(8.3)	10(9.4)	10(9.6)	10(10.7)	10(12.4)	10(14.9)		18.50
		Sectional time (s)	14.99	15.42	16.00	14.69	14.09	14.50	14.75	15.59	15.73	15.26	15.15		
		Cumulative time (s)	166.17	151.18	135.76	119.76	105.07	90.98	76.48	61.73	46.14	30.41	15.15	3:18.91	
		Speed (m/s)	13.34	12.97	12.50	13.61	14.19	13.79	13.56	12.83	12.71	13.11	13.20	13.07	
		Stride length (m)	5.90	5.82	5.73	6.02	6.30	6.10	5.97	5.75	5.64	5.79	6.02	5.88	
		Stride duration (s)	0.442	0.449	0.458	0.442	0.444	0.443	0.440	0.448	0.444	0.442	0.456	0.450	
		Stride efficiency (%)	54.31	52.94	51.29	56.60	61.99	58.22	55.69	51.62	49.70	52.46	56.72	54.00	
		Stride count	33.92	34.36	34.91	33.23	31.75	32.77	33.50	34.80	35.46	34.52	33.20	442.30	



Note: Horizontal distance axis grid lines are 200m furlongs.

Disclaimer.

HRNZ and NZMTC and Thoroughbred Ratings Pty Ltd accepts no responsibility for the completeness or accuracy of any of the information contained herein, and makes no representations about its suitability for any particular purpose. Users should make their own judgements about those matters and/or seek independent advice. You assume all risks associated with use of the data provided on this page.



Race Results



April 05, 2019, Race 2, , Distance 2600m, Addington - Survey 3200m

Result	TAB no.	Horse (Barrier)	2600 to	2400m to
11th	9	Just Ben (9)	2400m	2200m
		Position in running (margin)	-	1(0.0)
		Sectional time (s)	15.53	14.28
		Cumulative time (s)	201.50	185.97
		Speed (m/s)	12.88	14.01
		Stride length (m)	5.51	6.17
		Stride duration (s)	0.412	0.440
		Stride efficiency (%)	47.37	59.41
		Stride count	36.32	32.44

Disclaimer.

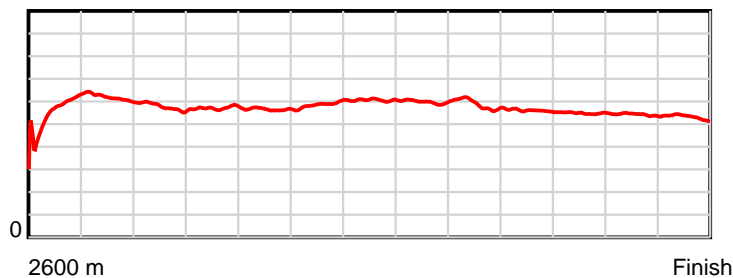
HRNZ and NZMTC and Thoroughbred Ratings Pty Ltd accepts no responsibility for the completeness or accuracy of any of the information contained herein, and makes no representations about its suitability for any particular purpose. Users should make their own judgements about those matters and/or seek independent advice. You assume all risks associated with use of the data provided on this page.

Race Results

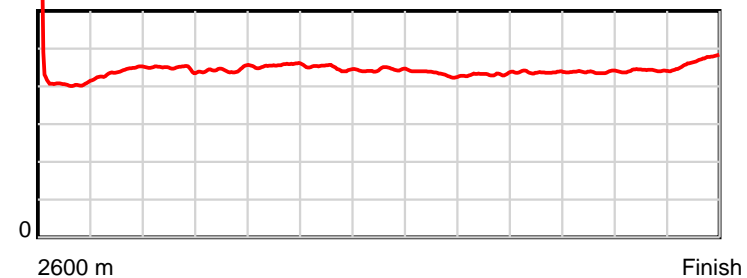
April 05, 2019, Race 2, , Distance 2600m, Addington - Survey 3200m

Result	TAB no.	Horse (Barrier)	2200m to	2000m to	1800m to	1600m to	1400m to	1200m to	1000m to	800m to	600m to	400m to	200m to	Total or	Margin
11th	9	Just Ben (9)	2000m	1800m	1600m	1400m	1200m	1000m	800m	600m	400m	200m	WP	Average	
		Position in running (margin)	1(0.0)	1(0.0)	2(2.0)	2(2.6)	2(2.3)	3(2.2)	3(2.0)	3(2.6)	4(3.4)	8(7.6)	11(16.2)		32.90
		Sectional time (s)	15.51	15.52	16.25	15.20	14.61	14.29	14.83	15.54	16.14	16.27	17.53		
		Cumulative time (s)	171.69	156.18	140.66	124.41	109.21	94.60	80.31	65.48	49.94	33.80	17.53	3:21.50	
		Speed (m/s)	12.89	12.89	12.31	13.16	13.69	14.00	13.49	12.87	12.39	12.29	11.41	12.90	
		Stride length (m)	5.78	5.72	5.61	5.91	6.08	6.07	5.83	5.63	5.43	5.43	5.34	5.72	
		Stride duration (s)	0.448	0.444	0.456	0.449	0.444	0.433	0.432	0.437	0.438	0.442	0.468	0.443	
		Stride efficiency (%)	52.18	51.14	49.23	54.58	57.72	57.50	53.07	49.45	46.09	46.04	44.51	51.10	
		Stride count	34.61	34.96	35.63	33.84	32.91	32.97	34.32	35.55	36.83	36.84	37.47	454.69	

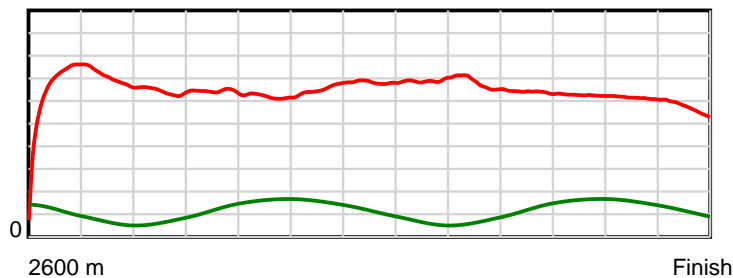
10 m Stride length



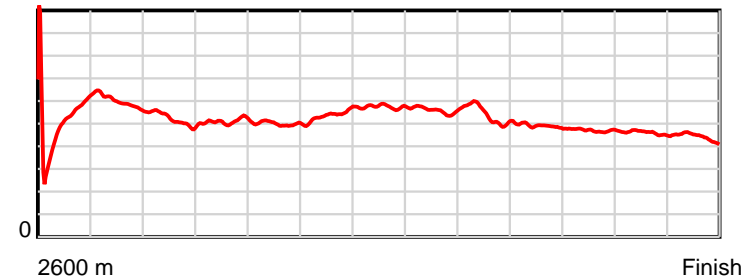
0.5 s Stride duration



20 m/sec Speed



100 % Stride efficiency



Note: Horizontal distance axis grid lines are 200m furlongs.

Disclaimer.

HRNZ and NZMTC and Thoroughbred Ratings Pty Ltd accepts no responsibility for the completeness or accuracy of any of the information contained herein, and makes no representations about its suitability for any particular purpose. Users should make their own judgements about those matters and/or seek independent advice. You assume all risks associated with use of the data provided on this page.



Race Results



April 05, 2019, Race 2, , Distance 2600m, Addington - Survey 3200m

Result	TAB no.	Horse (Barrier)	2600 to	2400m to
12th	16	Possente Caval... (0)	2400m	2200m
		Position in running (margin)	-	8(9.2)
		Sectional time (s)	16.93	14.46
		Cumulative time (s)	204.60	187.67
		Speed (m/s)	11.81	13.83
		Stride length (m)	5.84	6.24
		Stride duration (s)	0.423	0.451
		Stride efficiency (%)	53.21	60.77
		Stride count	34.27	32.07

Disclaimer.

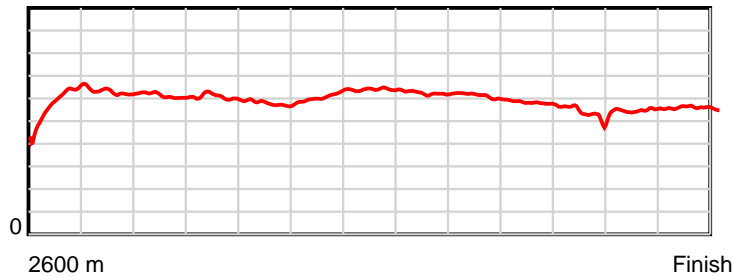
HRNZ and NZMTC and Thoroughbred Ratings Pty Ltd accepts no responsibility for the completeness or accuracy of any of the information contained herein, and makes no representations about its suitability for any particular purpose. Users should make their own judgements about those matters and/or seek independent advice. You assume all risks associated with use of the data provided on this page.

Race Results

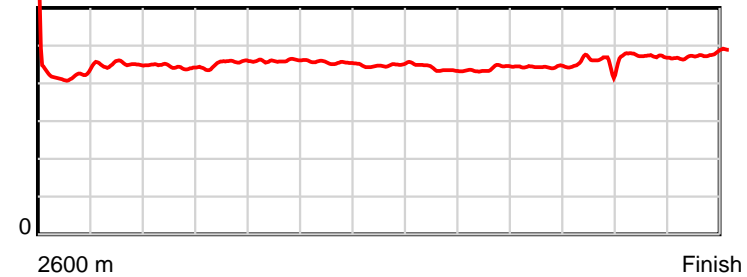
April 05, 2019, Race 2, , Distance 2600m, Addington - Survey 3200m

Result	TAB no.	Horse (Barrier)	2200m to	2000m to	1800m to	1600m to	1400m to	1200m to	1000m to	800m to	600m to	400m to	200m to	Total or	Margin
12th	16	Possente Caval... (0)	2000m	1800m	1600m	1400m	1200m	1000m	800m	600m	400m	200m	WP	Average	
		Position in running (margin)	7(10.3)	8(6.7)	7(6.2)	7(9.2)	7(8.5)	6(5.4)	6(4.6)	6(5.9)	6(6.5)	12(23.2)	13(39.2)		50.10
		Sectional time (s)	14.91	15.10	16.67	15.13	14.11	14.18	14.94	15.51	18.22	17.51	16.93		
		Cumulative time (s)	173.21	158.30	143.20	126.53	111.40	97.29	83.11	68.17	52.66	34.44	16.93	3:24.60	
		Speed (m/s)	13.41	13.25	12.00	13.22	14.17	14.10	13.39	12.89	10.98	11.42	11.81	12.71	
		Stride length (m)	5.96	6.00	5.52	6.01	6.35	6.18	5.89	5.71	5.03	5.39	5.65	5.81	
		Stride duration (s)	0.444	0.453	0.460	0.455	0.448	0.438	0.440	0.443	0.458	0.472	0.478	0.457	
		Stride efficiency (%)	55.50	56.20	47.69	56.45	63.04	59.77	54.26	51.02	39.54	45.35	49.86	52.68	
		Stride count	33.56	33.35	36.20	33.28	31.49	32.34	33.94	35.00	39.76	37.13	35.41	447.80	

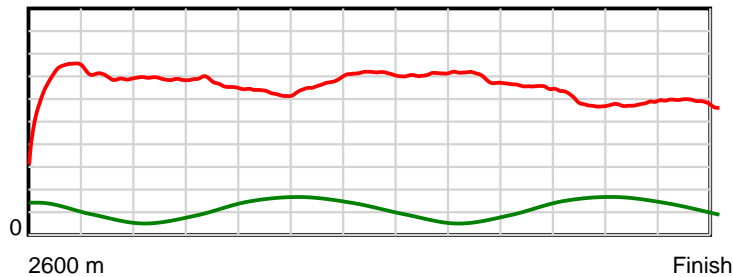
10 m Stride length



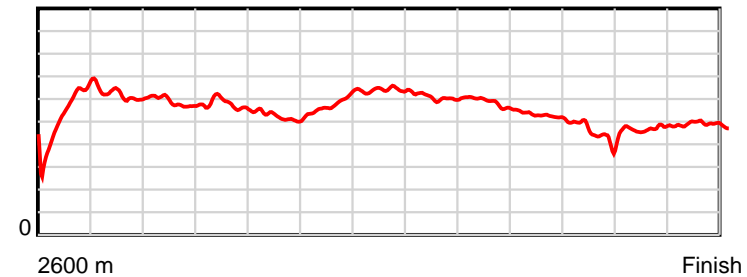
0.6 s Stride duration



20 m/sec Speed



100 % Stride efficiency



Note: Horizontal distance axis grid lines are 200m furlongs.

Disclaimer.

HRNZ and NZMTC and Thoroughbred Ratings Pty Ltd accepts no responsibility for the completeness or accuracy of any of the information contained herein, and makes no representations about its suitability for any particular purpose. Users should make their own judgements about those matters and/or seek independent advice. You assume all risks associated with use of the data provided on this page.



Race Results



April 05, 2019, Race 2, , Distance 2600m, Addington - Survey 3200m

Result	TAB no.	Horse (Barrier)	2600 to	2400m to
13th	13	Raksbet (13)	2400m	2200m
		Position in running (margin)	-	14(20.6)
		Sectional time (s)	18.92	14.16
		Cumulative time (s)	205.01	186.09
		Speed (m/s)	10.57	14.12
		Stride length (m)	5.46	6.39
		Stride duration (s)	0.443	0.452
		Stride efficiency (%)	46.53	63.80
		Stride count	36.65	31.30

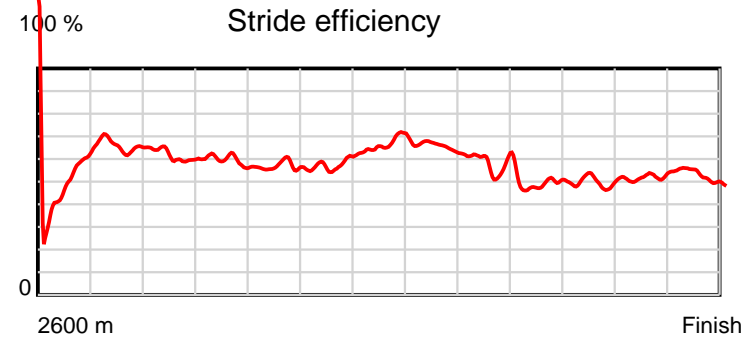
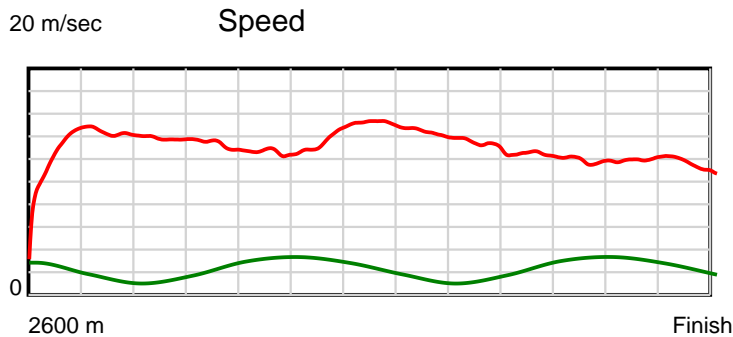
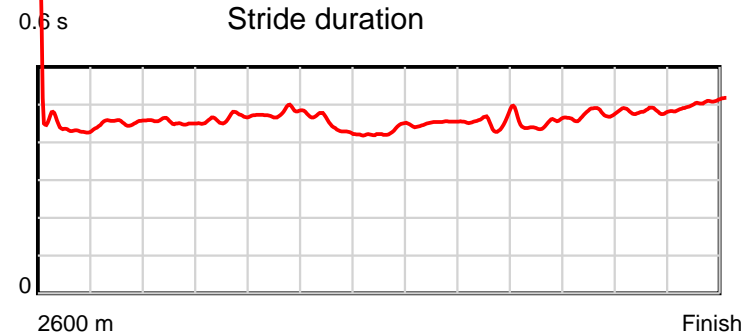
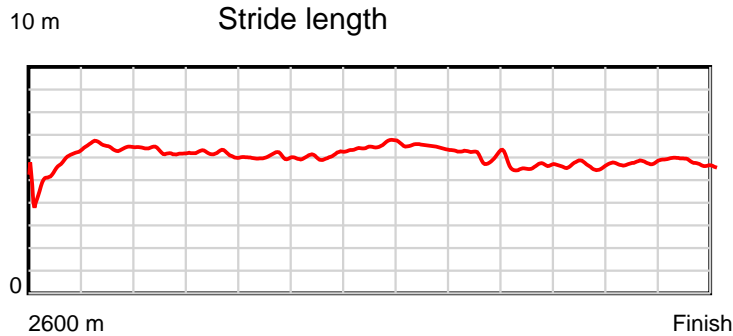
Disclaimer.

HRNZ and NZMTC and Thoroughbred Ratings Pty Ltd accepts no responsibility for the completeness or accuracy of any of the information contained herein, and makes no representations about its suitability for any particular purpose. Users should make their own judgements about those matters and/or seek independent advice. You assume all risks associated with use of the data provided on this page.

Race Results

April 05, 2019, Race 2, , Distance 2600m, Addington - Survey 3200m

Result	TAB no.	Horse (Barrier)	2200m to	2000m to	1800m to	1600m to	1400m to	1200m to	1000m to	800m to	600m to	400m to	200m to	Total or	Margin
13th	13	Raksbet (13)	2000m	1800m	1600m	1400m	1200m	1000m	800m	600m	400m	200m	WP	Average	
		Position in running (margin)	13(19.9)	13(16.0)	12(15.4)	13(16.1)	12(14.6)	8(6.2)	8(6.3)	11(11.8)	13(16.2)	13(26.2)	12(37.2)		52.30
		Sectional time (s)	14.86	15.09	16.27	15.01	13.23	14.32	15.65	16.15	17.11	16.66	17.58		
		Cumulative time (s)	171.93	157.07	141.98	125.71	110.70	97.47	83.15	67.50	51.35	34.24	17.58	3:25.01	
		Speed (m/s)	13.46	13.25	12.29	13.32	15.12	13.97	12.78	12.38	11.69	12.00	11.38	12.68	
		Stride length (m)	6.10	6.16	5.88	5.95	6.50	6.31	5.85	5.58	5.58	5.78	5.76	5.93	
		Stride duration (s)	0.453	0.465	0.478	0.446	0.430	0.452	0.458	0.450	0.477	0.482	0.506	0.467	
		Stride efficiency (%)	58.20	59.30	54.00	55.27	66.10	62.21	53.46	48.59	48.59	52.28	51.77	54.93	
		Stride count	32.77	32.47	34.02	33.63	30.75	31.70	34.19	35.87	35.87	34.58	34.75	438.55	



Note: Horizontal distance axis grid lines are 200m furlongs.

Disclaimer.

HRNZ and NZMTC and Thoroughbred Ratings Pty Ltd accepts no responsibility for the completeness or accuracy of any of the information contained herein, and makes no representations about its suitability for any particular purpose. Users should make their own judgements about those matters and/or seek independent advice. You assume all risks associated with use of the data provided on this page.



Race Results



April 05, 2019, Race 2, , Distance 2600m, Addington - Survey 3200m

Result	TAB no.	Horse (Barrier)	2600 to	2400m to
14th	4	Senorita Marga... (4)	2400m	2200m
		Position in running (margin)	-	15(25.2)
		Sectional time (s)	19.58	14.55
		Cumulative time (s)	213.47	193.89
		Speed (m/s)	10.22	13.75
		Stride length (m)	5.03	6.49
		Stride duration (s)	0.472	0.472
		Stride efficiency (%)	39.58	65.72
		Stride count	39.74	30.84

Disclaimer.

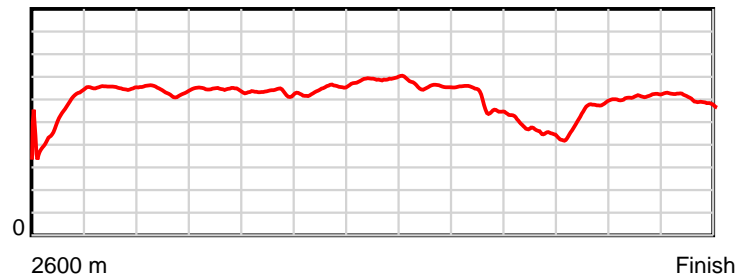
HRNZ and NZMTC and Thoroughbred Ratings Pty Ltd accepts no responsibility for the completeness or accuracy of any of the information contained herein, and makes no representations about its suitability for any particular purpose. Users should make their own judgements about those matters and/or seek independent advice. You assume all risks associated with use of the data provided on this page.

Race Results

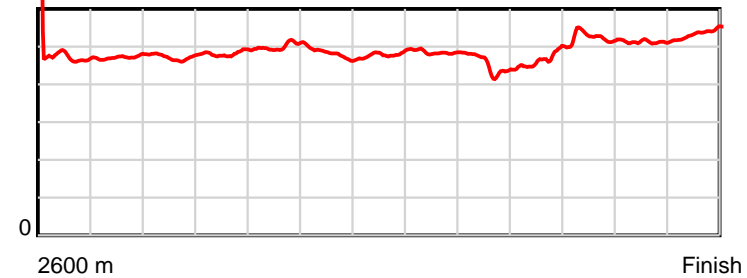
April 05, 2019, Race 2, , Distance 2600m, Addington - Survey 3200m

Result	TAB no.	Horse (Barrier)	2200m to	2000m to	1800m to	1600m to	1400m to	1200m to	1000m to	800m to	600m to	400m to	200m to	Total or	Margin
14th	4	Senorita Marga... (4)	2000m	1800m	1600m	1400m	1200m	1000m	800m	600m	400m	200m	WP	Average	
		Position in running (margin)	15(26.8)	15(22.7)	15(20.6)	15(20.4)	14(18.2)	14(13.7)	14(15.3)	14(18.0)	14(43.0)	14(71.5)	14(84.9)		99.40
		Sectional time (s)	14.83	14.83	16.13	14.89	13.87	14.60	15.17	19.57	20.20	17.07	18.18		
		Cumulative time (s)	179.34	164.51	149.68	133.55	118.66	104.79	90.19	75.02	55.45	35.25	18.18	3:33.47	
		Speed (m/s)	13.49	13.49	12.40	13.43	14.42	13.70	13.18	10.22	9.90	11.72	11.00	12.18	
		Stride length (m)	6.36	6.49	6.22	6.45	6.91	6.64	5.93	4.77	5.19	6.00	5.93	5.96	
		Stride duration (s)	0.472	0.481	0.501	0.481	0.479	0.485	0.450	0.467	0.524	0.512	0.539	0.489	
		Stride efficiency (%)	63.23	65.86	60.38	65.09	74.61	68.89	55.00	35.58	42.09	56.26	54.92	55.50	
		Stride count	31.44	30.81	32.17	30.99	28.94	30.12	33.71	41.91	38.54	33.33	33.74	436.28	

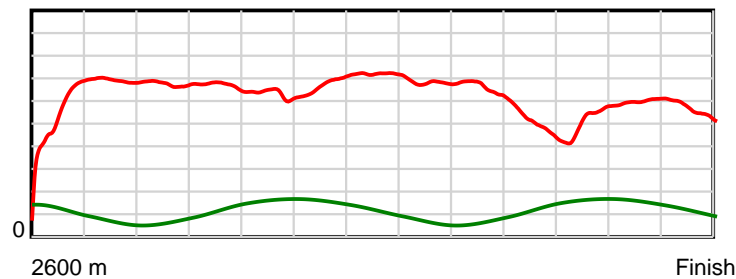
10 m Stride length



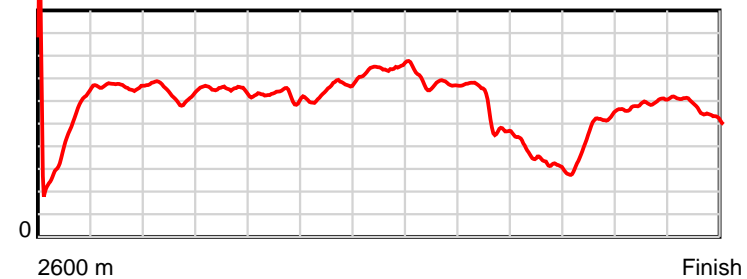
0.6 s Stride duration



20 m/sec Speed



100 % Stride efficiency



Note: Horizontal distance axis grid lines are 200m furlongs.

Disclaimer.

HRNZ and NZMTC and Thoroughbred Ratings Pty Ltd accepts no responsibility for the completeness or accuracy of any of the information contained herein, and makes no representations about its suitability for any particular purpose. Users should make their own judgements about those matters and/or seek independent advice. You assume all risks associated with use of the data provided on this page.



Race Results



April 05, 2019, Race 2, , Distance 2600m, Addington - Survey 3200m

Result	TAB no.	Horse (Barrier)	2600 to	2400m to
15th	10	Magical Mellis... (10)	2400m	2200m
		Position in running (margin)	-	7(9.1)
		Sectional time (s)	16.76	14.73
		Cumulative time (s)	214.48	197.72
		Speed (m/s)	11.93	13.58
		Stride length (m)	5.63	5.85
		Stride duration (s)	0.459	0.431
		Stride efficiency (%)	49.56	53.50
		Stride count	35.51	34.18

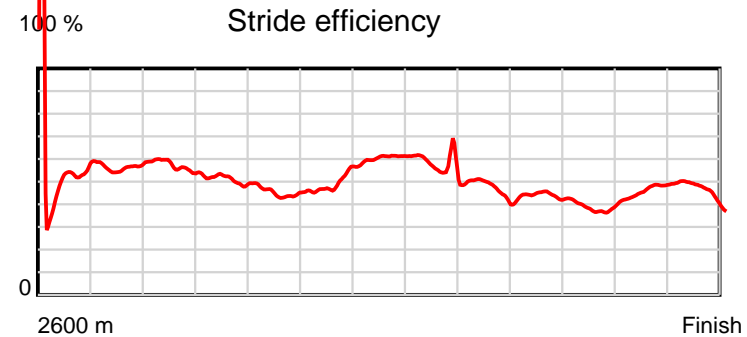
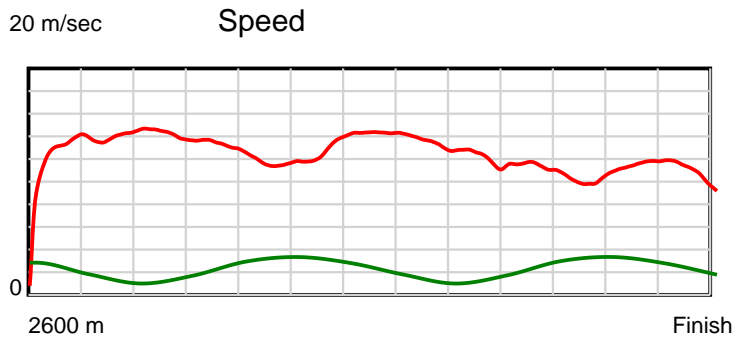
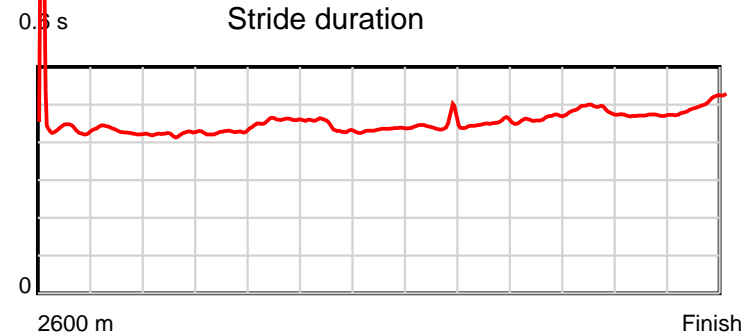
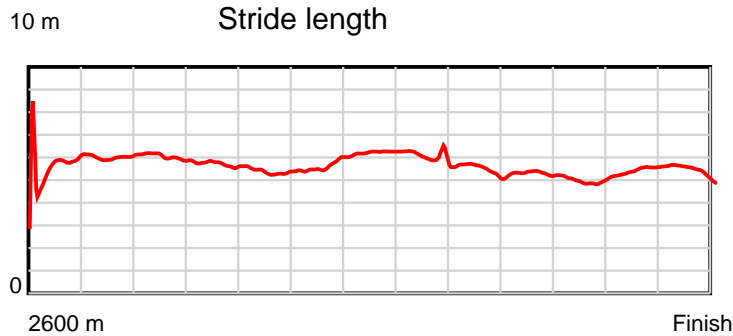
Disclaimer.

HRNZ and NZMTC and Thoroughbred Ratings Pty Ltd accepts no responsibility for the completeness or accuracy of any of the information contained herein, and makes no representations about its suitability for any particular purpose. Users should make their own judgements about those matters and/or seek independent advice. You assume all risks associated with use of the data provided on this page.

Race Results

April 05, 2019, Race 2, , Distance 2600m, Addington - Survey 3200m

Result	TAB no.	Horse (Barrier)	2200m to	2000m to	1800m to	1600m to	1400m to	1200m to	1000m to	800m to	600m to	400m to	200m to	Total or	Margin
15th	10	Magical Mellis... (10)	2000m	1800m	1600m	1400m	1200m	1000m	800m	600m	400m	200m	WP	Average	
		Position in running (margin)	8(11.8)	6(5.9)	5(5.4)	12(15.5)	15(21.0)	15(17.4)	15(20.5)	15(32.3)	15(45.6)	15(71.8)	15(86.4)		105.00
		Sectional time (s)	14.53	15.10	17.85	16.17	14.02	14.85	16.69	17.61	19.82	17.27	19.08		
		Cumulative time (s)	182.99	168.46	153.36	135.51	119.34	105.32	90.47	73.78	56.17	36.35	19.08	3:34.48	
		Speed (m/s)	13.76	13.25	11.20	12.37	14.27	13.47	11.98	11.36	10.09	11.58	10.48	12.12	
		Stride length (m)	5.82	5.67	5.13	5.46	6.22	6.00	5.41	5.30	4.92	5.46	5.30	5.53	
		Stride duration (s)	0.423	0.428	0.458	0.442	0.436	0.446	0.452	0.467	0.488	0.471	0.506	0.456	
		Stride efficiency (%)	52.94	50.18	41.20	46.65	60.47	56.29	45.76	43.90	37.82	46.61	43.96	47.81	
		Stride count	34.36	35.29	38.95	36.60	32.15	33.32	36.96	37.73	40.65	36.62	37.71	470.03	



Note: Horizontal distance axis grid lines are 200m furlongs.

Disclaimer.

HRNZ and NZMTC and Thoroughbred Ratings Pty Ltd accepts no responsibility for the completeness or accuracy of any of the information contained herein, and makes no representations about its suitability for any particular purpose. Users should make their own judgements about those matters and/or seek independent advice. You assume all risks associated with use of the data provided on this page.



Race Results



April 05, 2019, Race 3, INKWISSE NEW ZEALAND TROTTERING DERBY (MOBILE TROT), Distance 2600m, Addington - Survey 3200m

Result	TAB no.	Horse (Barrier)	2600 to	2400m to
1st	1	Lotamuscle (1)	2400m	2200m
		Position in running (margin)	-	5(3.4)
		Sectional time (s)	13.69	15.70
		Cumulative time (s)	200.56	186.87
		Speed (m/s)	14.61	12.74
		Stride length (m)	6.39	6.20
		Stride duration (s)	0.434	0.487
		Stride efficiency (%)	63.86	60.07
		Stride count	31.29	32.26

Disclaimer.

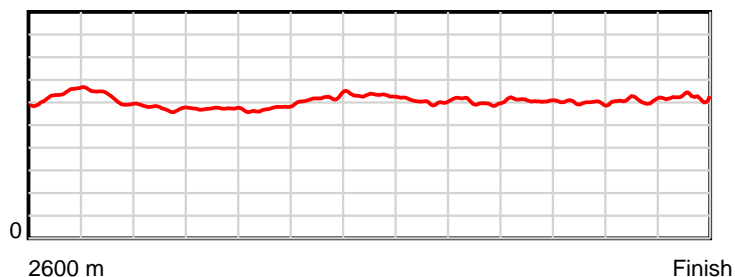
HRNZ and NZMTC and Thoroughbred Ratings Pty Ltd accepts no responsibility for the completeness or accuracy of any of the information contained herein, and makes no representations about its suitability for any particular purpose. Users should make their own judgements about those matters and/or seek independent advice. You assume all risks associated with use of the data provided on this page.

Race Results

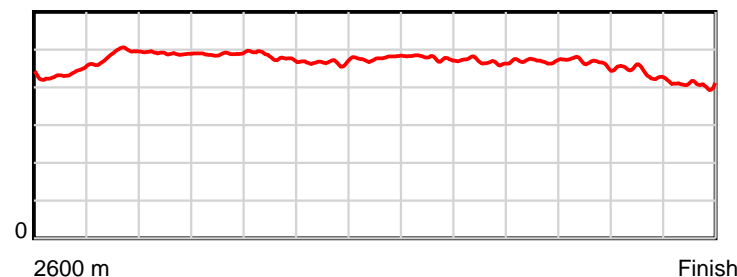
April 05, 2019, Race 3, INKWIS NEW ZEALAND TROTTING DERBY (MOBILE TROT), Distance 2600m, Addington - Survey 3200m

Result	TAB no.	Horse (Barrier)	2200m to	2000m to	1800m to	1600m to	1400m to	1200m to	1000m to	800m to	600m to	400m to	200m to	Total or	Margin
1st	1	Lotamuscle (1)	2000m	1800m	1600m	1400m	1200m	1000m	800m	600m	400m	200m	WP	Average	
		Position in running (margin)	3(4.3)	3(4.6)	3(4.2)	3(5.3)	3(4.2)	4(4.0)	4(4.0)	4(4.5)	5(4.2)	4(4.5)	3(4.0)		0.00
		Sectional time (s)	16.99	17.00	16.94	15.19	15.20	15.82	15.53	15.47	15.57	14.45	13.01		
		Cumulative time (s)	171.17	154.18	137.18	120.24	105.05	89.85	74.03	58.50	43.03	27.46	13.01	3:20.56	
		Speed (m/s)	11.77	11.76	11.81	13.17	13.16	12.64	12.88	12.93	12.85	13.84	15.37	12.96	
		Stride length (m)	5.77	5.75	5.69	6.14	6.29	6.04	6.03	6.09	5.98	6.10	6.31	6.05	
		Stride duration (s)	0.490	0.489	0.482	0.467	0.478	0.478	0.468	0.471	0.465	0.441	0.410	0.467	
		Stride efficiency (%)	52.01	51.61	50.58	58.95	61.73	56.96	56.78	57.87	55.82	58.10	62.20	57.21	
		Stride count	34.67	34.80	35.15	32.56	31.82	33.13	33.18	32.87	33.46	32.80	31.70	429.69	

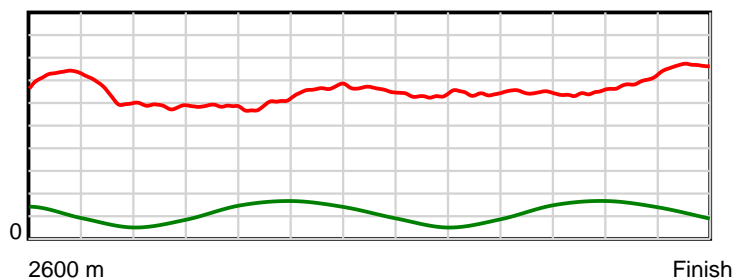
10 m Stride length



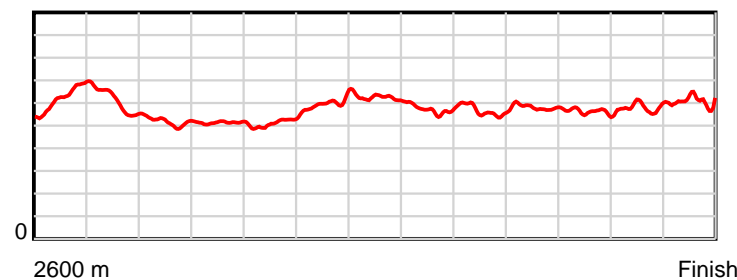
0.6 s Stride duration



20 m/sec Speed



100 % Stride efficiency



Note: Horizontal distance axis grid lines are 200m furlongs.

Disclaimer.

HRNZ and NZMTC and Thoroughbred Ratings Pty Ltd accepts no responsibility for the completeness or accuracy of any of the information contained herein, and makes no representations about its suitability for any particular purpose. Users should make their own judgements about those matters and/or seek independent advice. You assume all risks associated with use of the data provided on this page.



Race Results



April 05, 2019, Race 3, INKWISE NEW ZEALAND TROTting DERBY (MOBILE TROT), Distance 2600m, Addington - Survey 3200m

Result	TAB no.	Horse (Barrier)	2600 to	2400m to
2nd	8	Enhance Your C... (8)	2400m	2200m
		Position in running (margin)	-	1(0.0)
		Sectional time (s)	13.09	15.55
		Cumulative time (s)	200.56	187.47
		Speed (m/s)	15.28	12.86
		Stride length (m)	6.60	6.47
		Stride duration (s)	0.432	0.503
		Stride efficiency (%)	68.04	65.43
		Stride count	30.31	30.91

Disclaimer.

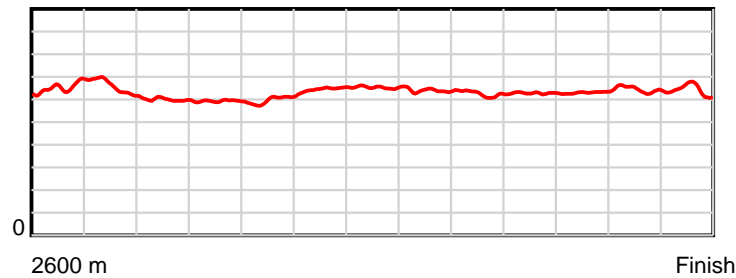
HRNZ and NZMTC and Thoroughbred Ratings Pty Ltd accepts no responsibility for the completeness or accuracy of any of the information contained herein, and makes no representations about its suitability for any particular purpose. Users should make their own judgements about those matters and/or seek independent advice. You assume all risks associated with use of the data provided on this page.

Race Results

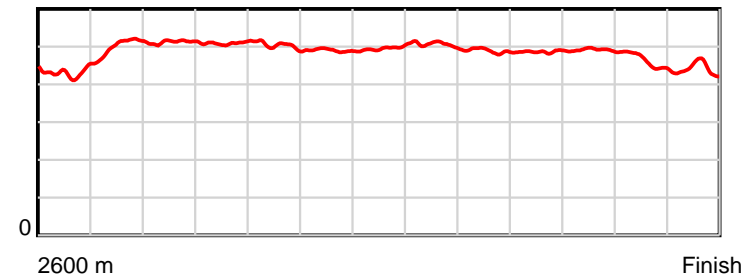
April 05, 2019, Race 3, INKWIS NEW ZEALAND TROTTING DERBY (MOBILE TROT), Distance 2600m, Addington - Survey 3200m

Result	TAB no.	Horse (Barrier)	2200m to	2000m to	1800m to	1600m to	1400m to	1200m to	1000m to	800m to	600m to	400m to	200m to	Total or	Margin
2nd	8	Enhance Your C... (8)	2000m	1800m	1600m	1400m	1200m	1000m	800m	600m	400m	200m	WP	Average	
		Position in running (margin)	1(0.0)	1(0.0)	1(0.0)	1(0.0)	1(0.0)	1(0.0)	1(0.0)	1(0.0)	1(0.0)	1(0.0)	1(0.0)		0.00
		Sectional time (s)	16.93	17.08	16.76	15.39	15.23	15.83	15.45	15.51	15.53	14.52	13.69		
		Cumulative time (s)	171.92	154.99	137.91	121.15	105.76	90.53	74.70	59.25	43.74	28.21	13.69	3:20.56	
		Speed (m/s)	11.81	11.71	11.93	13.00	13.13	12.63	12.94	12.89	12.88	13.77	14.61	12.96	
		Stride length (m)	6.05	5.96	6.01	6.38	6.51	6.39	6.33	6.27	6.32	6.37	6.42	6.31	
		Stride duration (s)	0.512	0.509	0.503	0.491	0.496	0.506	0.489	0.486	0.491	0.463	0.439	0.487	
		Stride efficiency (%)	57.15	55.50	56.43	63.54	66.18	63.87	62.66	61.50	62.51	63.47	64.35	62.19	
		Stride count	33.07	33.56	33.28	31.36	30.73	31.28	31.58	31.88	31.62	31.38	31.17	412.13	

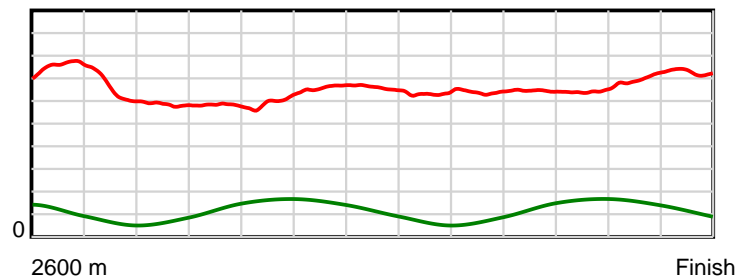
10 m Stride length



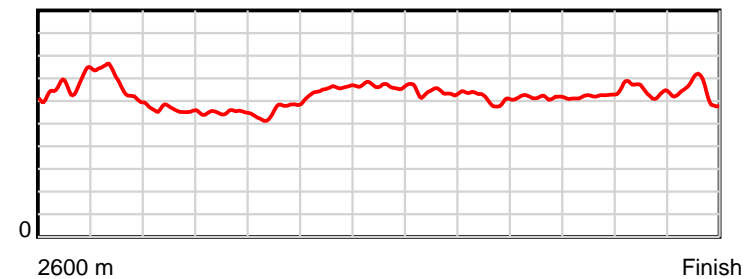
0.6 s Stride duration



20 m/sec Speed



100 % Stride efficiency



Note: Horizontal distance axis grid lines are 200m furlongs.

Disclaimer.

HRNZ and NZMTC and Thoroughbred Ratings Pty Ltd accepts no responsibility for the completeness or accuracy of any of the information contained herein, and makes no representations about its suitability for any particular purpose. Users should make their own judgements about those matters and/or seek independent advice. You assume all risks associated with use of the data provided on this page.



Race Results



April 05, 2019, Race 3, INKWISE NEW ZEALAND TROTting DERBY (MOBILE TROT), Distance 2600m, Addington - Survey 3200m

Result	TAB no.	Horse (Barrier)	2600 to	2400m to
3rd	2	Tricky Ric (2)	2400m	2200m
		Position in running (margin)	-	3(1.7)
		Sectional time (s)	13.21	15.61
		Cumulative time (s)	200.86	187.65
		Speed (m/s)	15.14	12.81
		Stride length (m)	6.43	6.30
		Stride duration (s)	0.429	0.492
		Stride efficiency (%)	64.63	62.10
		Stride count	31.10	31.73

Disclaimer.

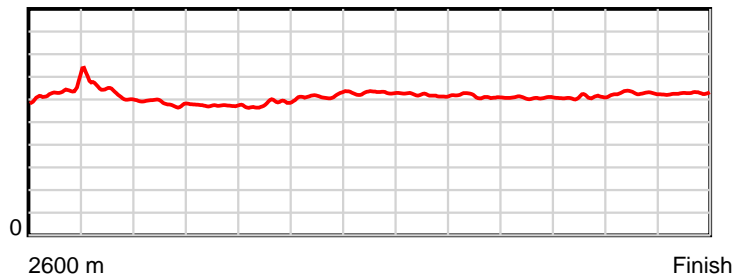
HRNZ and NZMTC and Thoroughbred Ratings Pty Ltd accepts no responsibility for the completeness or accuracy of any of the information contained herein, and makes no representations about its suitability for any particular purpose. Users should make their own judgements about those matters and/or seek independent advice. You assume all risks associated with use of the data provided on this page.

Race Results

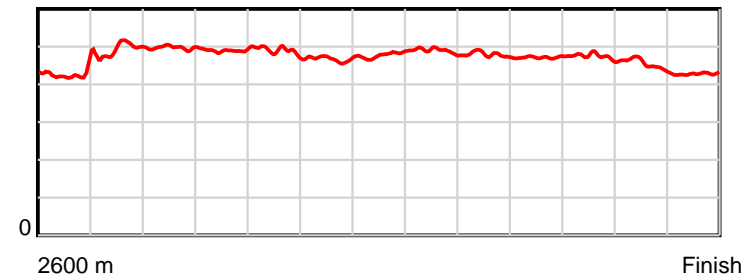
April 05, 2019, Race 3, INKWIS NEW ZEALAND TROTTING DERBY (MOBILE TROT), Distance 2600m, Addington - Survey 3200m

Result	TAB no.	Horse (Barrier)	2200m to	2000m to	1800m to	1600m to	1400m to	1200m to	1000m to	800m to	600m to	400m to	200m to	Total or	Margin
3rd	2	Tricky Ric (2)	2000m	1800m	1600m	1400m	1200m	1000m	800m	600m	400m	200m	WP	Average	
		Position in running (margin)	2(2.1)	2(2.4)	2(2.3)	2(3.2)	2(2.7)	2(2.1)	2(1.7)	2(2.7)	2(2.2)	2(2.6)	2(2.4)		1.70
		Sectional time (s)	16.99	17.06	16.91	15.29	15.14	15.76	15.61	15.42	15.59	14.50	13.77		
		Cumulative time (s)	172.04	155.05	137.99	121.08	105.79	90.65	74.89	59.28	43.86	28.27	13.77	3:20.86	
		Speed (m/s)	11.77	11.72	11.83	13.08	13.21	12.69	12.81	12.97	12.83	13.79	14.52	12.94	
		Stride length (m)	5.85	5.75	5.79	6.12	6.31	6.21	6.14	6.12	6.08	6.26	6.23	6.11	
		Stride duration (s)	0.497	0.490	0.490	0.468	0.478	0.489	0.479	0.471	0.474	0.454	0.429	0.472	
		Stride efficiency (%)	53.46	51.58	52.40	58.49	62.30	60.20	58.84	58.44	57.79	61.15	60.58	58.42	
		Stride count	34.19	34.81	34.54	32.69	31.67	32.22	32.59	32.70	32.89	31.97	32.12	425.22	

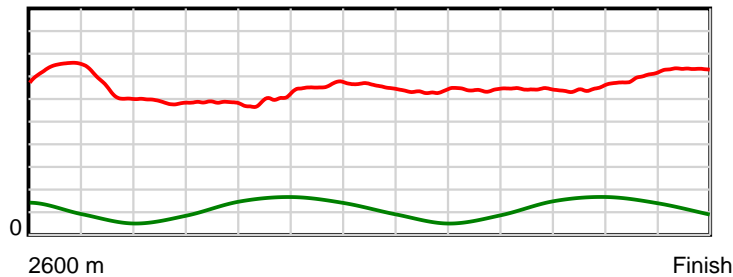
10 m Stride length



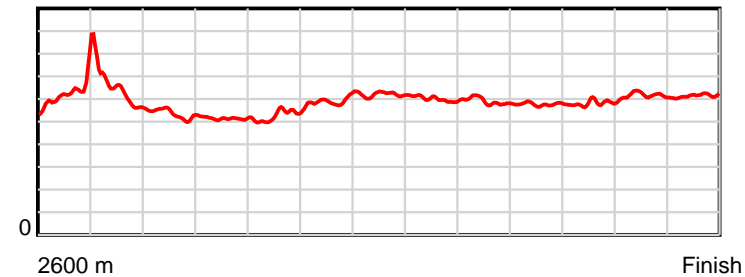
0.6 s Stride duration



20 m/sec Speed



100 % Stride efficiency



Note: Horizontal distance axis grid lines are 200m furlongs.

Disclaimer.

HRNZ and NZMTC and Thoroughbred Ratings Pty Ltd accepts no responsibility for the completeness or accuracy of any of the information contained herein, and makes no representations about its suitability for any particular purpose. Users should make their own judgements about those matters and/or seek independent advice. You assume all risks associated with use of the data provided on this page.



Race Results



April 05, 2019, Race 3, INKWISE NEW ZEALAND TROTting DERBY (MOBILE TROT), Distance 2600m, Addington - Survey 3200m

Result	TAB no.	Horse (Barrier)	2600 to	2400m to
4th	14	Gil Favor (13)	2400m	2200m
		Position in running (margin)	-	10(9.9)
		Sectional time (s)	14.71	15.56
		Cumulative time (s)	201.77	187.06
		Speed (m/s)	13.59	12.85
		Stride length (m)	6.32	6.01
		Stride duration (s)	0.437	0.468
		Stride efficiency (%)	62.34	56.53
		Stride count	31.67	33.25

Disclaimer.

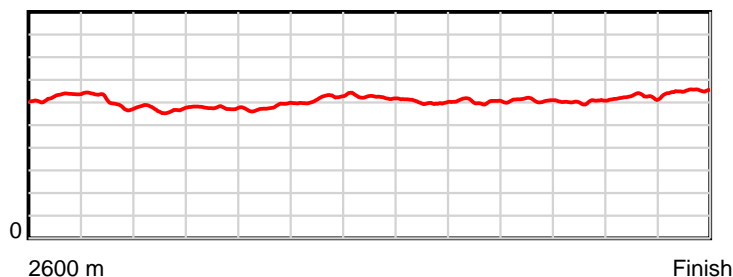
HRNZ and NZMTC and Thoroughbred Ratings Pty Ltd accepts no responsibility for the completeness or accuracy of any of the information contained herein, and makes no representations about its suitability for any particular purpose. Users should make their own judgements about those matters and/or seek independent advice. You assume all risks associated with use of the data provided on this page.

Race Results

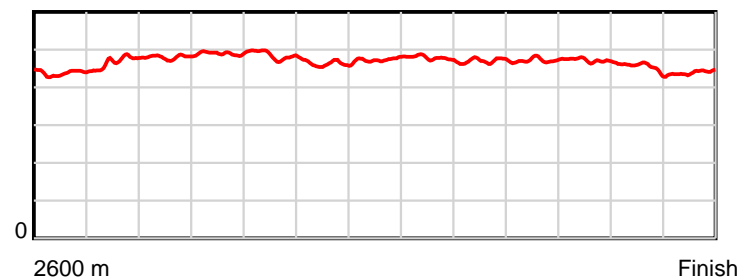
April 05, 2019, Race 3, INKWIS NEW ZEALAND TROTTING DERBY (MOBILE TROT), Distance 2600m, Addington - Survey 3200m

Result	TAB no.	Horse (Barrier)	2200m to	2000m to	1800m to	1600m to	1400m to	1200m to	1000m to	800m to	600m to	400m to	200m to	Total or	Margin
4th	14	Gil Favor (13)	2000m	1800m	1600m	1400m	1200m	1000m	800m	600m	400m	200m	WP	Average	
		Position in running (margin)	7(10.0)	6(9.5)	6(9.2)	9(9.9)	8(8.1)	8(7.8)	9(7.9)	10(8.7)	11(8.1)	11(8.7)	8(8.8)		6.70
		Sectional time (s)	16.85	17.02	16.88	15.08	15.17	15.85	15.59	15.40	15.64	14.54	13.48		
		Cumulative time (s)	171.50	154.65	137.63	120.75	105.67	90.50	74.65	59.06	43.66	28.02	13.48	3:21.77	
		Speed (m/s)	11.87	11.75	11.85	13.26	13.18	12.62	12.83	12.99	12.79	13.76	14.84	12.89	
		Stride length (m)	5.69	5.75	5.75	6.14	6.25	6.03	6.04	6.12	6.03	6.24	6.52	6.06	
		Stride duration (s)	0.480	0.490	0.486	0.463	0.474	0.478	0.471	0.471	0.472	0.453	0.440	0.470	
		Stride efficiency (%)	50.67	51.73	51.73	58.84	61.06	56.77	56.99	58.54	56.90	60.81	66.52	57.41	
		Stride count	35.12	34.76	34.76	32.59	31.99	33.18	33.12	32.68	33.14	32.06	30.65	428.97	

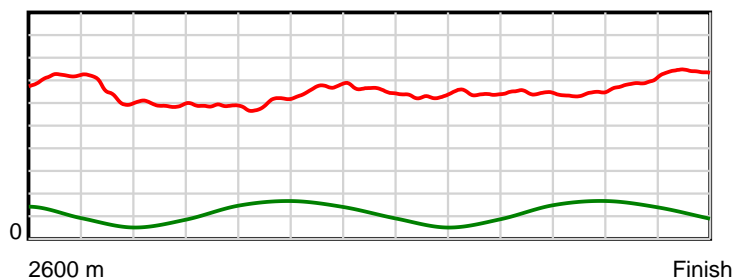
10 m Stride length



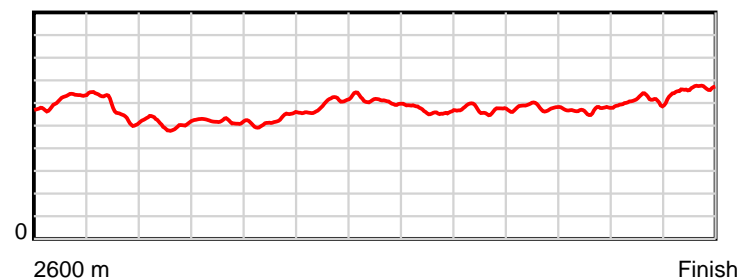
0.6 s Stride duration



20 m/sec Speed



100 % Stride efficiency



Note: Horizontal distance axis grid lines are 200m furlongs.

Disclaimer.

HRNZ and NZMTC and Thoroughbred Ratings Pty Ltd accepts no responsibility for the completeness or accuracy of any of the information contained herein, and makes no representations about its suitability for any particular purpose. Users should make their own judgements about those matters and/or seek independent advice. You assume all risks associated with use of the data provided on this page.



Race Results



April 05, 2019, Race 3, INKWISE NEW ZEALAND TROTting DERBY (MOBILE TROT), Distance 2600m, Addington - Survey 3200m

Result	TAB no.	Horse (Barrier)	2600 to	2400m to
5th	15	One Apollo (0)	2400m	2200m
		Position in running (margin)	-	14(13.5)
		Sectional time (s)	15.35	16.92
		Cumulative time (s)	201.81	186.46
		Speed (m/s)	13.03	11.82
		Stride length (m)	6.58	5.95
		Stride duration (s)	0.479	0.503
		Stride efficiency (%)	67.57	55.37
		Stride count	30.42	33.60

Disclaimer.

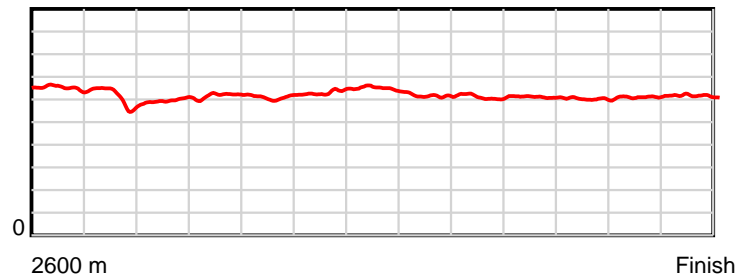
HRNZ and NZMTC and Thoroughbred Ratings Pty Ltd accepts no responsibility for the completeness or accuracy of any of the information contained herein, and makes no representations about its suitability for any particular purpose. Users should make their own judgements about those matters and/or seek independent advice. You assume all risks associated with use of the data provided on this page.

Race Results

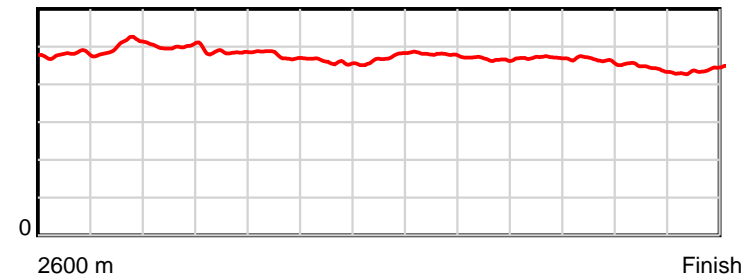
April 05, 2019, Race 3, INKWIS NEW ZEALAND TROTTING DERBY (MOBILE TROT), Distance 2600m, Addington - Survey 3200m

Result	TAB no.	Horse (Barrier)	2200m to	2000m to	1800m to	1600m to	1400m to	1200m to	1000m to	800m to	600m to	400m to	200m to	Total or	Margin
5th	15	One Apollo (0)	2000m	1800m	1600m	1400m	1200m	1000m	800m	600m	400m	200m	WP	Average	
		Position in running (margin)	14(21.7)	14(21.5)	11(13.3)	7(9.2)	6(6.6)	3(3.1)	3(2.5)	3(3.0)	3(2.5)	3(3.5)	4(4.1)		6.90
		Sectional time (s)	16.90	15.73	16.07	14.95	14.65	15.72	15.53	15.44	15.69	14.63	14.23		
		Cumulative time (s)	169.54	152.64	136.91	120.84	105.89	91.24	75.52	59.99	44.55	28.86	14.23	3:21.81	
		Speed (m/s)	11.83	12.71	12.45	13.38	13.65	12.72	12.88	12.95	12.75	13.67	14.05	12.88	
		Stride length (m)	5.93	6.17	5.94	6.14	6.43	6.10	6.02	6.09	5.91	6.05	6.16	6.11	
		Stride duration (s)	0.501	0.485	0.477	0.459	0.471	0.479	0.467	0.470	0.464	0.442	0.438	0.474	
		Stride efficiency (%)	54.98	59.50	55.12	58.97	64.61	58.10	56.54	57.99	54.63	57.16	59.30	58.28	
		Stride count	33.72	32.41	33.68	32.56	31.10	32.80	33.25	32.83	33.82	33.07	32.47	425.73	

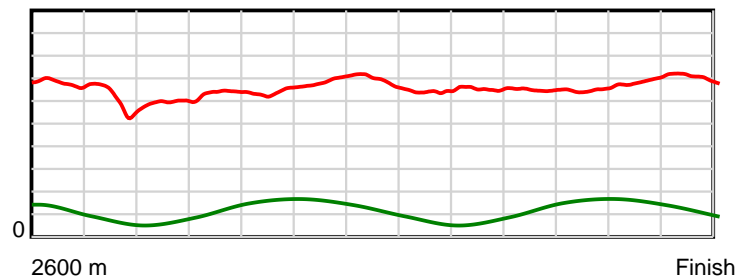
10 m Stride length



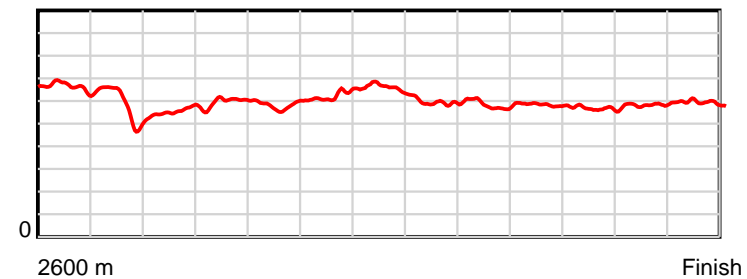
0.6 s Stride duration



20 m/sec Speed



100 % Stride efficiency



Note: Horizontal distance axis grid lines are 200m furlongs.

Disclaimer.

HRNZ and NZMTC and Thoroughbred Ratings Pty Ltd accepts no responsibility for the completeness or accuracy of any of the information contained herein, and makes no representations about its suitability for any particular purpose. Users should make their own judgements about those matters and/or seek independent advice. You assume all risks associated with use of the data provided on this page.



Race Results



April 05, 2019, Race 3, INKWIS NEW ZEALAND TROTting DERBY (MOBILE TROT), Distance 2600m, Addington - Survey 3200m

Result	TAB no.	Horse (Barrier)	2600 to	2400m to
6th	9	Overzealous (9)	2400m	2200m
		Position in running (margin)	-	12(11.5)
		Sectional time (s)	14.97	16.74
		Cumulative time (s)	202.13	187.16
		Speed (m/s)	13.36	11.95
		Stride length (m)	6.35	5.78
		Stride duration (s)	0.473	0.484
		Stride efficiency (%)	62.95	52.18
		Stride count	31.51	34.61

Disclaimer.

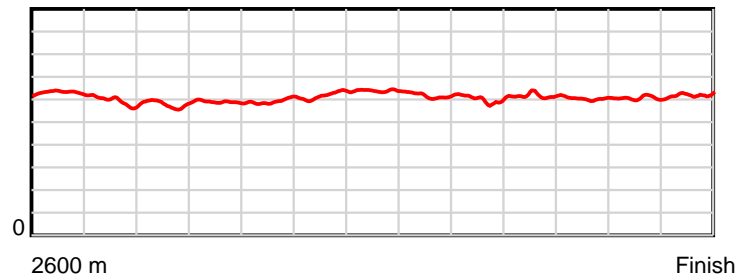
HRNZ and NZMTC and Thoroughbred Ratings Pty Ltd accepts no responsibility for the completeness or accuracy of any of the information contained herein, and makes no representations about its suitability for any particular purpose. Users should make their own judgements about those matters and/or seek independent advice. You assume all risks associated with use of the data provided on this page.

Race Results

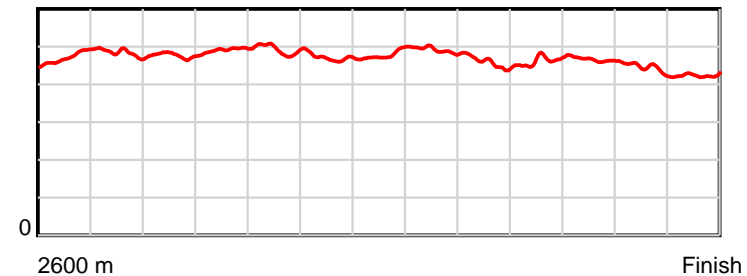
April 05, 2019, Race 3, INKWIS NEW ZEALAND TROTTING DERBY (MOBILE TROT), Distance 2600m, Addington - Survey 3200m

Result	TAB no.	Horse (Barrier)	2200m to	2000m to	1800m to	1600m to	1400m to	1200m to	1000m to	800m to	600m to	400m to	200m to	Total or	Margin
6th	9	Overzealous (9)	2000m	1800m	1600m	1400m	1200m	1000m	800m	600m	400m	200m	WP	Average	
		Position in running (margin)	12(18.7)	11(16.2)	12(14.0)	13(14.1)	12(13.0)	12(11.8)	14(12.0)	14(11.4)	12(8.3)	12(9.6)	11(10.4)		8.70
		Sectional time (s)	16.52	16.71	16.77	15.20	15.03	15.86	15.35	15.00	15.74	14.66	13.58		
		Cumulative time (s)	170.42	153.90	137.19	120.42	105.22	90.19	74.33	58.98	43.98	28.24	13.58	3:22.13	
		Speed (m/s)	12.11	11.97	11.93	13.16	13.31	12.61	13.03	13.33	12.71	13.64	14.73	12.86	
		Stride length (m)	5.77	5.88	5.88	6.19	6.37	6.19	5.97	6.17	5.91	6.04	6.25	6.05	
		Stride duration (s)	0.477	0.491	0.493	0.470	0.479	0.491	0.458	0.463	0.465	0.443	0.425	0.470	
		Stride efficiency (%)	52.08	54.00	54.01	59.85	63.41	59.80	55.70	59.53	54.64	56.95	61.07	57.21	
		Stride count	34.64	34.02	34.02	32.32	31.40	32.33	33.50	32.40	33.82	33.13	31.99	429.69	

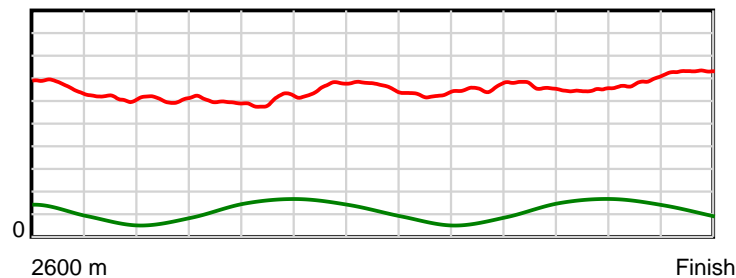
10 m Stride length



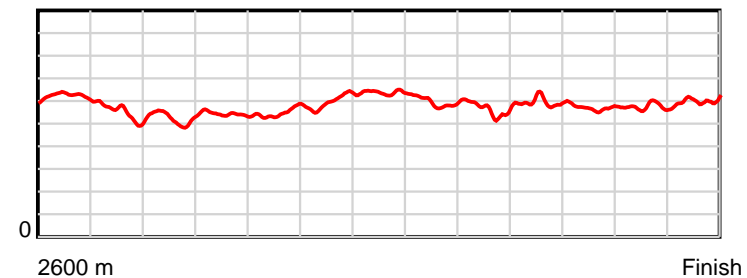
0.6 s Stride duration



20 m/sec Speed



100 % Stride efficiency



Note: Horizontal distance axis grid lines are 200m furlongs.

Disclaimer.

HRNZ and NZMTC and Thoroughbred Ratings Pty Ltd accepts no responsibility for the completeness or accuracy of any of the information contained herein, and makes no representations about its suitability for any particular purpose. Users should make their own judgements about those matters and/or seek independent advice. You assume all risks associated with use of the data provided on this page.



Race Results



April 05, 2019, Race 3, INKWIS NEW ZEALAND TROTting DERBY (MOBILE TROT), Distance 2600m, Addington - Survey 3200m

Result	TAB no.	Horse (Barrier)	2600 to	2400m to
7th	4	Get Lucky (4)	2400m	2200m
		Position in running (margin)	-	2(1.5)
		Sectional time (s)	13.25	16.42
		Cumulative time (s)	202.15	188.90
		Speed (m/s)	15.09	12.18
		Stride length (m)	6.49	5.98
		Stride duration (s)	0.434	0.491
		Stride efficiency (%)	65.79	55.86
		Stride count	30.82	33.45

Disclaimer.

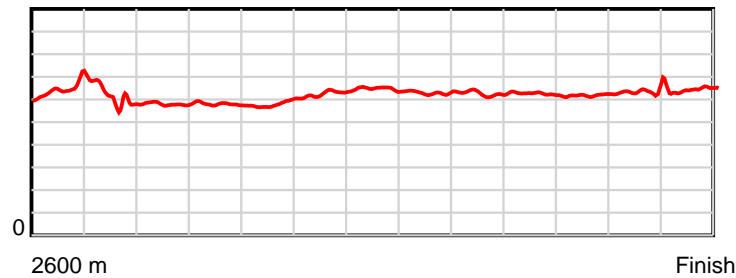
HRNZ and NZMTC and Thoroughbred Ratings Pty Ltd accepts no responsibility for the completeness or accuracy of any of the information contained herein, and makes no representations about its suitability for any particular purpose. Users should make their own judgements about those matters and/or seek independent advice. You assume all risks associated with use of the data provided on this page.

Race Results

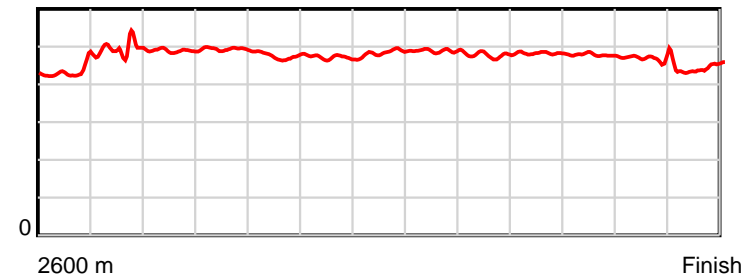
April 05, 2019, Race 3, INKWIS NEW ZEALAND TROTTING DERBY (MOBILE TROT), Distance 2600m, Addington - Survey 3200m

Result	TAB no.	Horse (Barrier)	2200m to	2000m to	1800m to	1600m to	1400m to	1200m to	1000m to	800m to	600m to	400m to	200m to	Total or	Margin
7th	4	Get Lucky (4)	2000m	1800m	1600m	1400m	1200m	1000m	800m	600m	400m	200m	WP	Average	
		Position in running (margin)	4(6.8)	5(8.3)	5(8.2)	6(8.4)	7(7.9)	7(6.8)	7(6.4)	8(6.6)	9(6.4)	9(7.4)	9(9.7)		8.80
		Sectional time (s)	17.18	17.08	16.78	15.32	15.04	15.76	15.48	15.47	15.69	14.90	13.78		
		Cumulative time (s)	172.48	155.30	138.22	121.44	106.12	91.08	75.32	59.84	44.37	28.68	13.78	3:22.15	
		Speed (m/s)	11.64	11.71	11.92	13.05	13.30	12.69	12.92	12.93	12.75	13.42	14.51	12.86	
		Stride length (m)	5.69	5.78	5.67	6.15	6.45	6.20	6.17	6.23	6.08	6.24	6.43	6.11	
		Stride duration (s)	0.489	0.494	0.476	0.471	0.485	0.489	0.478	0.482	0.477	0.465	0.443	0.475	
		Stride efficiency (%)	50.63	52.28	50.22	59.09	65.00	60.11	59.49	60.67	57.78	60.77	64.58	58.31	
		Stride count	35.14	34.58	35.28	32.52	31.01	32.25	32.42	32.10	32.89	32.07	31.11	425.64	

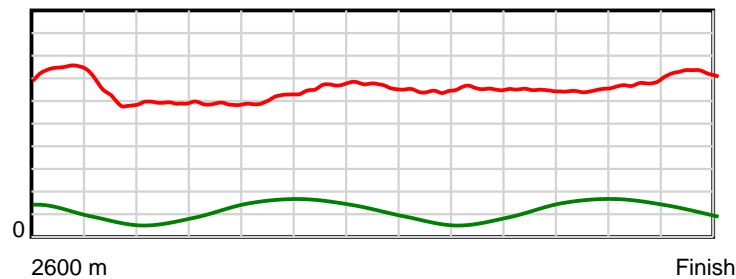
10 m Stride length



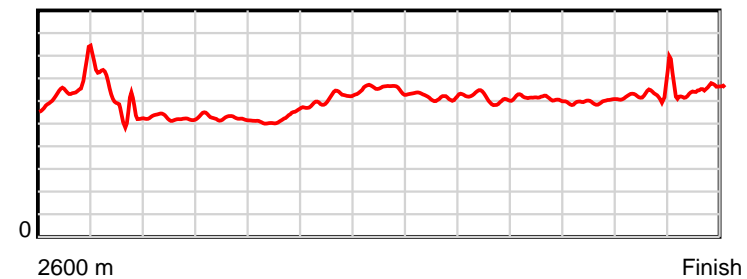
0.6 s Stride duration



20 m/sec Speed



100 % Stride efficiency



Note: Horizontal distance axis grid lines are 200m furlongs.

Disclaimer.

HRNZ and NZMTC and Thoroughbred Ratings Pty Ltd accepts no responsibility for the completeness or accuracy of any of the information contained herein, and makes no representations about its suitability for any particular purpose. Users should make their own judgements about those matters and/or seek independent advice. You assume all risks associated with use of the data provided on this page.



Race Results



April 05, 2019, Race 3, INKWIS NEW ZEALAND TROTting DERBY (MOBILE TROT), Distance 2600m, Addington - Survey 3200m

Result	TAB no.	Horse (Barrier)	2600 to	2400m to
8th	10	Full Noise (10)	2400m	2200m
		Position in running (margin)	-	7(5.4)
		Sectional time (s)	14.08	15.81
		Cumulative time (s)	202.43	188.35
		Speed (m/s)	14.20	12.65
		Stride length (m)	7.41	6.77
		Stride duration (s)	0.502	0.535
		Stride efficiency (%)	85.75	71.60
		Stride count	27.00	29.55

Disclaimer.

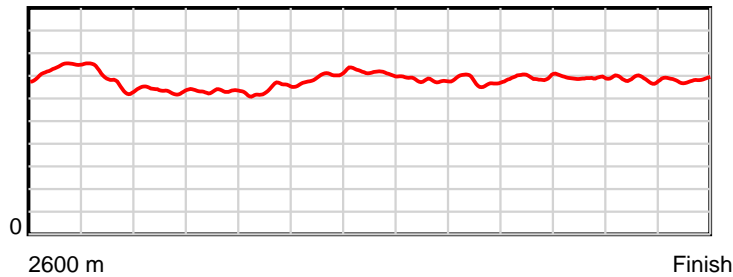
HRNZ and NZMTC and Thoroughbred Ratings Pty Ltd accepts no responsibility for the completeness or accuracy of any of the information contained herein, and makes no representations about its suitability for any particular purpose. Users should make their own judgements about those matters and/or seek independent advice. You assume all risks associated with use of the data provided on this page.

Race Results

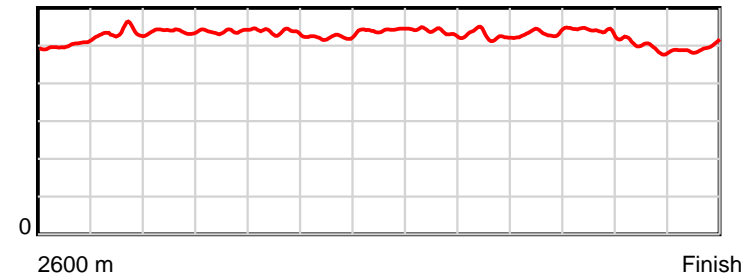
April 05, 2019, Race 3, INKWIS NEW ZEALAND TROTTING DERBY (MOBILE TROT), Distance 2600m, Addington - Survey 3200m

Result	TAB no.	Horse (Barrier)	2200m to	2000m to	1800m to	1600m to	1400m to	1200m to	1000m to	800m to	600m to	400m to	200m to	Total or	Margin
8th	10	Full Noise (10)	2000m	1800m	1600m	1400m	1200m	1000m	800m	600m	400m	200m	WP	Average	
		Position in running (margin)	5(6.9)	4(7.0)	4(6.7)	5(7.5)	4(6.0)	6(5.9)	6(5.9)	7(6.5)	8(5.9)	7(6.3)	5(7.2)		10.40
		Sectional time (s)	16.95	17.03	16.89	15.14	15.21	15.82	15.56	15.40	15.60	14.66	14.28		
		Cumulative time (s)	172.54	155.59	138.56	121.67	106.53	91.32	75.50	59.94	44.54	28.94	14.28	3:22.43	
		Speed (m/s)	11.80	11.74	11.84	13.21	13.15	12.64	12.85	12.99	12.82	13.64	14.01	12.84	
		Stride length (m)	6.35	6.32	6.36	6.91	7.12	6.78	6.78	6.93	6.91	6.80	6.93	6.78	
		Stride duration (s)	0.538	0.538	0.537	0.523	0.542	0.536	0.527	0.534	0.539	0.499	0.495	0.528	
		Stride efficiency (%)	62.92	62.39	63.24	74.54	79.31	71.86	71.74	74.99	74.51	72.35	74.96	71.90	
		Stride count	31.52	31.65	31.44	28.96	28.07	29.49	29.52	28.87	28.96	29.39	28.88	383.30	

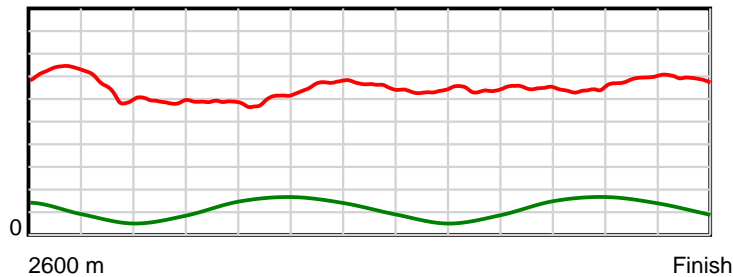
10 m Stride length



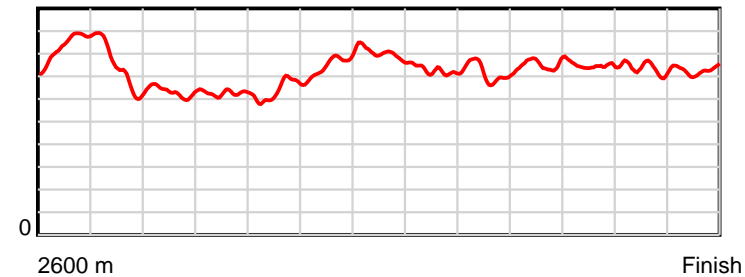
0.6 s Stride duration



20 m/sec Speed



100 % Stride efficiency



Note: Horizontal distance axis grid lines are 200m furlongs.

Disclaimer.

HRNZ and NZMTC and Thoroughbred Ratings Pty Ltd accepts no responsibility for the completeness or accuracy of any of the information contained herein, and makes no representations about its suitability for any particular purpose. Users should make their own judgements about those matters and/or seek independent advice. You assume all risks associated with use of the data provided on this page.



Race Results



April 05, 2019, Race 3, INKWIS NEW ZEALAND TROTting DERBY (MOBILE TROT), Distance 2600m, Addington - Survey 3200m

Result	TAB no.	Horse (Barrier)	2600 to	2400m to
9th	3	Monaro Maro (3)	2400m	2200m
		Position in running (margin)	-	6(4.5)
		Sectional time (s)	13.67	16.67
		Cumulative time (s)	202.51	188.84
		Speed (m/s)	14.63	12.00
		Stride length (m)	5.79	5.33
		Stride duration (s)	0.398	0.444
		Stride efficiency (%)	52.34	44.37
		Stride count	34.56	37.53

Disclaimer.

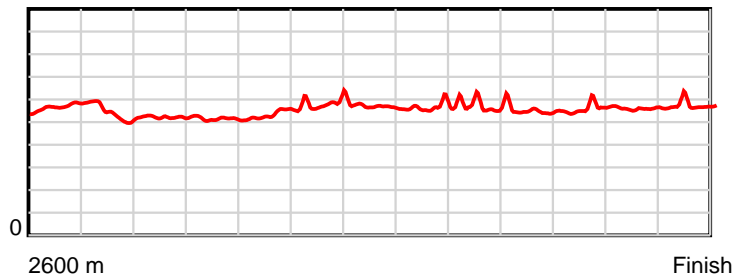
HRNZ and NZMTC and Thoroughbred Ratings Pty Ltd accepts no responsibility for the completeness or accuracy of any of the information contained herein, and makes no representations about its suitability for any particular purpose. Users should make their own judgements about those matters and/or seek independent advice. You assume all risks associated with use of the data provided on this page.

Race Results

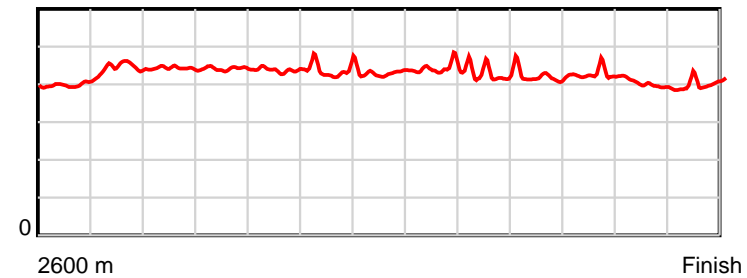
April 05, 2019, Race 3, INKWIS NEW ZEALAND TROTTING DERBY (MOBILE TROT), Distance 2600m, Addington - Survey 3200m

Result	TAB no.	Horse (Barrier)	2200m to	2000m to	1800m to	1600m to	1400m to	1200m to	1000m to	800m to	600m to	400m to	200m to	Total or	Margin
9th	3	Monaro Maro (3)	2000m	1800m	1600m	1400m	1200m	1000m	800m	600m	400m	200m	WP	Average	
		Position in running (margin)	8(11.2)	8(12.6)	10(12.6)	11(12.3)	11(12.1)	11(10.7)	13(10.4)	11(9.4)	10(8.1)	10(8.6)	10(9.9)		10.80
		Sectional time (s)	17.16	17.08	16.71	15.35	14.99	15.77	15.29	15.29	15.62	14.74	14.17		
		Cumulative time (s)	172.17	155.01	137.93	121.22	105.87	90.88	75.11	59.82	44.53	28.91	14.17	3:22.51	
		Speed (m/s)	11.66	11.71	11.97	13.03	13.34	12.68	13.08	13.08	12.80	13.57	14.11	12.84	
		Stride length (m)	5.16	5.17	5.25	5.66	5.73	5.58	5.60	5.45	5.44	5.41	5.68	5.47	
		Stride duration (s)	0.442	0.442	0.438	0.434	0.430	0.440	0.428	0.417	0.425	0.398	0.402	0.426	
		Stride efficiency (%)	41.57	41.84	42.99	50.06	51.32	48.74	48.97	46.48	46.16	45.68	50.39	46.80	
		Stride count	38.78	38.65	38.13	35.34	34.90	35.81	35.73	36.67	36.80	36.99	35.22	475.11	

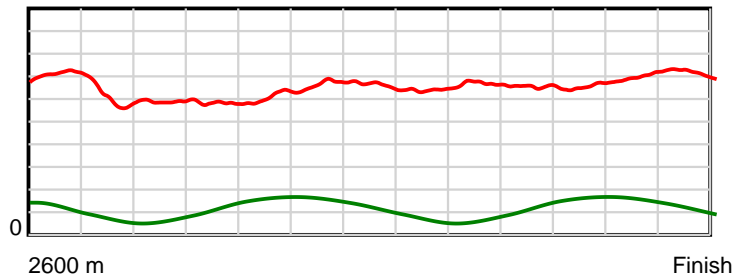
10 m Stride length



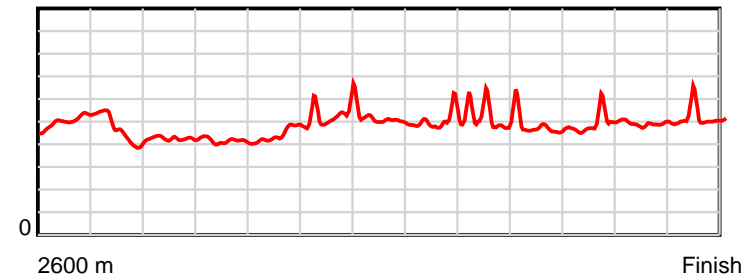
0.6 s Stride duration



20 m/sec Speed



100 % Stride efficiency



Note: Horizontal distance axis grid lines are 200m furlongs.

Disclaimer.

HRNZ and NZMTC and Thoroughbred Ratings Pty Ltd accepts no responsibility for the completeness or accuracy of any of the information contained herein, and makes no representations about its suitability for any particular purpose. Users should make their own judgements about those matters and/or seek independent advice. You assume all risks associated with use of the data provided on this page.



Race Results



April 05, 2019, Race 3, INKWISE NEW ZEALAND TROTting DERBY (MOBILE TROT), Distance 2600m, Addington - Survey 3200m

Result	TAB no.	Horse (Barrier)	2600 to	2400m to
10th	6	Cheerful (6)	2400m	2200m
		Position in running (margin)	-	8(7.6)
		Sectional time (s)	14.43	16.48
		Cumulative time (s)	202.84	188.41
		Speed (m/s)	13.86	12.14
		Stride length (m)	6.24	5.73
		Stride duration (s)	0.448	0.473
		Stride efficiency (%)	60.93	51.39
		Stride count	32.03	34.88

Disclaimer.

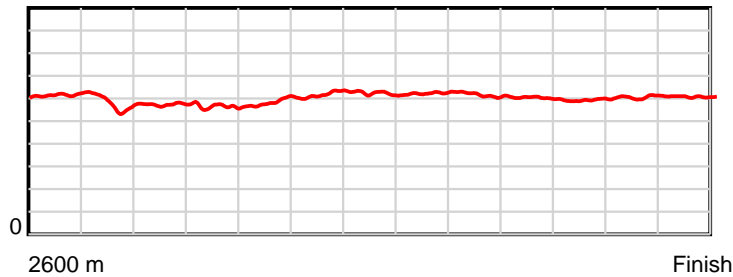
HRNZ and NZMTC and Thoroughbred Ratings Pty Ltd accepts no responsibility for the completeness or accuracy of any of the information contained herein, and makes no representations about its suitability for any particular purpose. Users should make their own judgements about those matters and/or seek independent advice. You assume all risks associated with use of the data provided on this page.

Race Results

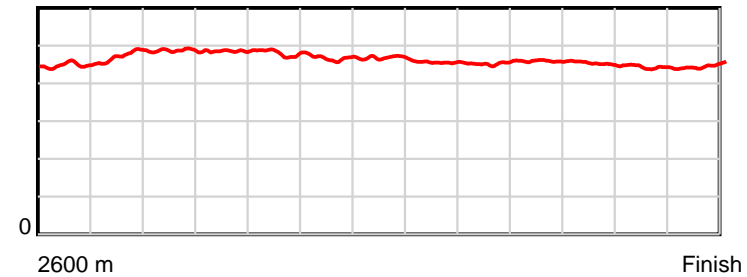
April 05, 2019, Race 3, INKWIS NEW ZEALAND TROTTING DERBY (MOBILE TROT), Distance 2600m, Addington - Survey 3200m

Result	TAB no.	Horse (Barrier)	2200m to	2000m to	1800m to	1600m to	1400m to	1200m to	1000m to	800m to	600m to	400m to	200m to	Total or	Margin
10th	6	Cheerful (6)	2000m	1800m	1600m	1400m	1200m	1000m	800m	600m	400m	200m	WP	Average	
		Position in running (margin)	9(13.2)	10(14.5)	13(14.5)	12(13.9)	13(13.6)	13(12.1)	8(7.2)	6(5.7)	4(4.2)	5(4.9)	6(7.9)		12.70
		Sectional time (s)	17.15	17.07	16.66	15.34	14.98	15.02	15.19	15.26	15.64	15.04	14.58		
		Cumulative time (s)	171.93	154.78	137.71	121.05	105.71	90.73	75.71	60.52	45.26	29.62	14.58	3:22.84	
		Speed (m/s)	11.66	11.72	12.00	13.04	13.35	13.32	13.17	13.11	12.79	13.30	13.72	12.82	
		Stride length (m)	5.67	5.69	5.77	6.09	6.25	6.06	5.96	6.02	5.78	5.88	6.13	5.94	
		Stride duration (s)	0.487	0.485	0.481	0.467	0.468	0.455	0.453	0.459	0.452	0.442	0.447	0.463	
		Stride efficiency (%)	50.32	50.55	52.05	58.01	60.96	57.46	55.58	56.60	52.20	54.07	58.76	55.12	
		Stride count	35.25	35.16	34.65	32.82	32.02	32.98	33.53	33.23	34.60	34.00	32.62	437.77	

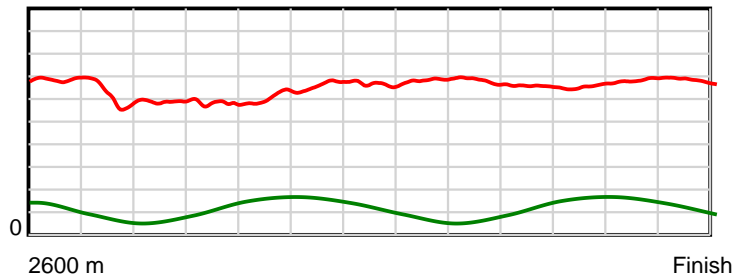
10 m Stride length



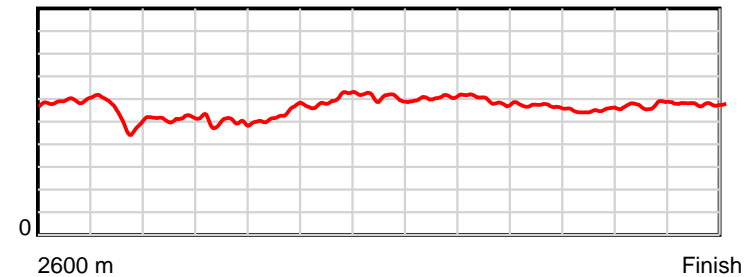
0.6 s Stride duration



20 m/sec Speed



100 % Stride efficiency



Note: Horizontal distance axis grid lines are 200m furlongs.

Disclaimer.

HRNZ and NZMTC and Thoroughbred Ratings Pty Ltd accepts no responsibility for the completeness or accuracy of any of the information contained herein, and makes no representations about its suitability for any particular purpose. Users should make their own judgements about those matters and/or seek independent advice. You assume all risks associated with use of the data provided on this page.



Race Results



April 05, 2019, Race 3, INKWISE NEW ZEALAND TROTting DERBY (MOBILE TROT), Distance 2600m, Addington - Survey 3200m

Result	TAB no.	Horse (Barrier)	2600 to	2400m to
11th	7	Majestic Chevr... (7)	2400m	2200m
		Position in running (margin)	-	11(10.2)
		Sectional time (s)	14.71	17.00
		Cumulative time (s)	203.80	189.09
		Speed (m/s)	13.59	11.76
		Stride length (m)	6.20	5.74
		Stride duration (s)	0.455	0.488
		Stride efficiency (%)	60.02	51.40
		Stride count	32.27	34.87

Disclaimer.

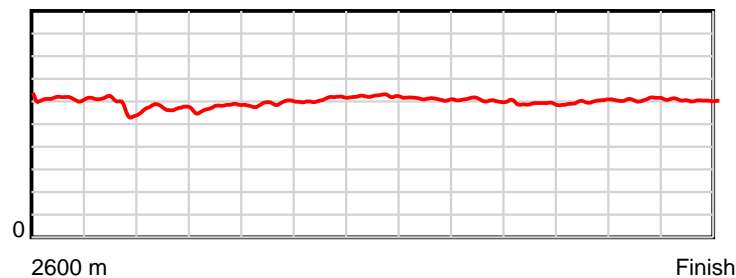
HRNZ and NZMTC and Thoroughbred Ratings Pty Ltd accepts no responsibility for the completeness or accuracy of any of the information contained herein, and makes no representations about its suitability for any particular purpose. Users should make their own judgements about those matters and/or seek independent advice. You assume all risks associated with use of the data provided on this page.

Race Results

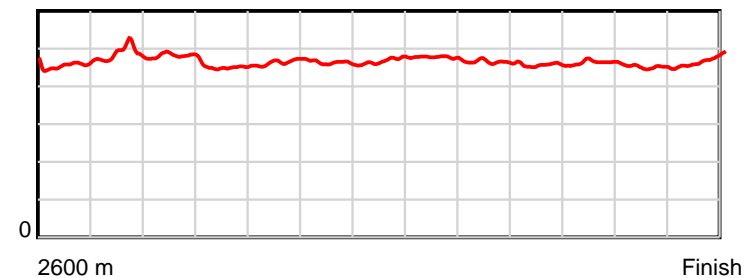
April 05, 2019, Race 3, INKWIS NEW ZEALAND TROTTING DERBY (MOBILE TROT), Distance 2600m, Addington - Survey 3200m

Result	TAB no.	Horse (Barrier)	2200m to	2000m to	1800m to	1600m to	1400m to	1200m to	1000m to	800m to	600m to	400m to	200m to	Total or	Margin
11th	7	Majestic Chevr... (7)	2000m	1800m	1600m	1400m	1200m	1000m	800m	600m	400m	200m	WP	Average	
		Position in running (margin)	13(18.9)	13(19.1)	7(10.2)	4(5.9)	5(6.3)	5(5.0)	5(4.9)	5(5.0)	6(4.5)	6(5.2)	7(8.6)		18.00
		Sectional time (s)	16.97	15.59	16.05	15.45	15.01	15.81	15.46	15.43	15.65	15.09	15.58		
		Cumulative time (s)	172.09	155.12	139.53	123.48	108.03	93.02	77.21	61.75	46.32	30.67	15.58	3:23.80	
		Speed (m/s)	11.79	12.83	12.46	12.94	13.32	12.65	12.94	12.96	12.78	13.25	12.84	12.76	
		Stride length (m)	5.68	5.78	5.78	5.98	6.25	6.02	6.02	5.91	5.93	5.97	6.03	5.94	
		Stride duration (s)	0.482	0.450	0.464	0.462	0.469	0.476	0.465	0.456	0.464	0.450	0.470	0.466	
		Stride efficiency (%)	50.41	52.13	52.19	55.92	61.05	56.67	56.57	54.63	54.94	55.70	56.90	55.15	
		Stride count	35.21	34.63	34.61	33.43	32.00	33.21	33.24	33.83	33.73	33.50	33.14	437.67	

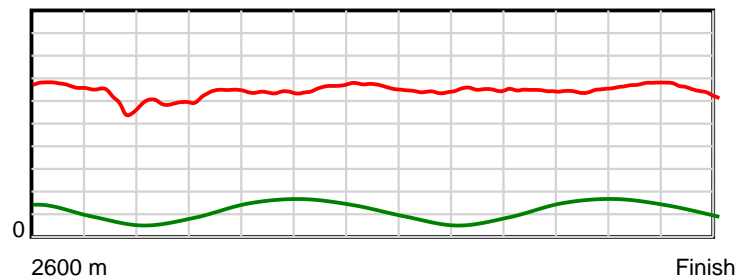
10 m Stride length



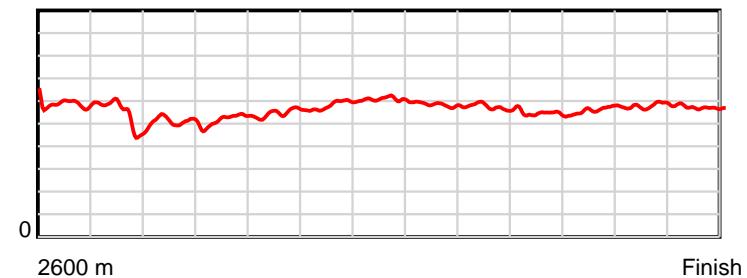
0.6 s Stride duration



20 m/sec Speed



100 % Stride efficiency



Note: Horizontal distance axis grid lines are 200m furlongs.

Disclaimer.

HRNZ and NZMTC and Thoroughbred Ratings Pty Ltd accepts no responsibility for the completeness or accuracy of any of the information contained herein, and makes no representations about its suitability for any particular purpose. Users should make their own judgements about those matters and/or seek independent advice. You assume all risks associated with use of the data provided on this page.



Race Results



April 05, 2019, Race 3, INKWIS NEW ZEALAND TROTting DERBY (MOBILE TROT), Distance 2600m, Addington - Survey 3200m

Result	TAB no.	Horse (Barrier)	2600 to	2400m to
12th	11	Prince Teka (11)	2400m	2200m
		Position in running (margin)	-	9(9.7)
		Sectional time (s)	14.54	16.59
		Cumulative time (s)	204.01	189.47
		Speed (m/s)	13.75	12.06
		Stride length (m)	6.25	5.85
		Stride duration (s)	0.447	0.486
		Stride efficiency (%)	60.97	53.53
		Stride count	32.02	34.17

Disclaimer.

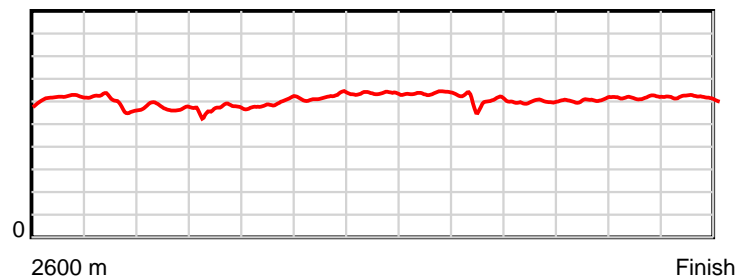
HRNZ and NZMTC and Thoroughbred Ratings Pty Ltd accepts no responsibility for the completeness or accuracy of any of the information contained herein, and makes no representations about its suitability for any particular purpose. Users should make their own judgements about those matters and/or seek independent advice. You assume all risks associated with use of the data provided on this page.

Race Results

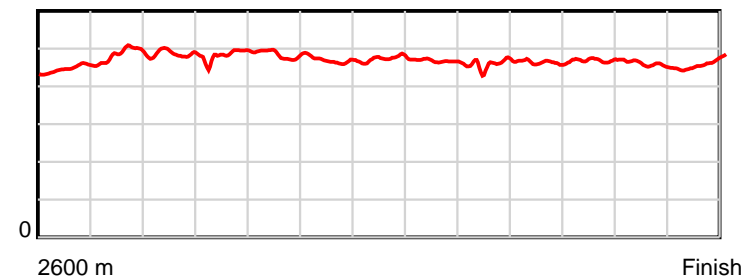
April 05, 2019, Race 3, INKWIS NEW ZEALAND TROTTING DERBY (MOBILE TROT), Distance 2600m, Addington - Survey 3200m

Result	TAB no.	Horse (Barrier)	2200m to	2000m to	1800m to	1600m to	1400m to	1200m to	1000m to	800m to	600m to	400m to	200m to	Total or	Margin
12th	11	Prince Teka (11)	2000m	1800m	1600m	1400m	1200m	1000m	800m	600m	400m	200m	WP	Average	
		Position in running (margin)	11(16.0)	12(16.9)	14(16.6)	14(16.1)	14(15.8)	14(14.1)	11(9.2)	12(10.8)	14(10.2)	14(11.2)	14(13.7)		19.20
		Sectional time (s)	17.08	17.03	16.68	15.34	14.94	15.01	15.72	15.41	15.68	14.95	15.04		
		Cumulative time (s)	172.88	155.80	138.77	122.09	106.75	91.81	76.80	61.08	45.67	29.99	15.04	3:24.01	
		Speed (m/s)	11.71	11.74	11.99	13.04	13.39	13.32	12.72	12.98	12.76	13.38	13.30	12.74	
		Stride length (m)	5.69	5.64	5.81	6.12	6.33	6.22	5.83	6.01	5.99	6.12	6.13	5.99	
		Stride duration (s)	0.486	0.480	0.485	0.469	0.473	0.467	0.458	0.463	0.470	0.457	0.461	0.470	
		Stride efficiency (%)	50.66	49.75	52.84	58.43	62.61	60.52	53.08	56.42	56.08	58.47	58.72	56.10	
		Stride count	35.13	35.45	34.39	32.71	31.60	32.14	34.32	33.28	33.39	32.70	32.63	433.93	

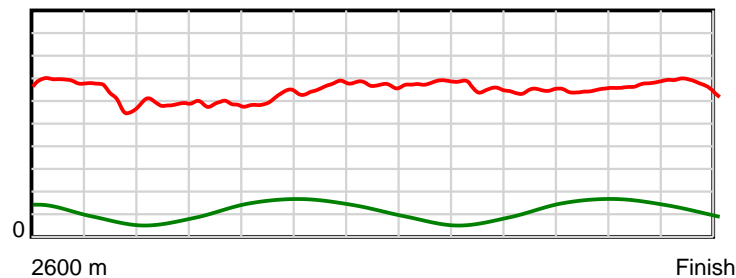
10 m Stride length



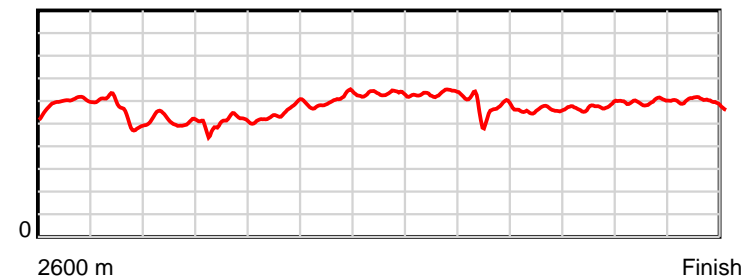
0.6 s Stride duration



20 m/sec Speed



100 % Stride efficiency



Note: Horizontal distance axis grid lines are 200m furlongs.

Disclaimer.

HRNZ and NZMTC and Thoroughbred Ratings Pty Ltd accepts no responsibility for the completeness or accuracy of any of the information contained herein, and makes no representations about its suitability for any particular purpose. Users should make their own judgements about those matters and/or seek independent advice. You assume all risks associated with use of the data provided on this page.



Race Results



April 05, 2019, Race 3, INKWISE NEW ZEALAND TROTTING DERBY (MOBILE TROT), Distance 2600m, Addington - Survey 3200m

Result	TAB no.	Horse (Barrier)	2600 to	2400m to
13th	5	Swiss Miss (5)	2400m	2200m
		Position in running (margin)	-	4(2.0)
		Sectional time (s)	13.16	16.67
		Cumulative time (s)	204.20	191.04
		Speed (m/s)	15.19	12.00
		Stride length (m)	6.41	5.69
		Stride duration (s)	0.430	0.474
		Stride efficiency (%)	64.14	50.57
		Stride count	31.22	35.16

Disclaimer.

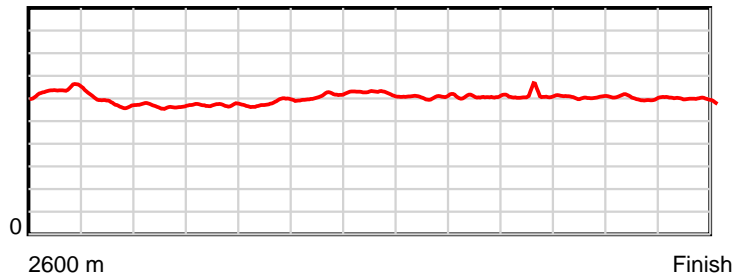
HRNZ and NZMTC and Thoroughbred Ratings Pty Ltd accepts no responsibility for the completeness or accuracy of any of the information contained herein, and makes no representations about its suitability for any particular purpose. Users should make their own judgements about those matters and/or seek independent advice. You assume all risks associated with use of the data provided on this page.

Race Results

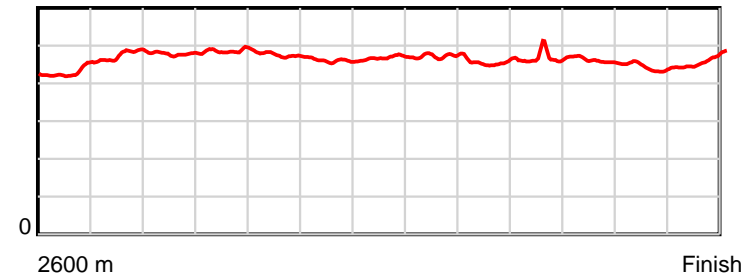
April 05, 2019, Race 3, INKWIS NEW ZEALAND TROTTING DERBY (MOBILE TROT), Distance 2600m, Addington - Survey 3200m

Result	TAB no.	Horse (Barrier)	2200m to	2000m to	1800m to	1600m to	1400m to	1200m to	1000m to	800m to	600m to	400m to	200m to	Total or	Margin
13th	5	Swiss Miss (5)	2000m	1800m	1600m	1400m	1200m	1000m	800m	600m	400m	200m	WP	Average	
		Position in running (margin)	6(8.8)	7(10.2)	8(10.3)	8(9.9)	9(9.8)	9(8.6)	10(8.3)	9(7.5)	7(5.8)	8(7.1)	12(10.6)		20.20
		Sectional time (s)	17.16	17.10	16.69	15.36	15.03	15.77	15.32	15.22	15.75	15.11	15.86		
		Cumulative time (s)	174.37	157.21	140.11	123.42	108.06	93.03	77.26	61.94	46.72	30.97	15.86	3:24.20	
		Speed (m/s)	11.66	11.70	11.98	13.02	13.31	12.68	13.05	13.14	12.70	13.24	12.61	12.73	
		Stride length (m)	5.57	5.68	5.69	6.00	6.23	6.00	5.93	6.13	5.84	5.85	5.84	5.90	
		Stride duration (s)	0.478	0.486	0.475	0.461	0.468	0.473	0.454	0.467	0.460	0.442	0.463	0.464	
		Stride efficiency (%)	48.56	50.47	50.67	56.16	60.62	56.22	54.98	58.69	53.32	53.53	53.22	54.46	
		Stride count	35.88	35.19	35.12	33.36	32.11	33.35	33.72	32.63	34.24	34.17	34.27	440.42	

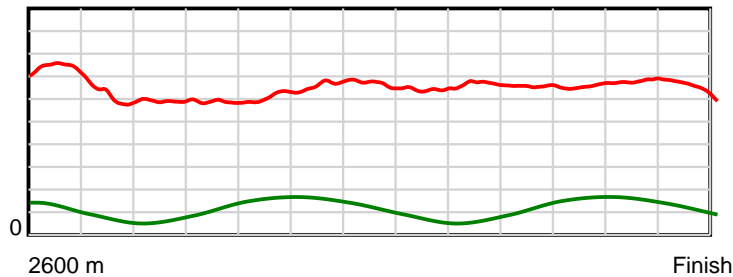
10 m Stride length



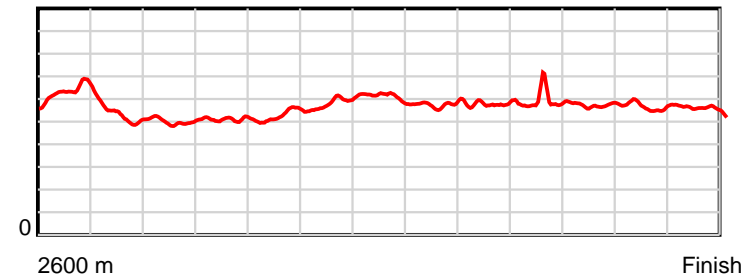
0.6 s Stride duration



20 m/sec Speed



100 % Stride efficiency



Note: Horizontal distance axis grid lines are 200m furlongs.

Disclaimer.

HRNZ and NZMTC and Thoroughbred Ratings Pty Ltd accepts no responsibility for the completeness or accuracy of any of the information contained herein, and makes no representations about its suitability for any particular purpose. Users should make their own judgements about those matters and/or seek independent advice. You assume all risks associated with use of the data provided on this page.



Race Results



April 05, 2019, Race 3, INKWISE NEW ZEALAND TROTting DERBY (MOBILE TROT), Distance 2600m, Addington - Survey 3200m

Result	TAB no.	Horse (Barrier)	2600 to	2400m to
14th	12	Mikemaro (12)	2400m	2200m
		Position in running (margin)	-	13(12.1)
		Sectional time (s)	15.27	15.87
		Cumulative time (s)	205.15	189.88
		Speed (m/s)	13.09	12.60
		Stride length (m)	6.41	6.00
		Stride duration (s)	0.466	0.476
		Stride efficiency (%)	64.17	56.18
		Stride count	31.21	33.35

Disclaimer.

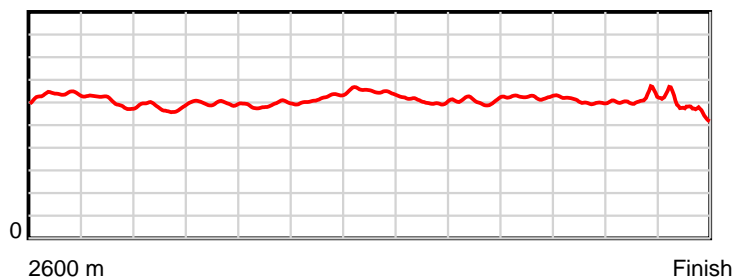
HRNZ and NZMTC and Thoroughbred Ratings Pty Ltd accepts no responsibility for the completeness or accuracy of any of the information contained herein, and makes no representations about its suitability for any particular purpose. Users should make their own judgements about those matters and/or seek independent advice. You assume all risks associated with use of the data provided on this page.

Race Results

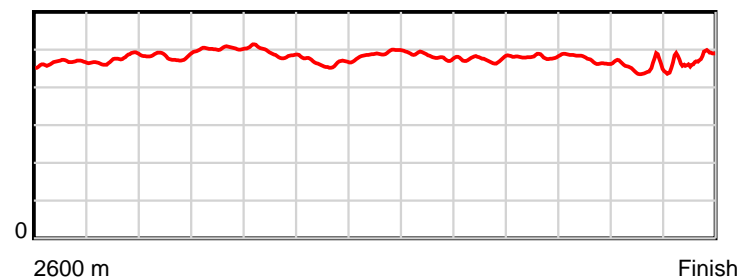
April 05, 2019, Race 3, INKWIS NEW ZEALAND TROTTING DERBY (MOBILE TROT), Distance 2600m, Addington - Survey 3200m

Result	TAB no.	Horse (Barrier)	2200m to	2000m to	1800m to	1600m to	1400m to	1200m to	1000m to	800m to	600m to	400m to	200m to	Total or	Margin
14th	12	Mikemaro (12)	2000m	1800m	1600m	1400m	1200m	1000m	800m	600m	400m	200m	WP	Average	
		Position in running (margin)	10(14.1)	9(12.9)	9(11.4)	10(11.7)	10(10.4)	10(9.6)	12(9.6)	13(10.8)	13(10.2)	13(11.0)	13(12.2)		25.50
		Sectional time (s)	16.74	16.84	16.79	15.18	15.10	15.82	15.65	15.40	15.67	14.72	16.10		
		Cumulative time (s)	174.01	157.27	140.43	123.64	108.46	93.36	77.54	61.89	46.49	30.82	16.10	3:25.15	
		Speed (m/s)	11.95	11.88	11.91	13.18	13.25	12.64	12.78	12.99	12.76	13.59	12.42	12.67	
		Stride length (m)	5.76	5.97	5.87	6.13	6.49	6.11	6.07	6.24	6.05	6.14	5.77	6.07	
		Stride duration (s)	0.482	0.502	0.493	0.465	0.490	0.483	0.475	0.481	0.474	0.452	0.465	0.479	
		Stride efficiency (%)	51.81	55.62	53.93	58.76	65.76	58.28	57.52	60.91	57.16	58.89	52.10	57.57	
		Stride count	34.73	33.52	34.04	32.62	30.83	32.75	32.97	32.03	33.07	32.58	34.64	428.34	

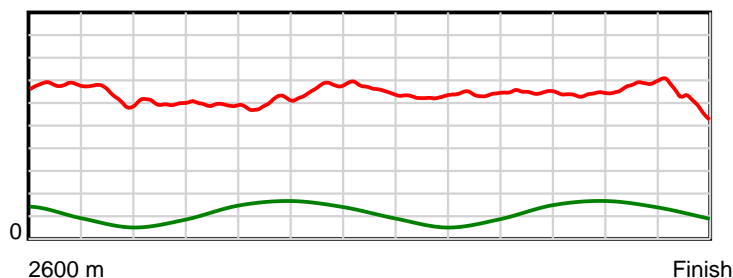
10 m Stride length



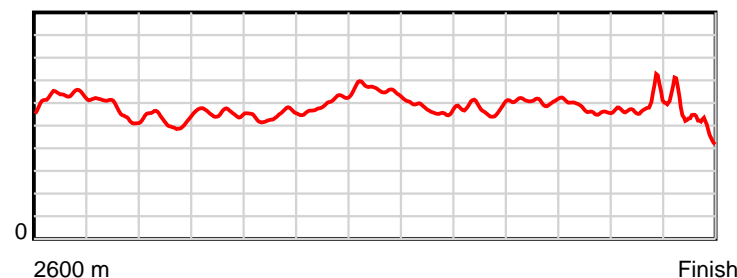
0.6 s Stride duration



20 m/sec Speed



100 % Stride efficiency



Note: Horizontal distance axis grid lines are 200m furlongs.

Disclaimer.

HRNZ and NZMTC and Thoroughbred Ratings Pty Ltd accepts no responsibility for the completeness or accuracy of any of the information contained herein, and makes no representations about its suitability for any particular purpose. Users should make their own judgements about those matters and/or seek independent advice. You assume all risks associated with use of the data provided on this page.



Race Results



April 05, 2019, Race 4, RICOH MOBILE PACE, Distance 2600m, Addington - Survey 3200m

Result	TAB no.	Horse (Barrier)	2600 to	2400m to
1st	4	Franco Niven (4)	2400m	2200m
		Position in running (margin)	-	2(1.2)
		Sectional time (s)	12.75	14.83
		Cumulative time (s)	195.25	182.50
		Speed (m/s)	15.69	13.49
		Stride length (m)	6.34	5.81
		Stride duration (s)	0.406	0.430
		Stride efficiency (%)	62.91	52.68
		Stride count	31.52	34.45

Disclaimer.

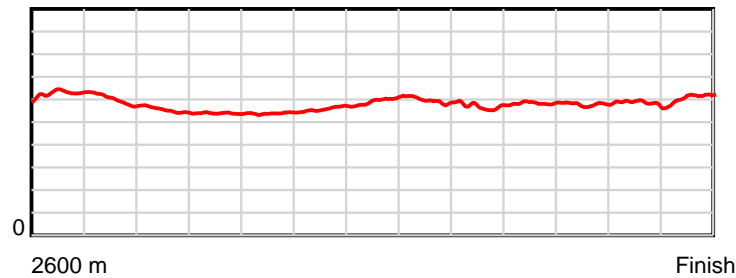
HRNZ and NZMTC and Thoroughbred Ratings Pty Ltd accepts no responsibility for the completeness or accuracy of any of the information contained herein, and makes no representations about its suitability for any particular purpose. Users should make their own judgements about those matters and/or seek independent advice. You assume all risks associated with use of the data provided on this page.

Race Results

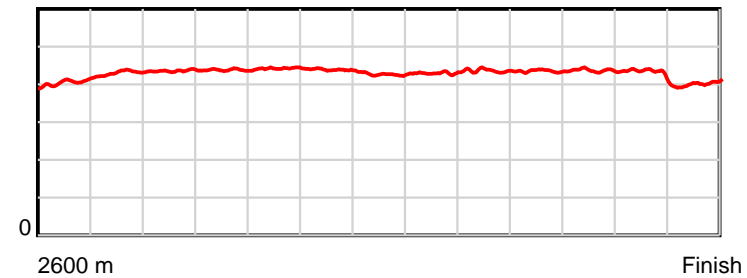
April 05, 2019, Race 4, RICOH MOBILE PACE, Distance 2600m, Addington - Survey 3200m

Result	TAB no.	Horse (Barrier)	2200m to	2000m to	1800m to	1600m to	1400m to	1200m to	1000m to	800m to	600m to	400m to	200m to	Total or	Margin
1st	4	Franco Niven (4)	2000m	1800m	1600m	1400m	1200m	1000m	800m	600m	400m	200m	WP	Average	
		Position in running (margin)	1(0.0)	1(0.0)	1(0.0)	1(0.0)	1(0.0)	1(0.0)	2(2.0)	3(1.9)	4(2.0)	3(1.9)	6(4.8)		0.00
		Sectional time (s)	15.88	16.33	16.67	16.04	14.41	14.48	15.40	15.03	15.23	14.89	13.31		
		Cumulative time (s)	167.67	151.79	135.46	118.79	102.75	88.34	73.86	58.46	43.43	28.20	13.31	3:15.25	
		Speed (m/s)	12.59	12.25	12.00	12.47	13.88	13.81	12.99	13.31	13.13	13.43	15.03	13.32	
		Stride length (m)	5.49	5.37	5.31	5.47	5.92	5.93	5.67	5.79	5.73	5.78	6.04	5.73	
		Stride duration (s)	0.436	0.438	0.442	0.439	0.427	0.429	0.436	0.435	0.437	0.430	0.402	0.430	
		Stride efficiency (%)	47.03	44.98	44.01	46.74	54.83	54.97	50.19	52.40	51.39	52.21	56.96	51.28	
		Stride count	36.46	37.28	37.69	36.57	33.76	33.72	35.29	34.54	34.88	34.60	33.13	453.89	

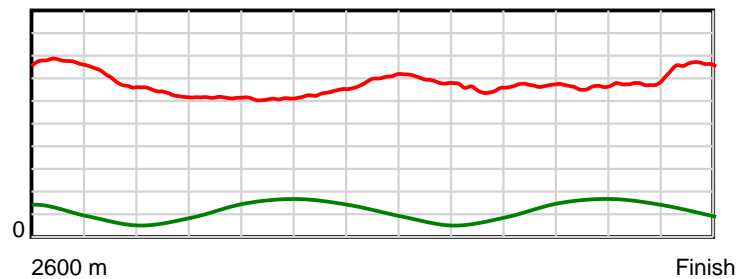
10 m Stride length



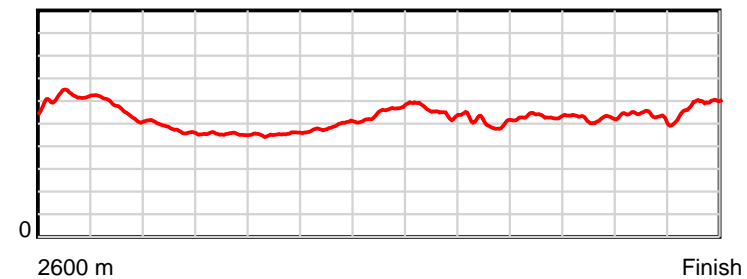
0.6 s Stride duration



20 m/sec Speed



100 % Stride efficiency



Note: Horizontal distance axis grid lines are 200m furlongs.

Disclaimer.

HRNZ and NZMTC and Thoroughbred Ratings Pty Ltd accepts no responsibility for the completeness or accuracy of any of the information contained herein, and makes no representations about its suitability for any particular purpose. Users should make their own judgements about those matters and/or seek independent advice. You assume all risks associated with use of the data provided on this page.



Race Results



April 05, 2019, Race 4, RICOH MOBILE PACE, Distance 2600m, Addington - Survey 3200m

Result	TAB no.	Horse (Barrier)	2600 to 2400m	2400m to 2200m
2nd	3	Artstanding (3)		
		Position in running (margin)	-	6(5.2)
		Sectional time (s)	13.56	15.07
		Cumulative time (s)	195.26	181.70
		Speed (m/s)	14.75	13.27
		Stride length (m)	6.42	5.97
		Stride duration (s)	0.431	0.450
		Stride efficiency (%)	64.50	55.72
		Stride count	31.13	33.49

Disclaimer.

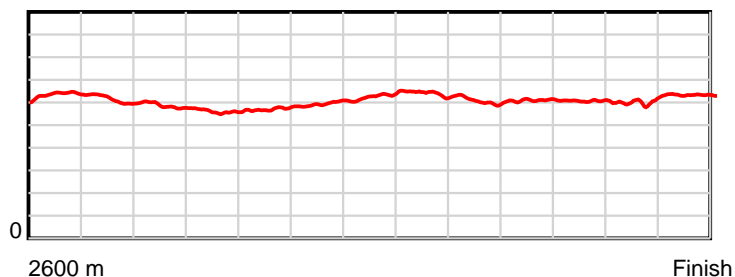
HRNZ and NZMTC and Thoroughbred Ratings Pty Ltd accepts no responsibility for the completeness or accuracy of any of the information contained herein, and makes no representations about its suitability for any particular purpose. Users should make their own judgements about those matters and/or seek independent advice. You assume all risks associated with use of the data provided on this page.

Race Results

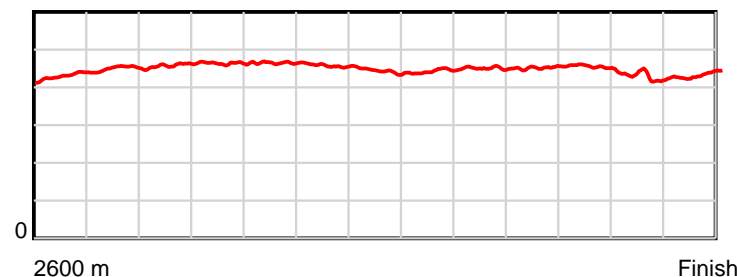
April 05, 2019, Race 4, RICOH MOBILE PACE, Distance 2600m, Addington - Survey 3200m

Result	TAB no.	Horse (Barrier)	2200m to	2000m to	1800m to	1600m to	1400m to	1200m to	1000m to	800m to	600m to	400m to	200m to	Total or	Margin
2nd	3	Artstanding (3)	2000m	1800m	1600m	1400m	1200m	1000m	800m	600m	400m	200m	WP	Average	
		Position in running (margin)	5(5.4)	5(5.8)	7(7.7)	7(7.9)	7(6.3)	6(4.6)	5(4.2)	4(2.9)	5(2.3)	5(2.0)	2(1.6)		0.01
		Sectional time (s)	15.95	16.65	16.69	15.78	14.14	14.09	15.18	14.91	15.20	14.35	13.69		
		Cumulative time (s)	166.63	150.68	134.03	117.34	101.56	87.42	73.33	58.15	43.24	28.04	13.69	3:15.26	
		Speed (m/s)	12.54	12.01	11.98	12.67	14.14	14.19	13.18	13.41	13.16	13.94	14.61	13.32	
		Stride length (m)	5.74	5.57	5.57	5.80	6.26	6.29	5.94	6.07	5.97	5.98	6.33	5.98	
		Stride duration (s)	0.458	0.464	0.465	0.458	0.443	0.443	0.451	0.452	0.453	0.429	0.434	0.449	
		Stride efficiency (%)	51.47	48.46	48.53	52.58	61.33	61.85	55.08	57.51	55.60	55.79	62.70	55.91	
		Stride count	34.85	35.91	35.89	34.48	31.92	31.79	33.69	32.97	33.53	33.47	31.57	434.69	

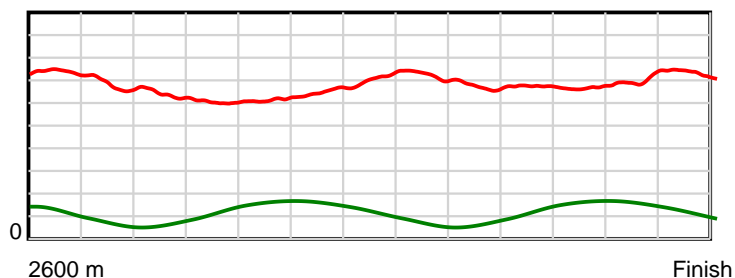
10 m Stride length



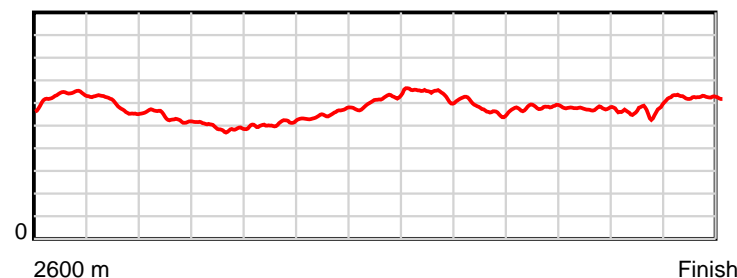
0.6 s Stride duration



20 m/sec Speed



100 % Stride efficiency



Note: Horizontal distance axis grid lines are 200m furlongs.

Disclaimer.

HRNZ and NZMTC and Thoroughbred Ratings Pty Ltd accepts no responsibility for the completeness or accuracy of any of the information contained herein, and makes no representations about its suitability for any particular purpose. Users should make their own judgements about those matters and/or seek independent advice. You assume all risks associated with use of the data provided on this page.



Race Results



April 05, 2019, Race 4, RICOH MOBILE PACE, Distance 2600m, Addington - Survey 3200m

Result	TAB no.	Horse (Barrier)	2600 to	2400m to
3rd	6	Zinny Mach (6)	2400m	2200m
		Position in running (margin)	-	4(3.5)
		Sectional time (s)	13.24	14.86
		Cumulative time (s)	195.39	182.15
		Speed (m/s)	15.11	13.46
		Stride length (m)	6.47	5.97
		Stride duration (s)	0.424	0.444
		Stride efficiency (%)	65.41	55.69
		Stride count	30.91	33.50

Disclaimer.

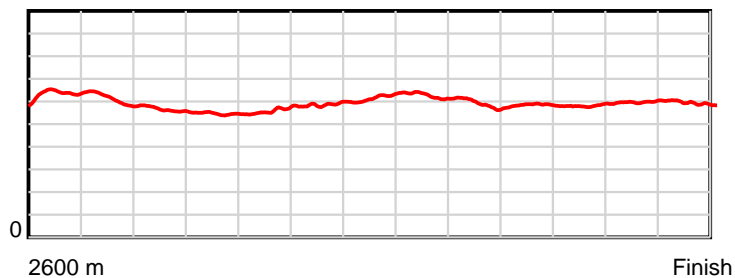
HRNZ and NZMTC and Thoroughbred Ratings Pty Ltd accepts no responsibility for the completeness or accuracy of any of the information contained herein, and makes no representations about its suitability for any particular purpose. Users should make their own judgements about those matters and/or seek independent advice. You assume all risks associated with use of the data provided on this page.

Race Results

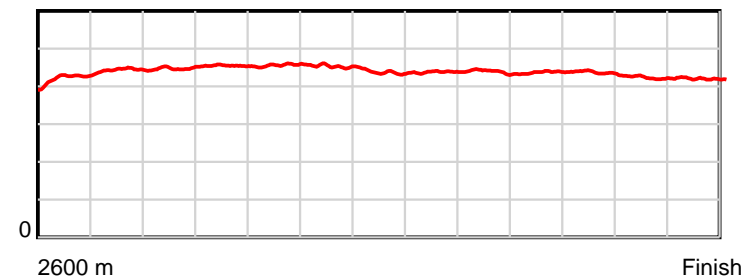
April 05, 2019, Race 4, RICOH MOBILE PACE, Distance 2600m, Addington - Survey 3200m

Result	TAB no.	Horse (Barrier)	2200m to	2000m to	1800m to	1600m to	1400m to	1200m to	1000m to	800m to	600m to	400m to	200m to	Total or	Margin
3rd	6	Zinny Mach (6)	2000m	1800m	1600m	1400m	1200m	1000m	800m	600m	400m	200m	WP	Average	
		Position in running (margin)	3(2.4)	4(3.9)	5(5.5)	5(6.0)	5(4.6)	4(2.3)	3(2.7)	2(1.1)	2(0.3)	2(0.4)	1(0.0)		0.80
		Sectional time (s)	16.12	16.60	16.74	15.82	14.02	14.23	15.14	14.88	15.27	14.34	14.13		
		Cumulative time (s)	167.29	151.17	134.57	117.83	102.01	87.99	73.76	58.62	43.74	28.47	14.13	3:15.39	
		Speed (m/s)	12.41	12.05	11.95	12.64	14.27	14.05	13.21	13.44	13.10	13.95	14.15	13.31	
		Stride length (m)	5.55	5.47	5.45	5.73	6.24	6.16	5.79	5.88	5.71	5.89	5.94	5.85	
		Stride duration (s)	0.447	0.454	0.456	0.453	0.437	0.438	0.438	0.437	0.436	0.423	0.420	0.440	
		Stride efficiency (%)	48.19	46.83	46.37	51.26	60.76	59.21	52.43	54.05	50.97	54.30	55.14	53.51	
		Stride count	36.02	36.53	36.72	34.92	32.07	32.49	34.53	34.01	35.02	33.93	33.67	444.32	

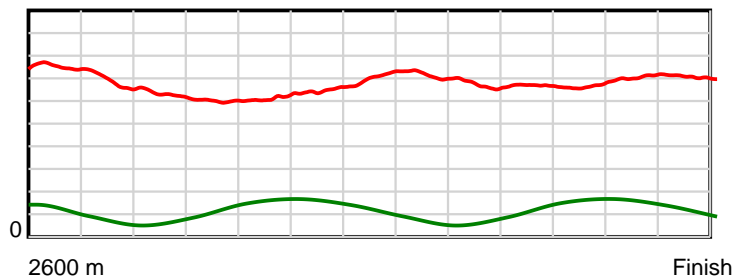
10 m Stride length



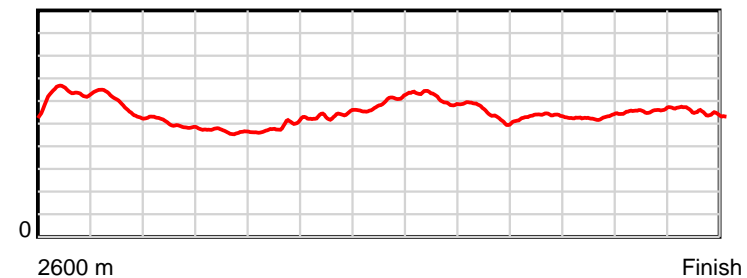
0.6 s Stride duration



20 m/sec Speed



100 % Stride efficiency



Note: Horizontal distance axis grid lines are 200m furlongs.

Disclaimer.

HRNZ and NZMTC and Thoroughbred Ratings Pty Ltd accepts no responsibility for the completeness or accuracy of any of the information contained herein, and makes no representations about its suitability for any particular purpose. Users should make their own judgements about those matters and/or seek independent advice. You assume all risks associated with use of the data provided on this page.



Race Results



April 05, 2019, Race 4, RICOH MOBILE PACE, Distance 2600m, Addington - Survey 3200m

Result	TAB no.	Horse (Barrier)	2600 to	2400m to
4th	5	Franco Texas (5)	2400m	2200m
		Position in running (margin)	-	1(0.0)
		Sectional time (s)	12.69	15.32
		Cumulative time (s)	195.59	182.90
		Speed (m/s)	15.76	13.05
		Stride length (m)	6.92	6.28
		Stride duration (s)	0.439	0.481
		Stride efficiency (%)	74.77	61.62
		Stride count	28.91	31.85

Disclaimer.

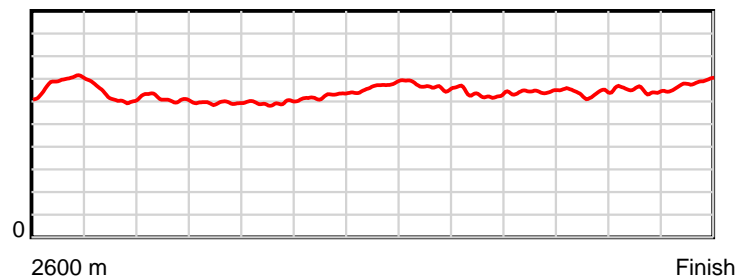
HRNZ and NZMTC and Thoroughbred Ratings Pty Ltd accepts no responsibility for the completeness or accuracy of any of the information contained herein, and makes no representations about its suitability for any particular purpose. Users should make their own judgements about those matters and/or seek independent advice. You assume all risks associated with use of the data provided on this page.

Race Results

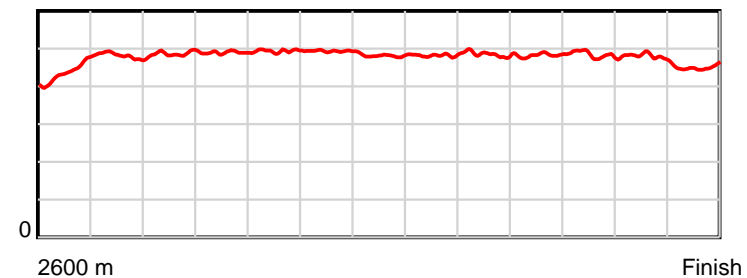
April 05, 2019, Race 4, RICOH MOBILE PACE, Distance 2600m, Addington - Survey 3200m

Result	TAB no.	Horse (Barrier)	2200m to	2000m to	1800m to	1600m to	1400m to	1200m to	1000m to	800m to	600m to	400m to	200m to	Total or	Margin
4th	5	Franco Texas (5)	2000m	1800m	1600m	1400m	1200m	1000m	800m	600m	400m	200m	WP	Average	
		Position in running (margin)	2(1.7)	2(1.6)	2(1.9)	2(2.1)	2(1.8)	3(1.7)	4(3.9)	6(3.7)	7(3.7)	7(3.8)	9(6.4)		1.90
		Sectional time (s)	15.86	16.38	16.69	15.99	14.40	14.52	15.38	15.02	15.26	14.86	13.22		
		Cumulative time (s)	167.58	151.72	135.34	118.65	102.66	88.26	73.74	58.36	43.34	28.08	13.22	3:15.59	
		Speed (m/s)	12.61	12.21	11.98	12.51	13.89	13.77	13.00	13.32	13.11	13.46	15.13	13.29	
		Stride length (m)	6.15	5.97	5.92	6.17	6.69	6.64	6.31	6.42	6.34	6.45	6.81	6.38	
		Stride duration (s)	0.488	0.489	0.494	0.493	0.481	0.482	0.485	0.482	0.483	0.479	0.450	0.480	
		Stride efficiency (%)	59.10	55.74	54.68	59.51	69.86	68.87	62.31	64.35	62.78	65.06	72.49	63.52	
		Stride count	32.52	33.49	33.81	32.41	29.91	30.13	31.67	31.17	31.55	31.00	29.37	407.79	

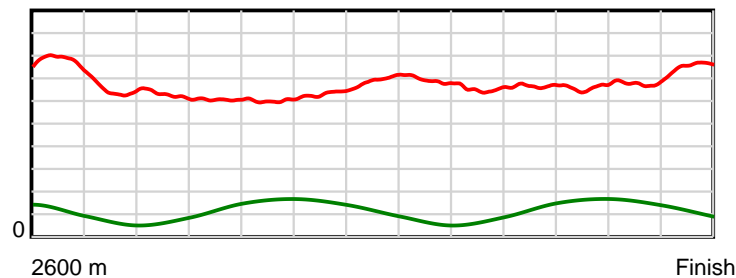
10 m Stride length



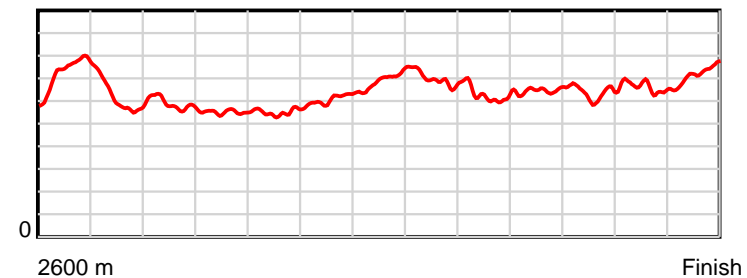
0.6 s Stride duration



20 m/sec Speed



100 % Stride efficiency



Note: Horizontal distance axis grid lines are 200m furlongs.

Disclaimer.

HRNZ and NZMTC and Thoroughbred Ratings Pty Ltd accepts no responsibility for the completeness or accuracy of any of the information contained herein, and makes no representations about its suitability for any particular purpose. Users should make their own judgements about those matters and/or seek independent advice. You assume all risks associated with use of the data provided on this page.



Race Results



April 05, 2019, Race 4, RICOH MOBILE PACE, Distance 2600m, Addington - Survey 3200m

Result	TAB no.	Horse (Barrier)	2600 to	2400m to
5th	7	One Direction (7)	2400m	2200m
		Position in running (margin)	-	10(8.3)
		Sectional time (s)	14.12	15.55
		Cumulative time (s)	196.38	182.26
		Speed (m/s)	14.17	12.86
		Stride length (m)	6.50	5.82
		Stride duration (s)	0.447	0.452
		Stride efficiency (%)	65.94	52.90
		Stride count	30.79	34.38

Disclaimer.

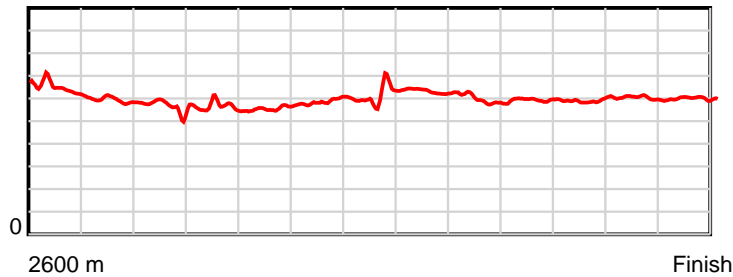
HRNZ and NZMTC and Thoroughbred Ratings Pty Ltd accepts no responsibility for the completeness or accuracy of any of the information contained herein, and makes no representations about its suitability for any particular purpose. Users should make their own judgements about those matters and/or seek independent advice. You assume all risks associated with use of the data provided on this page.

Race Results

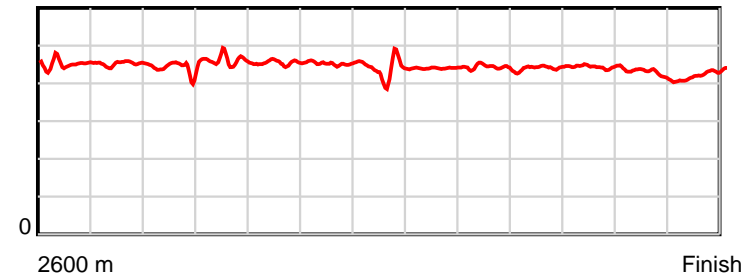
April 05, 2019, Race 4, RICOH MOBILE PACE, Distance 2600m, Addington - Survey 3200m

Result	TAB no.	Horse (Barrier)	2200m to	2000m to	1800m to	1600m to	1400m to	1200m to	1000m to	800m to	600m to	400m to	200m to	Total or	Margin
5th	7	One Direction (7)	2000m	1800m	1600m	1400m	1200m	1000m	800m	600m	400m	200m	WP	Average	
		Position in running (margin)	10(11.3)	11(11.1)	11(11.2)	11(11.6)	11(9.9)	11(8.8)	10(8.3)	10(6.4)	10(5.5)	11(5.9)	8(5.5)		6.20
		Sectional time (s)	15.84	16.34	16.75	15.75	14.22	14.08	15.09	14.86	15.31	14.36	14.11		
		Cumulative time (s)	166.71	150.87	134.53	117.78	102.03	87.81	73.73	58.64	43.78	28.47	14.11	3:16.38	
		Speed (m/s)	12.63	12.24	11.94	12.70	14.06	14.20	13.25	13.46	13.06	13.93	14.17	13.24	
		Stride length (m)	5.56	5.63	5.41	5.75	6.12	6.25	5.84	5.95	5.78	5.91	6.03	5.87	
		Stride duration (s)	0.440	0.460	0.453	0.453	0.435	0.440	0.440	0.442	0.443	0.424	0.425	0.444	
		Stride efficiency (%)	48.28	49.57	45.72	51.62	58.55	61.07	53.23	55.32	52.26	54.62	56.73	53.93	
		Stride count	35.98	35.51	36.98	34.80	32.67	31.99	34.27	33.61	34.58	33.83	33.19	442.58	

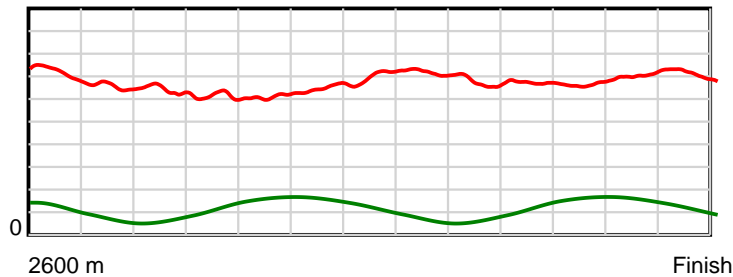
10 m Stride length



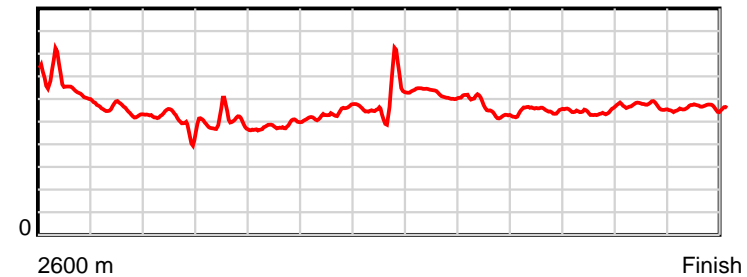
0.6 s Stride duration



20 m/sec Speed



100 % Stride efficiency



Note: Horizontal distance axis grid lines are 200m furlongs.

Disclaimer.

HRNZ and NZMTC and Thoroughbred Ratings Pty Ltd accepts no responsibility for the completeness or accuracy of any of the information contained herein, and makes no representations about its suitability for any particular purpose. Users should make their own judgements about those matters and/or seek independent advice. You assume all risks associated with use of the data provided on this page.



Race Results



April 05, 2019, Race 4, RICOH MOBILE PACE, Distance 2600m, Addington - Survey 3200m

Result	TAB no.	Horse (Barrier)	2600 to	2400m to
6th	9	Letterkenny Bo... (9)	2400m	2200m
		Position in running (margin)	-	12(9.0)
		Sectional time (s)	14.17	15.83
		Cumulative time (s)	196.38	182.21
		Speed (m/s)	14.12	12.63
		Stride length (m)	6.21	5.68
		Stride duration (s)	0.436	0.449
		Stride efficiency (%)	60.34	50.36
		Stride count	32.18	35.23

Disclaimer.

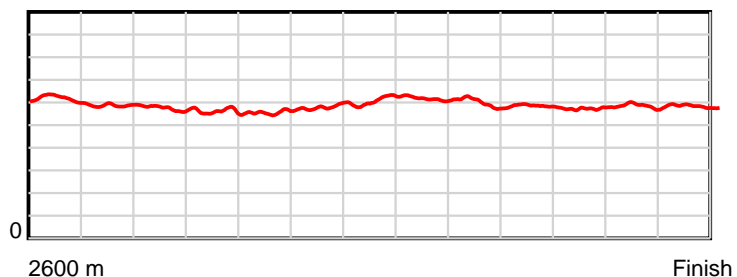
HRNZ and NZMTC and Thoroughbred Ratings Pty Ltd accepts no responsibility for the completeness or accuracy of any of the information contained herein, and makes no representations about its suitability for any particular purpose. Users should make their own judgements about those matters and/or seek independent advice. You assume all risks associated with use of the data provided on this page.

Race Results

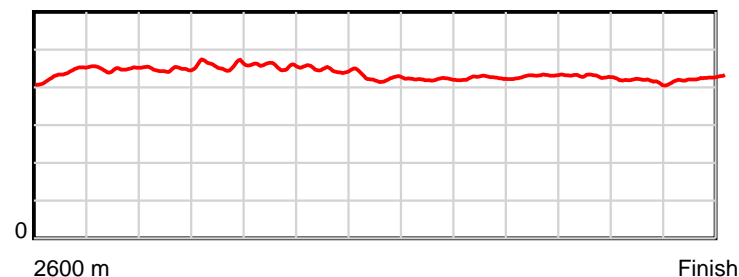
April 05, 2019, Race 4, RICOH MOBILE PACE, Distance 2600m, Addington - Survey 3200m

Result	TAB no.	Horse (Barrier)	2200m to	2000m to	1800m to	1600m to	1400m to	1200m to	1000m to	800m to	600m to	400m to	200m to	Total or	Margin
6th	9	Letterkenny Bo... (9)	2000m	1800m	1600m	1400m	1200m	1000m	800m	600m	400m	200m	WP	Average	
		Position in running (margin)	12(13.7)	12(13.4)	12(13.3)	12(13.7)	12(11.8)	10(8.5)	9(7.7)	5(3.2)	3(1.6)	4(1.9)	3(3.2)		6.30
		Sectional time (s)	15.82	16.31	16.73	15.73	13.86	14.02	14.64	14.76	15.30	14.62	14.59		
		Cumulative time (s)	166.38	150.56	134.25	117.52	101.79	87.93	73.91	59.27	44.51	29.21	14.59	3:16.38	
		Speed (m/s)	12.64	12.26	11.95	12.71	14.43	14.27	13.66	13.55	13.07	13.68	13.71	13.24	
		Stride length (m)	5.66	5.64	5.46	5.69	6.12	6.00	5.81	5.85	5.59	5.69	5.83	5.78	
		Stride duration (s)	0.448	0.460	0.457	0.447	0.424	0.421	0.425	0.431	0.428	0.416	0.425	0.437	
		Stride efficiency (%)	50.15	49.66	46.55	50.58	58.52	56.34	52.73	53.41	48.90	50.61	53.09	52.21	
		Stride count	35.31	35.48	36.64	35.15	32.68	33.31	34.43	34.21	35.75	35.14	34.31	449.82	

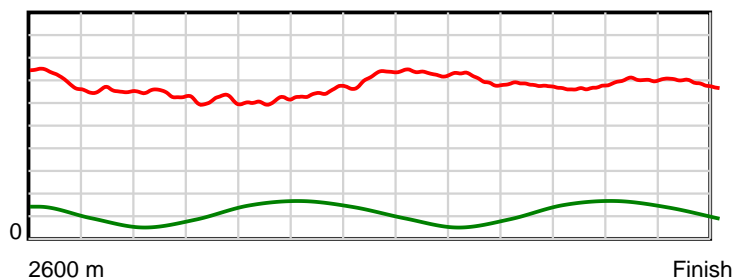
10 m Stride length



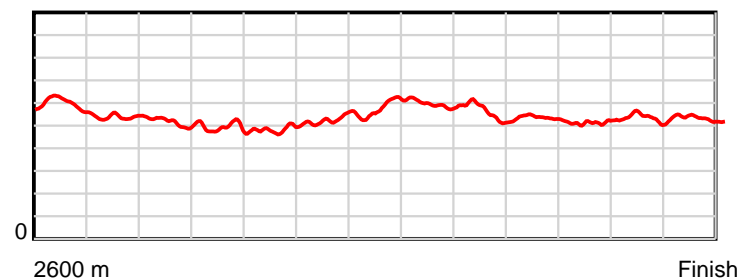
0.6 s Stride duration



20 m/sec Speed



100 % Stride efficiency



Note: Horizontal distance axis grid lines are 200m furlongs.

Disclaimer.

HRNZ and NZMTC and Thoroughbred Ratings Pty Ltd accepts no responsibility for the completeness or accuracy of any of the information contained herein, and makes no representations about its suitability for any particular purpose. Users should make their own judgements about those matters and/or seek independent advice. You assume all risks associated with use of the data provided on this page.



Race Results



April 05, 2019, Race 4, RICOH MOBILE PACE, Distance 2600m, Addington - Survey 3200m

Result	TAB no.	Horse (Barrier)	2600 to	2400m to
7th	8	Kiwis Are Flyi... (8)	2400m	2200m
		Position in running (margin)	-	8(6.1)
		Sectional time (s)	13.75	15.57
		Cumulative time (s)	196.52	182.77
		Speed (m/s)	14.55	12.85
		Stride length (m)	6.49	5.93
		Stride duration (s)	0.442	0.462
		Stride efficiency (%)	65.90	54.95
		Stride count	30.80	33.73

Disclaimer.

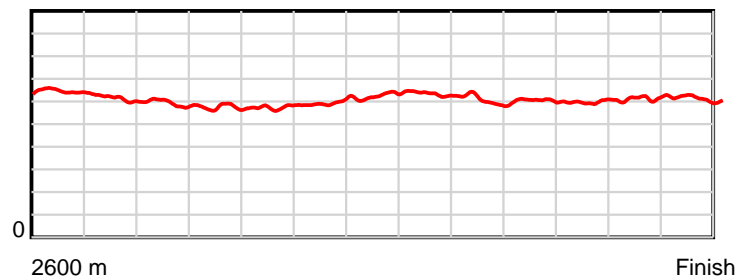
HRNZ and NZMTC and Thoroughbred Ratings Pty Ltd accepts no responsibility for the completeness or accuracy of any of the information contained herein, and makes no representations about its suitability for any particular purpose. Users should make their own judgements about those matters and/or seek independent advice. You assume all risks associated with use of the data provided on this page.

Race Results

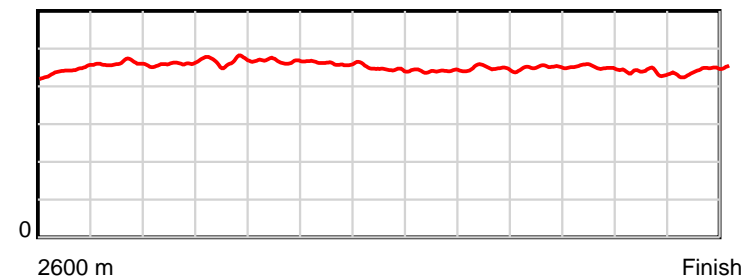
April 05, 2019, Race 4, RICOH MOBILE PACE, Distance 2600m, Addington - Survey 3200m

Result	TAB no.	Horse (Barrier)	2200m to	2000m to	1800m to	1600m to	1400m to	1200m to	1000m to	800m to	600m to	400m to	200m to	Total or	Margin
7th	8	Kiwis Are Flyi... (8)	2000m	1800m	1600m	1400m	1200m	1000m	800m	600m	400m	200m	WP	Average	
		Position in running (margin)	9(9.3)	9(10.3)	9(9.7)	9(10.1)	9(8.1)	8(7.0)	7(6.5)	7(4.4)	8(3.8)	8(3.8)	5(3.9)		7.00
		Sectional time (s)	16.05	16.22	16.73	15.71	14.22	14.07	15.06	14.91	15.25	14.42	14.56		
		Cumulative time (s)	167.20	151.15	134.93	118.20	102.49	88.27	74.20	59.14	44.23	28.98	14.56	3:16.52	
		Speed (m/s)	12.46	12.33	11.95	12.73	14.06	14.21	13.28	13.41	13.11	13.87	13.74	13.23	
		Stride length (m)	5.73	5.77	5.58	5.88	6.26	6.26	5.95	6.05	5.90	6.05	6.10	5.99	
		Stride duration (s)	0.460	0.468	0.467	0.461	0.446	0.441	0.448	0.451	0.450	0.436	0.444	0.453	
		Stride efficiency (%)	51.28	52.01	48.72	53.94	61.33	61.29	55.27	57.24	54.40	57.11	58.13	56.01	
		Stride count	34.91	34.67	35.82	34.04	31.92	31.94	33.63	33.04	33.90	33.08	32.79	434.27	

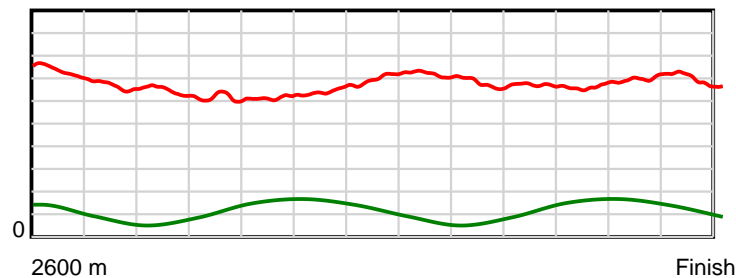
10 m Stride length



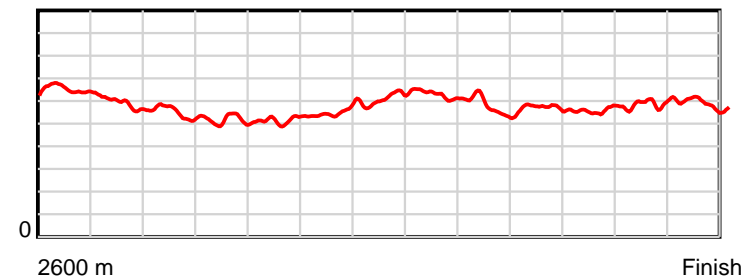
0.6 s Stride duration



20 m/sec Speed



100 % Stride efficiency



Note: Horizontal distance axis grid lines are 200m furlongs.

Disclaimer.

HRNZ and NZMTC and Thoroughbred Ratings Pty Ltd accepts no responsibility for the completeness or accuracy of any of the information contained herein, and makes no representations about its suitability for any particular purpose. Users should make their own judgements about those matters and/or seek independent advice. You assume all risks associated with use of the data provided on this page.



Race Results



April 05, 2019, Race 4, RICOH MOBILE PACE, Distance 2600m, Addington - Survey 3200m

Result	TAB no.	Horse (Barrier)	2600 to	2400m to
8th	11	Bird Of Paradi... (11)	2400m	2200m
		Position in running (margin)	-	11(8.9)
		Sectional time (s)	14.15	15.48
		Cumulative time (s)	196.60	182.45
		Speed (m/s)	14.14	12.92
		Stride length (m)	6.60	6.08
		Stride duration (s)	0.448	0.471
		Stride efficiency (%)	68.01	57.79
		Stride count	30.32	32.89

Disclaimer.

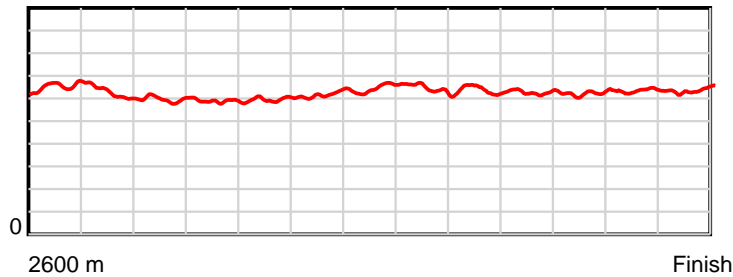
HRNZ and NZMTC and Thoroughbred Ratings Pty Ltd accepts no responsibility for the completeness or accuracy of any of the information contained herein, and makes no representations about its suitability for any particular purpose. Users should make their own judgements about those matters and/or seek independent advice. You assume all risks associated with use of the data provided on this page.

Race Results

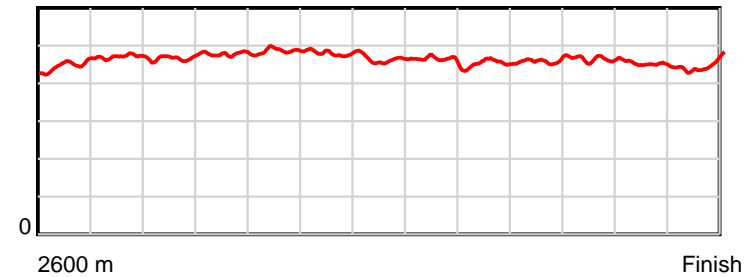
April 05, 2019, Race 4, RICOH MOBILE PACE, Distance 2600m, Addington - Survey 3200m

Result	TAB no.	Horse (Barrier)	2200m to	2000m to	1800m to	1600m to	1400m to	1200m to	1000m to	800m to	600m to	400m to	200m to	Total or	Margin
8th	11	Bird Of Paradi... (11)	2000m	1800m	1600m	1400m	1200m	1000m	800m	600m	400m	200m	WP	Average	
		Position in running (margin)	11(11.5)	10(10.6)	10(10.8)	10(10.5)	10(9.0)	12(9.2)	13(11.5)	11(7.0)	9(5.3)	9(5.5)	10(7.0)		7.50
		Sectional time (s)	15.72	16.36	16.62	15.79	14.44	14.53	14.65	14.74	15.29	14.65	14.18		
		Cumulative time (s)	166.97	151.25	134.89	118.27	102.48	88.04	73.51	58.86	44.12	28.83	14.18	3:16.60	
		Speed (m/s)	12.72	12.22	12.03	12.67	13.85	13.76	13.65	13.57	13.08	13.65	14.10	13.22	
		Stride length (m)	5.93	5.84	5.84	6.09	6.42	6.37	6.18	6.25	6.07	6.14	6.35	6.16	
		Stride duration (s)	0.466	0.478	0.485	0.481	0.463	0.463	0.453	0.461	0.464	0.450	0.450	0.466	
		Stride efficiency (%)	54.98	53.35	53.31	57.96	64.37	63.36	59.65	61.08	57.56	58.97	63.01	59.27	
		Stride count	33.72	34.23	34.24	32.84	31.16	31.41	32.37	31.99	32.95	32.56	31.50	422.18	

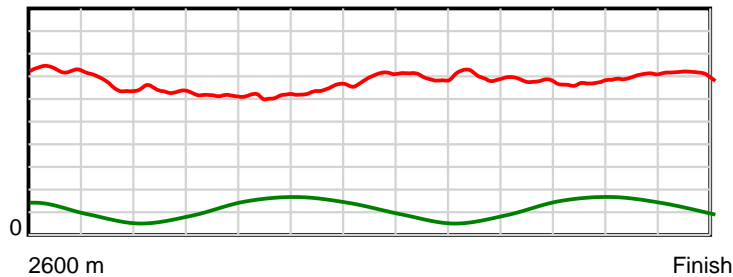
10 m Stride length



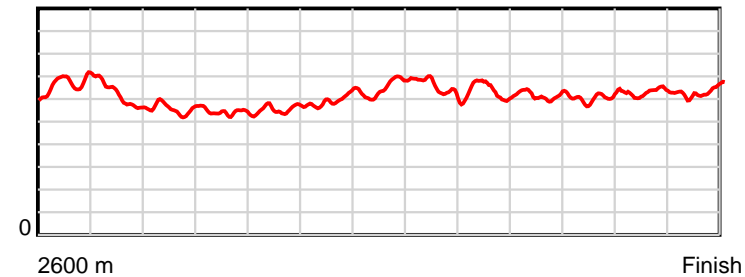
0.6 s Stride duration



20 m/sec Speed



100 % Stride efficiency



Note: Horizontal distance axis grid lines are 200m furlongs.

Disclaimer.

HRNZ and NZMTC and Thoroughbred Ratings Pty Ltd accepts no responsibility for the completeness or accuracy of any of the information contained herein, and makes no representations about its suitability for any particular purpose. Users should make their own judgements about those matters and/or seek independent advice. You assume all risks associated with use of the data provided on this page.



Race Results



April 05, 2019, Race 4, RICOH MOBILE PACE, Distance 2600m, Addington - Survey 3200m

Result	TAB no.	Horse (Barrier)	2600 to	2400m to
9th	2	Cindy Bromac (2)	2400m	2200m
		Position in running (margin)	-	3(1.4)
		Sectional time (s)	12.91	15.45
		Cumulative time (s)	196.64	183.73
		Speed (m/s)	15.49	12.94
		Stride length (m)	6.62	6.07
		Stride duration (s)	0.426	0.469
		Stride efficiency (%)	68.54	57.50
		Stride count	30.20	32.97

Disclaimer.

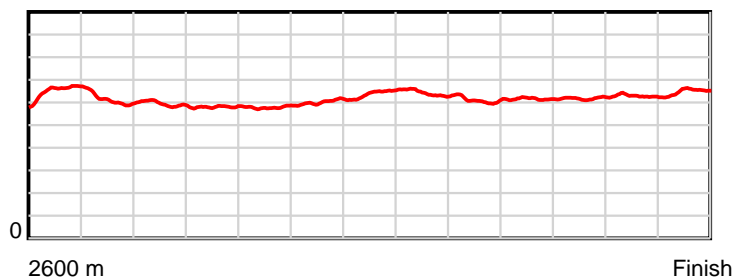
HRNZ and NZMTC and Thoroughbred Ratings Pty Ltd accepts no responsibility for the completeness or accuracy of any of the information contained herein, and makes no representations about its suitability for any particular purpose. Users should make their own judgements about those matters and/or seek independent advice. You assume all risks associated with use of the data provided on this page.

Race Results

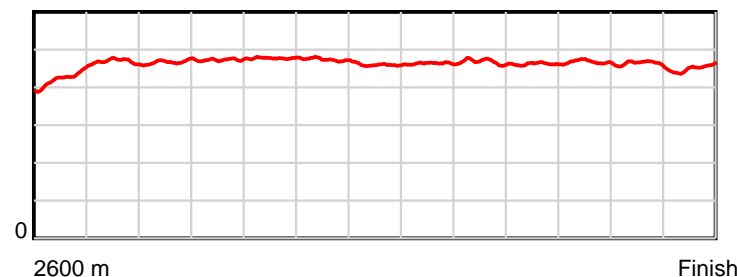
April 05, 2019, Race 4, RICOH MOBILE PACE, Distance 2600m, Addington - Survey 3200m

Result	TAB no.	Horse (Barrier)	2200m to	2000m to	1800m to	1600m to	1400m to	1200m to	1000m to	800m to	600m to	400m to	200m to	Total or	Margin
9th	2	Cindy Bromac (2)	2000m	1800m	1600m	1400m	1200m	1000m	800m	600m	400m	200m	WP	Average	
		Position in running (margin)	4(3.9)	3(3.8)	3(3.9)	4(4.3)	4(3.5)	5(3.6)	6(5.6)	9(5.5)	11(6.0)	10(5.8)	12(8.0)		7.70
		Sectional time (s)	15.86	16.34	16.74	15.90	14.43	14.48	15.39	15.11	15.21	14.77	14.05		
		Cumulative time (s)	168.28	152.42	136.08	119.34	103.44	89.01	74.53	59.14	44.03	28.82	14.05	3:16.64	
		Speed (m/s)	12.61	12.24	11.95	12.58	13.86	13.81	13.00	13.24	13.15	13.54	14.23	13.22	
		Stride length (m)	5.89	5.79	5.70	5.95	6.38	6.39	6.08	6.10	6.14	6.27	6.43	6.13	
		Stride duration (s)	0.467	0.473	0.477	0.473	0.460	0.463	0.468	0.461	0.467	0.463	0.452	0.463	
		Stride efficiency (%)	54.30	52.34	50.77	55.34	63.51	63.89	57.77	58.23	58.94	61.35	64.58	58.69	
		Stride count	33.93	34.56	35.09	33.61	31.37	31.28	32.89	32.76	32.57	31.92	31.11	424.26	

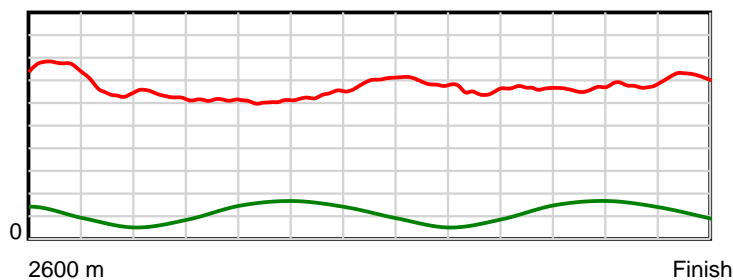
10 m Stride length



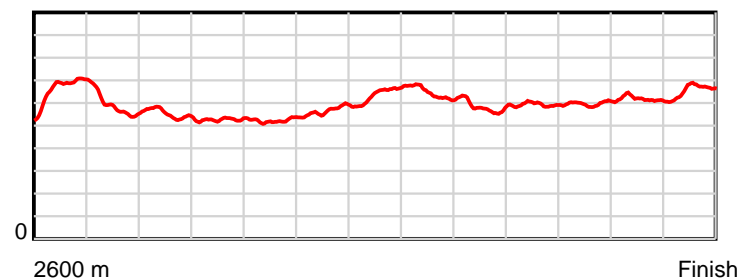
0.6 s Stride duration



20 m/sec Speed



100 % Stride efficiency



Note: Horizontal distance axis grid lines are 200m furlongs.

Disclaimer.

HRNZ and NZMTC and Thoroughbred Ratings Pty Ltd accepts no responsibility for the completeness or accuracy of any of the information contained herein, and makes no representations about its suitability for any particular purpose. Users should make their own judgements about those matters and/or seek independent advice. You assume all risks associated with use of the data provided on this page.



Race Results



April 05, 2019, Race 4, RICOH MOBILE PACE, Distance 2600m, Addington - Survey 3200m

Result	TAB no.	Horse (Barrier)	2600 to	2400m to
10th	10	Delightful Maj... (10)	2400m	2200m
		Position in running (margin)	-	7(6.1)
		Sectional time (s)	13.68	15.47
		Cumulative time (s)	196.74	183.06
		Speed (m/s)	14.62	12.93
		Stride length (m)	6.55	6.04
		Stride duration (s)	0.433	0.467
		Stride efficiency (%)	67.03	56.96
		Stride count	30.54	33.13

Disclaimer.

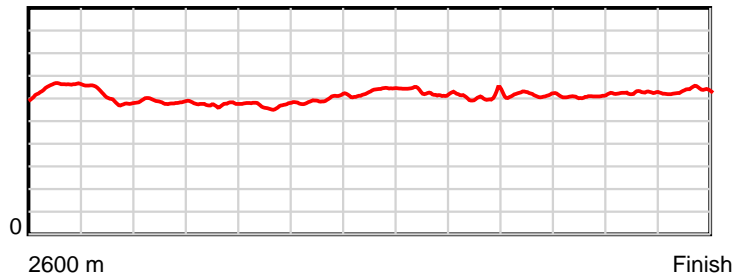
HRNZ and NZMTC and Thoroughbred Ratings Pty Ltd accepts no responsibility for the completeness or accuracy of any of the information contained herein, and makes no representations about its suitability for any particular purpose. Users should make their own judgements about those matters and/or seek independent advice. You assume all risks associated with use of the data provided on this page.

Race Results

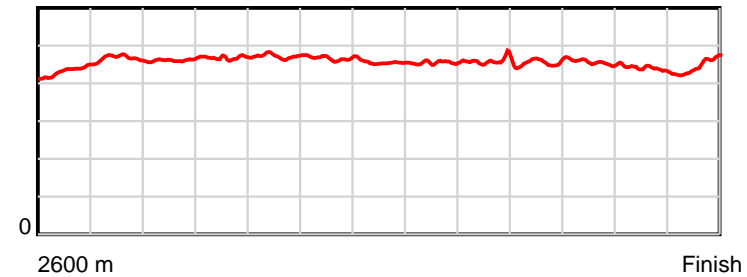
April 05, 2019, Race 4, RICOH MOBILE PACE, Distance 2600m, Addington - Survey 3200m

Result	TAB no.	Horse (Barrier)	2200m to	2000m to	1800m to	1600m to	1400m to	1200m to	1000m to	800m to	600m to	400m to	200m to	Total or	Margin
10th	10	Delightful Maj... (10)	2000m	1800m	1600m	1400m	1200m	1000m	800m	600m	400m	200m	WP	Average	
		Position in running (margin)	8(8.7)	8(8.8)	8(8.5)	8(8.9)	8(7.1)	9(7.3)	12(9.6)	13(8.6)	12(6.8)	12(7.8)	11(7.7)		8.30
		Sectional time (s)	15.88	16.28	16.74	15.73	14.45	14.54	15.23	14.73	15.40	14.40	14.21		
		Cumulative time (s)	167.59	151.71	135.43	118.69	102.96	88.51	73.97	58.74	44.01	28.61	14.21	3:16.74	
		Speed (m/s)	12.59	12.29	11.95	12.71	13.84	13.76	13.13	13.58	12.99	13.89	14.07	13.22	
		Stride length (m)	5.80	5.74	5.64	5.94	6.29	6.25	6.00	6.19	5.92	6.07	6.32	6.05	
		Stride duration (s)	0.461	0.468	0.472	0.467	0.455	0.455	0.457	0.456	0.456	0.437	0.449	0.458	
		Stride efficiency (%)	52.64	51.53	49.71	55.11	61.90	61.12	56.23	59.79	54.72	57.54	62.38	57.15	
		Stride count	34.46	34.83	35.46	33.68	31.78	31.98	33.34	32.33	33.80	32.96	31.65	429.94	

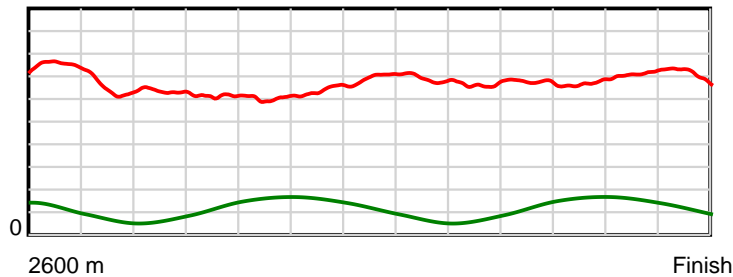
10 m Stride length



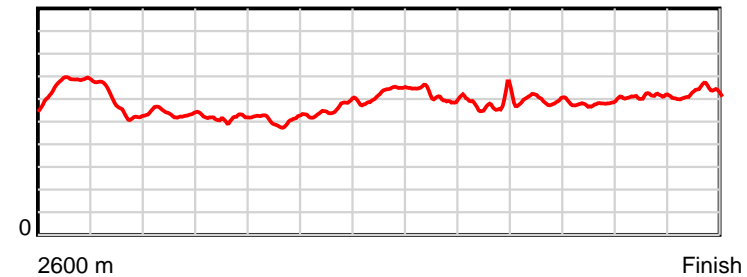
0.6 s Stride duration



20 m/sec Speed



100 % Stride efficiency



Note: Horizontal distance axis grid lines are 200m furlongs.

Disclaimer.

HRNZ and NZMTC and Thoroughbred Ratings Pty Ltd accepts no responsibility for the completeness or accuracy of any of the information contained herein, and makes no representations about its suitability for any particular purpose. Users should make their own judgements about those matters and/or seek independent advice. You assume all risks associated with use of the data provided on this page.



Race Results



April 05, 2019, Race 4, RICOH MOBILE PACE, Distance 2600m, Addington - Survey 3200m

Result	TAB no.	Horse (Barrier)	2600 to	2400m to
11th	1	Canardly Remem... (1)	2400m	2200m
		Position in running (margin)	-	5(3.7)
		Sectional time (s)	13.17	15.50
		Cumulative time (s)	197.03	183.86
		Speed (m/s)	15.19	12.90
		Stride length (m)	6.21	5.68
		Stride duration (s)	0.408	0.440
		Stride efficiency (%)	60.33	50.39
		Stride count	32.19	35.22

Disclaimer.

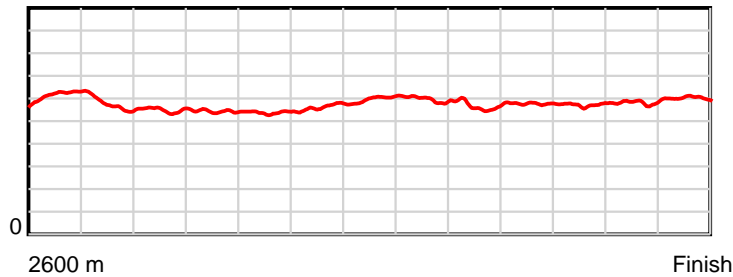
HRNZ and NZMTC and Thoroughbred Ratings Pty Ltd accepts no responsibility for the completeness or accuracy of any of the information contained herein, and makes no representations about its suitability for any particular purpose. Users should make their own judgements about those matters and/or seek independent advice. You assume all risks associated with use of the data provided on this page.

Race Results

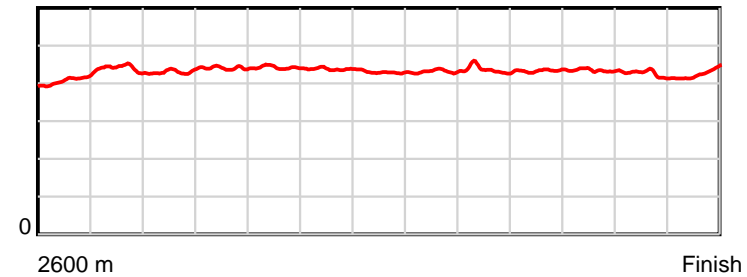
April 05, 2019, Race 4, RICOH MOBILE PACE, Distance 2600m, Addington - Survey 3200m

Result	TAB no.	Horse (Barrier)	2200m to	2000m to	1800m to	1600m to	1400m to	1200m to	1000m to	800m to	600m to	400m to	200m to	Total or	Margin
11th	1	Canardly Remem... (1)	2000m	1800m	1600m	1400m	1200m	1000m	800m	600m	400m	200m	WP	Average	
		Position in running (margin)	6(6.5)	6(6.4)	6(6.4)	6(6.9)	6(5.4)	7(5.7)	8(7.5)	12(7.5)	13(8.0)	13(8.0)	13(9.3)		9.90
		Sectional time (s)	15.86	16.33	16.75	15.79	14.47	14.45	15.41	15.09	15.25	14.64	14.32		
		Cumulative time (s)	168.36	152.50	136.17	119.42	103.63	89.16	74.71	59.30	44.21	28.96	14.32	3:17.03	
		Speed (m/s)	12.61	12.25	11.94	12.67	13.82	13.84	12.98	13.25	13.11	13.66	13.97	13.20	
		Stride length (m)	5.43	5.40	5.28	5.55	5.94	5.97	5.66	5.75	5.70	5.80	5.96	5.71	
		Stride duration (s)	0.430	0.441	0.442	0.438	0.430	0.431	0.436	0.434	0.435	0.425	0.426	0.432	
		Stride efficiency (%)	46.04	45.52	43.61	48.08	55.11	55.71	50.08	51.62	50.78	52.63	55.45	50.88	
		Stride count	36.85	37.06	37.86	36.05	33.68	33.50	35.33	34.80	35.09	34.46	33.58	455.67	

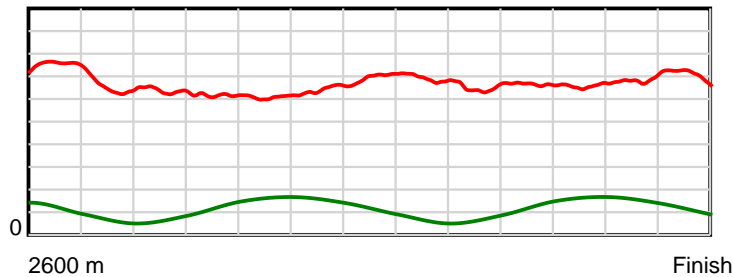
10 m Stride length



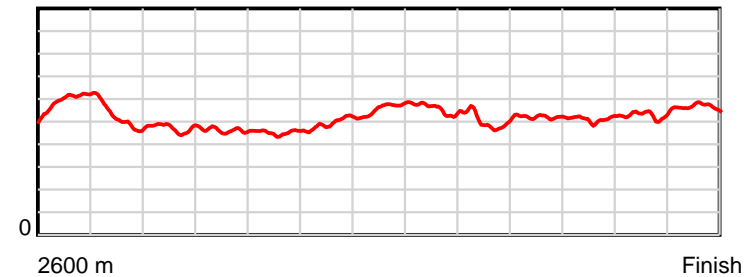
0.6 s Stride duration



20 m/sec Speed



100 % Stride efficiency



Note: Horizontal distance axis grid lines are 200m furlongs.

Disclaimer.

HRNZ and NZMTC and Thoroughbred Ratings Pty Ltd accepts no responsibility for the completeness or accuracy of any of the information contained herein, and makes no representations about its suitability for any particular purpose. Users should make their own judgements about those matters and/or seek independent advice. You assume all risks associated with use of the data provided on this page.



Race Results



April 05, 2019, Race 4, RICOH MOBILE PACE, Distance 2600m, Addington - Survey 3200m

Result	TAB no.	Horse (Barrier)	2600 to	2400m to
12th	13	The Dude (13)	2400m	2200m
		Position in running (margin)	-	13(9.9)
		Sectional time (s)	14.12	16.04
		Cumulative time (s)	197.03	182.91
		Speed (m/s)	14.17	12.47
		Stride length (m)	7.05	5.77
		Stride duration (s)	0.481	0.463
		Stride efficiency (%)	77.57	52.06
		Stride count	28.39	34.65

Disclaimer.

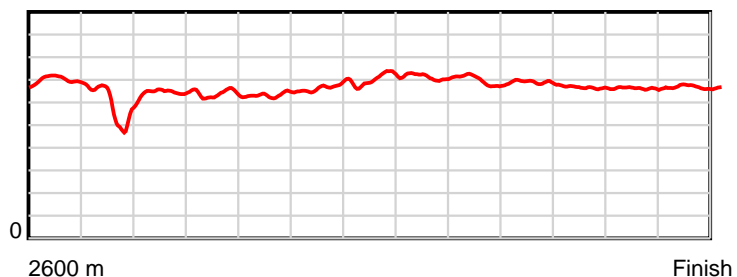
HRNZ and NZMTC and Thoroughbred Ratings Pty Ltd accepts no responsibility for the completeness or accuracy of any of the information contained herein, and makes no representations about its suitability for any particular purpose. Users should make their own judgements about those matters and/or seek independent advice. You assume all risks associated with use of the data provided on this page.

Race Results

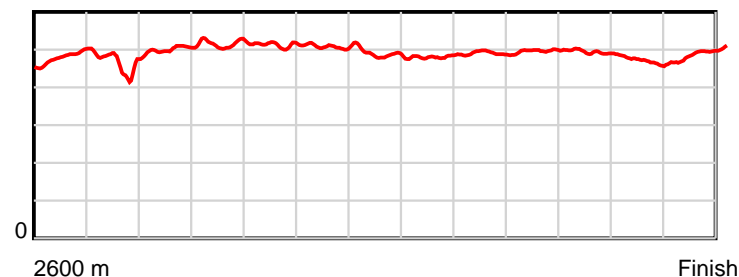
April 05, 2019, Race 4, RICOH MOBILE PACE, Distance 2600m, Addington - Survey 3200m

Result	TAB no.	Horse (Barrier)	2200m to	2000m to	1800m to	1600m to	1400m to	1200m to	1000m to	800m to	600m to	400m to	200m to	Total or	Margin
12th	13	The Dude (13)	2000m	1800m	1600m	1400m	1200m	1000m	800m	600m	400m	200m	WP	Average	
		Position in running (margin)	13(16.0)	13(15.7)	13(15.4)	13(15.9)	13(13.6)	13(10.4)	11(8.8)	8(4.8)	6(3.0)	6(3.6)	7(4.8)		9.90
		Sectional time (s)	15.84	16.27	16.76	15.65	13.88	13.89	14.74	14.72	15.36	14.61	15.15		
		Cumulative time (s)	166.87	151.03	134.76	118.00	102.35	88.47	74.58	59.84	45.12	29.76	15.15	3:17.03	
		Speed (m/s)	12.63	12.29	11.93	12.78	14.41	14.40	13.57	13.59	13.02	13.69	13.20	13.20	
		Stride length (m)	6.33	6.35	6.12	6.51	7.00	6.93	6.65	6.77	6.41	6.39	6.53	6.50	
		Stride duration (s)	0.501	0.517	0.513	0.509	0.486	0.481	0.490	0.498	0.492	0.467	0.495	0.493	
		Stride efficiency (%)	62.55	63.06	58.50	66.23	76.54	75.12	69.04	71.52	64.14	63.75	66.69	66.10	
		Stride count	31.61	31.48	32.69	30.72	28.58	28.85	30.09	29.56	31.22	31.31	30.62	399.77	

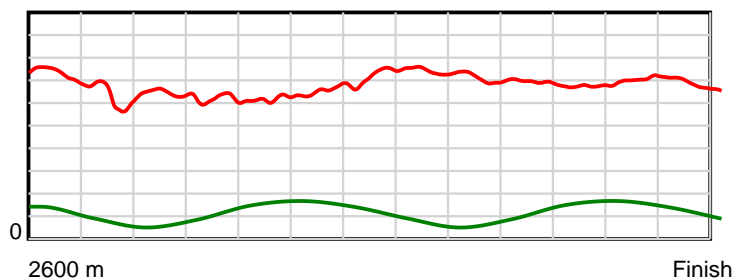
10 m Stride length



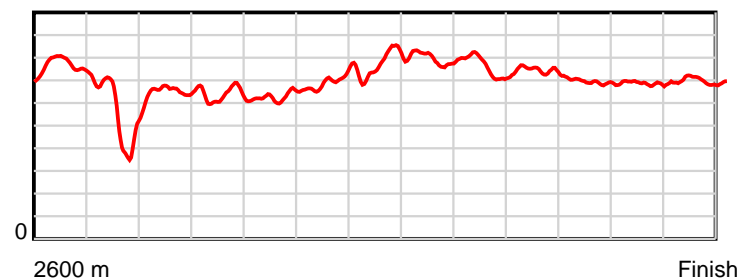
0.6 s Stride duration



20 m/sec Speed



100 % Stride efficiency



Note: Horizontal distance axis grid lines are 200m furlongs.

Disclaimer.

HRNZ and NZMTC and Thoroughbred Ratings Pty Ltd accepts no responsibility for the completeness or accuracy of any of the information contained herein, and makes no representations about its suitability for any particular purpose. Users should make their own judgements about those matters and/or seek independent advice. You assume all risks associated with use of the data provided on this page.



Race Results



April 05, 2019, Race 4, RICOH MOBILE PACE, Distance 2600m, Addington - Survey 3200m

Result	TAB no.	Horse (Barrier)	2600 to	2400m to
13th	12	Kotare Yolande (12)	2400m	2200m
		Position in running (margin)	-	9(6.8)
		Sectional time (s)	13.75	15.11
		Cumulative time (s)	197.09	183.34
		Speed (m/s)	14.55	13.24
		Stride length (m)	6.73	6.21
		Stride duration (s)	0.451	0.469
		Stride efficiency (%)	70.87	60.31
		Stride count	29.70	32.19

Disclaimer.

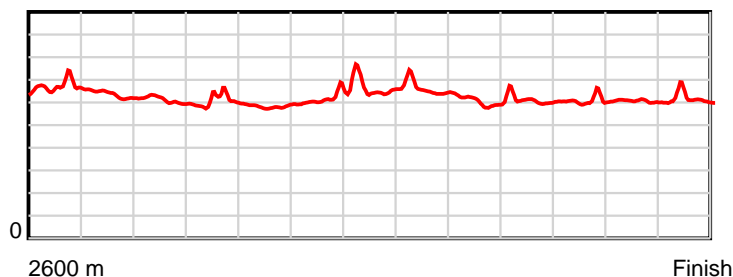
HRNZ and NZMTC and Thoroughbred Ratings Pty Ltd accepts no responsibility for the completeness or accuracy of any of the information contained herein, and makes no representations about its suitability for any particular purpose. Users should make their own judgements about those matters and/or seek independent advice. You assume all risks associated with use of the data provided on this page.

Race Results

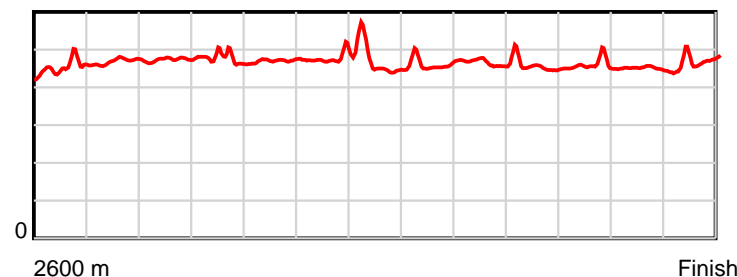
April 05, 2019, Race 4, RICOH MOBILE PACE, Distance 2600m, Addington - Survey 3200m

Result	TAB no.	Horse (Barrier)	2200m to	2000m to	1800m to	1600m to	1400m to	1200m to	1000m to	800m to	600m to	400m to	200m to	Total or	Margin
13th	12	Kotare Yolande (12)	2000m	1800m	1600m	1400m	1200m	1000m	800m	600m	400m	200m	WP	Average	
		Position in running (margin)	7(7.3)	7(7.4)	4(4.1)	3(4.1)	3(2.6)	2(0.2)	1(0.0)	1(0.0)	1(0.0)	1(0.0)	4(3.3)		10.20
		Sectional time (s)	15.90	15.77	16.67	15.79	14.01	14.12	15.40	15.02	15.25	14.96	15.34		
		Cumulative time (s)	168.23	152.33	136.56	119.89	104.10	90.09	75.97	60.57	45.55	30.30	15.34	3:17.09	
		Speed (m/s)	12.58	12.68	12.00	12.67	14.28	14.16	12.99	13.32	13.11	13.37	13.04	13.19	
		Stride length (m)	5.95	5.99	5.65	6.00	6.64	6.53	6.03	6.05	5.99	6.02	6.08	6.13	
		Stride duration (s)	0.473	0.473	0.471	0.474	0.465	0.461	0.465	0.454	0.457	0.450	0.466	0.465	
		Stride efficiency (%)	55.37	56.11	49.84	56.22	68.92	66.58	56.88	57.20	56.10	56.59	57.78	58.73	
		Stride count	33.60	33.38	35.41	33.34	30.12	30.64	33.15	33.06	33.38	33.23	32.89	424.09	

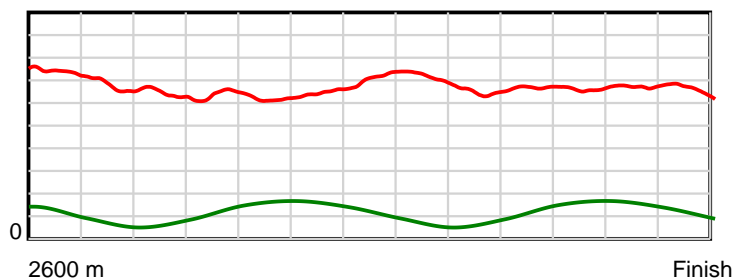
10 m Stride length



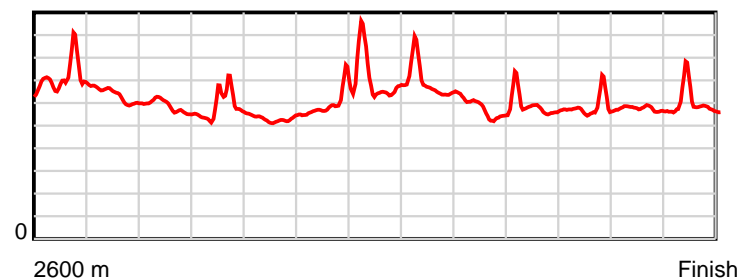
0.6 s Stride duration



20 m/sec Speed



100 % Stride efficiency



Note: Horizontal distance axis grid lines are 200m furlongs.

Disclaimer.

HRNZ and NZMTC and Thoroughbred Ratings Pty Ltd accepts no responsibility for the completeness or accuracy of any of the information contained herein, and makes no representations about its suitability for any particular purpose. Users should make their own judgements about those matters and/or seek independent advice. You assume all risks associated with use of the data provided on this page.



Race Results



April 05, 2019, Race 5, FRED SHAW MEMORIAL NZ TROTTING CHAMPIONSHIP (MOBILE TROT), Distance 2600m, Addington - Survey 3200m

Result	TAB no.	Horse (Barrier)	2600 to	2400m to
1st	4	Speeding Spur (4)	2400m	2200m
		Position in running (margin)	-	1(0.0)
		Sectional time (s)	12.97	15.30
		Cumulative time (s)	197.73	184.76
		Speed (m/s)	15.41	13.07
		Stride length (m)	6.64	6.27
		Stride duration (s)	0.431	0.480
		Stride efficiency (%)	68.83	61.49
		Stride count	30.14	31.88

Disclaimer.

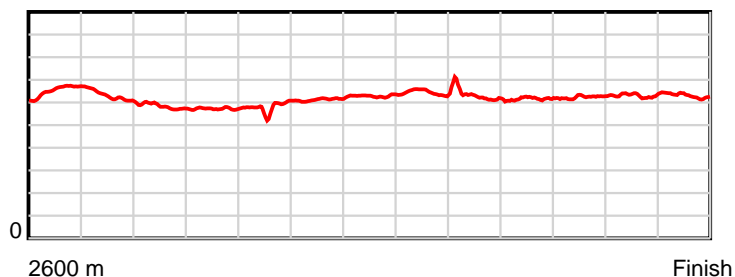
HRNZ and NZMTC and Thoroughbred Ratings Pty Ltd accepts no responsibility for the completeness or accuracy of any of the information contained herein, and makes no representations about its suitability for any particular purpose. Users should make their own judgements about those matters and/or seek independent advice. You assume all risks associated with use of the data provided on this page.

Race Results

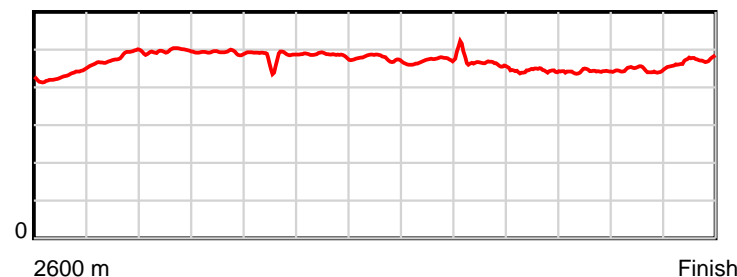
April 05, 2019, Race 5, FRED SHAW MEMORIAL NZ TROTTING CHAMPIONSHIP (MOBILE TROT), Distance 2600m, Addington - Survey 3200m

Result	TAB no.	Horse (Barrier)	2200m to	2000m to	1800m to	1600m to	1400m to	1200m to	1000m to	800m to	600m to	400m to	200m to	Total or	Margin
1st	4	Speeding Spur (4)	2000m	1800m	1600m	1400m	1200m	1000m	800m	600m	400m	200m	WP	Average	
		Position in running (margin)	1(0.0)	1(0.0)	1(0.0)	1(0.0)	1(0.0)	1(0.0)	1(0.0)	1(0.0)	2(0.7)	1(0.0)	1(0.0)		0.00
		Sectional time (s)	16.93	17.10	16.78	16.02	15.12	14.60	14.81	14.44	14.34	14.30	15.02		
		Cumulative time (s)	169.46	152.53	135.43	118.65	102.63	87.51	72.91	58.10	43.66	29.32	15.02	3:17.73	
		Speed (m/s)	11.81	11.70	11.92	12.48	13.23	13.70	13.50	13.85	13.95	13.99	13.32	13.15	
		Stride length (m)	5.85	5.76	5.73	6.06	6.32	6.44	6.27	6.11	6.15	6.23	6.27	6.15	
		Stride duration (s)	0.495	0.492	0.481	0.485	0.478	0.470	0.464	0.441	0.441	0.445	0.471	0.468	
		Stride efficiency (%)	53.55	51.82	51.25	57.42	62.42	64.90	61.43	58.30	59.09	60.64	61.51	59.14	
		Stride count	34.17	34.73	34.92	32.99	31.64	31.03	31.90	32.74	32.52	32.11	31.88	422.65	

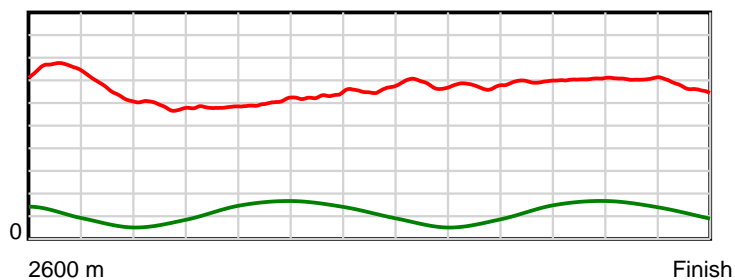
10 m Stride length



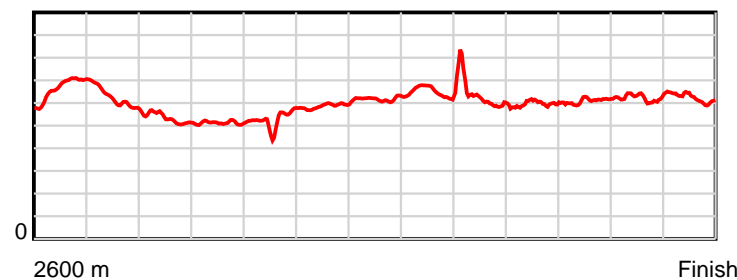
0.6 s Stride duration



20 m/sec Speed



100 % Stride efficiency



Note: Horizontal distance axis grid lines are 200m furlongs.

Disclaimer.

HRNZ and NZMTC and Thoroughbred Ratings Pty Ltd accepts no responsibility for the completeness or accuracy of any of the information contained herein, and makes no representations about its suitability for any particular purpose. Users should make their own judgements about those matters and/or seek independent advice. You assume all risks associated with use of the data provided on this page.



Race Results



April 05, 2019, Race 5, FRED SHAW MEMORIAL NZ TROTTING CHAMPIONSHIP (MOBILE TROT), Distance 2600m, Addington - Survey 3200m

Result	TAB no.	Horse (Barrier)	2600 to	2400m to
2nd	7	Sundees Son (7)	2400m	2200m
		Position in running (margin)	-	7(6.3)
		Sectional time (s)	14.04	16.17
		Cumulative time (s)	197.80	183.76
		Speed (m/s)	14.24	12.37
		Stride length (m)	6.22	5.86
		Stride duration (s)	0.433	0.474
		Stride efficiency (%)	60.40	53.68
		Stride count	32.17	34.12

Disclaimer.

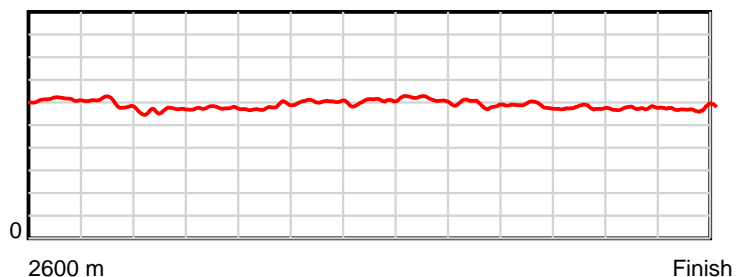
HRNZ and NZMTC and Thoroughbred Ratings Pty Ltd accepts no responsibility for the completeness or accuracy of any of the information contained herein, and makes no representations about its suitability for any particular purpose. Users should make their own judgements about those matters and/or seek independent advice. You assume all risks associated with use of the data provided on this page.

Race Results

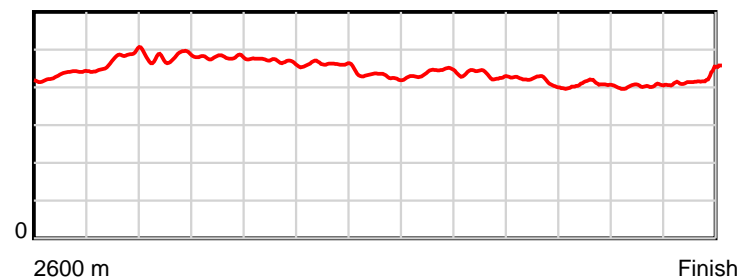
April 05, 2019, Race 5, FRED SHAW MEMORIAL NZ TROTTING CHAMPIONSHIP (MOBILE TROT), Distance 2600m, Addington - Survey 3200m

Result	TAB no.	Horse (Barrier)	2200m to	2000m to	1800m to	1600m to	1400m to	1200m to	1000m to	800m to	600m to	400m to	200m to	Total or	Margin
2nd	7	Sundees Son (7)	2000m	1800m	1600m	1400m	1200m	1000m	800m	600m	400m	200m	WP	Average	
		Position in running (margin)	7(11.5)	8(12.5)	8(9.5)	8(8.4)	7(6.6)	2(0.4)	2(0.8)	3(0.7)	1(0.0)	2(0.3)	2(0.9)		0.40
		Sectional time (s)	17.10	16.59	16.60	15.71	14.09	14.65	14.80	14.22	14.50	14.40	14.93		
		Cumulative time (s)	167.59	150.49	133.90	117.30	101.59	87.50	72.85	58.05	43.83	29.33	14.93	3:17.80	
		Speed (m/s)	11.70	12.06	12.05	12.73	14.19	13.65	13.51	14.06	13.79	13.89	13.40	13.14	
		Stride length (m)	5.62	5.78	5.66	5.88	6.09	5.99	5.86	5.85	5.62	5.60	5.66	5.82	
		Stride duration (s)	0.480	0.480	0.470	0.462	0.429	0.439	0.433	0.416	0.407	0.404	0.422	0.442	
		Stride efficiency (%)	49.32	52.22	50.05	53.96	57.88	56.14	53.62	53.44	49.34	49.06	49.99	52.85	
		Stride count	35.60	34.60	35.34	34.04	32.86	33.37	34.14	34.20	35.59	35.69	35.36	447.08	

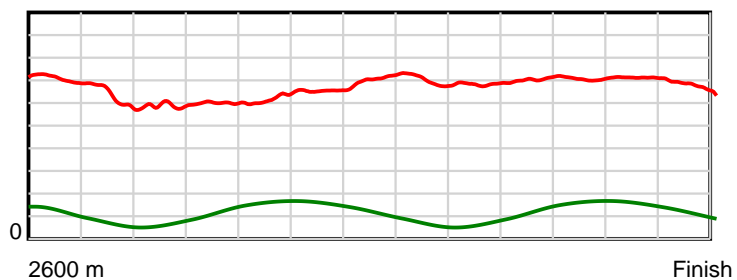
10 m Stride length



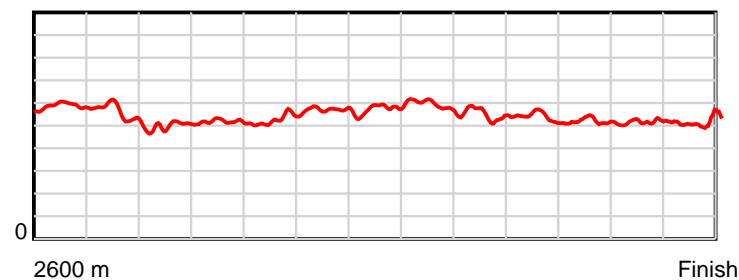
0.6 s Stride duration



20 m/sec Speed



100 % Stride efficiency



Note: Horizontal distance axis grid lines are 200m furlongs.

Disclaimer.

HRNZ and NZMTC and Thoroughbred Ratings Pty Ltd accepts no responsibility for the completeness or accuracy of any of the information contained herein, and makes no representations about its suitability for any particular purpose. Users should make their own judgements about those matters and/or seek independent advice. You assume all risks associated with use of the data provided on this page.



Race Results



April 05, 2019, Race 5, FRED SHAW MEMORIAL NZ TROTTING CHAMPIONSHIP (MOBILE TROT), Distance 2600m, Addington - Survey 3200m

Result	TAB no.	Horse (Barrier)	2600 to	2400m to
3rd	3	Kings Landing (3)	2400m	2200m
		Position in running (margin)	-	5(3.7)
		Sectional time (s)	13.72	15.92
		Cumulative time (s)	198.21	184.49
		Speed (m/s)	14.57	12.56
		Stride length (m)	6.37	6.04
		Stride duration (s)	0.431	0.481
		Stride efficiency (%)	63.38	57.02
		Stride count	31.40	33.11

Disclaimer.

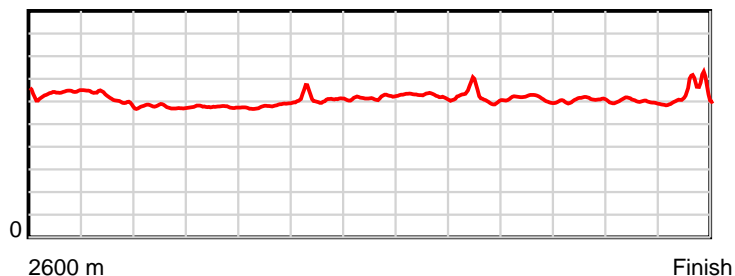
HRNZ and NZMTC and Thoroughbred Ratings Pty Ltd accepts no responsibility for the completeness or accuracy of any of the information contained herein, and makes no representations about its suitability for any particular purpose. Users should make their own judgements about those matters and/or seek independent advice. You assume all risks associated with use of the data provided on this page.

Race Results

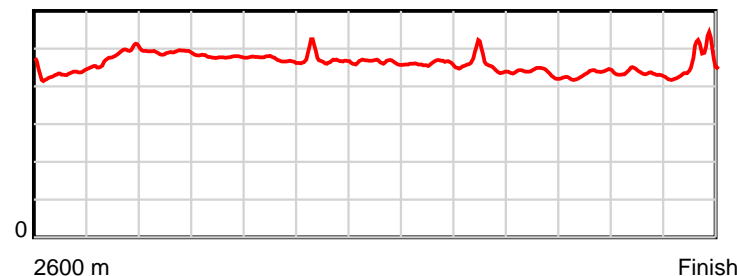
April 05, 2019, Race 5, FRED SHAW MEMORIAL NZ TROTTING CHAMPIONSHIP (MOBILE TROT), Distance 2600m, Addington - Survey 3200m

Result	TAB no.	Horse (Barrier)	2200m to	2000m to	1800m to	1600m to	1400m to	1200m to	1000m to	800m to	600m to	400m to	200m to	Total or	Margin
3rd	3	Kings Landing (3)	2000m	1800m	1600m	1400m	1200m	1000m	800m	600m	400m	200m	WP	Average	
		Position in running (margin)	5(7.4)	5(8.2)	4(5.3)	4(4.1)	3(2.3)	3(1.3)	5(2.5)	5(2.8)	4(2.4)	3(3.2)	3(4.9)		2.70
		Sectional time (s)	17.06	16.61	16.59	15.72	14.95	14.79	14.86	14.26	14.58	14.57	14.58		
		Cumulative time (s)	168.57	151.51	134.90	118.31	102.59	87.64	72.85	57.99	43.73	29.15	14.58	3:18.21	
		Speed (m/s)	11.72	12.04	12.06	12.72	13.38	13.52	13.46	14.03	13.72	13.73	13.72	13.12	
		Stride length (m)	5.76	5.75	5.68	5.99	6.20	6.20	6.14	6.12	5.94	5.94	6.28	6.02	
		Stride duration (s)	0.491	0.478	0.471	0.471	0.463	0.458	0.456	0.436	0.433	0.433	0.458	0.459	
		Stride efficiency (%)	51.77	51.71	50.46	56.09	60.02	60.01	58.86	58.57	55.19	55.23	61.65	56.72	
		Stride count	34.75	34.77	35.20	33.38	32.27	32.27	32.59	32.67	33.65	33.64	31.84	431.54	

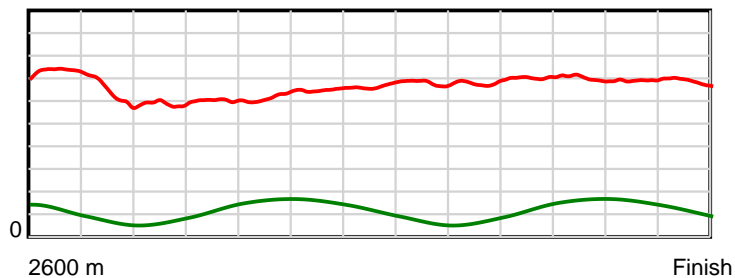
10 m Stride length



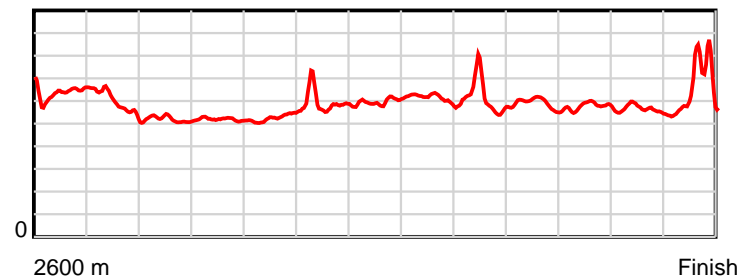
0.6 s Stride duration



20 m/sec Speed



100 % Stride efficiency



Note: Horizontal distance axis grid lines are 200m furlongs.

Disclaimer.

HRNZ and NZMTC and Thoroughbred Ratings Pty Ltd accepts no responsibility for the completeness or accuracy of any of the information contained herein, and makes no representations about its suitability for any particular purpose. Users should make their own judgements about those matters and/or seek independent advice. You assume all risks associated with use of the data provided on this page.



Race Results



April 05, 2019, Race 5, FRED SHAW MEMORIAL NZ TROTTING CHAMPIONSHIP (MOBILE TROT), Distance 2600m, Addington - Survey 3200m

Result	TAB no.	Horse (Barrier)	2600 to	2400m to
4th	2	Destiny Jones (2)	2400m	2200m
		Position in running (margin)	-	6(5.6)
		Sectional time (s)	13.86	15.90
		Cumulative time (s)	198.33	184.47
		Speed (m/s)	14.43	12.58
		Stride length (m)	6.57	6.32
		Stride duration (s)	0.453	0.503
		Stride efficiency (%)	67.38	62.49
		Stride count	30.46	31.63

Disclaimer.

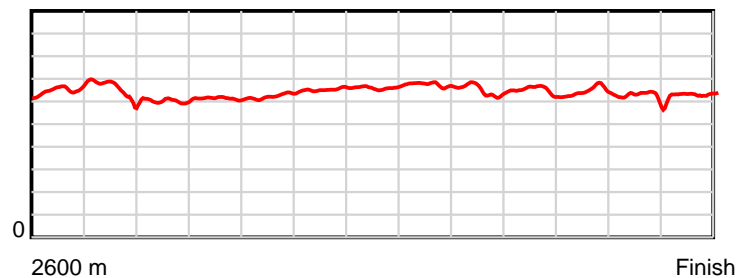
HRNZ and NZMTC and Thoroughbred Ratings Pty Ltd accepts no responsibility for the completeness or accuracy of any of the information contained herein, and makes no representations about its suitability for any particular purpose. Users should make their own judgements about those matters and/or seek independent advice. You assume all risks associated with use of the data provided on this page.

Race Results

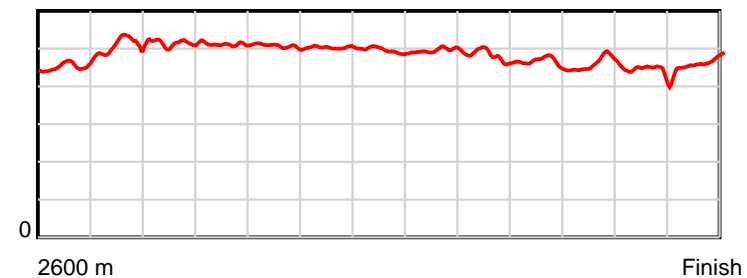
April 05, 2019, Race 5, FRED SHAW MEMORIAL NZ TROTTING CHAMPIONSHIP (MOBILE TROT), Distance 2600m, Addington - Survey 3200m

Result	TAB no.	Horse (Barrier)	2200m to	2000m to	1800m to	1600m to	1400m to	1200m to	1000m to	800m to	600m to	400m to	200m to	Total or	Margin
4th	2	Destiny Jones (2)	2000m	1800m	1600m	1400m	1200m	1000m	800m	600m	400m	200m	WP	Average	
		Position in running (margin)	6(9.2)	6(10.0)	6(7.4)	6(6.1)	5(4.1)	6(3.0)	7(4.4)	7(4.5)	6(4.1)	5(4.8)	4(5.7)		3.30
		Sectional time (s)	17.06	16.66	16.57	15.68	14.94	14.82	14.84	14.26	14.56	14.46	14.72		
		Cumulative time (s)	168.57	151.51	134.85	118.28	102.60	87.66	72.84	58.00	43.74	29.18	14.72	3:18.33	
		Speed (m/s)	11.72	12.00	12.07	12.76	13.39	13.50	13.48	14.03	13.74	13.83	13.59	13.11	
		Stride length (m)	6.03	6.14	6.12	6.42	6.63	6.68	6.47	6.50	6.33	6.07	6.30	6.35	
		Stride duration (s)	0.514	0.511	0.507	0.503	0.495	0.495	0.480	0.464	0.461	0.439	0.464	0.484	
		Stride efficiency (%)	56.80	58.87	58.51	64.33	68.74	69.77	65.37	66.09	62.55	57.64	62.06	62.92	
		Stride count	33.17	32.58	32.69	31.17	30.16	29.93	30.92	30.75	31.61	32.93	31.74	409.74	

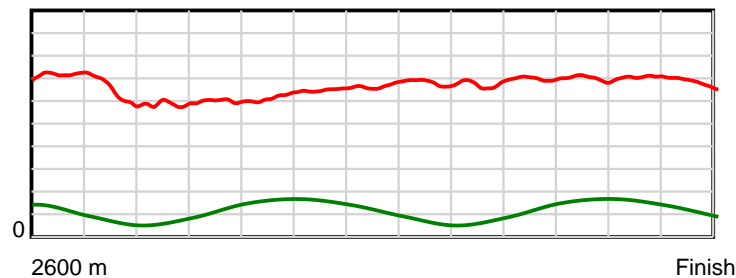
10 m Stride length



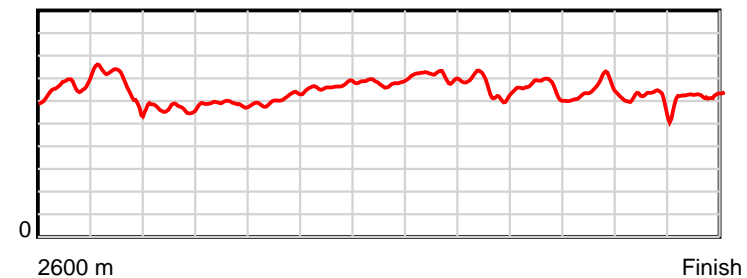
0.6 s Stride duration



20 m/sec Speed



100 % Stride efficiency



Note: Horizontal distance axis grid lines are 200m furlongs.

Disclaimer.

HRNZ and NZMTC and Thoroughbred Ratings Pty Ltd accepts no responsibility for the completeness or accuracy of any of the information contained herein, and makes no representations about its suitability for any particular purpose. Users should make their own judgements about those matters and/or seek independent advice. You assume all risks associated with use of the data provided on this page.



Race Results



April 05, 2019, Race 5, FRED SHAW MEMORIAL NZ TROTTING CHAMPIONSHIP (MOBILE TROT), Distance 2600m, Addington - Survey 3200m

Result	TAB no.	Horse (Barrier)	2600 to	2400m to
5th	1	Jen Jaccka (1)	2400m	2200m
		Position in running (margin)	-	4(3.2)
		Sectional time (s)	13.36	15.07
		Cumulative time (s)	198.45	185.09
		Speed (m/s)	14.97	13.27
		Stride length (m)	6.24	5.98
		Stride duration (s)	0.419	0.451
		Stride efficiency (%)	60.88	55.87
		Stride count	32.04	33.45

Disclaimer.

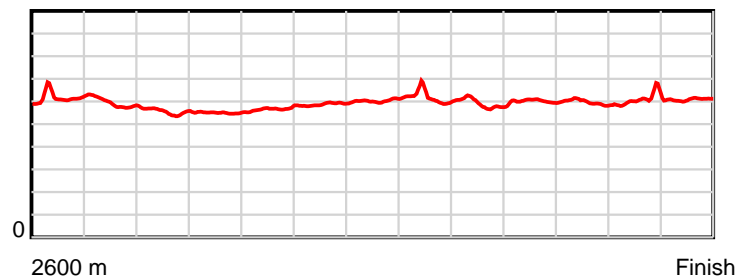
HRNZ and NZMTC and Thoroughbred Ratings Pty Ltd accepts no responsibility for the completeness or accuracy of any of the information contained herein, and makes no representations about its suitability for any particular purpose. Users should make their own judgements about those matters and/or seek independent advice. You assume all risks associated with use of the data provided on this page.

Race Results

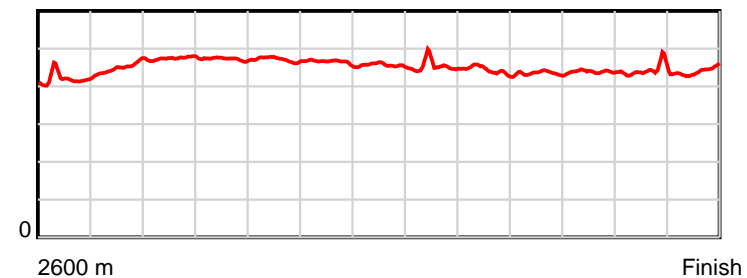
April 05, 2019, Race 5, FRED SHAW MEMORIAL NZ TROTTING CHAMPIONSHIP (MOBILE TROT), Distance 2600m, Addington - Survey 3200m

Result	TAB no.	Horse (Barrier)	2200m to	2000m to	1800m to	1600m to	1400m to	1200m to	1000m to	800m to	600m to	400m to	200m to	Total or	Margin
5th	1	Jen Jaccka (1)	2000m	1800m	1600m	1400m	1200m	1000m	800m	600m	400m	200m	WP	Average	
		Position in running (margin)	2(1.8)	2(1.9)	2(2.0)	2(1.8)	2(1.9)	4(2.0)	4(2.1)	4(2.2)	5(2.5)	6(4.9)	5(6.6)		4.00
		Sectional time (s)	16.95	17.11	16.75	16.03	15.14	14.61	14.83	14.37	14.85	14.60	14.78		
		Cumulative time (s)	170.02	153.07	135.96	119.21	103.18	88.04	73.43	58.60	44.23	29.38	14.78	3:18.45	
		Speed (m/s)	11.80	11.69	11.94	12.48	13.21	13.69	13.49	13.92	13.47	13.70	13.53	13.10	
		Stride length (m)	5.59	5.52	5.62	5.80	6.03	6.15	5.96	6.05	5.91	6.03	5.97	5.90	
		Stride duration (s)	0.474	0.472	0.471	0.465	0.456	0.449	0.442	0.435	0.438	0.440	0.441	0.451	
		Stride efficiency (%)	48.82	47.62	49.37	52.60	56.77	59.04	55.55	57.24	54.51	56.80	55.69	54.47	
		Stride count	35.78	36.23	35.58	34.47	33.18	32.54	33.54	33.05	33.86	33.17	33.50	440.39	

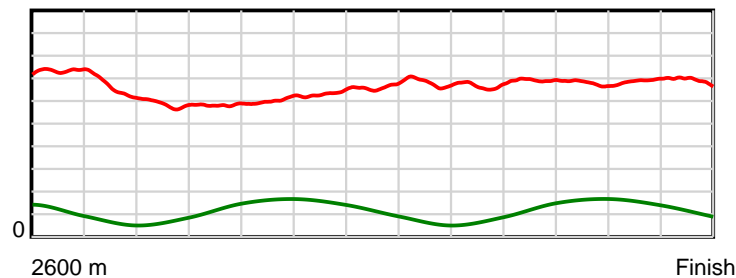
10 m Stride length



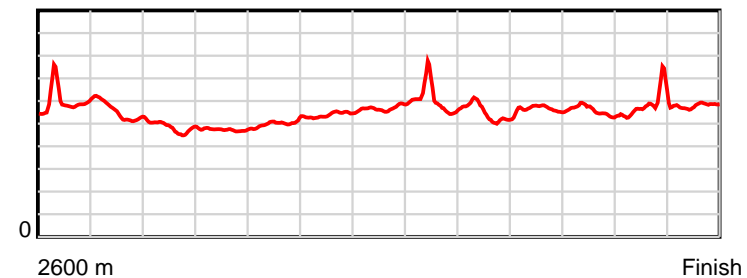
0.6 s Stride duration



20 m/sec Speed



100 % Stride efficiency



Note: Horizontal distance axis grid lines are 200m furlongs.

Disclaimer.

HRNZ and NZMTC and Thoroughbred Ratings Pty Ltd accepts no responsibility for the completeness or accuracy of any of the information contained herein, and makes no representations about its suitability for any particular purpose. Users should make their own judgements about those matters and/or seek independent advice. You assume all risks associated with use of the data provided on this page.



Race Results



April 05, 2019, Race 5, FRED SHAW MEMORIAL NZ TROTTING CHAMPIONSHIP (MOBILE TROT), Distance 2600m, Addington - Survey 3200m

Result	TAB no.	Horse (Barrier)	2600 to	2400m to
6th	5	Amaretto Sun (5)	2400m	2200m
		Position in running (margin)	-	2(0.4)
		Sectional time (s)	13.02	15.76
		Cumulative time (s)	199.21	186.19
		Speed (m/s)	15.36	12.69
		Stride length (m)	6.18	5.75
		Stride duration (s)	0.403	0.453
		Stride efficiency (%)	59.75	51.67
		Stride count	32.35	34.78

Disclaimer.

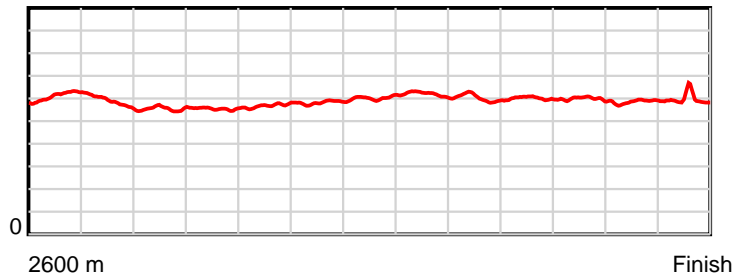
HRNZ and NZMTC and Thoroughbred Ratings Pty Ltd accepts no responsibility for the completeness or accuracy of any of the information contained herein, and makes no representations about its suitability for any particular purpose. Users should make their own judgements about those matters and/or seek independent advice. You assume all risks associated with use of the data provided on this page.

Race Results

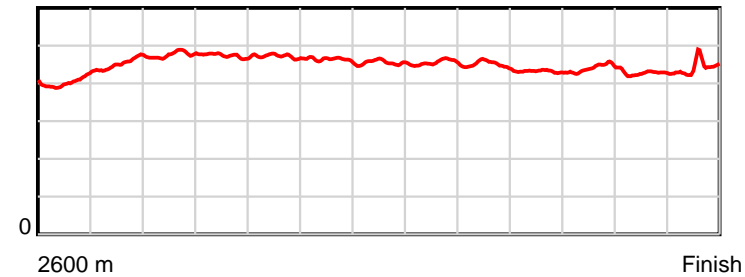
April 05, 2019, Race 5, FRED SHAW MEMORIAL NZ TROTTING CHAMPIONSHIP (MOBILE TROT), Distance 2600m, Addington - Survey 3200m

Result	TAB no.	Horse (Barrier)	2200m to	2000m to	1800m to	1600m to	1400m to	1200m to	1000m to	800m to	600m to	400m to	200m to	Total or	Margin
6th	5	Amaretto Sun (5)	2000m	1800m	1600m	1400m	1200m	1000m	800m	600m	400m	200m	WP	Average	
		Position in running (margin)	3(3.1)	3(4.2)	3(3.8)	3(3.7)	4(3.6)	7(3.6)	6(3.7)	6(4.1)	8(4.6)	8(6.8)	6(9.5)		8.20
		Sectional time (s)	17.11	17.04	16.76	15.99	15.12	14.60	14.88	14.42	14.81	14.74	14.96		
		Cumulative time (s)	170.43	153.32	136.28	119.52	103.53	88.41	73.81	58.93	44.51	29.70	14.96	3:19.21	
		Speed (m/s)	11.69	11.74	11.93	12.51	13.23	13.70	13.44	13.87	13.50	13.57	13.37	13.05	
		Stride length (m)	5.56	5.56	5.63	5.78	6.02	6.23	6.04	5.99	5.94	5.79	5.90	5.87	
		Stride duration (s)	0.476	0.473	0.472	0.463	0.455	0.455	0.449	0.432	0.440	0.427	0.441	0.450	
		Stride efficiency (%)	48.27	48.23	49.55	52.27	56.59	60.65	57.03	56.01	55.22	52.43	54.36	53.79	
		Stride count	35.98	36.00	35.52	34.58	33.24	32.10	33.11	33.41	33.65	34.53	33.91	443.16	

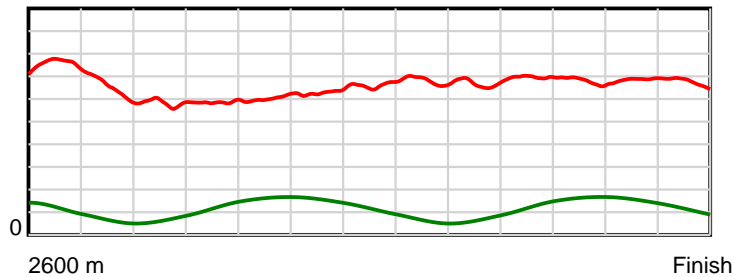
10 m Stride length



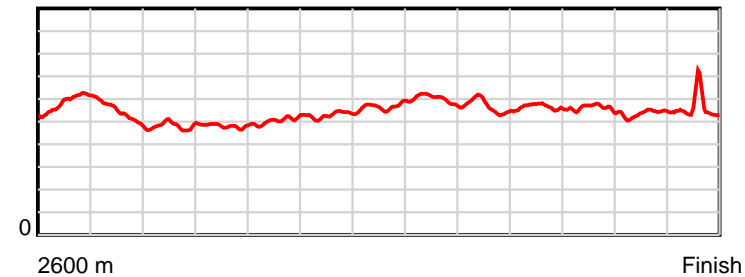
0.6 s Stride duration



20 m/sec Speed



100 % Stride efficiency



Note: Horizontal distance axis grid lines are 200m furlongs.

Disclaimer.

HRNZ and NZMTC and Thoroughbred Ratings Pty Ltd accepts no responsibility for the completeness or accuracy of any of the information contained herein, and makes no representations about its suitability for any particular purpose. Users should make their own judgements about those matters and/or seek independent advice. You assume all risks associated with use of the data provided on this page.



Race Results



April 05, 2019, Race 5, FRED SHAW MEMORIAL NZ TROTTING CHAMPIONSHIP (MOBILE TROT), Distance 2600m, Addington - Survey 3200m

Result	TAB no.	Horse (Barrier)	2600 to	2400m to
7th	6	Marcoola (6)	2400m	2200m
		Position in running (margin)	-	3(2.9)
		Sectional time (s)	13.34	15.68
		Cumulative time (s)	200.10	186.76
		Speed (m/s)	14.99	12.76
		Stride length (m)	6.42	6.12
		Stride duration (s)	0.429	0.480
		Stride efficiency (%)	64.32	58.45
		Stride count	31.17	32.70

Disclaimer.

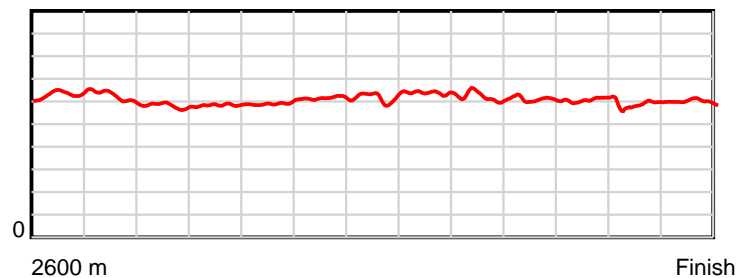
HRNZ and NZMTC and Thoroughbred Ratings Pty Ltd accepts no responsibility for the completeness or accuracy of any of the information contained herein, and makes no representations about its suitability for any particular purpose. Users should make their own judgements about those matters and/or seek independent advice. You assume all risks associated with use of the data provided on this page.

Race Results

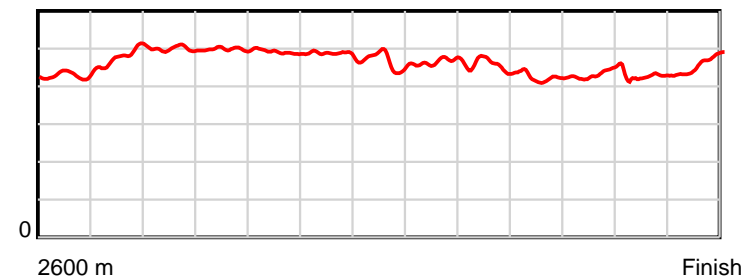
April 05, 2019, Race 5, FRED SHAW MEMORIAL NZ TROTTING CHAMPIONSHIP (MOBILE TROT), Distance 2600m, Addington - Survey 3200m

Result	TAB no.	Horse (Barrier)	2200m to	2000m to	1800m to	1600m to	1400m to	1200m to	1000m to	800m to	600m to	400m to	200m to	Total or	Margin
7th	6	Marcoola (6)	2000m	1800m	1600m	1400m	1200m	1000m	800m	600m	400m	200m	WP	Average	
		Position in running (margin)	4(5.2)	4(6.6)	5(6.1)	5(5.5)	6(5.4)	8(4.9)	8(6.4)	8(6.4)	7(4.1)	7(6.4)	7(11.0)		13.20
		Sectional time (s)	17.16	17.02	16.68	16.00	15.03	14.84	14.82	13.94	14.82	15.07	15.70		
		Cumulative time (s)	171.08	153.92	136.90	120.22	104.22	89.19	74.35	59.53	45.59	30.77	15.70	3:20.10	
		Speed (m/s)	11.66	11.75	11.99	12.50	13.31	13.48	13.50	14.35	13.50	13.27	12.74	12.99	
		Stride length (m)	5.82	5.85	5.90	6.08	6.21	6.28	6.14	6.08	5.87	5.62	5.89	6.01	
		Stride duration (s)	0.499	0.498	0.492	0.486	0.467	0.466	0.455	0.424	0.435	0.424	0.463	0.463	
		Stride efficiency (%)	52.97	53.49	54.33	57.75	60.25	61.57	58.87	57.71	53.89	49.36	54.26	56.51	
		Stride count	34.35	34.18	33.92	32.90	32.21	31.86	32.59	32.91	34.06	35.58	33.94	432.37	

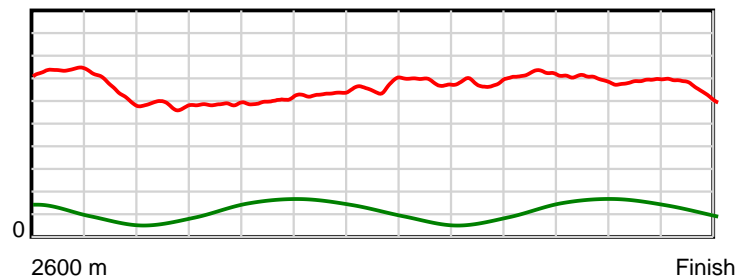
10 m Stride length



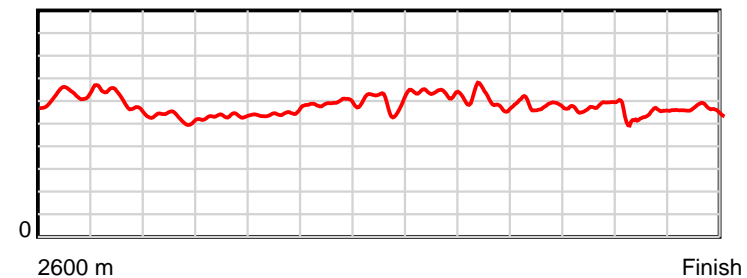
0.6 s Stride duration



20 m/sec Speed



100 % Stride efficiency



Note: Horizontal distance axis grid lines are 200m furlongs.

Disclaimer.

HRNZ and NZMTC and Thoroughbred Ratings Pty Ltd accepts no responsibility for the completeness or accuracy of any of the information contained herein, and makes no representations about its suitability for any particular purpose. Users should make their own judgements about those matters and/or seek independent advice. You assume all risks associated with use of the data provided on this page.



Race Results



April 05, 2019, Race 5, FRED SHAW MEMORIAL NZ TROTTING CHAMPIONSHIP (MOBILE TROT), Distance 2600m, Addington - Survey 3200m

Result	TAB no.	Horse (Barrier)	2600 to	2400m to
8th	8	Winterfell (8)	2400m	2200m
		Position in running (margin)	-	8(7.6)
		Sectional time (s)	14.22	16.21
		Cumulative time (s)	202.59	188.37
		Speed (m/s)	14.06	12.34
		Stride length (m)	6.50	6.02
		Stride duration (s)	0.461	0.488
		Stride efficiency (%)	65.99	56.63
		Stride count	30.78	33.22

Disclaimer.

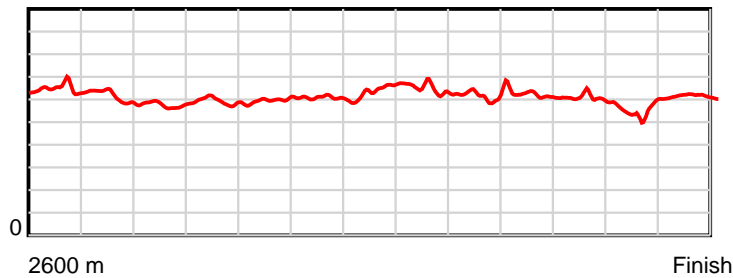
HRNZ and NZMTC and Thoroughbred Ratings Pty Ltd accepts no responsibility for the completeness or accuracy of any of the information contained herein, and makes no representations about its suitability for any particular purpose. Users should make their own judgements about those matters and/or seek independent advice. You assume all risks associated with use of the data provided on this page.

Race Results

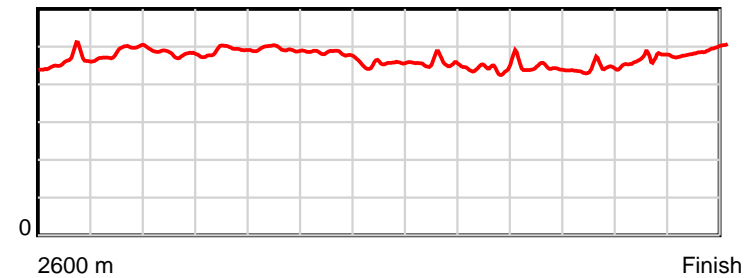
April 05, 2019, Race 5, FRED SHAW MEMORIAL NZ TROTTING CHAMPIONSHIP (MOBILE TROT), Distance 2600m, Addington - Survey 3200m

Result	TAB no.	Horse (Barrier)	2200m to	2000m to	1800m to	1600m to	1400m to	1200m to	1000m to	800m to	600m to	400m to	200m to	Total or	Margin
8th	8	Winterfell (8)	2000m	1800m	1600m	1400m	1200m	1000m	800m	600m	400m	200m	WP	Average	
		Position in running (margin)	8(13.0)	7(10.9)	7(7.9)	7(7.4)	8(7.3)	5(2.1)	3(1.3)	2(0.5)	3(0.8)	4(4.3)	8(23.8)		27.00
		Sectional time (s)	16.58	16.60	16.70	16.00	14.26	14.47	14.66	14.38	15.03	17.56	15.92		
		Cumulative time (s)	172.16	155.58	138.98	122.28	106.28	92.02	77.55	62.89	48.51	33.48	15.92	3:22.59	
		Speed (m/s)	12.06	12.05	11.98	12.50	14.03	13.82	13.64	13.91	13.31	11.39	12.56	12.83	
		Stride length (m)	5.82	5.90	5.91	6.03	6.38	6.30	6.06	6.14	5.88	5.32	6.17	6.02	
		Stride duration (s)	0.483	0.490	0.494	0.482	0.455	0.455	0.444	0.442	0.442	0.467	0.491	0.469	
		Stride efficiency (%)	52.96	54.38	54.61	56.78	63.68	61.95	57.38	58.94	54.04	44.19	59.54	56.62	
		Stride count	34.36	33.90	33.83	33.18	31.33	31.76	33.00	32.56	34.01	37.61	32.40	431.94	

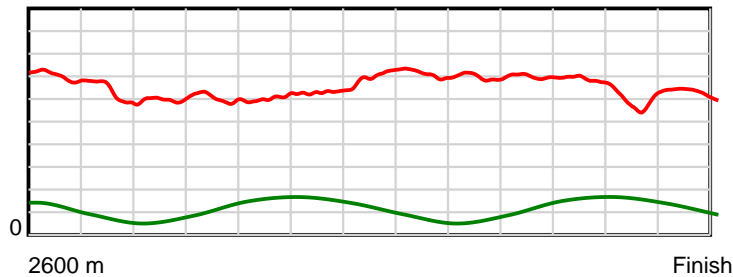
10 m Stride length



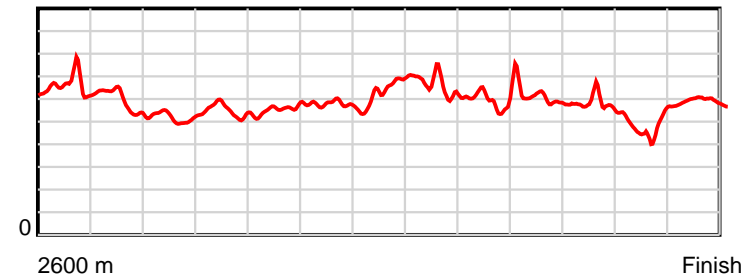
0.6 s Stride duration



20 m/sec Speed



100 % Stride efficiency



Note: Horizontal distance axis grid lines are 200m furlongs.

Disclaimer.

HRNZ and NZMTC and Thoroughbred Ratings Pty Ltd accepts no responsibility for the completeness or accuracy of any of the information contained herein, and makes no representations about its suitability for any particular purpose. Users should make their own judgements about those matters and/or seek independent advice. You assume all risks associated with use of the data provided on this page.



Race Results



April 05, 2019, Race 5, FRED SHAW MEMORIAL NZ TROTTING CHAMPIONSHIP (MOBILE TROT), Distance 2600m, Addington - Survey 3200m

Result	TAB no.	Horse (Barrier)	2600 to	2400m to
9th	9	One Over Da St... (0)	2400m	2200m
		Position in running (margin)	-	9(11.5)
		Sectional time (s)	14.84	15.95
		Cumulative time (s)	222.29	207.45
		Speed (m/s)	13.47	12.54
		Stride length (m)	6.53	6.04
		Stride duration (s)	0.452	0.481
		Stride efficiency (%)	66.61	56.92
		Stride count	30.63	33.14

Disclaimer.

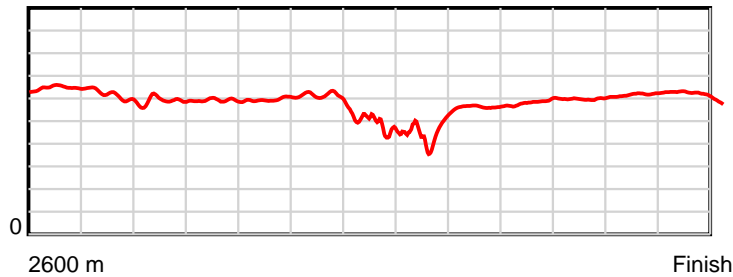
HRNZ and NZMTC and Thoroughbred Ratings Pty Ltd accepts no responsibility for the completeness or accuracy of any of the information contained herein, and makes no representations about its suitability for any particular purpose. Users should make their own judgements about those matters and/or seek independent advice. You assume all risks associated with use of the data provided on this page.

Race Results

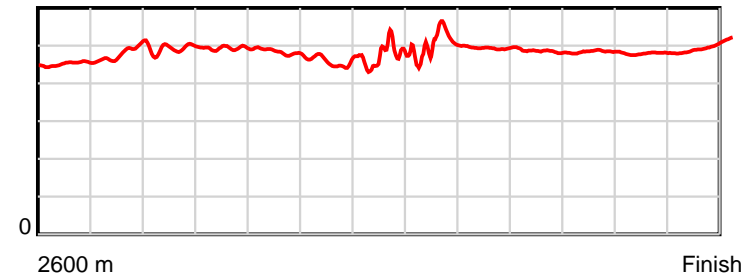
April 05, 2019, Race 5, FRED SHAW MEMORIAL NZ TROTTING CHAMPIONSHIP (MOBILE TROT), Distance 2600m, Addington - Survey 3200m

Result	TAB no.	Horse (Barrier)	2200m to	2000m to	1800m to	1600m to	1400m to	1200m to	1000m to	800m to	600m to	400m to	200m to	Total or	Margin
9th	9	One Over Da St... (0)	2000m	1800m	1600m	1400m	1200m	1000m	800m	600m	400m	200m	WP	Average	
		Position in running (margin)	9(15.4)	9(14.3)	9(11.6)	9(10.6)	9(7.8)	9(34.1)	9(87.2)	9(107.7)	9(119.5)	9(130.9)	9(139.0)		136.40
		Sectional time (s)	16.74	16.66	16.61	15.55	19.51	23.45	18.22	16.30	16.35	15.65	16.46		
		Cumulative time (s)	191.50	174.76	158.10	141.49	125.94	106.43	82.98	64.76	48.46	32.11	16.46	3:42.29	
		Speed (m/s)	11.95	12.00	12.04	12.86	10.25	8.53	10.98	12.27	12.23	12.78	12.15	11.70	
		Stride length (m)	5.87	5.91	5.82	5.91	4.80	4.18	5.41	5.93	5.92	6.13	6.09	5.66	
		Stride duration (s)	0.492	0.493	0.484	0.459	0.468	0.490	0.493	0.483	0.484	0.480	0.501	0.484	
		Stride efficiency (%)	53.93	54.67	52.99	54.60	35.95	27.30	45.69	55.01	54.69	58.74	57.96	50.07	
		Stride count	34.04	33.81	34.35	33.83	41.70	47.85	36.99	33.71	33.81	32.62	32.84	459.32	

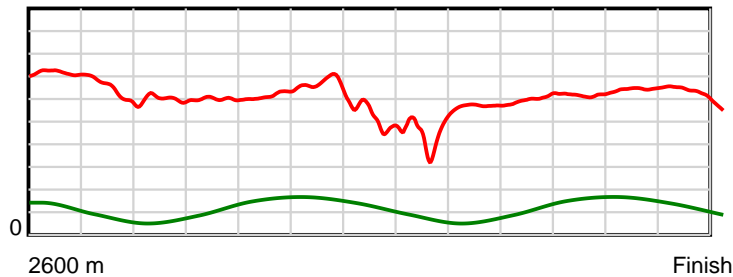
10 m Stride length



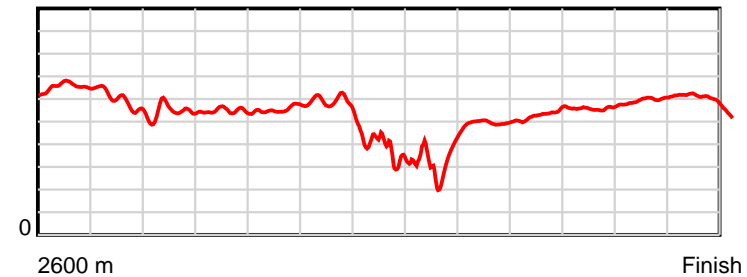
0.6 s Stride duration



20 m/sec Speed



100 % Stride efficiency



Note: Horizontal distance axis grid lines are 200m furlongs.

Disclaimer.

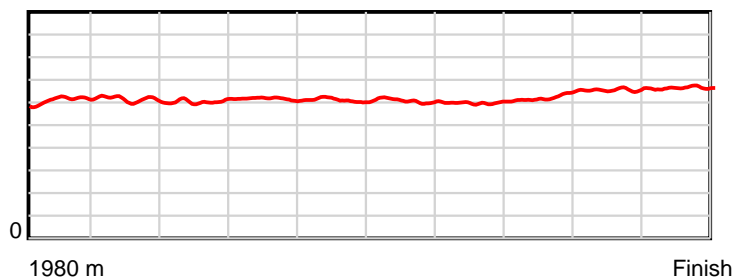
HRNZ and NZMTC and Thoroughbred Ratings Pty Ltd accepts no responsibility for the completeness or accuracy of any of the information contained herein, and makes no representations about its suitability for any particular purpose. Users should make their own judgements about those matters and/or seek independent advice. You assume all risks associated with use of the data provided on this page.

Race Results

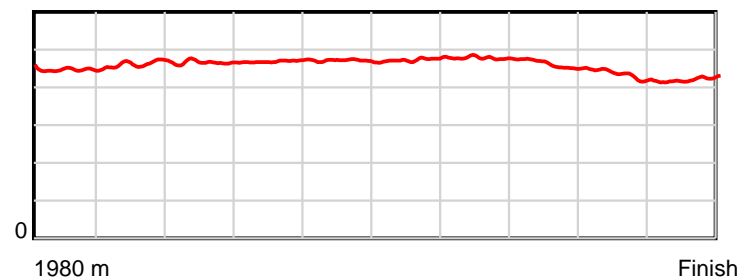
April 05, 2019, Race 6, AVON CITY FORD NEW ZEALAND WELCOME STAKES (MOBILE PACE), Distance 1980m, Addington - Survey 1980m

Result	TAB no.	Horse (Barrier)	1980 to	1800m to	1600m to	1400m to	1200m to	1000m to	800m to	600m to	400m to	200m to	Total or	Margin
1st	4	One Change (4)	1800m	1600m	1400m	1200m	1000m	800m	600m	400m	200m	WP	Average	
		Position in running (margin)	-	5(7.1)	5(6.8)	5(4.1)	4(3.4)	4(2.6)	4(3.2)	4(2.5)	4(2.6)	4(2.3)		0.00
		Sectional time (s)	13.24	15.44	15.79	15.20	15.49	15.72	15.84	14.99	13.47	12.56		
		Cumulative time (s)	147.74	134.50	119.06	103.27	88.07	72.58	56.86	41.02	26.03	12.56	2:27.74	
		Speed (m/s)	13.60	12.95	12.67	13.16	12.91	12.72	12.63	13.34	14.85	15.92	13.40	
		Stride length (m)	6.13	5.99	5.90	6.17	6.07	6.02	6.03	6.15	6.41	6.72	6.15	
		Stride duration (s)	0.446	0.462	0.466	0.469	0.471	0.473	0.477	0.461	0.432	0.422	0.459	
		Stride efficiency (%)	58.68	56.07	54.40	59.54	57.66	56.72	56.83	59.02	64.22	70.63	59.15	
		Stride count	29.37	33.39	33.90	32.40	32.92	33.20	33.16	32.54	31.20	29.75	321.83	

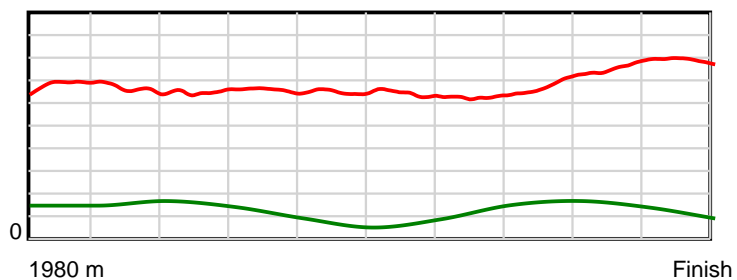
10 m Stride length



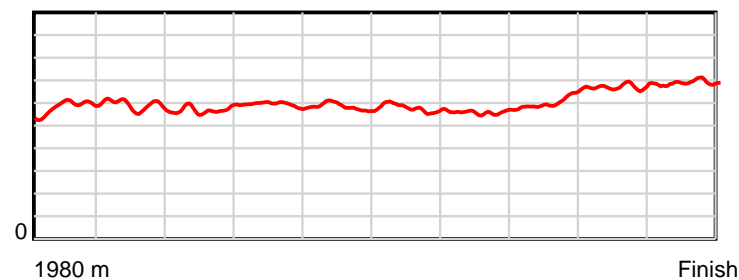
0.6 s Stride duration



20 m/sec Speed



100 % Stride efficiency



Note: Horizontal distance axis grid lines are 200m furlongs.

Disclaimer.

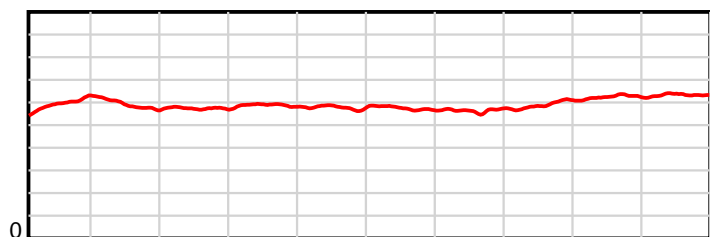
HRNZ and NZMTC and Thoroughbred Ratings Pty Ltd accepts no responsibility for the completeness or accuracy of any of the information contained herein, and makes no representations about its suitability for any particular purpose. Users should make their own judgements about those matters and/or seek independent advice. You assume all risks associated with use of the data provided on this page.

Race Results

April 05, 2019, Race 6, AVON CITY FORD NEW ZEALAND WELCOME STAKES (MOBILE PACE), Distance 1980m, Addington - Survey 1980m

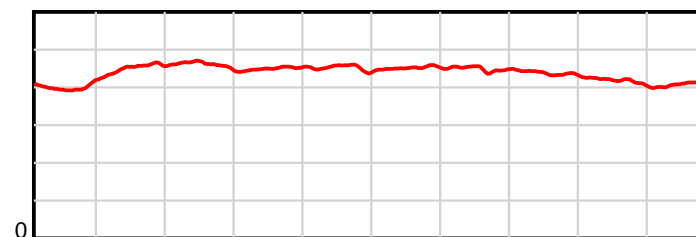
Result	TAB no.	Horse (Barrier)	1980 to	1800m to	1600m to	1400m to	1200m to	1000m to	800m to	600m to	400m to	200m to	Total or	Margin
2nd	1	Flying Even Be... (1)	1800m	1600m	1400m	1200m	1000m	800m	600m	400m	200m	WP	Average	
		Position in running (margin)	-	1(0.0)	1(0.0)	1(0.0)	1(0.0)	1(0.0)	1(0.0)	1(0.0)	1(0.0)	1(0.0)		0.00
		Sectional time (s)	12.09	15.48	16.24	15.33	15.61	15.63	15.95	14.97	13.51	12.93		
		Cumulative time (s)	147.74	135.65	120.17	103.93	88.60	72.99	57.36	41.41	26.44	12.93	2:27.74	
		Speed (m/s)	14.89	12.92	12.32	13.05	12.81	12.80	12.54	13.36	14.80	15.47	13.40	
		Stride length (m)	5.99	5.83	5.67	5.87	5.78	5.78	5.63	5.84	6.17	6.36	5.88	
		Stride duration (s)	0.401	0.452	0.460	0.450	0.451	0.452	0.449	0.437	0.417	0.411	0.439	
		Stride efficiency (%)	55.98	53.18	50.17	53.90	52.24	52.20	49.61	53.33	59.48	63.27	54.11	
		Stride count	30.07	34.28	35.30	34.05	34.59	34.60	35.50	34.24	32.42	31.43	336.48	

10 m Stride length



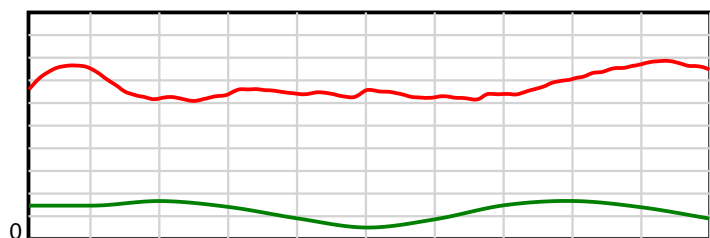
1980 m Finish

0.6 s Stride duration



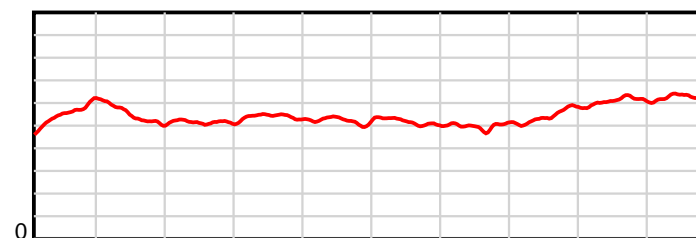
1980 m Finish

20 m/sec Speed



1980 m Finish

100 % Stride efficiency



1980 m Finish

Note: Horizontal distance axis grid lines are 200m furlongs.

Disclaimer.

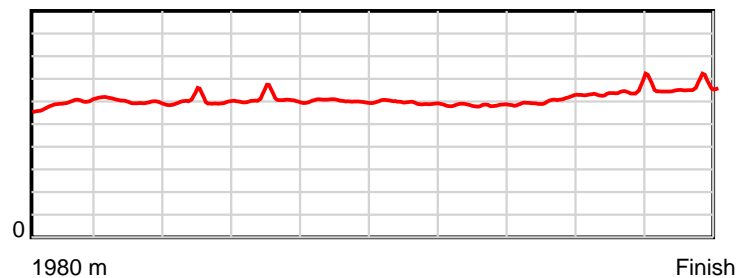
HRNZ and NZMTC and Thoroughbred Ratings Pty Ltd accepts no responsibility for the completeness or accuracy of any of the information contained herein, and makes no representations about its suitability for any particular purpose. Users should make their own judgements about those matters and/or seek independent advice. You assume all risks associated with use of the data provided on this page.

Race Results

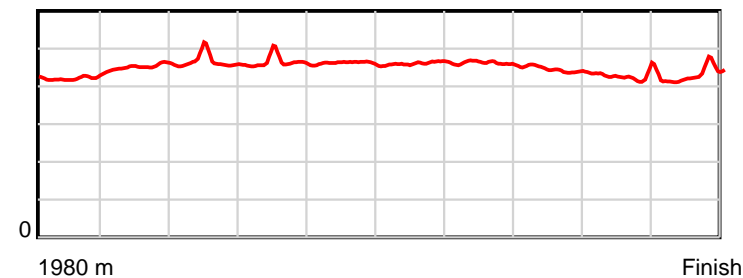
April 05, 2019, Race 6, AVON CITY FORD NEW ZEALAND WELCOME STAKES (MOBILE PACE), Distance 1980m, Addington - Survey 1980m

Result	TAB no.	Horse (Barrier)	1980 to	1800m to	1600m to	1400m to	1200m to	1000m to	800m to	600m to	400m to	200m to	Total or	Margin
3rd	3	Virgil (3)	1800m	1600m	1400m	1200m	1000m	800m	600m	400m	200m	WP	Average	
		Position in running (margin)	-	4(5.0)	3(4.6)	3(2.4)	2(1.6)	2(0.9)	2(1.2)	2(1.0)	2(0.5)	2(0.8)		1.30
		Sectional time (s)	12.81	15.42	15.87	15.20	15.49	15.68	15.90	14.91	13.55	13.12		
		Cumulative time (s)	147.95	135.14	119.72	103.85	88.65	73.16	57.48	41.58	26.67	13.12	2:27.95	
		Speed (m/s)	14.05	12.97	12.60	13.16	12.91	12.76	12.58	13.41	14.76	15.24	13.38	
		Stride length (m)	5.92	5.86	5.84	6.08	5.96	5.88	5.80	5.96	6.27	6.58	6.01	
		Stride duration (s)	0.421	0.452	0.464	0.462	0.462	0.461	0.461	0.444	0.425	0.431	0.449	
		Stride efficiency (%)	54.72	53.73	53.36	57.77	55.53	54.01	52.53	55.54	61.49	67.58	56.41	
		Stride count	30.42	34.11	34.23	32.89	33.55	34.02	34.49	33.55	31.88	30.41	329.55	

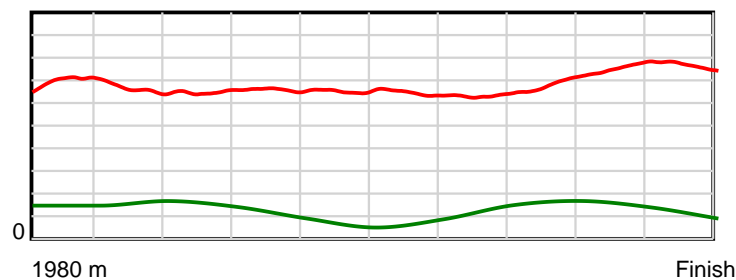
10 m Stride length



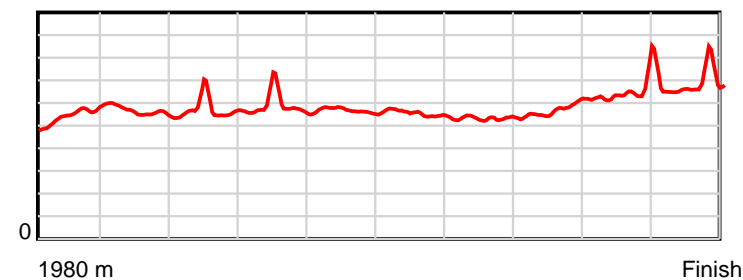
0.6 s Stride duration



20 m/sec Speed



100 % Stride efficiency



Note: Horizontal distance axis grid lines are 200m furlongs.

Disclaimer.

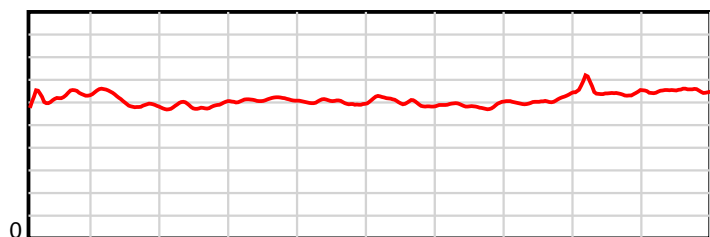
HRNZ and NZMTC and Thoroughbred Ratings Pty Ltd accepts no responsibility for the completeness or accuracy of any of the information contained herein, and makes no representations about its suitability for any particular purpose. Users should make their own judgements about those matters and/or seek independent advice. You assume all risks associated with use of the data provided on this page.

Race Results

April 05, 2019, Race 6, AVON CITY FORD NEW ZEALAND WELCOME STAKES (MOBILE PACE), Distance 1980m, Addington - Survey 1980m

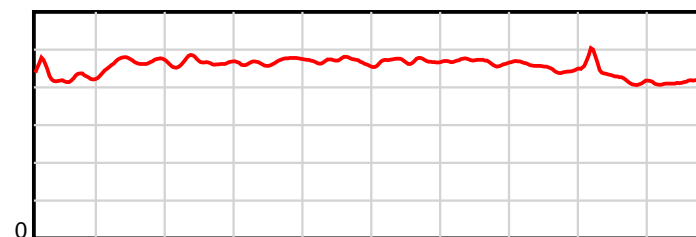
Result	TAB no.	Horse (Barrier)	1980 to	1800m to	1600m to	1400m to	1200m to	1000m to	800m to	600m to	400m to	200m to	Total or	Margin
4th	9	Above N Beyond (7)	1800m	1600m	1400m	1200m	1000m	800m	600m	400m	200m	WP	Average	
		Position in running (margin)	-	3(3.4)	4(5.0)	4(4.0)	5(4.0)	5(3.6)	5(3.9)	5(3.9)	5(4.0)	5(3.8)		1.70
		Sectional time (s)	12.44	15.74	16.07	15.33	15.55	15.68	15.94	14.99	13.49	12.81		
		Cumulative time (s)	148.04	135.60	119.86	103.79	88.46	72.91	57.23	41.29	26.30	12.81	2:28.04	
		Speed (m/s)	14.47	12.71	12.45	13.05	12.86	12.76	12.55	13.34	14.83	15.61	13.37	
		Stride length (m)	6.28	5.95	5.81	6.11	6.02	6.01	5.87	6.03	6.37	6.48	6.08	
		Stride duration (s)	0.428	0.468	0.467	0.468	0.468	0.471	0.468	0.452	0.430	0.415	0.455	
		Stride efficiency (%)	61.70	55.26	52.72	58.26	56.65	56.45	53.86	56.73	63.48	65.53	57.83	
		Stride count	28.65	33.63	34.43	32.76	33.22	33.27	34.07	33.19	31.38	30.89	325.49	

10 m Stride length



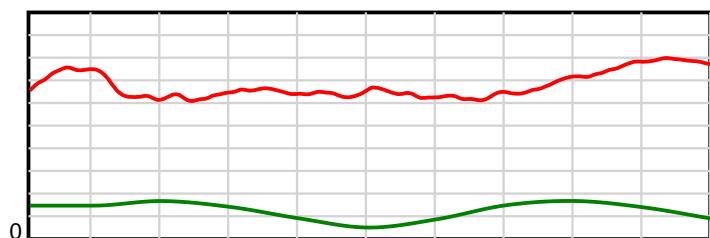
1980 m Finish

0.6 s Stride duration



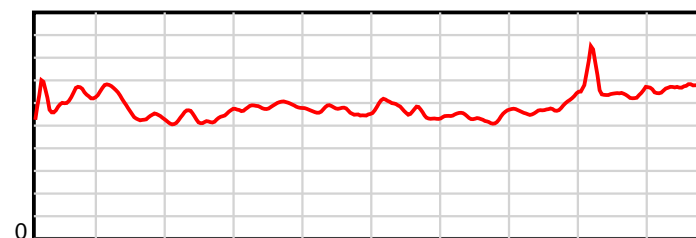
1980 m Finish

20 m/sec Speed



1980 m Finish

100 % Stride efficiency



1980 m Finish

Note: Horizontal distance axis grid lines are 200m furlongs.

Disclaimer.

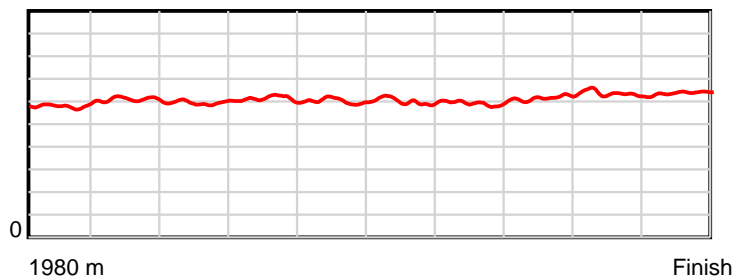
HRNZ and NZMTC and Thoroughbred Ratings Pty Ltd accepts no responsibility for the completeness or accuracy of any of the information contained herein, and makes no representations about its suitability for any particular purpose. Users should make their own judgements about those matters and/or seek independent advice. You assume all risks associated with use of the data provided on this page.

Race Results

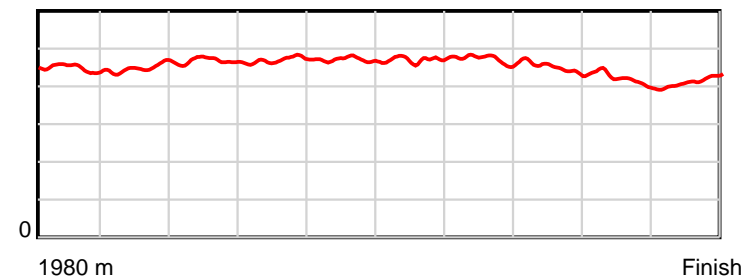
April 05, 2019, Race 6, AVON CITY FORD NEW ZEALAND WELCOME STAKES (MOBILE PACE), Distance 1980m, Addington - Survey 1980m

Result	TAB no.	Horse (Barrier)	1980 to	1800m to	1600m to	1400m to	1200m to	1000m to	800m to	600m to	400m to	200m to	Total or	Margin
5th	7	Master Publish... (6)	1800m	1600m	1400m	1200m	1000m	800m	600m	400m	200m	WP	Average	
		Position in running (margin)	-	7(11.0)	6(7.2)	6(5.6)	7(6.0)	7(6.2)	7(5.5)	7(6.2)	7(6.0)	7(5.7)		4.80
		Sectional time (s)	13.78	14.84	15.98	15.39	15.64	15.52	16.06	14.95	13.46	12.96		
		Cumulative time (s)	148.58	134.80	119.96	103.98	88.59	72.95	57.43	41.37	26.42	12.96	2:28.58	
		Speed (m/s)	13.06	13.48	12.52	13.00	12.79	12.89	12.45	13.38	14.86	15.43	13.33	
		Stride length (m)	5.81	6.06	5.85	6.10	6.02	6.06	5.87	6.03	6.21	6.39	6.04	
		Stride duration (s)	0.448	0.449	0.467	0.470	0.471	0.471	0.472	0.450	0.418	0.414	0.453	
		Stride efficiency (%)	52.73	57.30	53.50	58.18	56.64	57.46	53.93	56.76	60.31	63.90	56.99	
		Stride count	30.99	33.03	34.18	32.78	33.22	32.98	34.04	33.18	32.19	31.28	327.87	

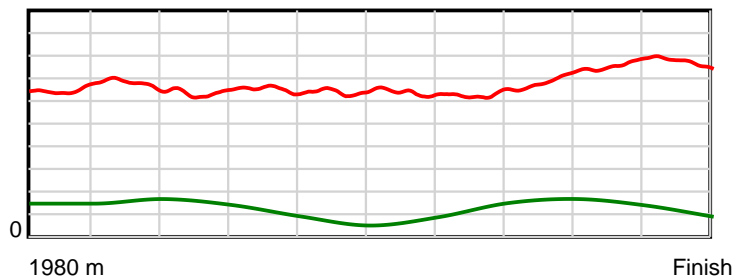
10 m Stride length



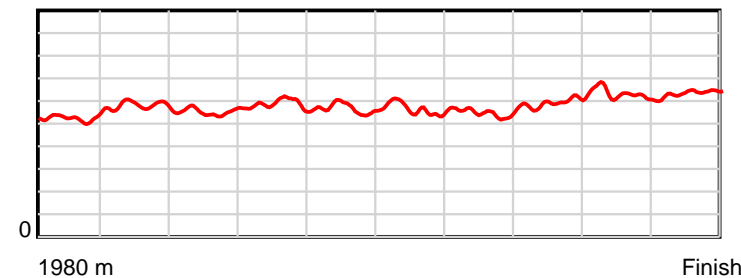
0.6 s Stride duration



20 m/sec Speed



100 % Stride efficiency



Note: Horizontal distance axis grid lines are 200m furlongs.

Disclaimer.

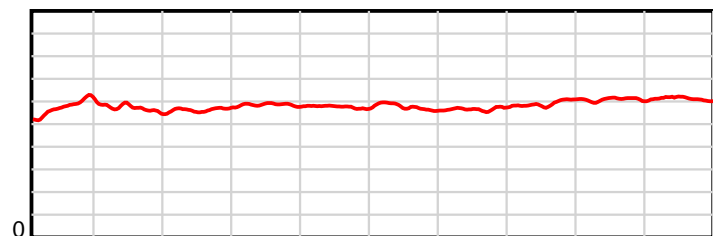
HRNZ and NZMTC and Thoroughbred Ratings Pty Ltd accepts no responsibility for the completeness or accuracy of any of the information contained herein, and makes no representations about its suitability for any particular purpose. Users should make their own judgements about those matters and/or seek independent advice. You assume all risks associated with use of the data provided on this page.

Race Results

April 05, 2019, Race 6, AVON CITY FORD NEW ZEALAND WELCOME STAKES (MOBILE PACE), Distance 1980m, Addington - Survey 1980m

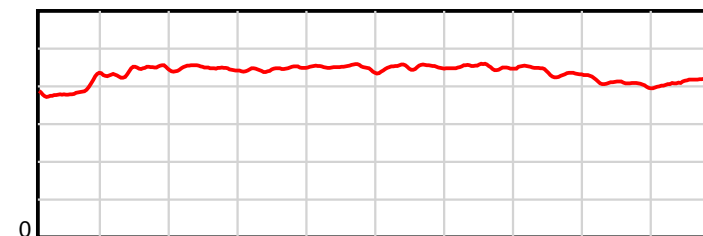
Result	TAB no.	Horse (Barrier)	1980 to	1800m to	1600m to	1400m to	1200m to	1000m to	800m to	600m to	400m to	200m to	Total or	Margin
6th	2	Mach Da Vinci (2)	1800m	1600m	1400m	1200m	1000m	800m	600m	400m	200m	WP	Average	
		Position in running (margin)	-	2(1.1)	2(2.4)	2(1.9)	3(2.4)	3(2.2)	3(1.9)	3(2.2)	3(1.8)	3(2.0)		5.10
		Sectional time (s)	12.09	15.70	16.16	15.41	15.58	15.59	16.00	14.90	13.53	13.67		
		Cumulative time (s)	148.63	136.54	120.84	104.68	89.27	73.69	58.10	42.10	27.20	13.67	2:28.63	
		Speed (m/s)	14.89	12.74	12.38	12.98	12.84	12.83	12.50	13.42	14.78	14.63	13.32	
		Stride length (m)	5.73	5.63	5.54	5.80	5.78	5.79	5.64	5.88	6.03	6.08	5.79	
		Stride duration (s)	0.390	0.442	0.448	0.447	0.450	0.451	0.451	0.438	0.408	0.415	0.434	
		Stride efficiency (%)	51.28	49.61	48.04	52.61	52.12	52.44	49.76	54.07	56.80	57.69	52.33	
		Stride count	31.42	35.50	36.07	34.47	34.63	34.53	35.44	34.00	33.17	32.92	342.15	

10 m Stride length



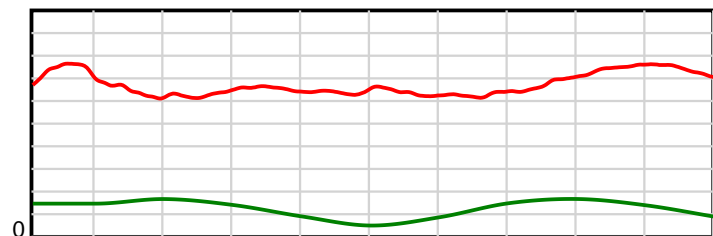
1980 m Finish

0.6 s Stride duration



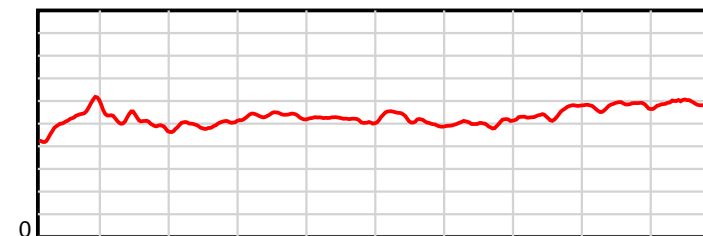
1980 m Finish

20 m/sec Speed



1980 m Finish

100 % Stride efficiency



1980 m Finish

Note: Horizontal distance axis grid lines are 200m furlongs.

Disclaimer.

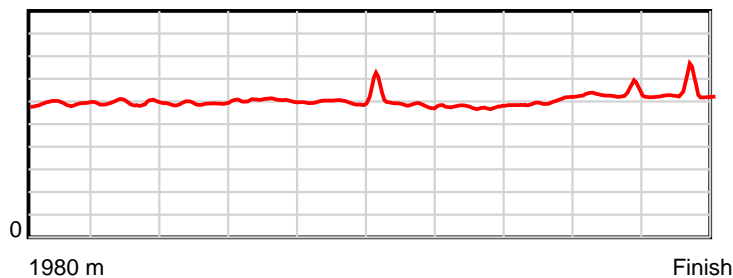
HRNZ and NZMTC and Thoroughbred Ratings Pty Ltd accepts no responsibility for the completeness or accuracy of any of the information contained herein, and makes no representations about its suitability for any particular purpose. Users should make their own judgements about those matters and/or seek independent advice. You assume all risks associated with use of the data provided on this page.

Race Results

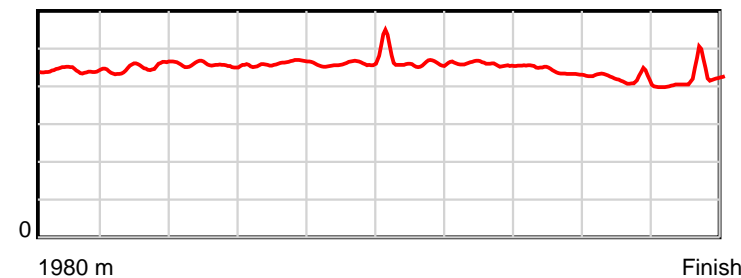
April 05, 2019, Race 6, AVON CITY FORD NEW ZEALAND WELCOME STAKES (MOBILE PACE), Distance 1980m, Addington - Survey 1980m

Result	TAB no.	Horse (Barrier)	1980 to	1800m to	1600m to	1400m to	1200m to	1000m to	800m to	600m to	400m to	200m to	Total or	Margin
7th	5	The Power Of P... (5)	1800m	1600m	1400m	1200m	1000m	800m	600m	400m	200m	WP	Average	
		Position in running (margin)	-	6(9.0)	7(8.8)	7(6.0)	6(5.8)	6(4.7)	6(4.8)	6(4.6)	6(4.1)	6(4.5)		5.60
		Sectional time (s)	13.47	15.46	15.76	15.30	15.42	15.65	15.91	14.90	13.56	13.29		
		Cumulative time (s)	148.72	135.25	119.79	104.03	88.73	73.31	57.66	41.75	26.85	13.29	2:28.72	
		Speed (m/s)	13.36	12.94	12.69	13.07	12.97	12.78	12.57	13.42	14.75	15.05	13.31	
		Stride length (m)	5.93	5.81	5.79	6.03	6.02	5.92	5.76	5.91	6.15	6.30	5.96	
		Stride duration (s)	0.443	0.449	0.456	0.461	0.464	0.463	0.458	0.440	0.417	0.419	0.448	
		Stride efficiency (%)	55.04	52.83	52.40	56.74	56.63	54.78	51.82	54.53	59.09	62.10	55.48	
		Stride count	30.33	34.40	34.54	33.19	33.22	33.78	34.73	33.86	32.52	31.73	332.30	

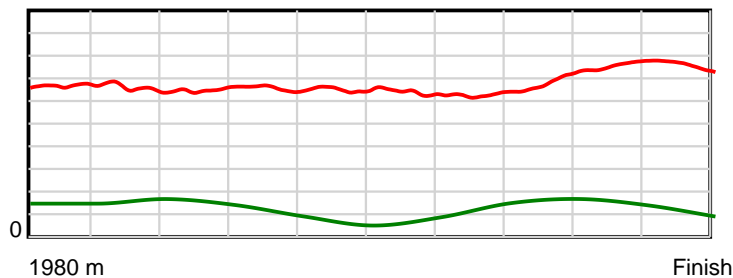
10 m Stride length



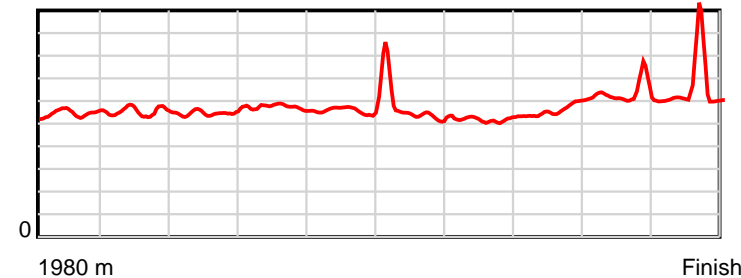
0.6 s Stride duration



20 m/sec Speed



100 % Stride efficiency



Note: Horizontal distance axis grid lines are 200m furlongs.

Disclaimer.

HRNZ and NZMTC and Thoroughbred Ratings Pty Ltd accepts no responsibility for the completeness or accuracy of any of the information contained herein, and makes no representations about its suitability for any particular purpose. Users should make their own judgements about those matters and/or seek independent advice. You assume all risks associated with use of the data provided on this page.



Race Results



April 05, 2019, Race 7, BRECKON FARMS/ALL STARS RACING STABLES EASTER CUP (HCP PACE), Distance 3200m, Addington - Survey 3200m

Result	TAB no.	Horse (Barrier)	3200 to	3000m to	2800m to	2600m to	2400m to
1st	8	Turn It Up (6)	3000m	2800m	2600m	2400m	2200m
		Position in running (margin)	-	6(6.3)	5(8.8)	5(10.1)	3(3.8)
		Sectional time (s)	-219.02	14.90	14.98	14.15	14.89
		Cumulative time (s)	.32	219.34	204.44	189.46	175.31
		Speed (m/s)	-0.91	13.42	13.35	14.13	13.43
		Stride length (m)	5.73	6.12	6.04	6.47	6.29
		Stride duration (s)	0.462	0.456	0.452	0.458	0.468
		Stride efficiency (%)	51.24	58.53	57.04	65.46	61.79
		Stride count	34.93	32.68	33.10	30.90	31.81

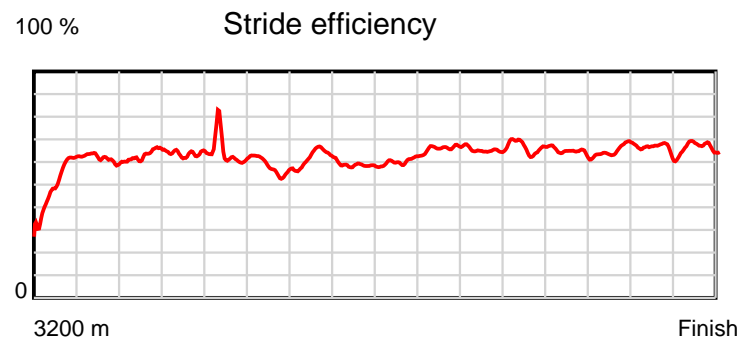
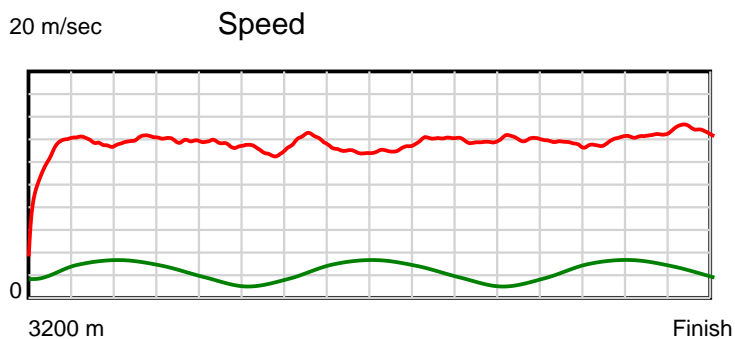
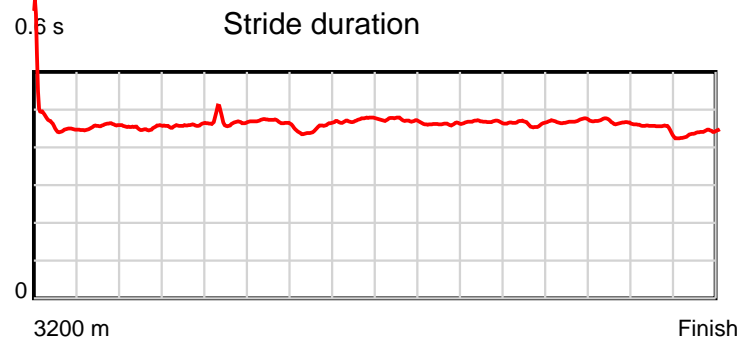
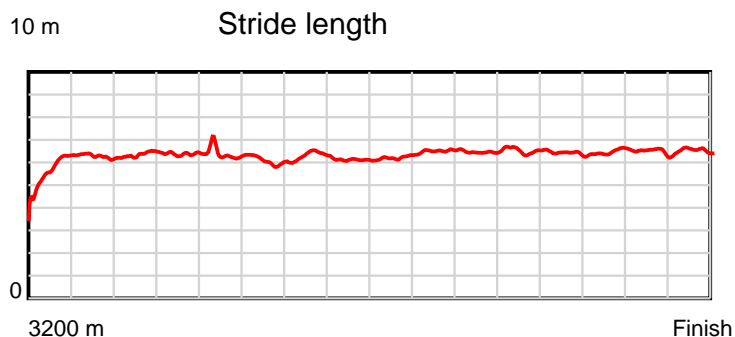
Disclaimer.

HRNZ and NZMTC and Thoroughbred Ratings Pty Ltd accepts no responsibility for the completeness or accuracy of any of the information contained herein, and makes no representations about its suitability for any particular purpose. Users should make their own judgements about those matters and/or seek independent advice. You assume all risks associated with use of the data provided on this page.

Race Results

April 05, 2019, Race 7, BRECKON FARMS/ALL STARS RACING STABLES EASTER CUP (HCP PACE), Distance 3200m, Addington - Survey 3200m

Result	TAB no.	Horse (Barrier)	2200m to	2000m to	1800m to	1600m to	1400m to	1200m to	1000m to	800m to	600m to	400m to	200m to	Total or	Margin
1st	8	Turn It Up (6)	2000m	1800m	1600m	1400m	1200m	1000m	800m	600m	400m	200m	WP	Average	
		Position in running (margin)	1(0.0)	1(0.0)	2(1.4)	2(2.6)	2(2.3)	4(1.6)	3(1.7)	3(1.8)	3(1.7)	3(1.9)	3(1.4)		0.00
		Sectional time (s)	15.31	14.34	15.82	15.42	14.22	14.43	14.20	14.63	14.61	13.96	13.48		
		Cumulative time (s)	160.42	145.11	130.77	114.95	99.53	85.31	70.88	56.68	42.05	27.44	13.48	0:00.32	
		Speed (m/s)	13.06	13.95	12.64	12.97	14.06	13.86	14.08	13.67	13.69	14.33	14.84	10132.93	
		Stride length (m)	6.11	6.29	5.98	6.12	6.50	6.49	6.53	6.42	6.39	6.42	6.54	6.27	
		Stride duration (s)	0.468	0.451	0.473	0.472	0.462	0.468	0.464	0.469	0.467	0.448	0.441	0.001	
		Stride efficiency (%)	58.34	61.88	55.82	58.50	66.06	65.77	66.62	64.33	63.84	64.41	66.79	61.40	
		Stride count	32.73	31.78	33.46	32.69	30.76	30.83	30.63	31.17	31.29	31.15	30.59	510.50	



Note: Horizontal distance axis grid lines are 200m furlongs.

Disclaimer.

HRNZ and NZMTC and Thoroughbred Ratings Pty Ltd accepts no responsibility for the completeness or accuracy of any of the information contained herein, and makes no representations about its suitability for any particular purpose. Users should make their own judgements about those matters and/or seek independent advice. You assume all risks associated with use of the data provided on this page.



Race Results



April 05, 2019, Race 7, BRECKON FARMS/ALL STARS RACING STABLES EASTER CUP (HCP PACE), Distance 3200m, Addington - Survey 3200m

Result	TAB no.	Horse (Barrier)	3200 to	3000m to	2800m to	2600m to	2400m to
2nd	7	A G's White So... (3)	3000m	2800m	2600m	2400m	2200m
		Position in running (margin)	-	9(12.0)	9(16.5)	9(18.1)	9(10.7)
		Sectional time (s)	-218.06	15.23	15.01	13.97	14.97
		Cumulative time (s)	.36	218.42	203.19	188.18	174.21
		Speed (m/s)	-0.92	13.13	13.32	14.32	13.36
		Stride length (m)	6.03	6.48	6.52	7.07	6.70
		Stride duration (s)	0.497	0.494	0.490	0.494	0.501
		Stride efficiency (%)	56.80	65.68	66.52	78.11	70.09
		Stride count	33.17	30.85	30.65	28.29	29.86

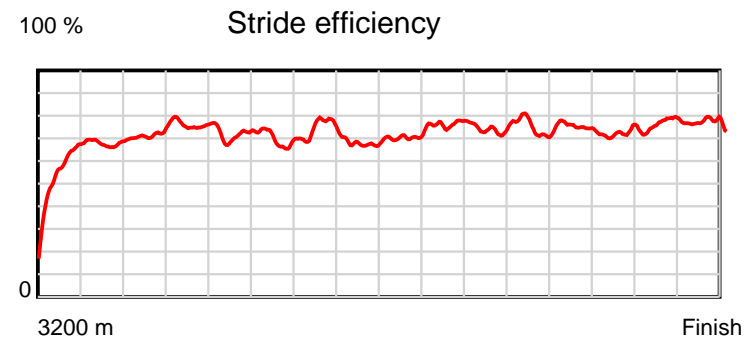
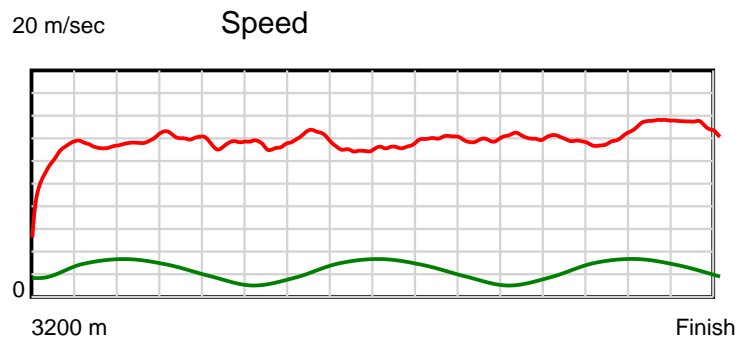
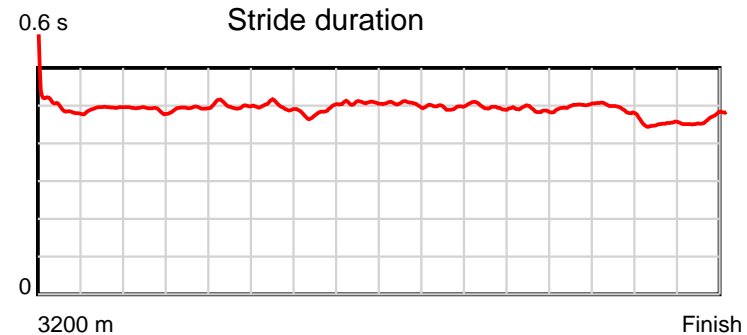
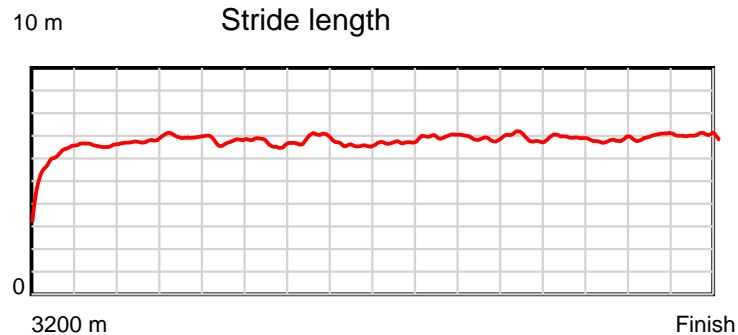
Disclaimer.

HRNZ and NZMTC and Thoroughbred Ratings Pty Ltd accepts no responsibility for the completeness or accuracy of any of the information contained herein, and makes no representations about its suitability for any particular purpose. Users should make their own judgements about those matters and/or seek independent advice. You assume all risks associated with use of the data provided on this page.

Race Results

April 05, 2019, Race 7, BRECKON FARMS/ALL STARS RACING STABLES EASTER CUP (HCP PACE), Distance 3200m, Addington - Survey 3200m

Result	TAB no.	Horse (Barrier)	2200m to	2000m to	1800m to	1600m to	1400m to	1200m to	1000m to	800m to	600m to	400m to	200m to	Total or	Margin
2nd	7	A G's White So... (3)	2000m	1800m	1600m	1400m	1200m	1000m	800m	600m	400m	200m	WP	Average	
		Position in running (margin)	7(7.4)	7(5.9)	6(5.7)	6(6.3)	7(5.5)	8(4.8)	8(6.5)	8(7.4)	8(6.9)	8(6.6)	4(2.0)		0.04
		Sectional time (s)	15.07	14.07	15.72	15.35	14.22	14.69	14.33	14.56	14.53	13.27	13.43		
		Cumulative time (s)	159.24	144.17	130.10	114.38	99.03	84.81	70.12	55.79	41.23	26.70	13.43	0:00.36	
		Speed (m/s)	13.27	14.21	12.72	13.03	14.06	13.61	13.96	13.74	13.76	15.07	14.89	8993.77	
		Stride length (m)	6.61	6.89	6.47	6.57	7.00	6.75	6.82	6.89	6.69	6.80	6.97	6.69	
		Stride duration (s)	0.498	0.485	0.508	0.504	0.498	0.496	0.489	0.502	0.486	0.451	0.468	0.001	
		Stride efficiency (%)	68.22	74.18	65.32	67.53	76.58	71.10	72.78	74.22	69.86	72.15	75.93	70.02	
		Stride count	30.27	29.03	30.94	30.42	28.57	29.65	29.31	29.02	29.91	29.43	28.69	478.06	



Note: Horizontal distance axis grid lines are 200m furlongs.

Disclaimer.

HRNZ and NZMTC and Thoroughbred Ratings Pty Ltd accepts no responsibility for the completeness or accuracy of any of the information contained herein, and makes no representations about its suitability for any particular purpose. Users should make their own judgements about those matters and/or seek independent advice. You assume all risks associated with use of the data provided on this page.



Race Results



April 05, 2019, Race 7, BRECKON FARMS/ALL STARS RACING STABLES EASTER CUP (HCP PACE), Distance 3200m, Addington - Survey 3200m

Result	TAB no.	Horse (Barrier)	3200 to	3000m to	2800m to	2600m to	2400m to
3rd	13	Thefixer (5)	3000m	2800m	2600m	2400m	2200m
		Position in running (margin)	-	11(16.5)	11(20.9)	11(23.5)	11(16.6)
		Sectional time (s)	-217.37	15.23	15.18	14.06	15.13
		Cumulative time (s)	.74	218.11	202.88	187.70	173.64
		Speed (m/s)	-0.92	13.13	13.18	14.22	13.22
		Stride length (m)	5.62	6.04	6.02	6.50	6.18
		Stride duration (s)	0.459	0.460	0.457	0.457	0.468
		Stride efficiency (%)	49.32	57.02	56.63	65.95	59.70
		Stride count	35.60	33.11	33.22	30.79	32.36

Disclaimer.

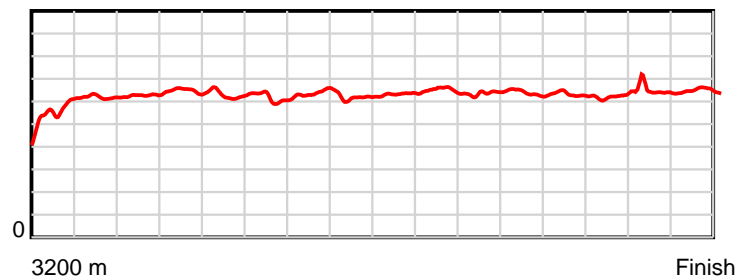
HRNZ and NZMTC and Thoroughbred Ratings Pty Ltd accepts no responsibility for the completeness or accuracy of any of the information contained herein, and makes no representations about its suitability for any particular purpose. Users should make their own judgements about those matters and/or seek independent advice. You assume all risks associated with use of the data provided on this page.

Race Results

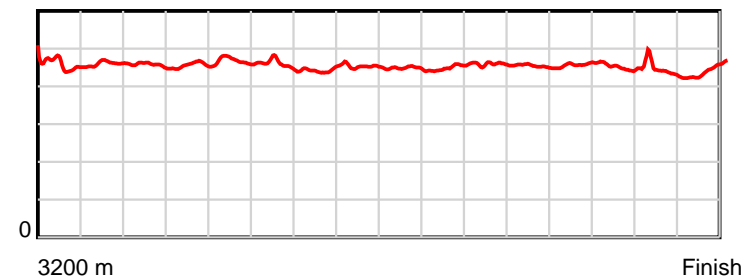
April 05, 2019, Race 7, BRECKON FARMS/ALL STARS RACING STABLES EASTER CUP (HCP PACE), Distance 3200m, Addington - Survey 3200m

Result	TAB no.	Horse (Barrier)	2200m to	2000m to	1800m to	1600m to	1400m to	1200m to	1000m to	800m to	600m to	400m to	200m to	Total or	Margin
3rd	13	Thefixer (5)	2000m	1800m	1600m	1400m	1200m	1000m	800m	600m	400m	200m	WP	Average	
		Position in running (margin)	11(14.3)	11(12.7)	11(11.6)	9(8.8)	4(3.8)	3(1.2)	4(2.8)	4(3.7)	4(3.0)	4(2.5)	5(2.1)		2.40
		Sectional time (s)	15.05	13.92	15.15	14.65	13.90	14.68	14.33	14.54	14.49	13.96	13.84		
		Cumulative time (s)	158.51	143.46	129.54	114.39	99.74	85.84	71.16	56.83	42.29	27.80	13.84	0:00.74	
		Speed (m/s)	13.29	14.37	13.20	13.65	14.39	13.62	13.96	13.76	13.80	14.33	14.45	4349.00	
		Stride length (m)	6.09	6.37	5.98	6.11	6.50	6.25	6.32	6.32	6.19	6.28	6.45	6.19	
		Stride duration (s)	0.459	0.444	0.453	0.448	0.451	0.458	0.453	0.459	0.449	0.438	0.446	0.001	
		Stride efficiency (%)	58.02	63.44	55.87	58.41	65.96	60.98	62.39	62.41	59.93	61.63	65.00	59.93	
		Stride count	32.82	31.39	33.45	32.71	30.78	32.02	31.65	31.65	32.30	31.85	31.01	516.71	

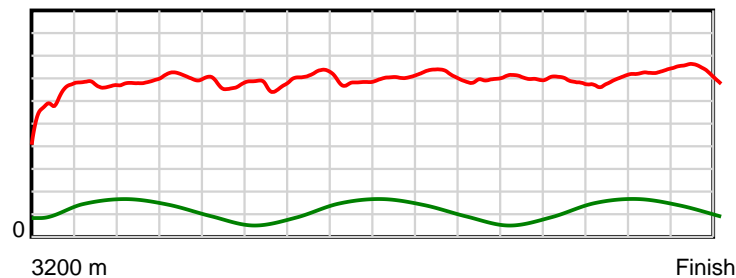
10 m Stride length



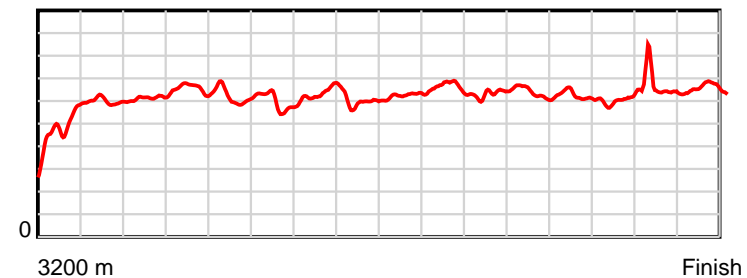
0.6 s Stride duration



20 m/sec Speed



100 % Stride efficiency



Note: Horizontal distance axis grid lines are 200m furlongs.

Disclaimer.

HRNZ and NZMTC and Thoroughbred Ratings Pty Ltd accepts no responsibility for the completeness or accuracy of any of the information contained herein, and makes no representations about its suitability for any particular purpose. Users should make their own judgements about those matters and/or seek independent advice. You assume all risks associated with use of the data provided on this page.



Race Results



April 05, 2019, Race 7, BRECKON FARMS/ALL STARS RACING STABLES EASTER CUP (HCP PACE), Distance 3200m, Addington - Survey 3200m

Result	TAB no.	Horse (Barrier)	3200 to	3000m to	2800m to	2600m to	2400m to
4th	5	Henry Hubert (11)	3000m	2800m	2600m	2400m	2200m
		Position in running (margin)	-	7(6.6)	7(11.7)	7(12.8)	5(6.1)
		Sectional time (s)	-218.96	15.34	14.93	14.09	15.11
		Cumulative time (s)	.86	219.82	204.48	189.55	175.46
		Speed (m/s)	-0.91	13.04	13.40	14.19	13.24
		Stride length (m)	4.72	5.83	5.96	6.40	6.04
		Stride duration (s)	0.426	0.447	0.445	0.451	0.456
		Stride efficiency (%)	34.74	53.15	55.42	63.92	56.97
		Stride count	42.42	34.29	33.58	31.27	33.12

Disclaimer.

HRNZ and NZMTC and Thoroughbred Ratings Pty Ltd accepts no responsibility for the completeness or accuracy of any of the information contained herein, and makes no representations about its suitability for any particular purpose. Users should make their own judgements about those matters and/or seek independent advice. You assume all risks associated with use of the data provided on this page.

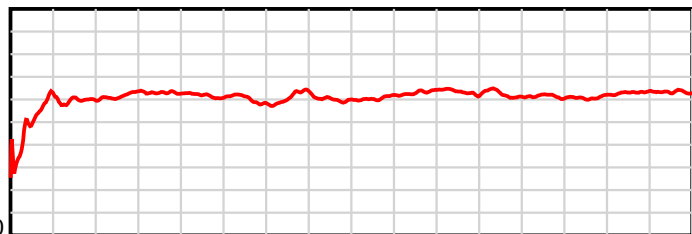
Race Results

April 05, 2019, Race 7, BRECKON FARMS/ALL STARS RACING STABLES EASTER CUP (HCP PACE), Distance 3200m, Addington - Survey 3200m

Result	TAB no.	Horse (Barrier)	2200m to	2000m to	1800m to	1600m to	1400m to	1200m to	1000m to	800m to	600m to	400m to	200m to	Total or	Margin
4th	5	Henry Hubert (11)	2000m	1800m	1600m	1400m	1200m	1000m	800m	600m	400m	200m	WP	Average	
		Position in running (margin)	4(3.6)	2(1.4)	1(0.0)	1(0.0)	1(0.0)	1(0.0)	1(0.0)	1(0.0)	1(0.0)	1(0.0)	1(0.0)		3.10
		Sectional time (s)	14.94	13.87	15.63	15.46	14.33	14.42	14.18	14.65	14.58	14.03	14.26		
		Cumulative time (s)	160.35	145.41	131.54	115.91	100.45	86.12	71.70	57.52	42.87	28.29	14.26	0:00.86	
		Speed (m/s)	13.39	14.42	12.80	12.94	13.96	13.87	14.10	13.65	13.72	14.26	14.03	3739.18	
		Stride length (m)	5.96	6.13	5.93	5.97	6.31	6.30	6.26	6.11	6.06	6.23	6.29	6.00	
		Stride duration (s)	0.445	0.425	0.463	0.462	0.452	0.454	0.444	0.447	0.441	0.437	0.448	0.002	
		Stride efficiency (%)	55.51	58.70	54.90	55.71	62.23	61.93	61.24	58.25	57.31	60.72	61.81	56.29	
		Stride count	33.56	32.63	33.74	33.50	31.69	31.77	31.95	32.76	33.03	32.08	31.80	533.19	

10 m

Stride length

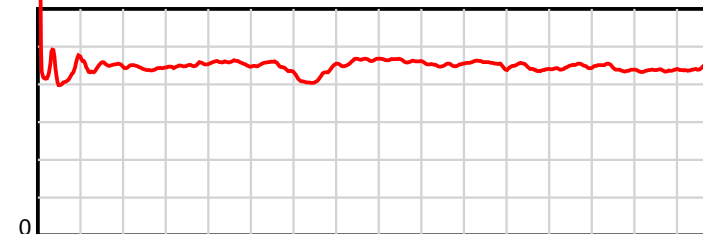


3200 m

Finish

0.5 s

Stride duration

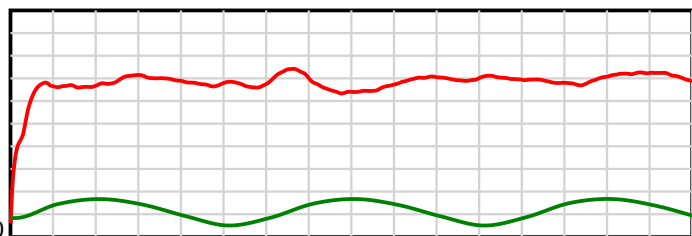


3200 m

Finish

20 m/sec

Speed

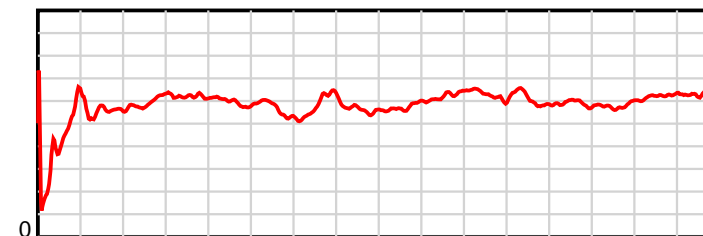


3200 m

Finish

100 %

Stride efficiency



3200 m

Finish

Note: Horizontal distance axis grid lines are 200m furlongs.

Disclaimer.

HRNZ and NZMTC and Thoroughbred Ratings Pty Ltd accepts no responsibility for the completeness or accuracy of any of the information contained herein, and makes no representations about its suitability for any particular purpose. Users should make their own judgements about those matters and/or seek independent advice. You assume all risks associated with use of the data provided on this page.



Race Results



April 05, 2019, Race 7, BRECKON FARMS/ALL STARS RACING STABLES EASTER CUP (HCP PACE), Distance 3200m, Addington - Survey 3200m

Result	TAB no.	Horse (Barrier)	3200 to	3000m to	2800m to	2600m to	2400m to
5th	6	Hail Christian (12)	3000m	2800m	2600m	2400m	2200m
		Position in running (margin)	-	1(0.0)	2(2.0)	2(3.2)	2(2.5)
		Sectional time (s)	-220.02	14.82	14.94	15.09	15.66
		Cumulative time (s)	.99	221.01	206.19	191.25	176.16
		Speed (m/s)	-0.91	13.50	13.39	13.25	12.77
		Stride length (m)	5.17	5.76	5.73	5.87	5.65
		Stride duration (s)	0.442	0.427	0.428	0.443	0.443
		Stride efficiency (%)	41.82	51.90	51.35	53.85	49.93
		Stride count	38.66	34.70	34.89	34.07	35.38

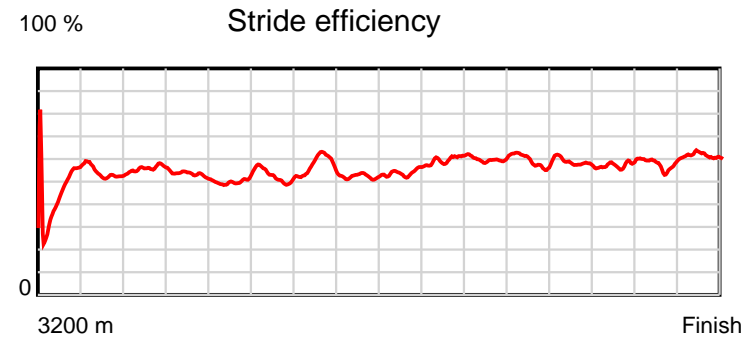
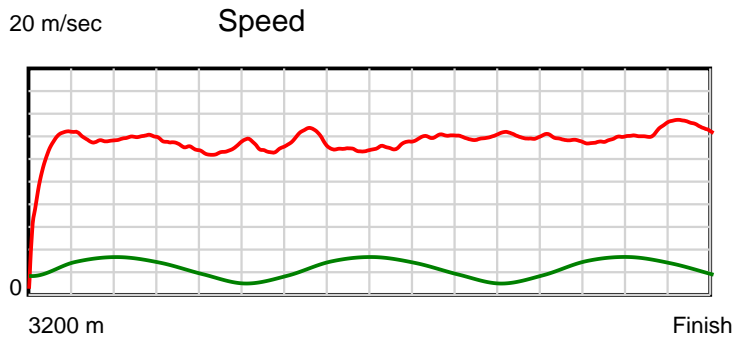
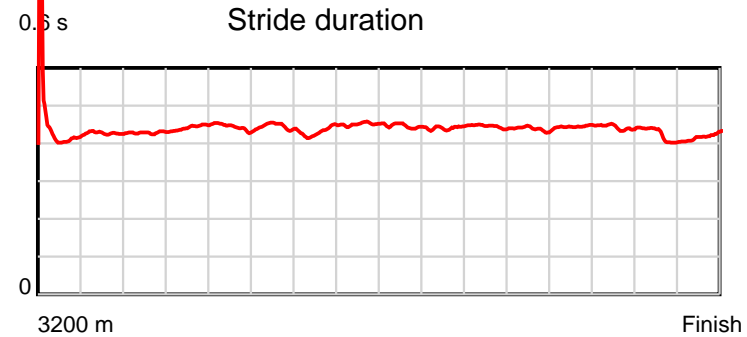
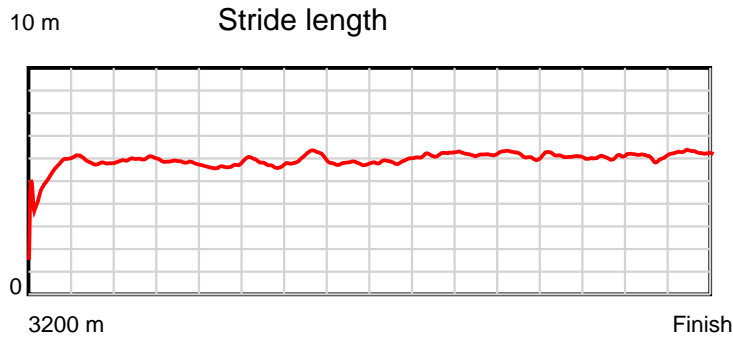
Disclaimer.

HRNZ and NZMTC and Thoroughbred Ratings Pty Ltd accepts no responsibility for the completeness or accuracy of any of the information contained herein, and makes no representations about its suitability for any particular purpose. Users should make their own judgements about those matters and/or seek independent advice. You assume all risks associated with use of the data provided on this page.

Race Results

April 05, 2019, Race 7, BRECKON FARMS/ALL STARS RACING STABLES EASTER CUP (HCP PACE), Distance 3200m, Addington - Survey 3200m

Result	TAB no.	Horse (Barrier)	2200m to	2000m to	1800m to	1600m to	1400m to	1200m to	1000m to	800m to	600m to	400m to	200m to	Total or	Margin
5th	6	Hail Christian (12)	2000m	1800m	1600m	1400m	1200m	1000m	800m	600m	400m	200m	WP	Average	
		Position in running (margin)	3(3.3)	5(3.7)	5(5.3)	5(6.2)	6(5.3)	7(4.8)	7(5.3)	7(5.5)	7(5.6)	7(6.3)	8(5.7)		3.80
		Sectional time (s)	15.38	14.37	15.77	15.31	14.26	14.50	14.21	14.66	14.70	13.92	13.42		
		Cumulative time (s)	160.50	145.12	130.75	114.98	99.67	85.41	70.91	56.70	42.04	27.34	13.42	0:00.99	
		Speed (m/s)	13.00	13.92	12.68	13.06	14.03	13.79	14.07	13.64	13.61	14.37	14.90	3246.09	
		Stride length (m)	5.79	6.01	5.72	5.82	6.18	6.13	6.17	6.07	6.01	6.04	6.25	5.89	
		Stride duration (s)	0.445	0.432	0.451	0.446	0.441	0.444	0.438	0.445	0.442	0.420	0.419	0.002	
		Stride efficiency (%)	52.38	56.46	51.08	52.92	59.77	58.76	59.41	57.49	56.52	56.95	60.99	54.14	
		Stride count	34.54	33.27	34.98	34.37	32.34	32.62	32.44	32.97	33.26	33.13	32.01	543.63	



Note: Horizontal distance axis grid lines are 200m furlongs.

Disclaimer.

HRNZ and NZMTC and Thoroughbred Ratings Pty Ltd accepts no responsibility for the completeness or accuracy of any of the information contained herein, and makes no representations about its suitability for any particular purpose. Users should make their own judgements about those matters and/or seek independent advice. You assume all risks associated with use of the data provided on this page.



Race Results



April 05, 2019, Race 7, BRECKON FARMS/ALL STARS RACING STABLES EASTER CUP (HCP PACE), Distance 3200m, Addington - Survey 3200m

Result	TAB no.	Horse (Barrier)	3200 to	3000m to	2800m to	2600m to	2400m to
6th	3	Elle Mac (8)	3000m	2800m	2600m	2400m	2200m
		Position in running (margin)	-	5(6.2)	6(9.0)	6(10.2)	8(8.6)
		Sectional time (s)	-218.96	14.95	14.95	14.94	15.74
		Cumulative time (s)	1.01	219.97	205.02	190.07	175.13
		Speed (m/s)	-0.91	13.38	13.38	13.39	12.71
		Stride length (m)	5.33	6.29	6.32	6.55	6.16
		Stride duration (s)	0.463	0.470	0.473	0.489	0.485
		Stride efficiency (%)	44.40	61.80	62.48	67.02	59.38
		Stride count	37.52	31.80	31.63	30.54	32.45

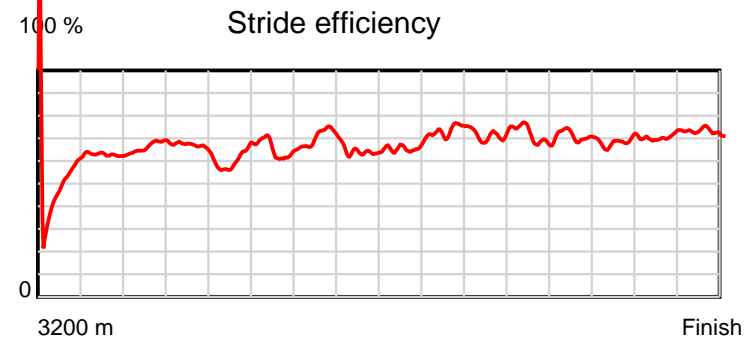
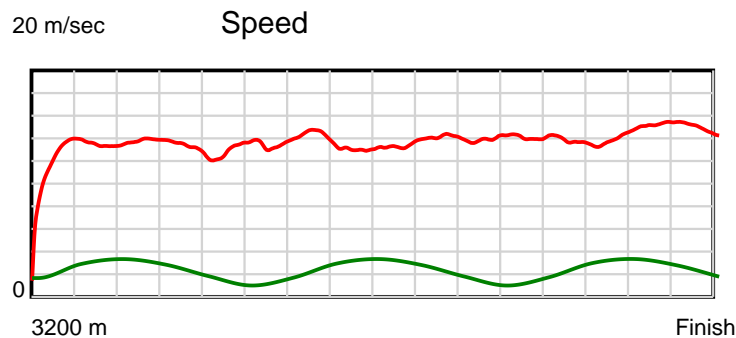
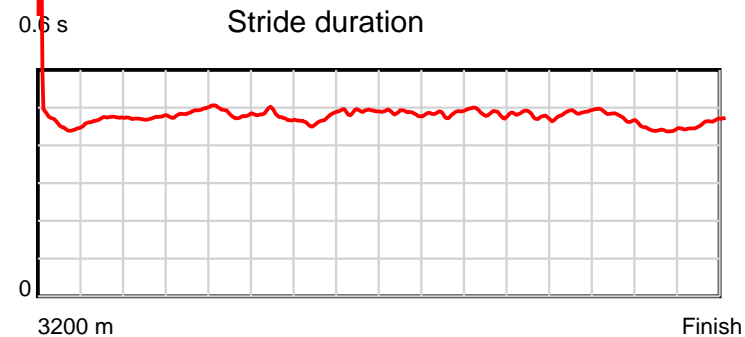
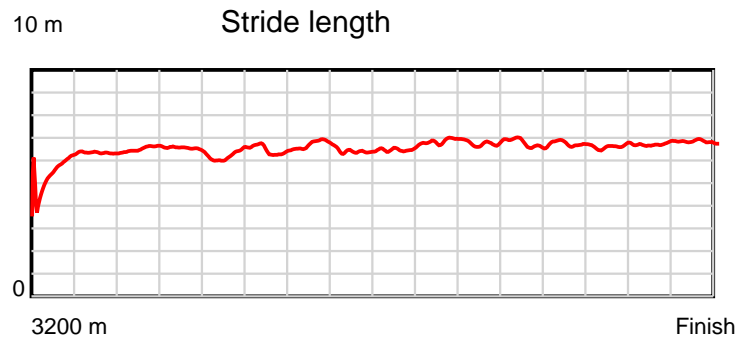
Disclaimer.

HRNZ and NZMTC and Thoroughbred Ratings Pty Ltd accepts no responsibility for the completeness or accuracy of any of the information contained herein, and makes no representations about its suitability for any particular purpose. Users should make their own judgements about those matters and/or seek independent advice. You assume all risks associated with use of the data provided on this page.

Race Results

April 05, 2019, Race 7, BRECKON FARMS/ALL STARS RACING STABLES EASTER CUP (HCP PACE), Distance 3200m, Addington - Survey 3200m

Result	TAB no.	Horse (Barrier)	2200m to	2000m to	1800m to	1600m to	1400m to	1200m to	1000m to	800m to	600m to	400m to	200m to	Total or	Margin
6th	3	Elle Mac (8)	2000m	1800m	1600m	1400m	1200m	1000m	800m	600m	400m	200m	WP	Average	
		Position in running (margin)	9(10.0)	9(8.2)	8(7.8)	7(7.7)	9(7.5)	9(6.6)	10(8.4)	10(9.0)	10(8.6)	10(8.3)	7(5.4)		3.90
		Sectional time (s)	15.01	14.05	15.61	15.43	14.18	14.71	14.28	14.57	14.54	13.56	13.45		
		Cumulative time (s)	159.39	144.38	130.33	114.72	99.29	85.11	70.40	56.12	41.55	27.01	13.45	0:01.01	
		Speed (m/s)	13.32	14.23	12.81	12.96	14.10	13.60	14.01	13.73	13.76	14.75	14.87	3181.54	
		Stride length (m)	6.38	6.68	6.29	6.30	6.86	6.60	6.69	6.71	6.51	6.50	6.86	6.42	
		Stride duration (s)	0.479	0.469	0.491	0.486	0.486	0.485	0.478	0.489	0.473	0.441	0.461	0.002	
		Stride efficiency (%)	63.58	69.76	61.74	62.04	73.45	68.05	69.97	70.34	66.29	66.12	73.48	64.37	
		Stride count	31.35	29.93	31.82	31.74	29.17	30.31	29.89	29.81	30.71	30.75	29.17	498.59	



Note: Horizontal distance axis grid lines are 200m furlongs.

Disclaimer.

HRNZ and NZMTC and Thoroughbred Ratings Pty Ltd accepts no responsibility for the completeness or accuracy of any of the information contained herein, and makes no representations about its suitability for any particular purpose. Users should make their own judgements about those matters and/or seek independent advice. You assume all risks associated with use of the data provided on this page.



Race Results



April 05, 2019, Race 7, BRECKON FARMS/ALL STARS RACING STABLES EASTER CUP (HCP PACE), Distance 3200m, Addington - Survey 3200m

Result	TAB no.	Horse (Barrier)	3200 to 3000m	3000m to 2800m	2800m to 2600m	2600m to 2400m	2400m to 2200m
7th	12	Spankem (2)					
		Position in running (margin)	-	12(18.3)	12(22.7)	12(25.5)	12(18.4)
		Sectional time (s)	-217.01	15.23	15.21	14.03	15.15
		Cumulative time (s)	1.07	218.08	202.85	187.64	173.61
		Speed (m/s)	-0.92	13.13	13.15	14.26	13.20
		Stride length (m)	5.44	5.89	5.93	6.48	6.08
		Stride duration (s)	0.447	0.448	0.451	0.455	0.460
		Stride efficiency (%)	46.28	54.21	54.90	65.64	57.74
		Stride count	36.75	33.96	33.74	30.86	32.90

Disclaimer.

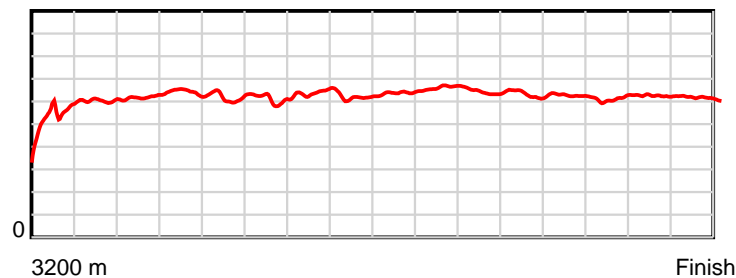
HRNZ and NZMTC and Thoroughbred Ratings Pty Ltd accepts no responsibility for the completeness or accuracy of any of the information contained herein, and makes no representations about its suitability for any particular purpose. Users should make their own judgements about those matters and/or seek independent advice. You assume all risks associated with use of the data provided on this page.

Race Results

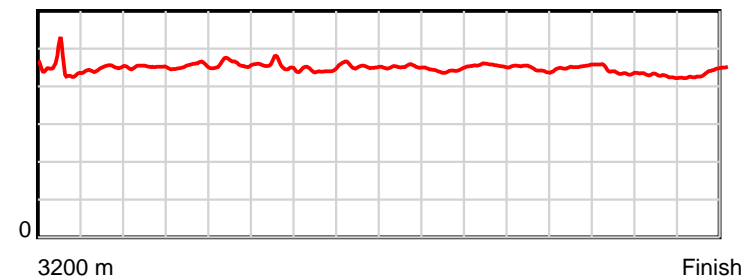
April 05, 2019, Race 7, BRECKON FARMS/ALL STARS RACING STABLES EASTER CUP (HCP PACE), Distance 3200m, Addington - Survey 3200m

Result	TAB no.	Horse (Barrier)	2200m to	2000m to	1800m to	1600m to	1400m to	1200m to	1000m to	800m to	600m to	400m to	200m to	Total or	Margin
7th	12	Spankem (2)	2000m	1800m	1600m	1400m	1200m	1000m	800m	600m	400m	200m	WP	Average	
		Position in running (margin)	12(16.2)	12(14.4)	12(13.3)	12(10.4)	8(5.6)	2(0.3)	2(1.2)	2(1.4)	2(1.0)	2(0.6)	2(0.6)		4.30
		Sectional time (s)	15.02	13.92	15.15	14.65	13.45	14.56	14.22	14.57	14.52	14.03	14.37		
		Cumulative time (s)	158.46	143.44	129.52	114.37	99.72	86.27	71.71	57.49	42.92	28.40	14.37	0:01.07	
		Speed (m/s)	13.32	14.37	13.20	13.65	14.87	13.74	14.06	13.73	13.77	14.26	13.92	3002.43	
		Stride length (m)	6.05	6.40	5.97	6.16	6.60	6.25	6.27	6.22	6.02	6.08	6.11	6.11	
		Stride duration (s)	0.455	0.445	0.452	0.451	0.444	0.455	0.446	0.454	0.437	0.426	0.439	0.002	
		Stride efficiency (%)	57.26	63.95	55.78	59.29	68.15	61.13	61.39	60.55	56.56	57.69	58.41	58.36	
		Stride count	33.04	31.26	33.48	32.47	30.29	31.98	31.91	32.13	33.24	32.92	32.71	523.64	

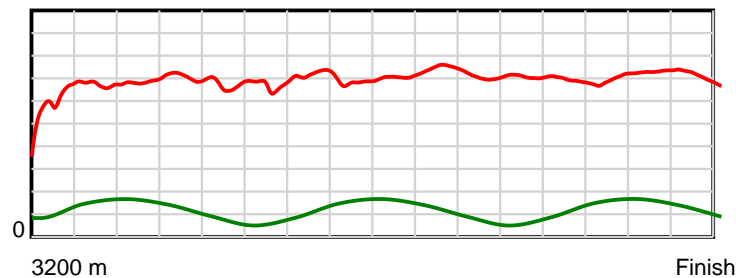
10 m Stride length



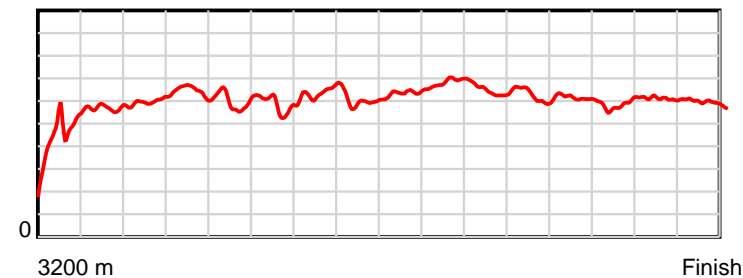
0.6 s Stride duration



20 m/sec Speed



100 % Stride efficiency



Note: Horizontal distance axis grid lines are 200m furlongs.

Disclaimer.

HRNZ and NZMTC and Thoroughbred Ratings Pty Ltd accepts no responsibility for the completeness or accuracy of any of the information contained herein, and makes no representations about its suitability for any particular purpose. Users should make their own judgements about those matters and/or seek independent advice. You assume all risks associated with use of the data provided on this page.



Race Results



April 05, 2019, Race 7, BRECKON FARMS/ALL STARS RACING STABLES EASTER CUP (HCP PACE), Distance 3200m, Addington - Survey 3200m

Result	TAB no.	Horse (Barrier)	3200 to	3000m to	2800m to	2600m to	2400m to
8th	1	Alta Maestro (1)	3000m	2800m	2600m	2400m	2200m
		Position in running (margin)	-	3(3.0)	4(6.1)	4(7.9)	6(6.8)
		Sectional time (s)	-219.43	15.01	15.05	15.03	15.71
		Cumulative time (s)	1.07	220.50	205.49	190.44	175.41
		Speed (m/s)	-0.91	13.32	13.29	13.31	12.73
		Stride length (m)	5.35	6.19	6.25	6.38	6.12
		Stride duration (s)	0.462	0.464	0.470	0.479	0.481
		Stride efficiency (%)	44.69	59.79	61.01	63.54	58.51
		Stride count	37.40	32.33	32.01	31.36	32.69

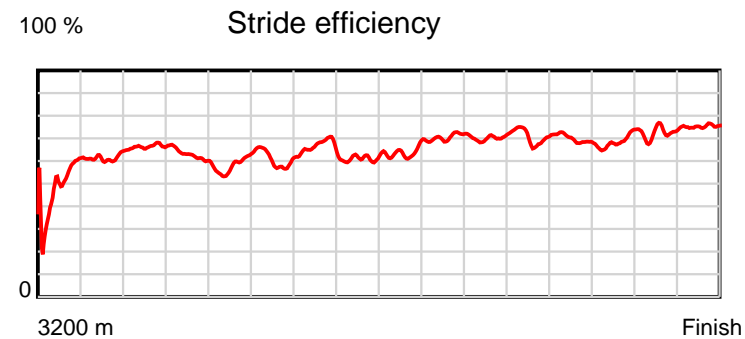
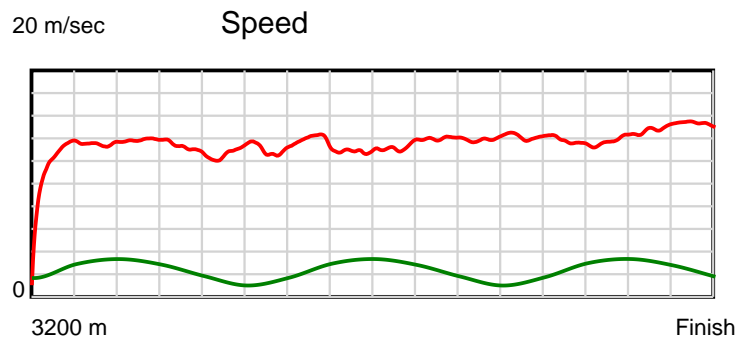
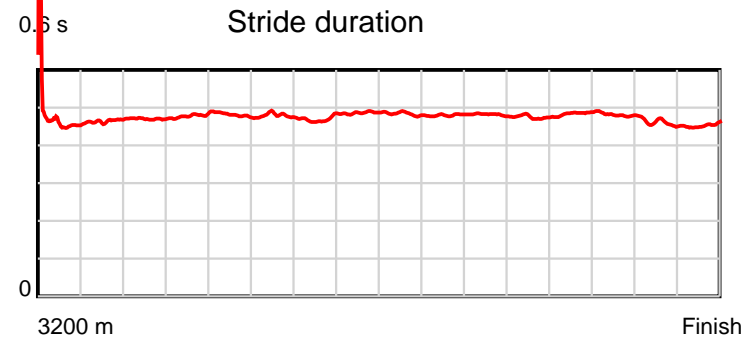
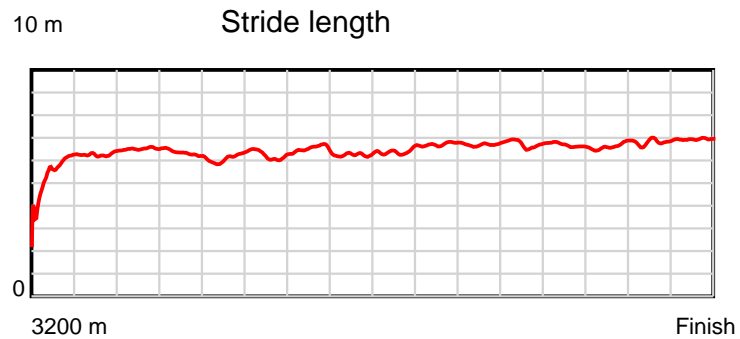
Disclaimer.

HRNZ and NZMTC and Thoroughbred Ratings Pty Ltd accepts no responsibility for the completeness or accuracy of any of the information contained herein, and makes no representations about its suitability for any particular purpose. Users should make their own judgements about those matters and/or seek independent advice. You assume all risks associated with use of the data provided on this page.

Race Results

April 05, 2019, Race 7, BRECKON FARMS/ALL STARS RACING STABLES EASTER CUP (HCP PACE), Distance 3200m, Addington - Survey 3200m

Result	TAB no.	Horse (Barrier)	2200m to	2000m to	1800m to	1600m to	1400m to	1200m to	1000m to	800m to	600m to	400m to	200m to	Total or	Margin
8th	1	Alta Maestro (1)	2000m	1800m	1600m	1400m	1200m	1000m	800m	600m	400m	200m	WP	Average	
		Position in running (margin)	8(8.0)	8(7.5)	9(9.0)	10(9.7)	11(9.0)	12(9.2)	11(9.6)	11(9.5)	11(9.2)	11(9.9)	11(7.9)		4.30
		Sectional time (s)	15.23	14.35	15.75	15.35	14.36	14.49	14.16	14.60	14.69	13.72	13.00		
		Cumulative time (s)	159.70	144.47	130.12	114.37	99.02	84.66	70.17	56.01	41.41	26.72	13.00	0:01.07	
		Speed (m/s)	13.13	13.94	12.70	13.03	13.93	13.80	14.12	13.70	13.61	14.58	15.38	3002.43	
		Stride length (m)	6.29	6.55	6.17	6.30	6.69	6.64	6.71	6.64	6.54	6.70	6.97	6.38	
		Stride duration (s)	0.479	0.470	0.486	0.483	0.480	0.481	0.475	0.485	0.481	0.460	0.453	0.002	
		Stride efficiency (%)	61.85	66.99	59.58	61.97	69.86	68.98	70.42	68.90	66.89	70.25	75.86	63.67	
		Stride count	31.79	30.55	32.39	31.76	29.91	30.10	29.79	30.12	30.57	29.83	28.70	501.30	



Note: Horizontal distance axis grid lines are 200m furlongs.

Disclaimer.

HRNZ and NZMTC and Thoroughbred Ratings Pty Ltd accepts no responsibility for the completeness or accuracy of any of the information contained herein, and makes no representations about its suitability for any particular purpose. Users should make their own judgements about those matters and/or seek independent advice. You assume all risks associated with use of the data provided on this page.



Race Results



April 05, 2019, Race 7, BRECKON FARMS/ALL STARS RACING STABLES EASTER CUP (HCP PACE), Distance 3200m, Addington - Survey 3200m

Result	TAB no.	Horse (Barrier)	3200 to	3000m to	2800m to	2600m to	2400m to
9th	4	Forgotten High... (9)	3000m	2800m	2600m	2400m	2200m
		Position in running (margin)	-	2(1.2)	3(4.4)	3(5.9)	4(4.8)
		Sectional time (s)	-219.94	15.02	15.01	15.02	15.63
		Cumulative time (s)	1.32	221.26	206.24	191.23	176.21
		Speed (m/s)	-0.91	13.32	13.32	13.32	12.80
		Stride length (m)	5.36	6.22	6.30	6.57	6.25
		Stride duration (s)	0.464	0.467	0.473	0.493	0.488
		Stride efficiency (%)	44.92	60.37	62.08	67.52	60.96
		Stride count	37.30	32.18	31.73	30.43	32.02

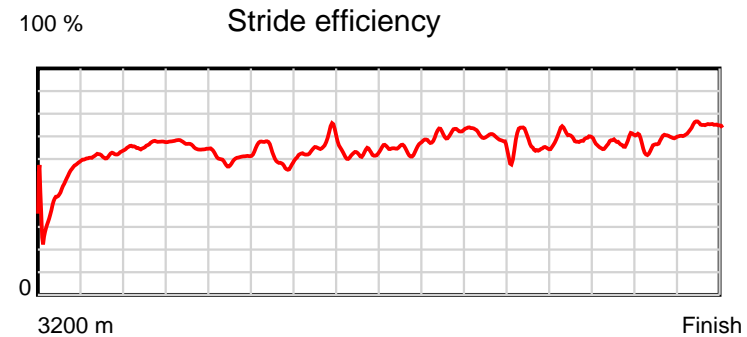
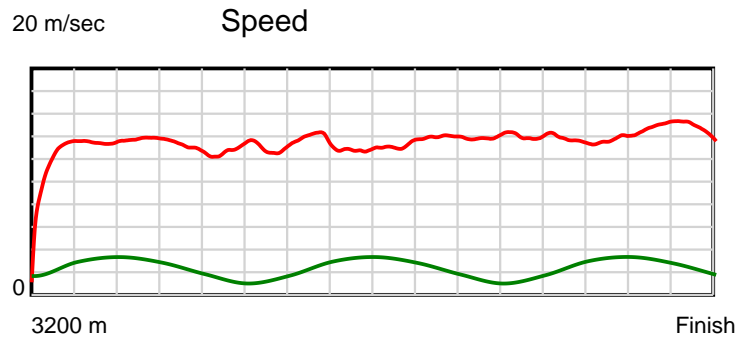
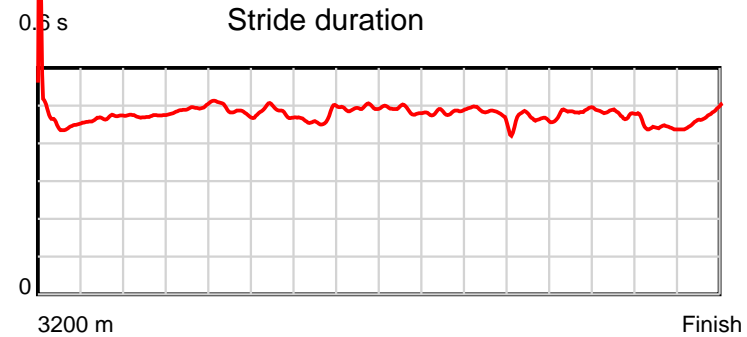
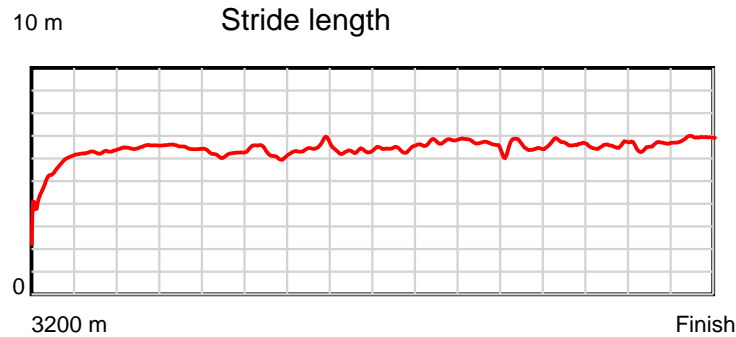
Disclaimer.

HRNZ and NZMTC and Thoroughbred Ratings Pty Ltd accepts no responsibility for the completeness or accuracy of any of the information contained herein, and makes no representations about its suitability for any particular purpose. Users should make their own judgements about those matters and/or seek independent advice. You assume all risks associated with use of the data provided on this page.

Race Results

April 05, 2019, Race 7, BRECKON FARMS/ALL STARS RACING STABLES EASTER CUP (HCP PACE), Distance 3200m, Addington - Survey 3200m

Result	TAB no.	Horse (Barrier)	2200m to	2000m to	1800m to	1600m to	1400m to	1200m to	1000m to	800m to	600m to	400m to	200m to	Total or	Margin
9th	4	Forgotten High... (9)	2000m	1800m	1600m	1400m	1200m	1000m	800m	600m	400m	200m	WP	Average	
		Position in running (margin)	5(5.5)	6(5.4)	7(7.2)	8(7.8)	10(7.5)	10(7.2)	9(7.7)	9(7.7)	9(7.5)	9(8.1)	9(6.2)		5.70
		Sectional time (s)	15.30	14.40	15.73	15.41	14.29	14.50	14.18	14.61	14.68	13.73	13.75		
		Cumulative time (s)	160.58	145.28	130.88	115.15	99.74	85.45	70.95	56.77	42.16	27.48	13.75	0:01.32	
		Speed (m/s)	13.07	13.89	12.71	12.98	14.00	13.79	14.10	13.69	13.62	14.57	14.55	2431.98	
		Stride length (m)	6.33	6.51	6.28	6.34	6.77	6.54	6.59	6.64	6.53	6.43	6.88	6.39	
		Stride duration (s)	0.484	0.469	0.494	0.489	0.483	0.474	0.467	0.485	0.479	0.441	0.473	0.003	
		Stride efficiency (%)	62.56	66.17	61.60	62.89	71.58	66.87	67.77	68.83	66.67	64.66	73.93	63.80	
		Stride count	31.61	30.74	31.86	31.52	29.55	30.57	30.37	30.14	30.62	31.09	29.08	500.81	



Note: Horizontal distance axis grid lines are 200m furlongs.

Disclaimer.

HRNZ and NZMTC and Thoroughbred Ratings Pty Ltd accepts no responsibility for the completeness or accuracy of any of the information contained herein, and makes no representations about its suitability for any particular purpose. Users should make their own judgements about those matters and/or seek independent advice. You assume all risks associated with use of the data provided on this page.



Race Results



April 05, 2019, Race 7, BRECKON FARMS/ALL STARS RACING STABLES EASTER CUP (HCP PACE), Distance 3200m, Addington - Survey 3200m

Result	TAB no.	Horse (Barrier)	3200 to	3000m to	2800m to	2600m to	2400m to
10th	10	Jack's Legend (10)	3000m	2800m	2600m	2400m	2200m
		Position in running (margin)	-	8(8.7)	8(13.7)	8(14.6)	7(8.4)
		Sectional time (s)	-218.63	15.32	14.89	14.17	15.04
		Cumulative time (s)	1.65	220.28	204.96	190.07	175.90
		Speed (m/s)	-0.91	13.05	13.43	14.11	13.30
		Stride length (m)	5.37	5.92	6.02	6.38	6.05
		Stride duration (s)	0.450	0.453	0.448	0.452	0.455
		Stride efficiency (%)	45.09	54.69	56.58	63.54	57.27
		Stride count	37.23	33.81	33.24	31.36	33.04

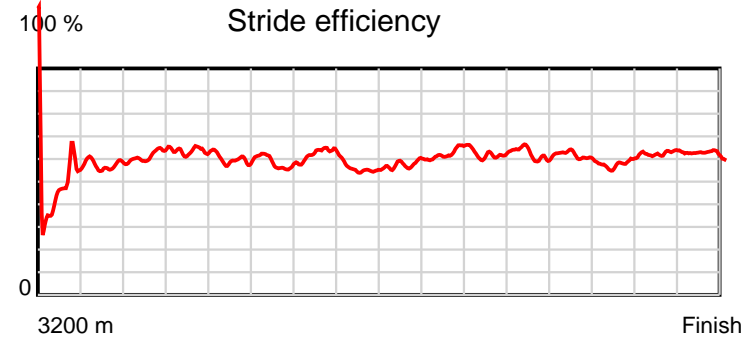
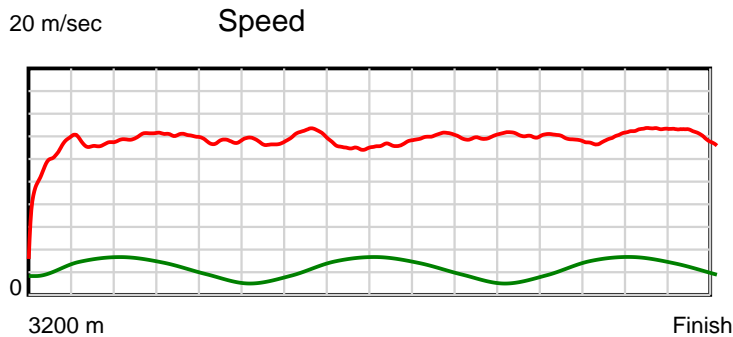
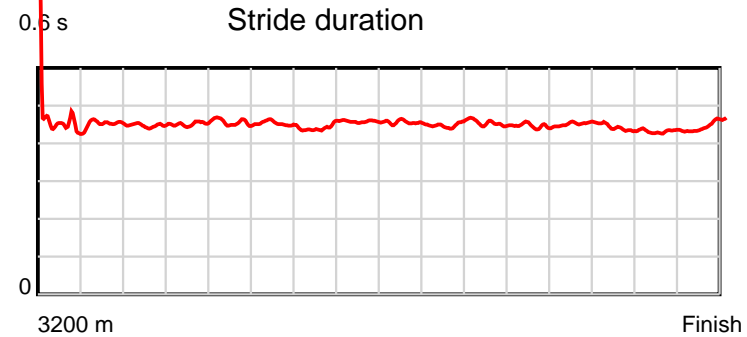
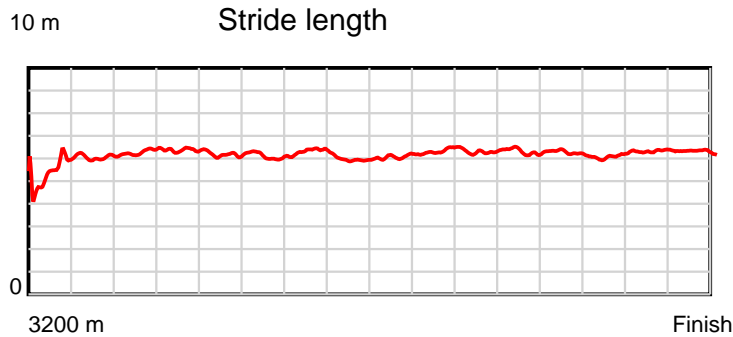
Disclaimer.

HRNZ and NZMTC and Thoroughbred Ratings Pty Ltd accepts no responsibility for the completeness or accuracy of any of the information contained herein, and makes no representations about its suitability for any particular purpose. Users should make their own judgements about those matters and/or seek independent advice. You assume all risks associated with use of the data provided on this page.

Race Results

April 05, 2019, Race 7, BRECKON FARMS/ALL STARS RACING STABLES EASTER CUP (HCP PACE), Distance 3200m, Addington - Survey 3200m

Result	TAB no.	Horse (Barrier)	2200m to	2000m to	1800m to	1600m to	1400m to	1200m to	1000m to	800m to	600m to	400m to	200m to	Total or	Margin
10th	10	Jack's Legend (10)	2000m	1800m	1600m	1400m	1200m	1000m	800m	600m	400m	200m	WP	Average	
		Position in running (margin)	6(5.5)	4(3.7)	4(3.6)	4(3.9)	3(3.8)	6(3.4)	6(4.6)	6(5.1)	6(5.0)	6(4.9)	6(4.2)		7.60
		Sectional time (s)	15.01	14.10	15.68	15.44	14.26	14.63	14.26	14.62	14.56	13.92	14.38		
		Cumulative time (s)	160.86	145.85	131.75	116.07	100.63	86.37	71.74	57.48	42.86	28.30	14.38	0:01.65	
		Speed (m/s)	13.32	14.18	12.76	12.95	14.03	13.67	14.03	13.68	13.74	14.37	13.91	1944.34	
		Stride length (m)	6.03	6.28	5.84	5.89	6.32	6.17	6.26	6.19	6.04	6.19	6.25	6.06	
		Stride duration (s)	0.452	0.443	0.458	0.455	0.450	0.451	0.446	0.453	0.440	0.431	0.450	0.003	
		Stride efficiency (%)	56.77	61.65	53.22	54.21	62.38	59.48	61.19	59.90	57.01	59.90	61.13	57.47	
		Stride count	33.18	31.84	34.27	33.96	31.65	32.42	31.96	32.30	33.11	32.30	31.98	527.65	



Note: Horizontal distance axis grid lines are 200m furlongs.

Disclaimer.

HRNZ and NZMTC and Thoroughbred Ratings Pty Ltd accepts no responsibility for the completeness or accuracy of any of the information contained herein, and makes no representations about its suitability for any particular purpose. Users should make their own judgements about those matters and/or seek independent advice. You assume all risks associated with use of the data provided on this page.



Race Results



April 05, 2019, Race 7, BRECKON FARMS/ALL STARS RACING STABLES EASTER CUP (HCP PACE), Distance 3200m, Addington - Survey 3200m

Result	TAB no.	Horse (Barrier)	3200 to	3000m to	2800m to	2600m to	2400m to
11th	11	Alta Orlando (0)	3000m	2800m	2600m	2400m	2200m
		Position in running (margin)	-	10(14.1)	10(19.1)	10(21.5)	10(14.2)
		Sectional time (s)	-217.70	15.32	15.16	13.99	15.16
		Cumulative time (s)	3.53	221.23	205.91	190.75	176.76
		Speed (m/s)	-0.92	13.05	13.19	14.30	13.19
		Stride length (m)	4.61	5.66	5.70	6.22	5.89
		Stride duration (s)	0.404	0.434	0.432	0.435	0.446
		Stride efficiency (%)	33.28	50.07	50.82	60.49	54.22
		Stride count	43.34	35.33	35.07	32.15	33.95

Disclaimer.

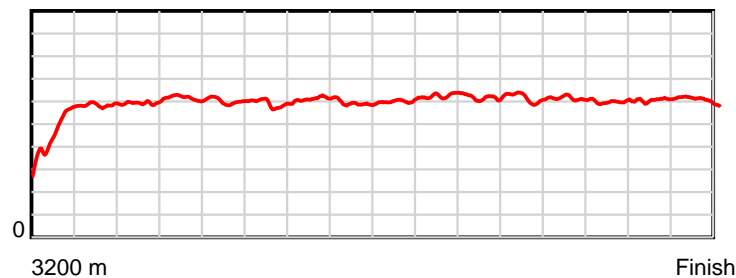
HRNZ and NZMTC and Thoroughbred Ratings Pty Ltd accepts no responsibility for the completeness or accuracy of any of the information contained herein, and makes no representations about its suitability for any particular purpose. Users should make their own judgements about those matters and/or seek independent advice. You assume all risks associated with use of the data provided on this page.

Race Results

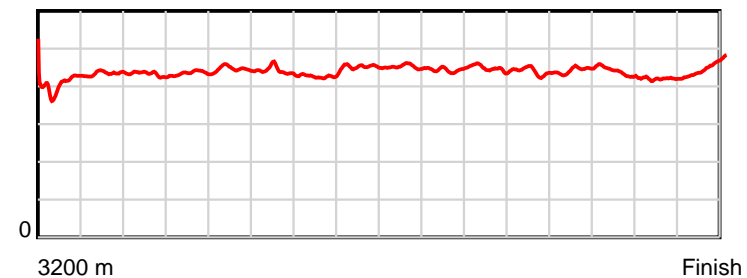
April 05, 2019, Race 7, BRECKON FARMS/ALL STARS RACING STABLES EASTER CUP (HCP PACE), Distance 3200m, Addington - Survey 3200m

Result	TAB no.	Horse (Barrier)	2200m to	2000m to	1800m to	1600m to	1400m to	1200m to	1000m to	800m to	600m to	400m to	200m to	Total or	Margin
11th	11	Alta Orlando (0)	2000m	1800m	1600m	1400m	1200m	1000m	800m	600m	400m	200m	WP	Average	
		Position in running (margin)	10(12.0)	10(10.5)	10(9.7)	11(9.8)	12(9.3)	11(8.2)	12(10.0)	12(11.0)	12(10.4)	12(11.1)	12(11.0)		18.30
		Sectional time (s)	15.06	13.97	15.64	15.39	14.15	14.71	14.34	14.54	14.70	14.02	15.08		
		Cumulative time (s)	161.60	146.54	132.57	116.93	101.54	87.39	72.68	58.34	43.80	29.10	15.08	0:03.53	
		Speed (m/s)	13.28	14.32	12.79	13.00	14.13	13.60	13.95	13.76	13.61	14.27	13.26	907.59	
		Stride length (m)	5.85	6.13	5.79	5.87	6.28	6.07	6.12	6.12	5.91	5.99	6.03	5.86	
		Stride duration (s)	0.440	0.428	0.452	0.451	0.445	0.447	0.439	0.445	0.435	0.420	0.454	0.006	
		Stride efficiency (%)	53.47	58.63	52.31	53.79	61.67	57.61	58.50	58.61	54.63	56.15	56.80	53.71	
		Stride count	34.19	32.65	34.57	34.09	31.84	32.94	32.69	32.66	33.82	33.37	33.17	545.83	

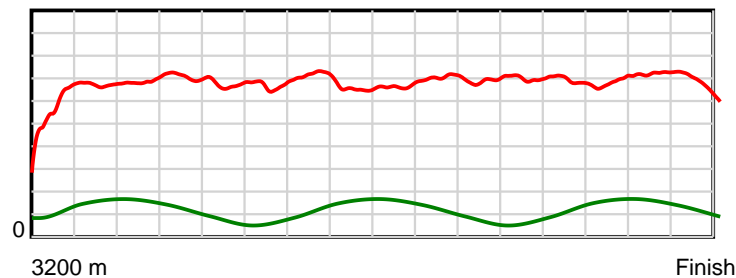
10 m Stride length



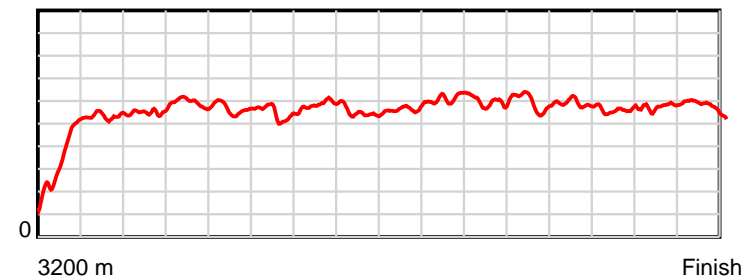
0.6 s Stride duration



20 m/sec Speed



100 % Stride efficiency



Note: Horizontal distance axis grid lines are 200m furlongs.

Disclaimer.

HRNZ and NZMTC and Thoroughbred Ratings Pty Ltd accepts no responsibility for the completeness or accuracy of any of the information contained herein, and makes no representations about its suitability for any particular purpose. Users should make their own judgements about those matters and/or seek independent advice. You assume all risks associated with use of the data provided on this page.



Race Results



April 05, 2019, Race 7, BRECKON FARMS/ALL STARS RACING STABLES EASTER CUP (HCP PACE), Distance 3200m, Addington - Survey 3200m

Result	TAB no.	Horse (Barrier)	3200 to	3000m to	2800m to	2600m to	2400m to
12th	9	Eamon Maguire (7)	3000m	2800m	2600m	2400m	2200m
		Position in running (margin)	-	4(4.6)	1(0.0)	1(0.0)	1(0.0)
		Sectional time (s)	-219.40	13.72	14.75	15.20	15.85
		Cumulative time (s)	4.10	223.50	209.78	195.03	179.83
		Speed (m/s)	-0.91	14.58	13.56	13.16	12.62
		Stride length (m)	4.96	5.77	5.70	5.78	5.45
		Stride duration (s)	0.402	0.396	0.420	0.440	0.432
		Stride efficiency (%)	38.44	52.01	50.74	52.27	46.41
		Stride count	40.33	34.67	35.10	34.58	36.70

Disclaimer.

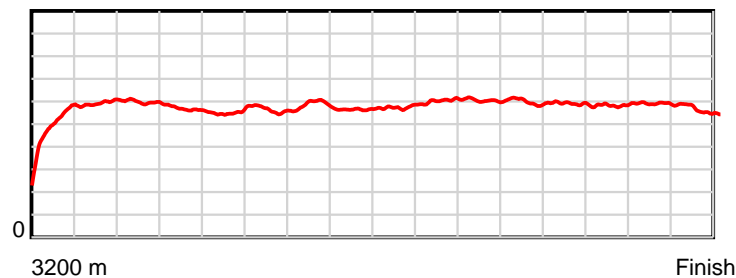
HRNZ and NZMTC and Thoroughbred Ratings Pty Ltd accepts no responsibility for the completeness or accuracy of any of the information contained herein, and makes no representations about its suitability for any particular purpose. Users should make their own judgements about those matters and/or seek independent advice. You assume all risks associated with use of the data provided on this page.

Race Results

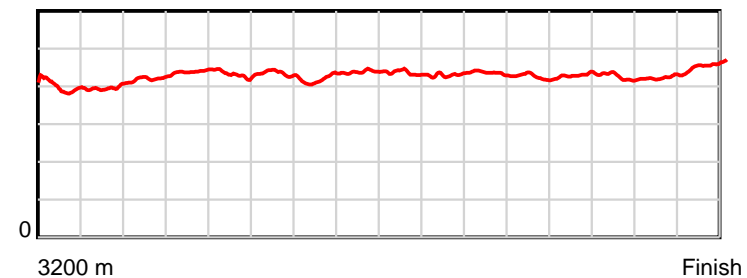
April 05, 2019, Race 7, BRECKON FARMS/ALL STARS RACING STABLES EASTER CUP (HCP PACE), Distance 3200m, Addington - Survey 3200m

Result	TAB no.	Horse (Barrier)	2200m to	2000m to	1800m to	1600m to	1400m to	1200m to	1000m to	800m to	600m to	400m to	200m to	Total or	Margin
12th	9	Eamon Maguire (7)	2000m	1800m	1600m	1400m	1200m	1000m	800m	600m	400m	200m	WP	Average	
		Position in running (margin)	2(1.9)	3(2.0)	3(2.9)	3(3.8)	5(3.9)	5(2.8)	5(3.9)	5(4.1)	5(3.6)	5(4.2)	10(7.7)		21.60
		Sectional time (s)	15.32	14.25	15.77	15.49	14.14	14.61	14.21	14.57	14.67	14.62	16.33		
		Cumulative time (s)	163.98	148.66	134.41	118.64	103.15	89.01	74.40	60.19	45.62	30.95	16.33	0:04.10	
		Speed (m/s)	13.05	14.04	12.68	12.91	14.14	13.69	14.07	13.73	13.63	13.68	12.25	781.29	
		Stride length (m)	5.67	5.89	5.56	5.62	6.09	5.95	5.98	5.90	5.79	5.81	5.61	5.71	
		Stride duration (s)	0.434	0.420	0.439	0.435	0.431	0.435	0.425	0.430	0.425	0.425	0.458	0.007	
		Stride efficiency (%)	50.20	54.29	48.37	49.41	57.97	55.34	55.87	54.44	52.37	52.79	49.14	50.93	
		Stride count	35.29	33.93	35.95	35.57	32.84	33.61	33.45	33.89	34.55	34.41	35.67	560.54	

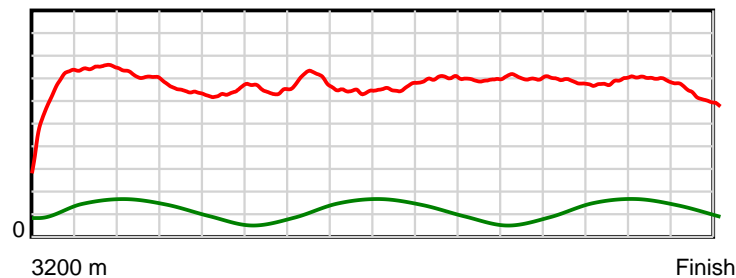
10 m Stride length



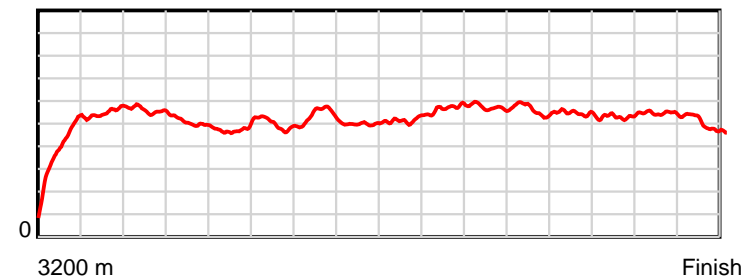
0.6 s Stride duration



20 m/sec Speed



100 % Stride efficiency



Note: Horizontal distance axis grid lines are 200m furlongs.

Disclaimer.

HRNZ and NZMTC and Thoroughbred Ratings Pty Ltd accepts no responsibility for the completeness or accuracy of any of the information contained herein, and makes no representations about its suitability for any particular purpose. Users should make their own judgements about those matters and/or seek independent advice. You assume all risks associated with use of the data provided on this page.



Race Results



April 05, 2019, Race 8, MICO PLUMBING HORNBY HANDICAP TROT, Distance 2600m, Addington - Survey 3200m

Result	TAB no.	Horse (Barrier)	2600 to	2400m to
1st	1	Sunny Glenis (6)	2400m	2200m
		Position in running (margin)	-	4(4.3)
		Sectional time (s)	17.52	15.07
		Cumulative time (s)	200.36	182.84
		Speed (m/s)	11.42	13.27
		Stride length (m)	5.23	5.81
		Stride duration (s)	0.447	0.438
		Stride efficiency (%)	42.71	52.79
		Stride count	38.25	34.41

Disclaimer.

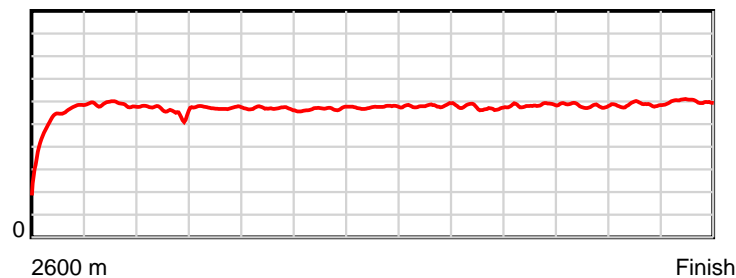
HRNZ and NZMTC and Thoroughbred Ratings Pty Ltd accepts no responsibility for the completeness or accuracy of any of the information contained herein, and makes no representations about its suitability for any particular purpose. Users should make their own judgements about those matters and/or seek independent advice. You assume all risks associated with use of the data provided on this page.

Race Results

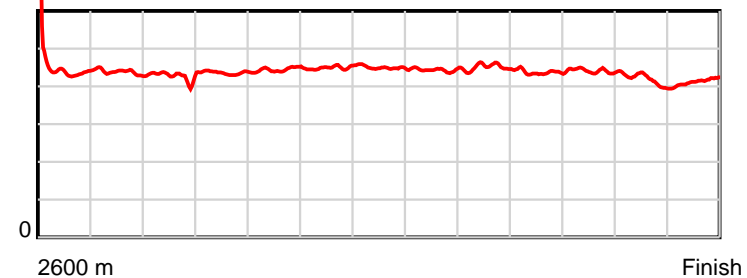
April 05, 2019, Race 8, MICO PLUMBING HORNBY HANDICAP TROT, Distance 2600m, Addington - Survey 3200m

Result	TAB no.	Horse (Barrier)	2200m to	2000m to	1800m to	1600m to	1400m to	1200m to	1000m to	800m to	600m to	400m to	200m to	Total or	Margin
1st	1	Sunny Glenis (6)	2000m	1800m	1600m	1400m	1200m	1000m	800m	600m	400m	200m	WP	Average	
		Position in running (margin)	4(6.9)	4(6.0)	4(5.3)	4(4.1)	4(3.6)	5(3.7)	7(5.8)	9(6.4)	9(6.2)	8(7.7)	6(6.2)		0.00
		Sectional time (s)	15.15	15.31	15.64	16.05	15.63	15.41	15.74	15.05	15.40	14.49	13.90		
		Cumulative time (s)	167.77	152.62	137.31	121.67	105.62	89.99	74.58	58.84	43.79	28.39	13.90	3:20.36	
		Speed (m/s)	13.20	13.06	12.79	12.46	12.80	12.98	12.71	13.29	12.99	13.80	14.39	12.98	
		Stride length (m)	5.63	5.69	5.68	5.60	5.75	5.76	5.72	5.81	5.73	5.76	5.94	5.70	
		Stride duration (s)	0.427	0.436	0.444	0.449	0.449	0.443	0.450	0.437	0.442	0.418	0.413	0.439	
		Stride efficiency (%)	49.61	50.66	50.40	48.92	51.68	51.78	51.15	52.70	51.38	51.88	55.06	50.70	
		Stride count	35.50	35.12	35.22	35.74	34.78	34.74	34.96	34.44	34.88	34.71	33.69	456.44	

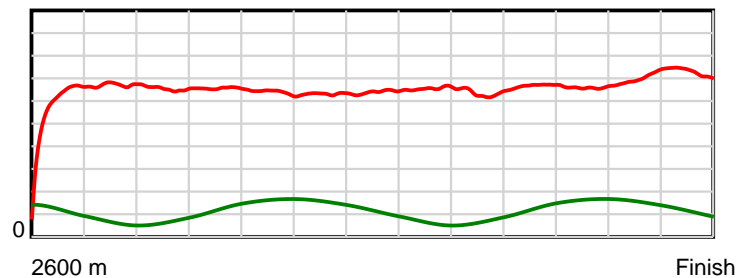
10 m Stride length



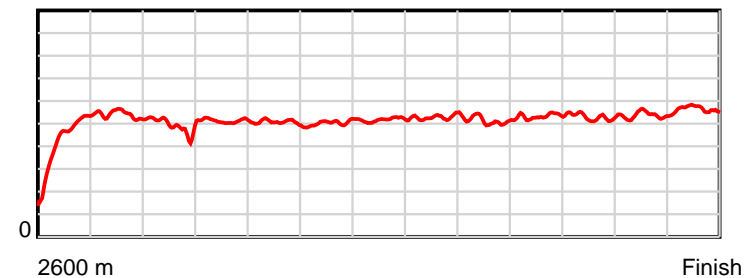
0.6 s Stride duration



20 m/sec Speed



100 % Stride efficiency



Note: Horizontal distance axis grid lines are 200m furlongs.

Disclaimer.

HRNZ and NZMTC and Thoroughbred Ratings Pty Ltd accepts no responsibility for the completeness or accuracy of any of the information contained herein, and makes no representations about its suitability for any particular purpose. Users should make their own judgements about those matters and/or seek independent advice. You assume all risks associated with use of the data provided on this page.



Race Results



April 05, 2019, Race 8, MICO PLUMBING HORNBY HANDICAP TROT, Distance 2600m, Addington - Survey 3200m

Result	TAB no.	Horse (Barrier)	2600 to	2400m to
2nd	11	Globe Trekker (7)	2400m	2200m
		Position in running (margin)	-	6(7.9)
		Sectional time (s)	18.09	15.31
		Cumulative time (s)	200.37	182.28
		Speed (m/s)	11.06	13.06
		Stride length (m)	5.71	6.12
		Stride duration (s)	0.472	0.469
		Stride efficiency (%)	50.95	58.53
		Stride count	35.03	32.68

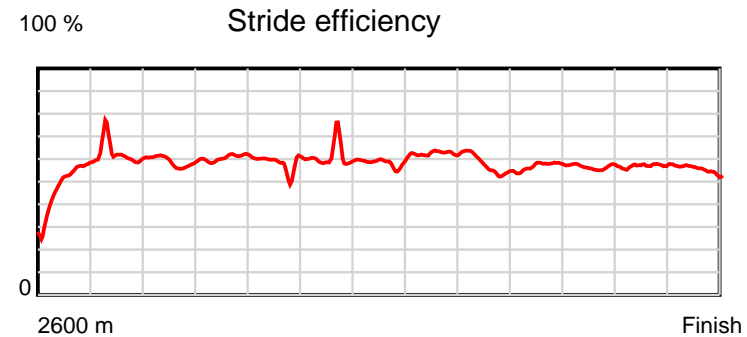
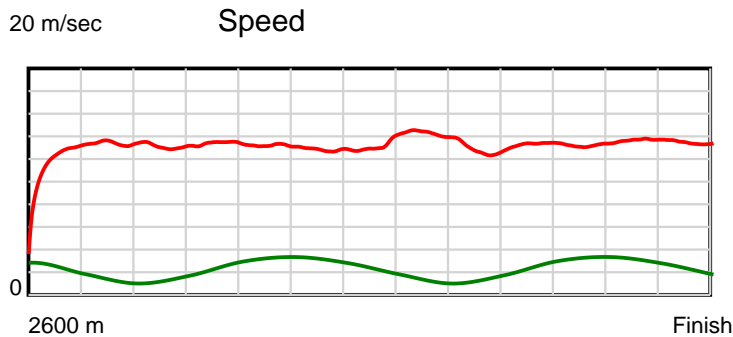
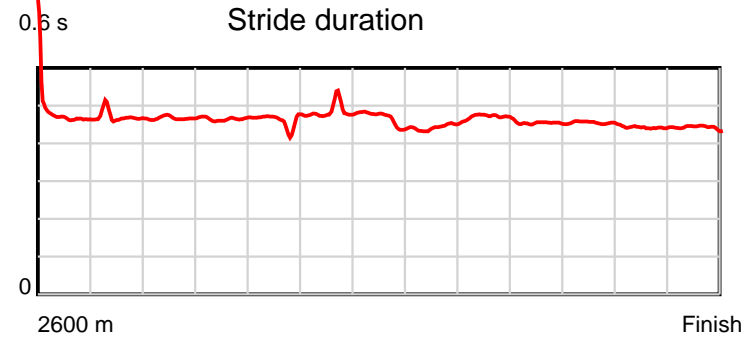
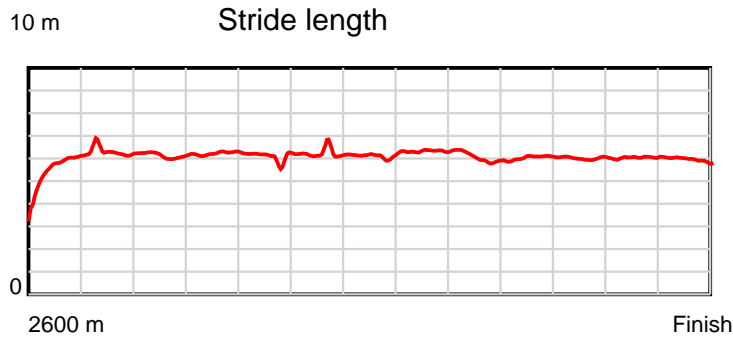
Disclaimer.

HRNZ and NZMTC and Thoroughbred Ratings Pty Ltd accepts no responsibility for the completeness or accuracy of any of the information contained herein, and makes no representations about its suitability for any particular purpose. Users should make their own judgements about those matters and/or seek independent advice. You assume all risks associated with use of the data provided on this page.

Race Results

April 05, 2019, Race 8, MICO PLUMBING HORNBY HANDICAP TROT, Distance 2600m, Addington - Survey 3200m

Result	TAB no.	Horse (Barrier)	2200m to	2000m to	1800m to	1600m to	1400m to	1200m to	1000m to	800m to	600m to	400m to	200m to	Total or	Margin
2nd	11	Globe Trekker (7)	2000m	1800m	1600m	1400m	1200m	1000m	800m	600m	400m	200m	WP	Average	
		Position in running (margin)	6(12.0)	6(12.1)	6(9.9)	6(7.2)	6(5.8)	4(3.4)	1(0.0)	1(0.0)	1(0.0)	1(0.0)	1(0.0)		0.01
		Sectional time (s)	15.31	15.07	15.39	15.90	15.20	14.50	15.64	15.08	15.15	14.75	14.98		
		Cumulative time (s)	166.97	151.66	136.59	121.20	105.30	90.10	75.60	59.96	44.88	29.73	14.98	3:20.37	
		Speed (m/s)	13.06	13.27	13.00	12.58	13.16	13.79	12.79	13.26	13.20	13.56	13.35	12.98	
		Stride length (m)	6.10	6.17	5.99	6.07	6.11	6.12	6.02	6.01	6.00	5.98	5.89	6.02	
		Stride duration (s)	0.467	0.465	0.461	0.482	0.465	0.444	0.471	0.453	0.455	0.441	0.441	0.464	
		Stride efficiency (%)	58.12	59.49	56.07	57.53	58.39	58.54	56.66	56.48	56.32	55.85	54.29	56.65	
		Stride count	32.79	32.41	33.39	32.96	32.72	32.68	33.21	33.27	33.31	33.45	33.93	431.83	



Note: Horizontal distance axis grid lines are 200m furlongs.

Disclaimer.

HRNZ and NZMTC and Thoroughbred Ratings Pty Ltd accepts no responsibility for the completeness or accuracy of any of the information contained herein, and makes no representations about its suitability for any particular purpose. Users should make their own judgements about those matters and/or seek independent advice. You assume all risks associated with use of the data provided on this page.



Race Results



April 05, 2019, Race 8, MICO PLUMBING HORNBY HANDICAP TROT, Distance 2600m, Addington - Survey 3200m

Result	TAB no.	Horse (Barrier)	2600 to 2400m	2400m to 2200m
3rd	2	Izmok (10)		
		Position in running (margin)	-	3(2.2)
		Sectional time (s)	17.18	14.77
		Cumulative time (s)	200.38	183.20
		Speed (m/s)	11.64	13.54
		Stride length (m)	5.34	5.89
		Stride duration (s)	0.445	0.435
		Stride efficiency (%)	44.64	54.22
		Stride count	37.42	33.95

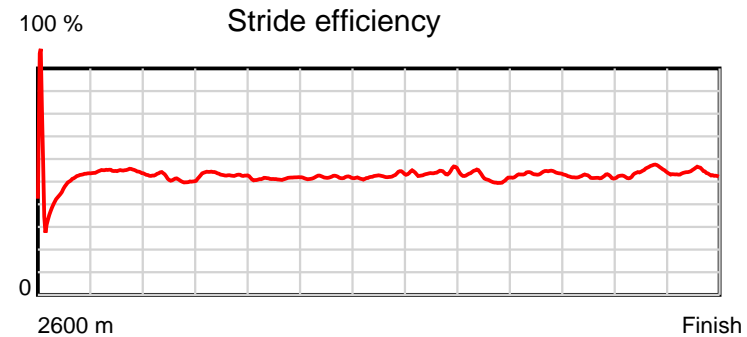
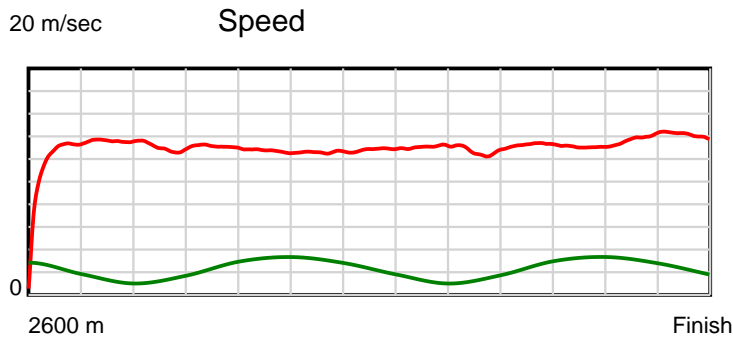
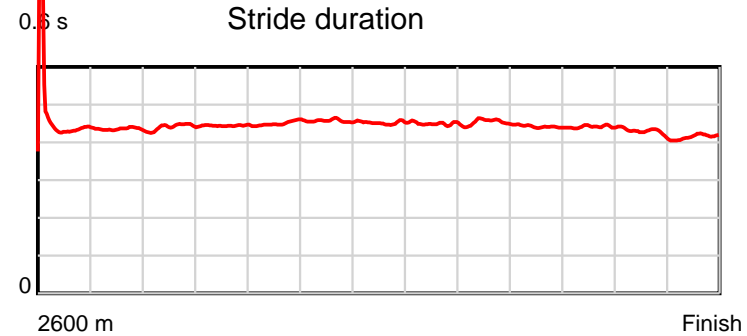
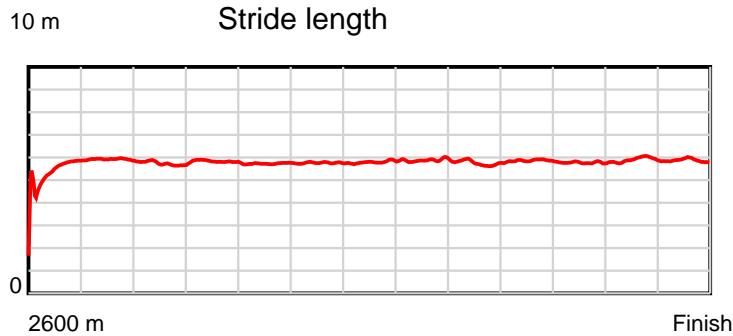
Disclaimer.

HRNZ and NZMTC and Thoroughbred Ratings Pty Ltd accepts no responsibility for the completeness or accuracy of any of the information contained herein, and makes no representations about its suitability for any particular purpose. Users should make their own judgements about those matters and/or seek independent advice. You assume all risks associated with use of the data provided on this page.

Race Results

April 05, 2019, Race 8, MICO PLUMBING HORNBY HANDICAP TROT, Distance 2600m, Addington - Survey 3200m

Result	TAB no.	Horse (Barrier)	2200m to	2000m to	1800m to	1600m to	1400m to	1200m to	1000m to	800m to	600m to	400m to	200m to	Total or	Margin
3rd	2	Izmok (10)	2000m	1800m	1600m	1400m	1200m	1000m	800m	600m	400m	200m	WP	Average	
		Position in running (margin)	3(3.1)	3(2.8)	3(2.1)	3(2.2)	2(1.8)	3(1.8)	5(4.0)	6(4.3)	6(4.5)	5(5.5)	4(4.5)		0.01
		Sectional time (s)	15.25	15.32	15.85	16.05	15.63	15.42	15.69	15.12	15.31	14.59	14.20		
		Cumulative time (s)	168.43	153.18	137.86	122.01	105.96	90.33	74.91	59.22	44.10	28.79	14.20	3:20.38	
		Speed (m/s)	13.11	13.05	12.62	12.46	12.80	12.97	12.75	13.23	13.06	13.71	14.08	12.98	
		Stride length (m)	5.78	5.80	5.68	5.69	5.78	5.84	5.78	5.85	5.76	5.86	5.85	5.76	
		Stride duration (s)	0.441	0.445	0.450	0.457	0.452	0.450	0.453	0.442	0.441	0.427	0.415	0.444	
		Stride efficiency (%)	52.25	52.62	50.33	50.62	52.19	53.21	52.15	53.42	51.88	53.64	53.46	51.81	
		Stride count	34.59	34.46	35.24	35.14	34.61	34.27	34.62	34.21	34.71	34.14	34.19	451.55	



Note: Horizontal distance axis grid lines are 200m furlongs.

Disclaimer.

HRNZ and NZMTC and Thoroughbred Ratings Pty Ltd accepts no responsibility for the completeness or accuracy of any of the information contained herein, and makes no representations about its suitability for any particular purpose. Users should make their own judgements about those matters and/or seek independent advice. You assume all risks associated with use of the data provided on this page.



Race Results



April 05, 2019, Race 8, MICO PLUMBING HORNBY HANDICAP TROT, Distance 2600m, Addington - Survey 3200m

Result	TAB no.	Horse (Barrier)	2600 to	2400m to
4th	3	Take After Me (12)	2400m	2200m
		Position in running (margin)	-	1(0.0)
		Sectional time (s)	17.02	14.63
		Cumulative time (s)	200.72	183.70
		Speed (m/s)	11.75	13.67
		Stride length (m)	5.06	5.64
		Stride duration (s)	0.425	0.413
		Stride efficiency (%)	39.99	49.73
		Stride count	39.54	35.45

Disclaimer.

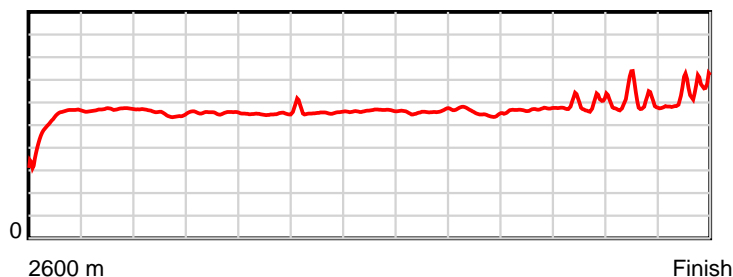
HRNZ and NZMTC and Thoroughbred Ratings Pty Ltd accepts no responsibility for the completeness or accuracy of any of the information contained herein, and makes no representations about its suitability for any particular purpose. Users should make their own judgements about those matters and/or seek independent advice. You assume all risks associated with use of the data provided on this page.

Race Results

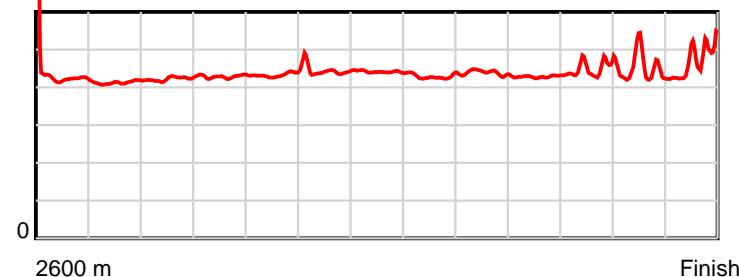
April 05, 2019, Race 8, MICO PLUMBING HORNBY HANDICAP TROT, Distance 2600m, Addington - Survey 3200m

Result	TAB no.	Horse (Barrier)	2200m to	2000m to	1800m to	1600m to	1400m to	1200m to	1000m to	800m to	600m to	400m to	200m to	Total or	Margin
4th	3	Take After Me (12)	2000m	1800m	1600m	1400m	1200m	1000m	800m	600m	400m	200m	WP	Average	
		Position in running (margin)	1(0.0)	1(0.0)	1(0.0)	1(0.0)	1(0.0)	1(0.0)	2(1.8)	3(2.5)	3(2.2)	3(2.4)	2(2.8)		2.10
		Sectional time (s)	15.30	15.43	15.84	16.13	15.61	15.35	15.76	15.04	15.17	14.81	14.63		
		Cumulative time (s)	169.07	153.77	138.34	122.50	106.37	90.76	75.41	59.65	44.61	29.44	14.63	3:20.72	
		Speed (m/s)	13.07	12.96	12.63	12.40	12.81	13.03	12.69	13.30	13.18	13.50	13.67	12.95	
		Stride length (m)	5.52	5.55	5.45	5.51	5.65	5.59	5.57	5.70	5.87	5.97	6.23	5.63	
		Stride duration (s)	0.422	0.428	0.432	0.444	0.441	0.429	0.439	0.428	0.446	0.442	0.456	0.434	
		Stride efficiency (%)	47.53	48.18	46.47	47.37	49.90	48.78	48.46	50.72	53.91	55.64	60.73	49.46	
		Stride count	36.26	36.02	36.68	36.32	35.39	35.80	35.92	35.11	34.05	33.52	32.08	462.14	

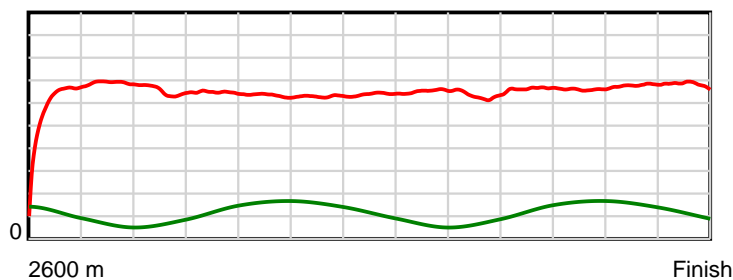
10 m Stride length



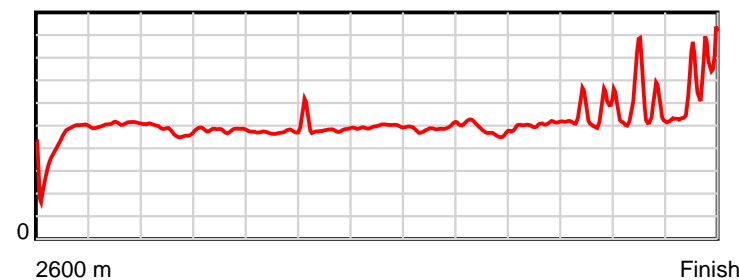
0.6 s Stride duration



20 m/sec Speed



100 % Stride efficiency



Note: Horizontal distance axis grid lines are 200m furlongs.

Disclaimer.

HRNZ and NZMTC and Thoroughbred Ratings Pty Ltd accepts no responsibility for the completeness or accuracy of any of the information contained herein, and makes no representations about its suitability for any particular purpose. Users should make their own judgements about those matters and/or seek independent advice. You assume all risks associated with use of the data provided on this page.



Race Results



April 05, 2019, Race 8, MICO PLUMBING HORNBY HANDICAP TROT, Distance 2600m, Addington - Survey 3200m

Result	TAB no.	Horse (Barrier)	2600 to	2400m to
5th	14	Didjabringtheb... (8)	2400m	2200m
		Position in running (margin)	-	10(21.2)
		Sectional time (s)	20.46	15.14
		Cumulative time (s)	201.30	180.84
		Speed (m/s)	9.78	13.21
		Stride length (m)	6.03	6.32
		Stride duration (s)	0.478	0.478
		Stride efficiency (%)	56.76	62.42
		Stride count	33.18	31.64

Disclaimer.

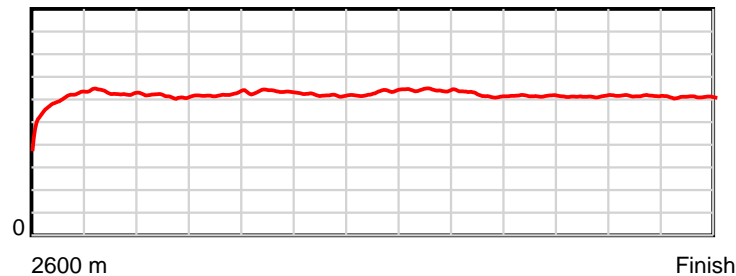
HRNZ and NZMTC and Thoroughbred Ratings Pty Ltd accepts no responsibility for the completeness or accuracy of any of the information contained herein, and makes no representations about its suitability for any particular purpose. Users should make their own judgements about those matters and/or seek independent advice. You assume all risks associated with use of the data provided on this page.

Race Results

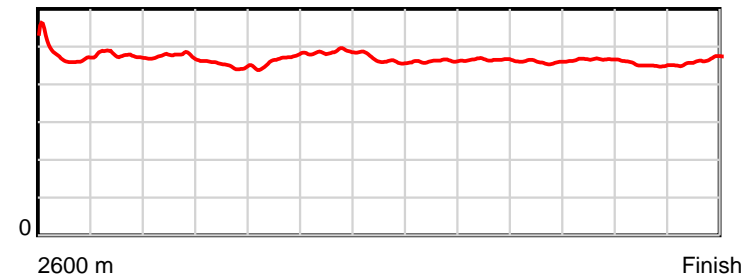
April 05, 2019, Race 8, MICO PLUMBING HORNBY HANDICAP TROT, Distance 2600m, Addington - Survey 3200m

Result	TAB no.	Horse (Barrier)	2200m to	2000m to	1800m to	1600m to	1400m to	1200m to	1000m to	800m to	600m to	400m to	200m to	Total or	Margin
5th	14	Didjabringtheb... (8)	2000m	1800m	1600m	1400m	1200m	1000m	800m	600m	400m	200m	WP	Average	
		Position in running (margin)	10(24.3)	9(23.9)	8(18.5)	8(11.1)	8(10.2)	7(4.9)	4(3.6)	2(1.4)	2(0.5)	2(1.9)	3(3.9)		5.40
		Sectional time (s)	15.25	14.52	14.61	15.97	14.73	14.85	15.27	14.94	15.38	15.08	15.10		
		Cumulative time (s)	165.70	150.45	135.93	121.32	105.35	90.62	75.77	60.50	45.56	30.18	15.10	3:21.30	
		Speed (m/s)	13.11	13.77	13.69	12.52	13.58	13.47	13.10	13.39	13.00	13.26	13.25	12.92	
		Stride length (m)	6.24	6.23	6.33	6.08	6.33	6.22	6.09	6.15	6.05	5.99	6.14	6.17	
		Stride duration (s)	0.475	0.452	0.462	0.485	0.466	0.462	0.465	0.460	0.465	0.452	0.464	0.477	
		Stride efficiency (%)	60.77	60.59	62.63	57.72	62.60	60.40	57.96	59.18	57.26	56.09	58.97	59.43	
		Stride count	32.07	32.12	31.59	32.91	31.60	32.17	32.84	32.50	33.04	33.38	32.56	421.60	

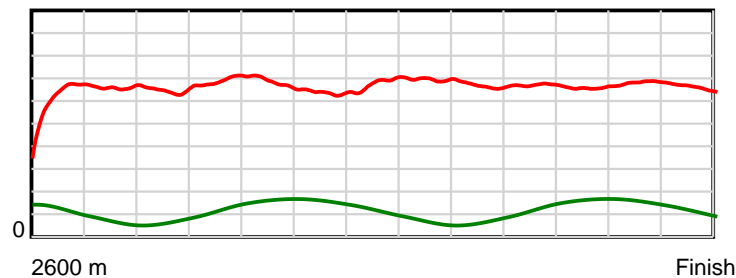
10 m Stride length



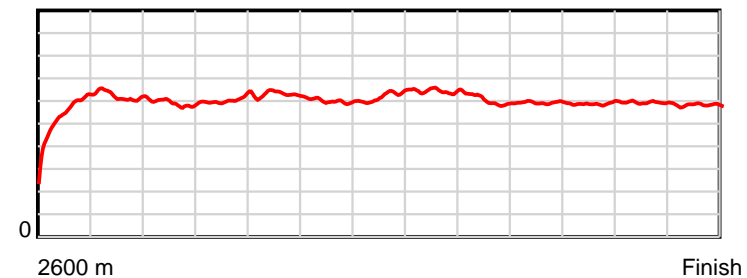
0.6 s Stride duration



20 m/sec Speed



100 % Stride efficiency



Note: Horizontal distance axis grid lines are 200m furlongs.

Disclaimer.

HRNZ and NZMTC and Thoroughbred Ratings Pty Ltd accepts no responsibility for the completeness or accuracy of any of the information contained herein, and makes no representations about its suitability for any particular purpose. Users should make their own judgements about those matters and/or seek independent advice. You assume all risks associated with use of the data provided on this page.



Race Results



April 05, 2019, Race 8, MICO PLUMBING HORNBY HANDICAP TROT, Distance 2600m, Addington - Survey 3200m

Result	TAB no.	Horse (Barrier)	2600 to	2400m to
6th	6	Theodosia (15)	2400m	2200m
		Position in running (margin)	-	5(4.3)
		Sectional time (s)	17.51	15.45
		Cumulative time (s)	201.39	183.88
		Speed (m/s)	11.42	12.94
		Stride length (m)	5.23	5.86
		Stride duration (s)	0.447	0.453
		Stride efficiency (%)	42.79	53.63
		Stride count	38.22	34.14

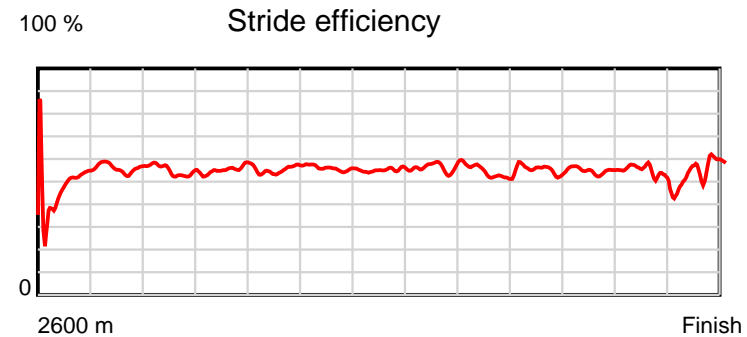
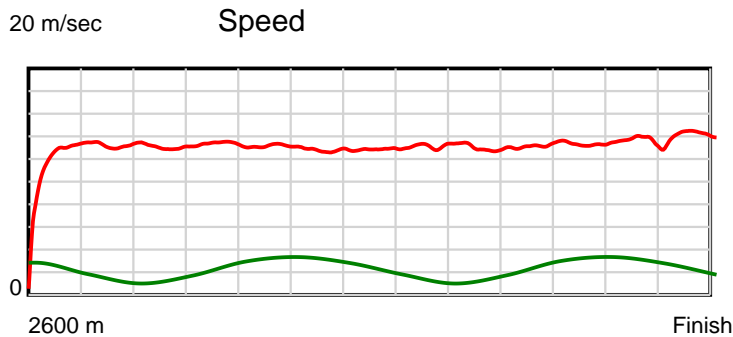
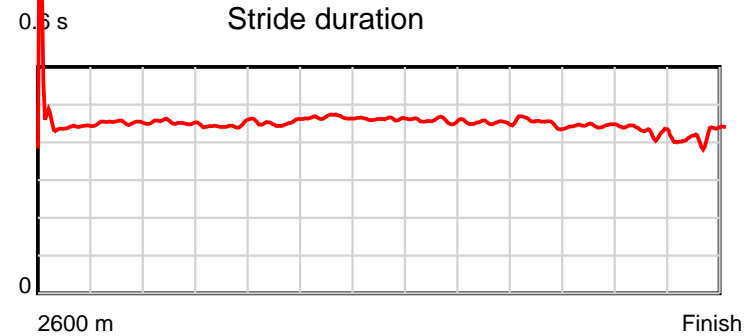
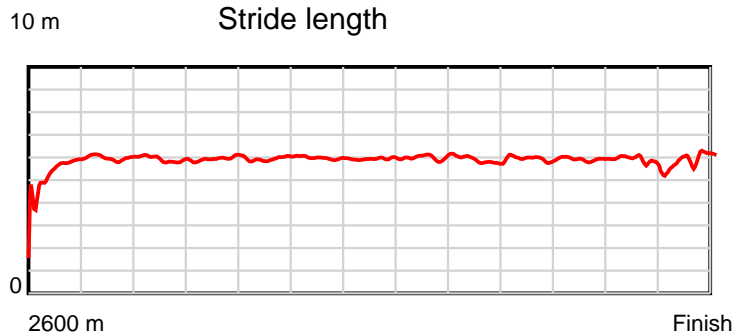
Disclaimer.

HRNZ and NZMTC and Thoroughbred Ratings Pty Ltd accepts no responsibility for the completeness or accuracy of any of the information contained herein, and makes no representations about its suitability for any particular purpose. Users should make their own judgements about those matters and/or seek independent advice. You assume all risks associated with use of the data provided on this page.

Race Results

April 05, 2019, Race 8, MICO PLUMBING HORNBY HANDICAP TROT, Distance 2600m, Addington - Survey 3200m

Result	TAB no.	Horse (Barrier)	2200m to	2000m to	1800m to	1600m to	1400m to	1200m to	1000m to	800m to	600m to	400m to	200m to	Total or	Margin
6th	6	Theodosia (15)	2000m	1800m	1600m	1400m	1200m	1000m	800m	600m	400m	200m	WP	Average	
		Position in running (margin)	5(9.3)	5(9.3)	5(7.3)	5(4.9)	5(4.1)	6(3.7)	8(6.8)	8(5.6)	8(6.1)	7(7.6)	8(10.7)		5.90
		Sectional time (s)	15.31	15.10	15.44	15.99	15.56	15.57	15.44	15.16	15.40	15.26	14.20		
		Cumulative time (s)	168.43	153.12	138.02	122.58	106.59	91.03	75.46	60.02	44.86	29.46	14.20	3:21.39	
		Speed (m/s)	13.06	13.25	12.95	12.51	12.85	12.85	12.95	13.19	12.99	13.11	14.08	12.91	
		Stride length (m)	5.92	5.89	5.86	5.83	5.94	5.89	5.86	5.96	5.77	5.55	5.91	5.80	
		Stride duration (s)	0.453	0.445	0.452	0.466	0.462	0.458	0.452	0.452	0.444	0.424	0.419	0.449	
		Stride efficiency (%)	54.83	54.28	53.65	53.18	55.08	54.16	53.58	55.51	52.01	48.16	54.51	52.54	
		Stride count	33.76	33.94	34.13	34.28	33.69	33.97	34.16	33.56	34.67	36.03	33.86	448.41	



Note: Horizontal distance axis grid lines are 200m furlongs.

Disclaimer.

HRNZ and NZMTC and Thoroughbred Ratings Pty Ltd accepts no responsibility for the completeness or accuracy of any of the information contained herein, and makes no representations about its suitability for any particular purpose. Users should make their own judgements about those matters and/or seek independent advice. You assume all risks associated with use of the data provided on this page.



Race Results



April 05, 2019, Race 8, MICO PLUMBING HORNBY HANDICAP TROT, Distance 2600m, Addington - Survey 3200m

Result	TAB no.	Horse (Barrier)	2600 to	2400m to
7th	12	Splash Cola (0)	2400m	2200m
		Position in running (margin)	-	7(11.2)
		Sectional time (s)	18.81	15.08
		Cumulative time (s)	201.41	182.60
		Speed (m/s)	10.63	13.26
		Stride length (m)	5.85	6.28
		Stride duration (s)	0.462	0.474
		Stride efficiency (%)	53.41	61.70
		Stride count	34.21	31.83

Disclaimer.

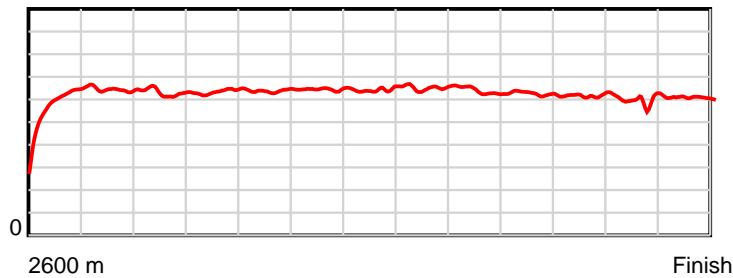
HRNZ and NZMTC and Thoroughbred Ratings Pty Ltd accepts no responsibility for the completeness or accuracy of any of the information contained herein, and makes no representations about its suitability for any particular purpose. Users should make their own judgements about those matters and/or seek independent advice. You assume all risks associated with use of the data provided on this page.

Race Results

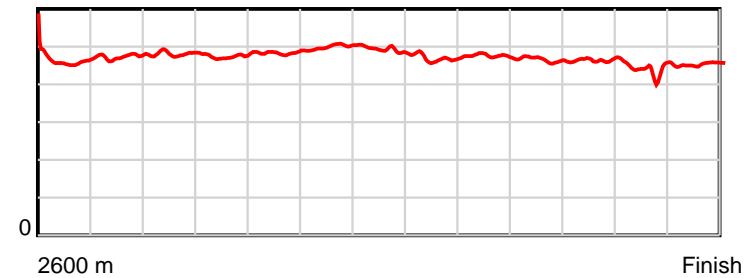
April 05, 2019, Race 8, MICO PLUMBING HORNBY HANDICAP TROT, Distance 2600m, Addington - Survey 3200m

Result	TAB no.	Horse (Barrier)	2200m to	2000m to	1800m to	1600m to	1400m to	1200m to	1000m to	800m to	600m to	400m to	200m to	Total or	Margin
7th	12	Splash Cola (0)	2000m	1800m	1600m	1400m	1200m	1000m	800m	600m	400m	200m	WP	Average	
		Position in running (margin)	7(13.9)	7(14.0)	7(11.6)	7(9.4)	7(8.3)	8(6.8)	6(5.5)	4(3.5)	4(2.7)	4(3.5)	5(5.7)		6.00
		Sectional time (s)	15.31	15.03	15.48	15.95	15.37	14.83	15.30	14.95	15.28	15.13	14.89		
		Cumulative time (s)	167.52	152.21	137.18	121.70	105.75	90.38	75.55	60.25	45.30	30.02	14.89	3:21.41	
		Speed (m/s)	13.06	13.31	12.92	12.54	13.01	13.49	13.07	13.38	13.09	13.22	13.43	12.91	
		Stride length (m)	6.28	6.31	6.25	6.26	6.40	6.33	6.20	6.22	6.08	5.81	6.09	6.18	
		Stride duration (s)	0.481	0.474	0.484	0.499	0.492	0.470	0.475	0.465	0.465	0.440	0.454	0.479	
		Stride efficiency (%)	61.62	62.24	61.06	61.30	64.01	62.64	60.13	60.48	57.81	52.80	58.04	59.65	
		Stride count	31.85	31.69	31.99	31.93	31.25	31.59	32.24	32.15	32.88	34.41	32.82	420.84	

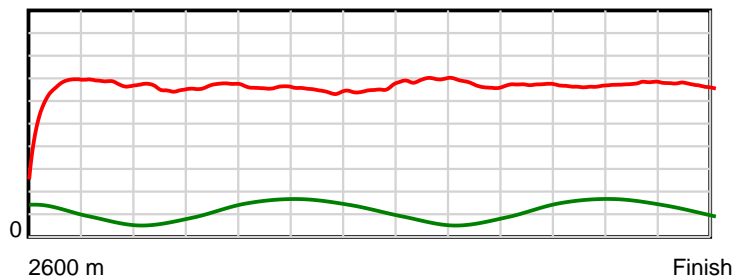
10 m Stride length



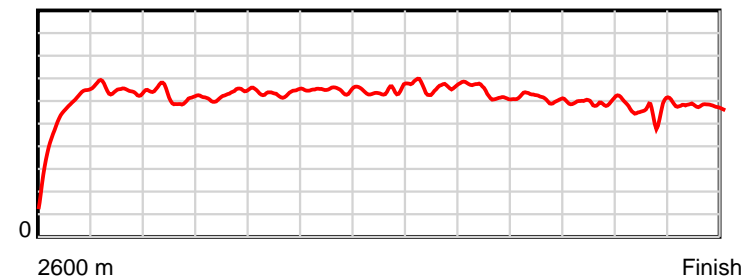
0.6 s Stride duration



20 m/sec Speed



100 % Stride efficiency



Note: Horizontal distance axis grid lines are 200m furlongs.

Disclaimer.

HRNZ and NZMTC and Thoroughbred Ratings Pty Ltd accepts no responsibility for the completeness or accuracy of any of the information contained herein, and makes no representations about its suitability for any particular purpose. Users should make their own judgements about those matters and/or seek independent advice. You assume all risks associated with use of the data provided on this page.



Race Results



April 05, 2019, Race 8, MICO PLUMBING HORNBY HANDICAP TROT, Distance 2600m, Addington - Survey 3200m

Result	TAB no.	Horse (Barrier)	2600 to	2400m to
8th	17	Missandei (1)	2400m	2200m
		Position in running (margin)	-	11(22.9)
		Sectional time (s)	20.78	15.07
		Cumulative time (s)	201.85	181.07
		Speed (m/s)	9.63	13.27
		Stride length (m)	5.44	5.81
		Stride duration (s)	0.434	0.438
		Stride efficiency (%)	46.26	52.77
		Stride count	36.76	34.42

Disclaimer.

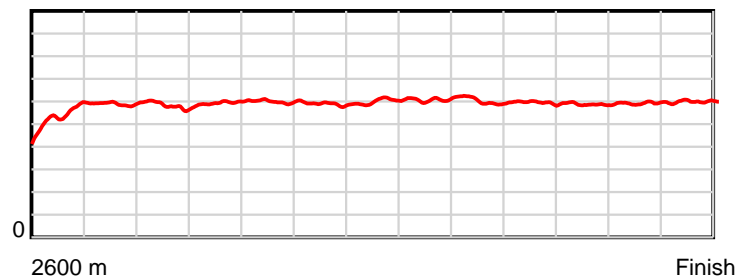
HRNZ and NZMTC and Thoroughbred Ratings Pty Ltd accepts no responsibility for the completeness or accuracy of any of the information contained herein, and makes no representations about its suitability for any particular purpose. Users should make their own judgements about those matters and/or seek independent advice. You assume all risks associated with use of the data provided on this page.

Race Results

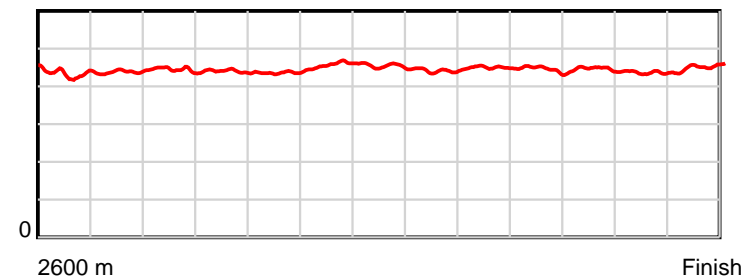
April 05, 2019, Race 8, MICO PLUMBING HORNBY HANDICAP TROT, Distance 2600m, Addington - Survey 3200m

Result	TAB no.	Horse (Barrier)	2200m to	2000m to	1800m to	1600m to	1400m to	1200m to	1000m to	800m to	600m to	400m to	200m to	Total or	Margin
8th	17	Missandei (1)	2000m	1800m	1600m	1400m	1200m	1000m	800m	600m	400m	200m	WP	Average	
		Position in running (margin)	11(25.6)	10(25.6)	10(21.6)	9(14.4)	9(12.6)	9(9.1)	9(7.7)	7(5.3)	5(4.2)	6(5.5)	7(7.4)		8.50
		Sectional time (s)	15.31	14.76	14.62	15.83	15.03	14.84	15.23	14.90	15.37	15.07	15.04		
		Cumulative time (s)	166.00	150.69	135.93	121.31	105.48	90.45	75.61	60.38	45.48	30.11	15.04	3:21.85	
		Speed (m/s)	13.06	13.55	13.68	12.63	13.31	13.48	13.13	13.42	13.01	13.27	13.30	12.88	
		Stride length (m)	5.81	5.96	5.97	5.77	6.04	5.96	5.91	5.97	5.80	5.79	6.02	5.86	
		Stride duration (s)	0.445	0.440	0.437	0.457	0.454	0.442	0.450	0.445	0.446	0.436	0.452	0.455	
		Stride efficiency (%)	52.68	55.42	55.72	52.05	57.06	55.43	54.51	55.73	52.65	52.45	56.58	53.68	
		Stride count	34.45	33.58	33.49	34.65	33.10	33.58	33.86	33.49	34.46	34.52	33.24	443.60	

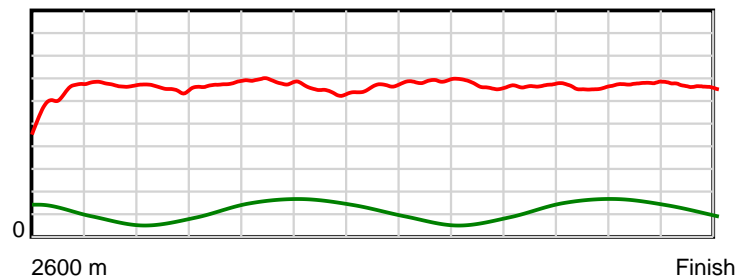
10 m Stride length



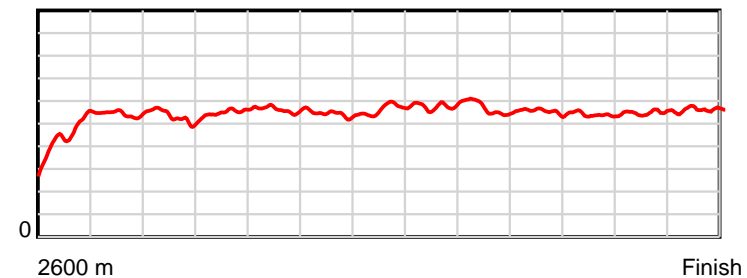
0.6 s Stride duration



20 m/sec Speed



100 % Stride efficiency



Note: Horizontal distance axis grid lines are 200m furlongs.

Disclaimer.

HRNZ and NZMTC and Thoroughbred Ratings Pty Ltd accepts no responsibility for the completeness or accuracy of any of the information contained herein, and makes no representations about its suitability for any particular purpose. Users should make their own judgements about those matters and/or seek independent advice. You assume all risks associated with use of the data provided on this page.



Race Results



April 05, 2019, Race 8, MICO PLUMBING HORNBY HANDICAP TROT, Distance 2600m, Addington - Survey 3200m

Result	TAB no.	Horse (Barrier)	2600 to	2400m to
9th	10	Sioux Princess (2)	2400m	2200m
		Position in running (margin)	-	0(0.0)
		Sectional time (s)	24.72	15.54
		Cumulative time (s)	204.45	179.73
		Speed (m/s)	8.09	12.87
		Stride length (m)	3.85	5.67
		Stride duration (s)	0.460	0.440
		Stride efficiency (%)	23.16	50.18
		Stride count	51.95	35.29

Disclaimer.

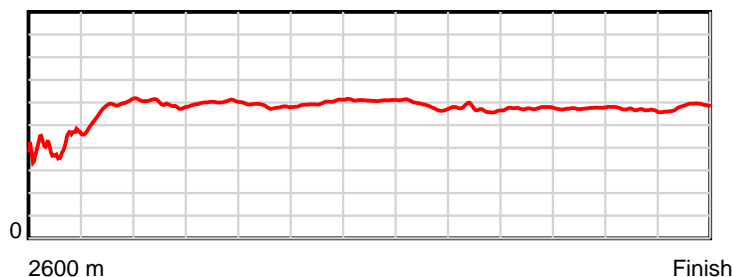
HRNZ and NZMTC and Thoroughbred Ratings Pty Ltd accepts no responsibility for the completeness or accuracy of any of the information contained herein, and makes no representations about its suitability for any particular purpose. Users should make their own judgements about those matters and/or seek independent advice. You assume all risks associated with use of the data provided on this page.

Race Results

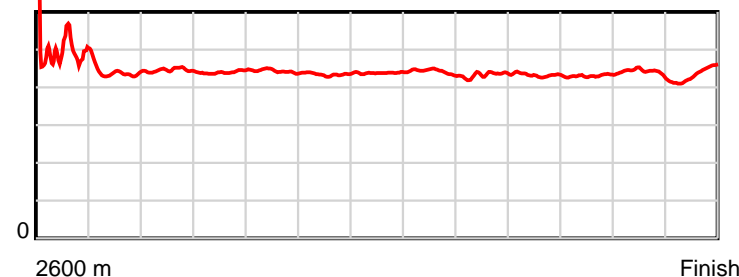
April 05, 2019, Race 8, MICO PLUMBING HORNBY HANDICAP TROT, Distance 2600m, Addington - Survey 3200m

Result	TAB no.	Horse (Barrier)	2200m to	2000m to	1800m to	1600m to	1400m to	1200m to	1000m to	800m to	600m to	400m to	200m to	Total or	Margin
9th	10	Sioux Princess (2)	2000m	1800m	1600m	1400m	1200m	1000m	800m	600m	400m	200m	WP	Average	
		Position in running (margin)	0(0.0)	0(0.0)	0(0.0)	0(0.0)	0(0.0)	0(0.0)	0(0.0)	0(0.0)	0(0.0)	0(0.0)	0(0.0)		24.40
		Sectional time (s)	14.84	14.63	15.10	14.61	14.35	15.08	15.00	15.07	14.96	15.67	14.88		
		Cumulative time (s)	164.18	149.34	134.71	119.62	105.01	90.65	75.57	60.58	45.51	30.55	14.88	3:24.62	
		Speed (m/s)	13.48	13.67	13.25	13.69	13.94	13.26	13.33	13.27	13.37	12.76	13.44	12.71	
		Stride length (m)	6.00	6.02	5.87	5.95	6.11	5.86	5.77	5.74	5.75	5.63	5.85	5.62	
		Stride duration (s)	0.445	0.440	0.443	0.435	0.438	0.442	0.433	0.433	0.430	0.441	0.435	0.443	
		Stride efficiency (%)	56.20	56.66	53.86	55.34	58.25	53.69	52.11	51.54	51.72	49.46	53.52	49.42	
		Stride count	33.35	33.21	34.07	33.61	32.76	34.12	34.63	34.83	34.77	35.55	34.17	462.31	

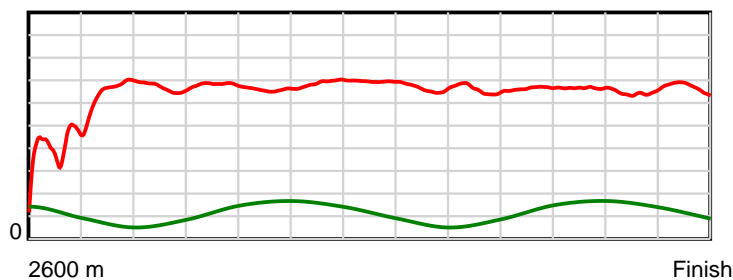
10 m Stride length



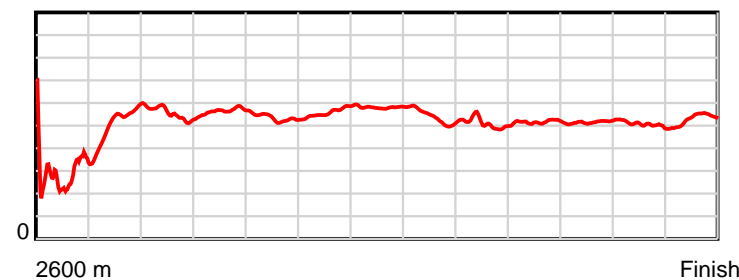
0.6 s Stride duration



20 m/sec Speed



100 % Stride efficiency



Note: Horizontal distance axis grid lines are 200m furlongs.

Disclaimer.

HRNZ and NZMTC and Thoroughbred Ratings Pty Ltd accepts no responsibility for the completeness or accuracy of any of the information contained herein, and makes no representations about its suitability for any particular purpose. Users should make their own judgements about those matters and/or seek independent advice. You assume all risks associated with use of the data provided on this page.



Race Results



April 05, 2019, Race 8, MICO PLUMBING HORNBY HANDICAP TROT, Distance 2600m, Addington - Survey 3200m

Result	TAB no.	Horse (Barrier)	2600 to	2400m to
10th	15	Majestic Hurri... (11)	2400m	2200m
		Position in running (margin)	-	15(47.6)
		Sectional time (s)	24.73	14.92
		Cumulative time (s)	205.18	180.45
		Speed (m/s)	8.09	13.40
		Stride length (m)	4.17	5.66
		Stride duration (s)	0.435	0.422
		Stride efficiency (%)	27.17	50.10
		Stride count	47.96	35.32

Disclaimer.

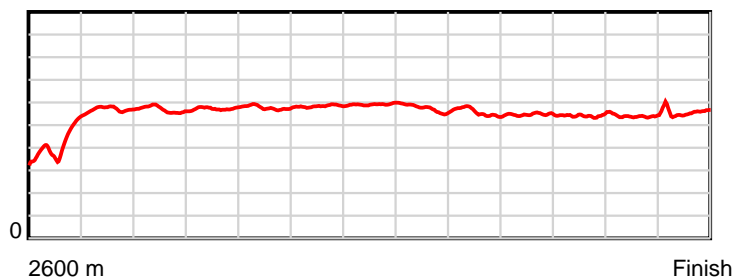
HRNZ and NZMTC and Thoroughbred Ratings Pty Ltd accepts no responsibility for the completeness or accuracy of any of the information contained herein, and makes no representations about its suitability for any particular purpose. Users should make their own judgements about those matters and/or seek independent advice. You assume all risks associated with use of the data provided on this page.

Race Results

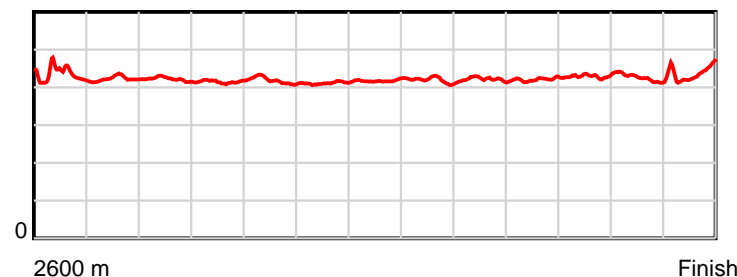
April 05, 2019, Race 8, MICO PLUMBING HORNBY HANDICAP TROT, Distance 2600m, Addington - Survey 3200m

Result	TAB no.	Horse (Barrier)	2200m to	2000m to	1800m to	1600m to	1400m to	1200m to	1000m to	800m to	600m to	400m to	200m to	Total or	Margin
10th	15	Majestic Hurri... (11)	2000m	1800m	1600m	1400m	1200m	1000m	800m	600m	400m	200m	WP	Average	
		Position in running (margin)	12(49.3)	12(46.4)	11(41.0)	11(33.6)	10(22.2)	10(13.3)	10(11.8)	10(8.6)	10(10.7)	10(15.4)	9(23.1)		27.60
		Sectional time (s)	14.80	14.54	14.60	14.23	14.14	14.80	15.11	15.43	15.94	16.02	15.92		
		Cumulative time (s)	165.53	150.73	136.19	121.59	107.36	93.22	78.42	63.31	47.88	31.94	15.92	3:25.18	
		Speed (m/s)	13.51	13.76	13.70	14.05	14.14	13.51	13.24	12.96	12.55	12.48	12.56	12.67	
		Stride length (m)	5.70	5.70	5.73	5.78	5.91	5.66	5.57	5.45	5.38	5.31	5.52	5.46	
		Stride duration (s)	0.422	0.414	0.418	0.411	0.418	0.419	0.421	0.421	0.429	0.425	0.439	0.431	
		Stride efficiency (%)	50.71	50.77	51.34	52.18	54.54	50.02	48.57	46.49	45.25	44.00	47.54	46.65	
		Stride count	35.11	35.09	34.89	34.61	33.85	35.35	35.88	36.67	37.17	37.69	36.26	475.85	

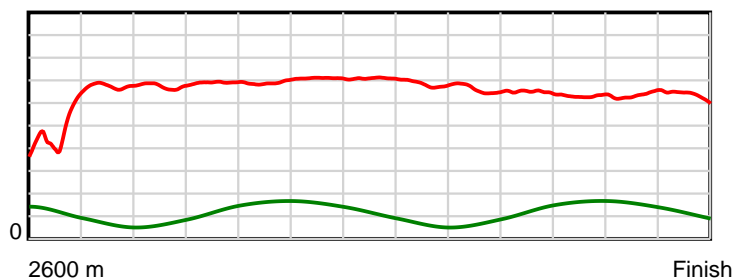
10 m Stride length



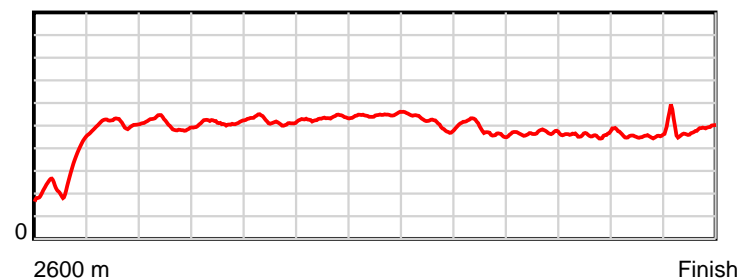
0.6 s Stride duration



20 m/sec Speed



100 % Stride efficiency



Note: Horizontal distance axis grid lines are 200m furlongs.

Disclaimer.

HRNZ and NZMTC and Thoroughbred Ratings Pty Ltd accepts no responsibility for the completeness or accuracy of any of the information contained herein, and makes no representations about its suitability for any particular purpose. Users should make their own judgements about those matters and/or seek independent advice. You assume all risks associated with use of the data provided on this page.



Race Results



April 05, 2019, Race 8, MICO PLUMBING HORNBY HANDICAP TROT, Distance 2600m, Addington - Survey 3200m

Result	TAB no.	Horse (Barrier)	2600 to	2400m to
11th	5	Justamollyarch... (14)	2400m	2200m
		Position in running (margin)	-	2(1.7)
		Sectional time (s)	17.37	14.59
		Cumulative time (s)	206.31	188.94
		Speed (m/s)	11.52	13.71
		Stride length (m)	5.35	6.02
		Stride duration (s)	0.435	0.440
		Stride efficiency (%)	44.75	56.71
		Stride count	37.38	33.20

Disclaimer.

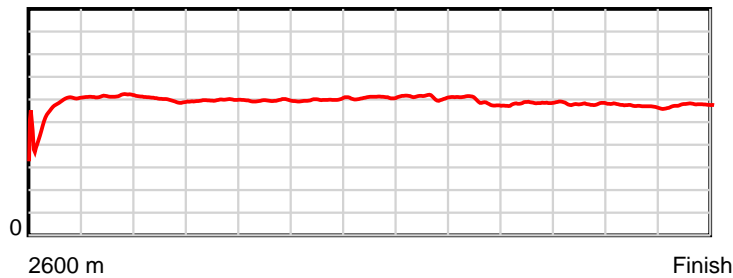
HRNZ and NZMTC and Thoroughbred Ratings Pty Ltd accepts no responsibility for the completeness or accuracy of any of the information contained herein, and makes no representations about its suitability for any particular purpose. Users should make their own judgements about those matters and/or seek independent advice. You assume all risks associated with use of the data provided on this page.

Race Results

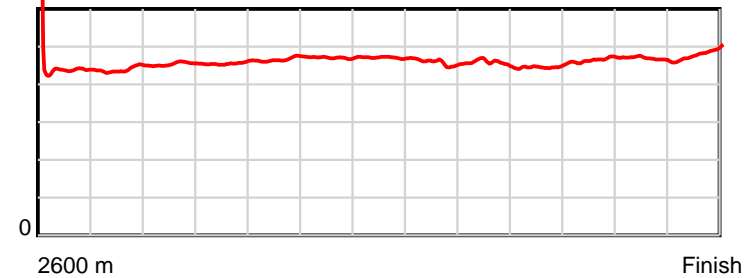
April 05, 2019, Race 8, MICO PLUMBING HORNBY HANDICAP TROT, Distance 2600m, Addington - Survey 3200m

Result	TAB no.	Horse (Barrier)	2200m to	2000m to	1800m to	1600m to	1400m to	1200m to	1000m to	800m to	600m to	400m to	200m to	Total or	Margin
11th	5	Justamollyarch... (14)	2000m	1800m	1600m	1400m	1200m	1000m	800m	600m	400m	200m	WP	Average	
		Position in running (margin)	2(1.5)	2(1.7)	2(1.2)	2(2.2)	3(2.0)	2(1.7)	3(3.0)	5(3.5)	7(5.1)	9(12.5)	10(23.7)		34.00
		Sectional time (s)	15.33	15.36	15.99	16.10	15.55	15.28	15.72	15.35	16.38	16.62	16.67		
		Cumulative time (s)	174.35	159.02	143.66	127.67	111.57	96.02	80.74	65.02	49.67	33.29	16.67	3:26.31	
		Speed (m/s)	13.05	13.02	12.51	12.42	12.86	13.09	12.72	13.03	12.21	12.03	12.00	12.60	
		Stride length (m)	5.92	5.93	5.83	5.85	6.05	5.99	5.82	5.82	5.68	5.63	5.80	5.82	
		Stride duration (s)	0.453	0.455	0.466	0.471	0.471	0.457	0.457	0.447	0.465	0.468	0.483	0.462	
		Stride efficiency (%)	54.71	54.99	53.12	53.44	57.27	55.99	52.87	52.93	50.43	49.51	52.55	52.87	
		Stride count	33.80	33.71	34.30	34.20	33.04	33.41	34.38	34.36	35.21	35.53	34.49	447.01	

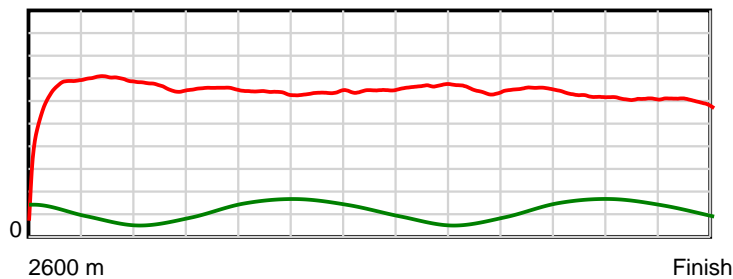
10 m Stride length



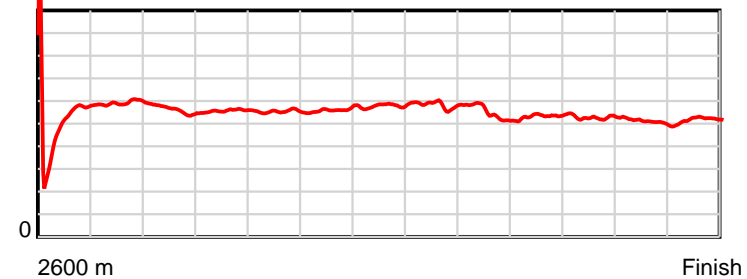
0.5 s Stride duration



20 m/sec Speed



100 % Stride efficiency



Note: Horizontal distance axis grid lines are 200m furlongs.

Disclaimer.

HRNZ and NZMTC and Thoroughbred Ratings Pty Ltd accepts no responsibility for the completeness or accuracy of any of the information contained herein, and makes no representations about its suitability for any particular purpose. Users should make their own judgements about those matters and/or seek independent advice. You assume all risks associated with use of the data provided on this page.



Race Results



April 05, 2019, Race 8, MICO PLUMBING HORNBY HANDICAP TROT, Distance 2600m, Addington - Survey 3200m

Result	TAB no.	Horse (Barrier)	2600 to	2400m to
12th	16	Belles Son (9)	2400m	2200m
		Position in running (margin)	-	9(19.9)
		Sectional time (s)	20.10	15.29
		Cumulative time (s)	207.37	187.27
		Speed (m/s)	9.95	13.08
		Stride length (m)	5.38	5.57
		Stride duration (s)	0.415	0.426
		Stride efficiency (%)	45.22	48.47
		Stride count	37.18	35.91

Disclaimer.

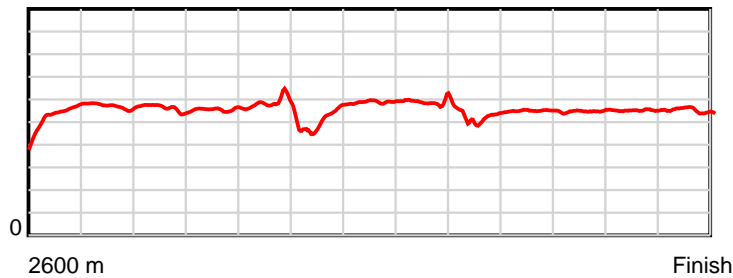
HRNZ and NZMTC and Thoroughbred Ratings Pty Ltd accepts no responsibility for the completeness or accuracy of any of the information contained herein, and makes no representations about its suitability for any particular purpose. Users should make their own judgements about those matters and/or seek independent advice. You assume all risks associated with use of the data provided on this page.

Race Results

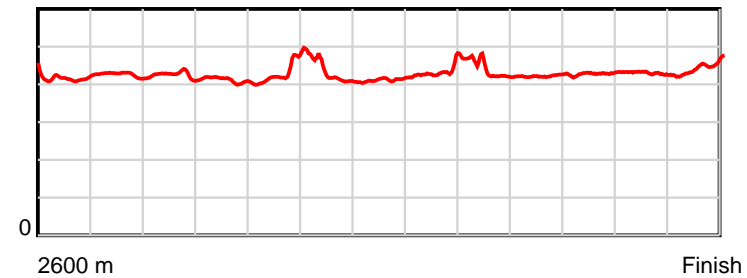
April 05, 2019, Race 8, MICO PLUMBING HORNBY HANDICAP TROT, Distance 2600m, Addington - Survey 3200m

Result	TAB no.	Horse (Barrier)	2200m to	2000m to	1800m to	1600m to	1400m to	1200m to	1000m to	800m to	600m to	400m to	200m to	Total or	Margin
12th	16	Belles Son (9)	2000m	1800m	1600m	1400m	1200m	1000m	800m	600m	400m	200m	WP	Average	
		Position in running (margin)	9(23.9)	8(23.4)	9(19.5)	10(15.9)	11(25.8)	11(16.0)	11(16.8)	12(25.3)	12(26.8)	12(29.4)	12(34.2)		40.10
		Sectional time (s)	15.22	14.77	15.24	17.79	13.97	15.19	17.06	15.34	15.57	15.54	16.29		
		Cumulative time (s)	171.98	156.76	141.99	126.75	108.96	94.99	79.80	62.74	47.40	31.83	16.29	3:27.37	
		Speed (m/s)	13.14	13.54	13.12	11.24	14.32	13.17	11.72	13.04	12.85	12.87	12.28	12.54	
		Stride length (m)	5.58	5.58	5.65	4.82	5.90	5.76	5.12	5.51	5.49	5.52	5.49	5.48	
		Stride duration (s)	0.425	0.412	0.431	0.429	0.412	0.437	0.437	0.422	0.427	0.429	0.447	0.437	
		Stride efficiency (%)	48.69	48.61	49.94	36.34	54.32	51.83	41.03	47.37	47.06	47.57	47.16	46.87	
		Stride count	35.83	35.86	35.38	41.47	33.92	34.73	39.03	36.32	36.45	36.25	36.41	474.74	

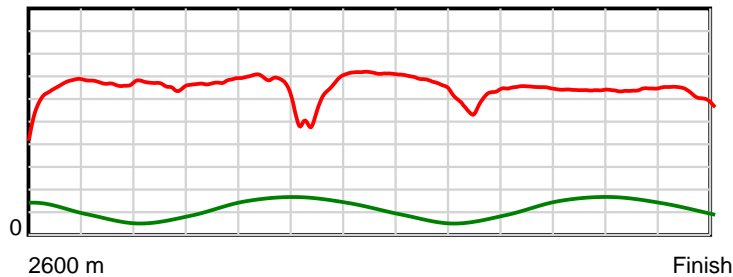
10 m Stride length



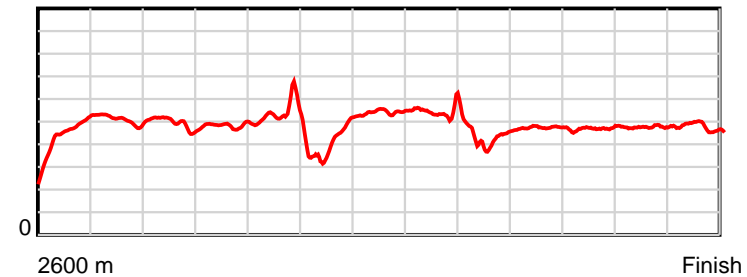
0.6 s Stride duration



20 m/sec Speed



100 % Stride efficiency



Note: Horizontal distance axis grid lines are 200m furlongs.

Disclaimer.

HRNZ and NZMTC and Thoroughbred Ratings Pty Ltd accepts no responsibility for the completeness or accuracy of any of the information contained herein, and makes no representations about its suitability for any particular purpose. Users should make their own judgements about those matters and/or seek independent advice. You assume all risks associated with use of the data provided on this page.



Race Results



April 05, 2019, Race 8, MICO PLUMBING HORNBY HANDICAP TROT, Distance 2600m, Addington - Survey 3200m

Result	TAB no.	Horse (Barrier)	2600 to	2400m to
13th	4	Maria Tsarina (13)	2400m	2200m
		Position in running (margin)	-	13(45.2)
		Sectional time (s)	24.24	17.15
		Cumulative time (s)	209.10	184.86
		Speed (m/s)	8.25	11.66
		Stride length (m)	4.07	5.76
		Stride duration (s)	0.487	0.494
		Stride efficiency (%)	25.84	51.93
		Stride count	49.19	34.69

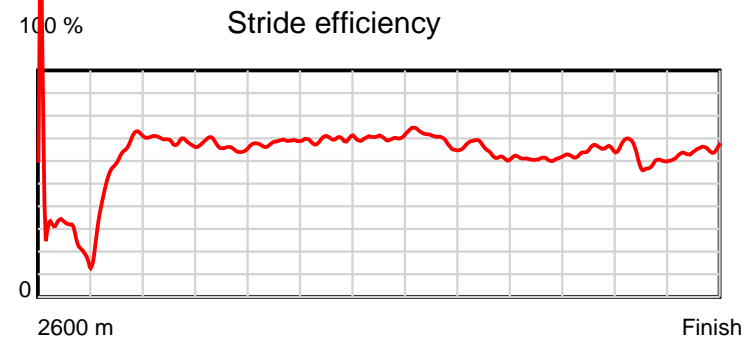
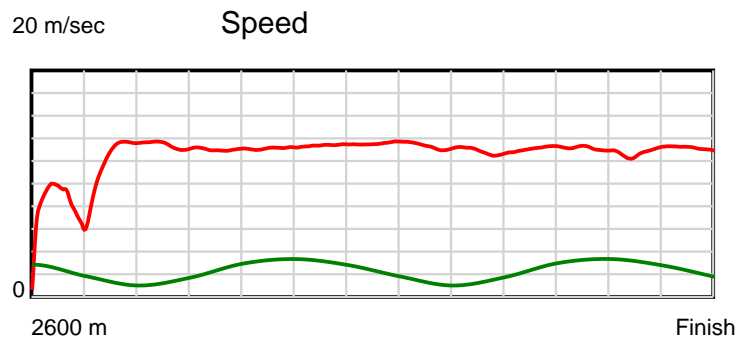
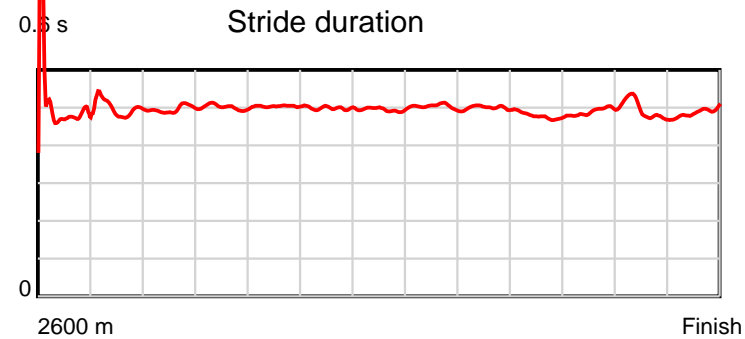
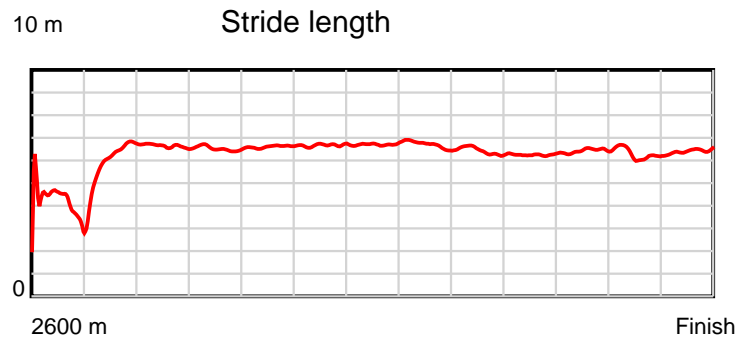
Disclaimer.

HRNZ and NZMTC and Thoroughbred Ratings Pty Ltd accepts no responsibility for the completeness or accuracy of any of the information contained herein, and makes no representations about its suitability for any particular purpose. Users should make their own judgements about those matters and/or seek independent advice. You assume all risks associated with use of the data provided on this page.

Race Results

April 05, 2019, Race 8, MICO PLUMBING HORNBY HANDICAP TROT, Distance 2600m, Addington - Survey 3200m

Result	TAB no.	Horse (Barrier)	2200m to	2000m to	1800m to	1600m to	1400m to	1200m to	1000m to	800m to	600m to	400m to	200m to	Total or	Margin
13th	4	Maria Tsarina (13)	2000m	1800m	1600m	1400m	1200m	1000m	800m	600m	400m	200m	WP	Average	
		Position in running (margin)	16(60.3)	15(57.5)	14(57.2)	14(53.8)	14(47.3)	14(42.5)	14(42.2)	14(41.4)	14(42.6)	14(43.2)	13(50.1)		49.90
		Sectional time (s)	14.85	15.37	15.28	15.03	14.81	15.02	15.51	15.28	15.24	15.91	15.41		
		Cumulative time (s)	167.71	152.86	137.49	122.21	107.18	92.37	77.35	61.84	46.56	31.32	15.41	3:29.10	
		Speed (m/s)	13.47	13.01	13.09	13.31	13.50	13.32	12.89	13.09	13.12	12.57	12.98	12.43	
		Stride length (m)	6.68	6.52	6.60	6.63	6.69	6.69	6.45	6.25	6.43	6.20	6.36	6.15	
		Stride duration (s)	0.496	0.501	0.504	0.498	0.495	0.503	0.500	0.478	0.490	0.493	0.490	0.495	
		Stride efficiency (%)	69.77	66.48	68.03	68.61	69.88	70.02	65.01	61.07	64.55	60.00	63.21	59.15	
		Stride count	29.93	30.66	30.31	30.18	29.91	29.88	31.01	31.99	31.12	32.28	31.45	422.60	



Note: Horizontal distance axis grid lines are 200m furlongs.

Disclaimer.

HRNZ and NZMTC and Thoroughbred Ratings Pty Ltd accepts no responsibility for the completeness or accuracy of any of the information contained herein, and makes no representations about its suitability for any particular purpose. Users should make their own judgements about those matters and/or seek independent advice. You assume all risks associated with use of the data provided on this page.



Race Results



April 05, 2019, Race 8, MICO PLUMBING HORNBY HANDICAP TROT, Distance 2600m, Addington - Survey 3200m

Result	TAB no.	Horse (Barrier)	2600 to	2400m to
14th	8	Michelle (5)	2400m	2200m
		Position in running (margin)	-	16(49.2)
		Sectional time (s)	25.10	15.97
		Cumulative time (s)	209.99	184.89
		Speed (m/s)	7.97	12.52
		Stride length (m)	4.25	5.88
		Stride duration (s)	0.496	0.470
		Stride efficiency (%)	28.26	54.06
		Stride count	47.03	34.00

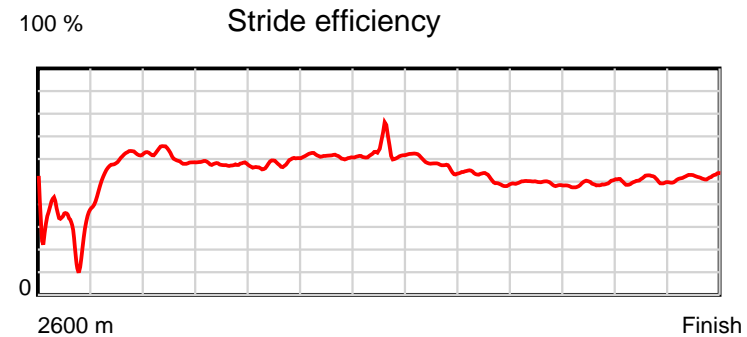
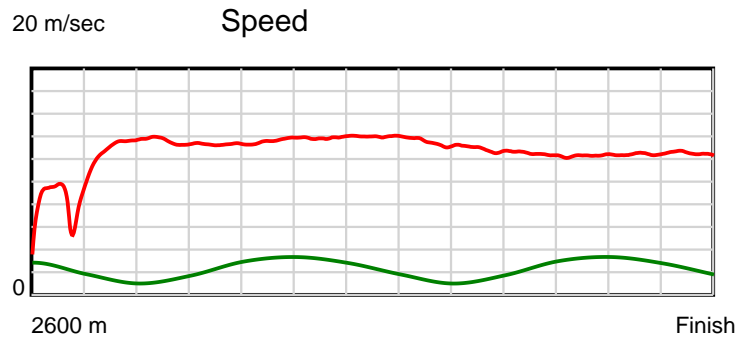
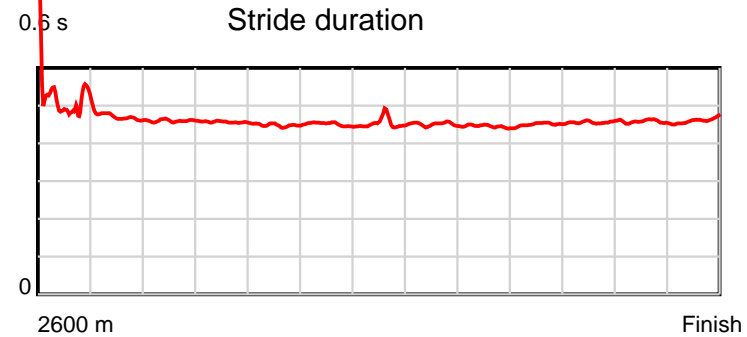
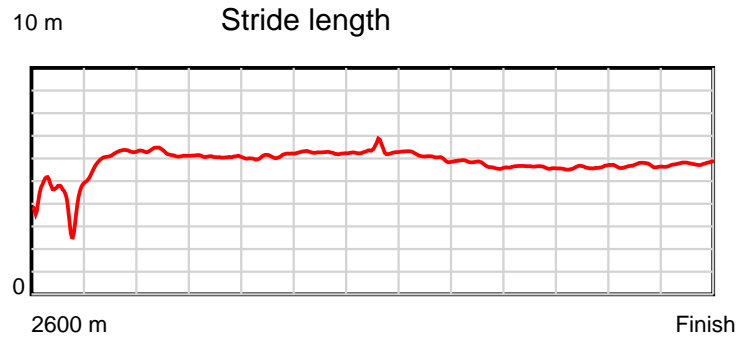
Disclaimer.

HRNZ and NZMTC and Thoroughbred Ratings Pty Ltd accepts no responsibility for the completeness or accuracy of any of the information contained herein, and makes no representations about its suitability for any particular purpose. Users should make their own judgements about those matters and/or seek independent advice. You assume all risks associated with use of the data provided on this page.

Race Results

April 05, 2019, Race 8, MICO PLUMBING HORNBY HANDICAP TROT, Distance 2600m, Addington - Survey 3200m

Result	TAB no.	Horse (Barrier)	2200m to	2000m to	1800m to	1600m to	1400m to	1200m to	1000m to	800m to	600m to	400m to	200m to	Total or	Margin
14th	8	Michelle (5)	2000m	1800m	1600m	1400m	1200m	1000m	800m	600m	400m	200m	WP	Average	
		Position in running (margin)	15(57.2)	14(54.1)	13(52.2)	13(46.3)	13(37.4)	13(29.9)	13(29.4)	13(27.9)	13(34.2)	13(41.1)	14(50.3)		55.00
		Sectional time (s)	14.78	15.12	14.85	14.64	14.36	14.98	15.40	16.12	16.31	16.28	16.08		
		Cumulative time (s)	168.92	154.14	139.02	124.17	109.53	95.17	80.19	64.79	48.67	32.36	16.08	3:29.99	
		Speed (m/s)	13.53	13.23	13.47	13.66	13.93	13.35	12.99	12.41	12.26	12.29	12.44	12.38	
		Stride length (m)	6.22	6.04	6.03	6.16	6.29	6.01	5.78	5.59	5.60	5.61	5.75	5.73	
		Stride duration (s)	0.460	0.456	0.448	0.451	0.452	0.450	0.445	0.451	0.456	0.457	0.463	0.463	
		Stride efficiency (%)	60.39	56.94	56.85	59.24	61.92	56.50	52.20	48.85	48.97	49.24	51.72	51.37	
		Stride count	32.17	33.13	33.16	32.48	31.77	33.26	34.60	35.77	35.73	35.63	34.76	453.49	



Note: Horizontal distance axis grid lines are 200m furlongs.

Disclaimer.

HRNZ and NZMTC and Thoroughbred Ratings Pty Ltd accepts no responsibility for the completeness or accuracy of any of the information contained herein, and makes no representations about its suitability for any particular purpose. Users should make their own judgements about those matters and/or seek independent advice. You assume all risks associated with use of the data provided on this page.



Race Results



April 05, 2019, Race 8, MICO PLUMBING HORNBY HANDICAP TROT, Distance 2600m, Addington - Survey 3200m

Result	TAB no.	Horse (Barrier)	2600 to	2400m to
15th	9	One Over Da Sk... (3)	2400m	2200m
		Position in running (margin)	-	8(12.3)
		Sectional time (s)	18.80	15.51
		Cumulative time (s)	216.12	197.32
		Speed (m/s)	10.64	12.89
		Stride length (m)	5.36	5.84
		Stride duration (s)	0.457	0.453
		Stride efficiency (%)	44.93	53.21
		Stride count	37.30	34.27

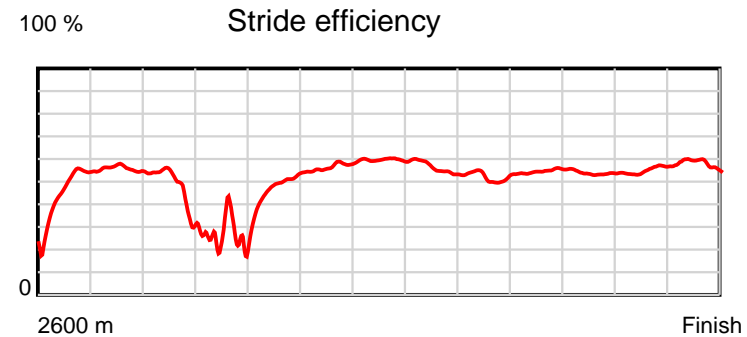
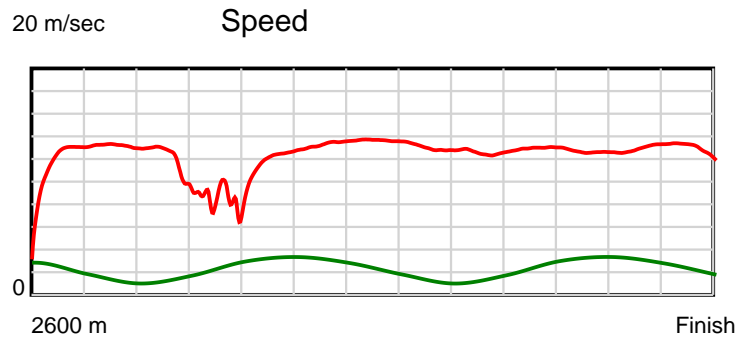
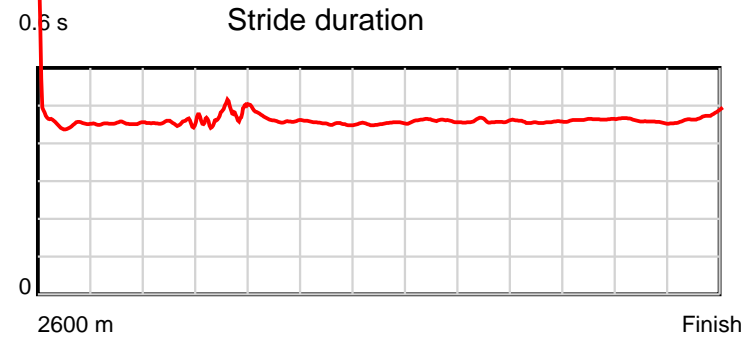
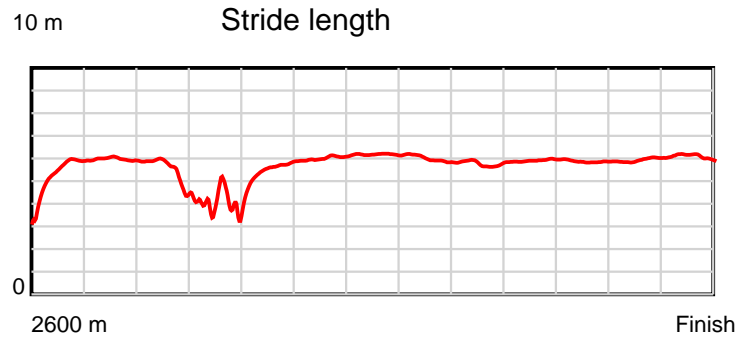
Disclaimer.

HRNZ and NZMTC and Thoroughbred Ratings Pty Ltd accepts no responsibility for the completeness or accuracy of any of the information contained herein, and makes no representations about its suitability for any particular purpose. Users should make their own judgements about those matters and/or seek independent advice. You assume all risks associated with use of the data provided on this page.

Race Results

April 05, 2019, Race 8, MICO PLUMBING HORNBY HANDICAP TROT, Distance 2600m, Addington - Survey 3200m

Result	TAB no.	Horse (Barrier)	2200m to	2000m to	1800m to	1600m to	1400m to	1200m to	1000m to	800m to	600m to	400m to	200m to	Total or	Margin
15th	9	One Over Da Sk... (3)	2000m	1800m	1600m	1400m	1200m	1000m	800m	600m	400m	200m	WP	Average	
		Position in running (margin)	8(17.6)	11(27.5)	15(76.6)	15(84.7)	15(79.6)	15(73.8)	15(76.9)	15(78.3)	15(80.6)	15(85.2)	15(90.0)		90.10
		Sectional time (s)	16.95	23.61	17.18	15.28	14.65	15.58	15.87	15.46	15.91	15.55	15.77		
		Cumulative time (s)	181.81	164.86	141.25	124.07	108.79	94.14	78.56	62.69	47.23	31.32	15.77	3:36.12	
		Speed (m/s)	11.80	8.47	11.64	13.09	13.65	12.84	12.60	12.94	12.57	12.86	12.68	12.03	
		Stride length (m)	5.37	4.00	5.41	5.92	6.18	5.91	5.79	5.90	5.83	5.90	5.99	5.58	
		Stride duration (s)	0.455	0.472	0.465	0.453	0.453	0.460	0.459	0.456	0.464	0.458	0.473	0.464	
		Stride efficiency (%)	45.12	24.94	45.71	54.82	59.71	54.60	52.35	54.44	53.07	54.31	56.10	48.68	
		Stride count	37.22	50.06	36.98	33.77	32.35	33.84	34.55	33.88	34.32	33.92	33.38	465.84	



Note: Horizontal distance axis grid lines are 200m furlongs.

Disclaimer.

HRNZ and NZMTC and Thoroughbred Ratings Pty Ltd accepts no responsibility for the completeness or accuracy of any of the information contained herein, and makes no representations about its suitability for any particular purpose. Users should make their own judgements about those matters and/or seek independent advice. You assume all risks associated with use of the data provided on this page.



Race Results



April 05, 2019, Race 8, MICO PLUMBING HORNBY HANDICAP TROT, Distance 2600m, Addington - Survey 3200m

Result	TAB no.	Horse (Barrier)	2600 to	2400m to
16th	13	Wee Man Troubl... (4)	2400m	2200m
		Position in running (margin)	-	12(35.7)
		Sectional time (s)	22.80	18.08
		Cumulative time (s)	222.91	200.11
		Speed (m/s)	8.77	11.06
		Stride length (m)	4.80	5.32
		Stride duration (s)	0.486	0.481
		Stride efficiency (%)	36.03	44.26
		Stride count	41.65	37.58

Disclaimer.

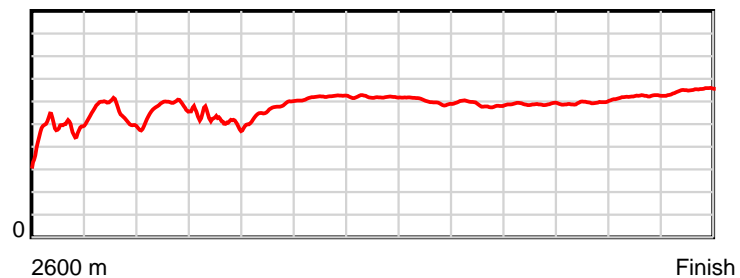
HRNZ and NZMTC and Thoroughbred Ratings Pty Ltd accepts no responsibility for the completeness or accuracy of any of the information contained herein, and makes no representations about its suitability for any particular purpose. Users should make their own judgements about those matters and/or seek independent advice. You assume all risks associated with use of the data provided on this page.

Race Results

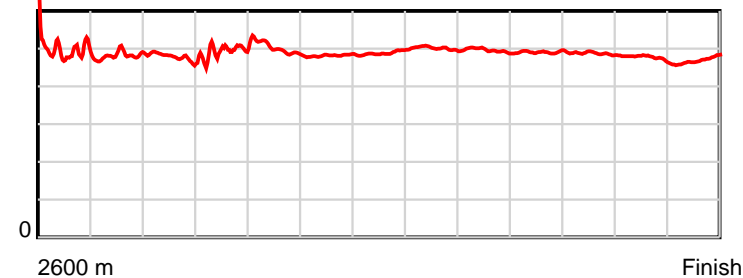
April 05, 2019, Race 8, MICO PLUMBING HORNBY HANDICAP TROT, Distance 2600m, Addington - Survey 3200m

Result	TAB no.	Horse (Barrier)	2200m to	2000m to	1800m to	1600m to	1400m to	1200m to	1000m to	800m to	600m to	400m to	200m to	Total or	Margin
16th	13	Wee Man Troubl... (4)	2000m	1800m	1600m	1400m	1200m	1000m	800m	600m	400m	200m	WP	Average	
		Position in running (margin)	14(56.4)	16(66.5)	16(90.3)	16(102.0)	16(100.0)	16(100.9)	16(111.1)	16(117.4)	16(126.4)	16(133.6)	16(137.4)		128.90
		Sectional time (s)	16.98	19.41	17.78	15.79	15.77	16.75	16.70	16.58	16.33	15.40	14.54		
		Cumulative time (s)	182.03	165.05	145.64	127.86	112.07	96.30	79.55	62.85	46.27	29.94	14.54	3:42.91	
		Speed (m/s)	11.78	10.30	11.25	12.67	12.68	11.94	11.98	12.06	12.25	12.99	13.76	11.66	
		Stride length (m)	5.56	4.96	5.63	6.10	6.21	5.97	5.93	5.92	5.96	6.17	6.48	5.73	
		Stride duration (s)	0.472	0.481	0.500	0.482	0.490	0.500	0.495	0.491	0.487	0.475	0.471	0.491	
		Stride efficiency (%)	48.26	38.43	49.47	58.13	60.24	55.77	54.97	54.73	55.49	59.46	65.56	51.26	
		Stride count	35.99	40.33	35.55	32.79	32.21	33.48	33.72	33.80	33.56	32.42	30.88	453.96	

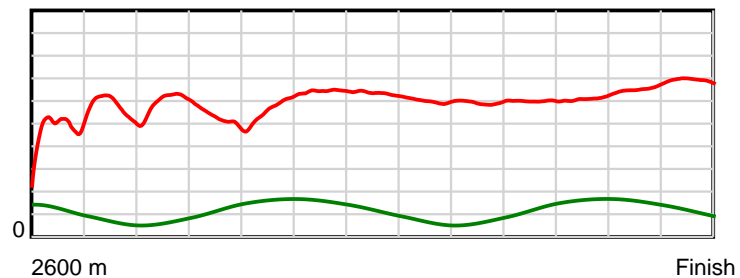
10 m Stride length



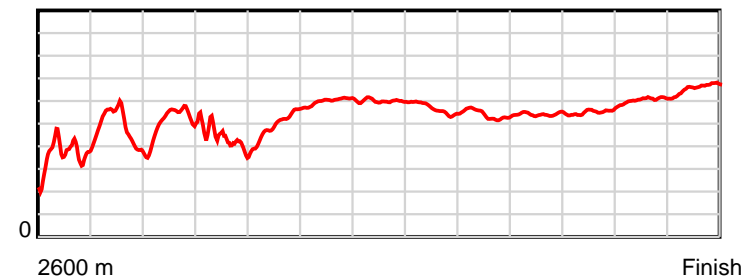
0.6 s Stride duration



20 m/sec Speed



100 % Stride efficiency



Note: Horizontal distance axis grid lines are 200m furlongs.

Disclaimer.

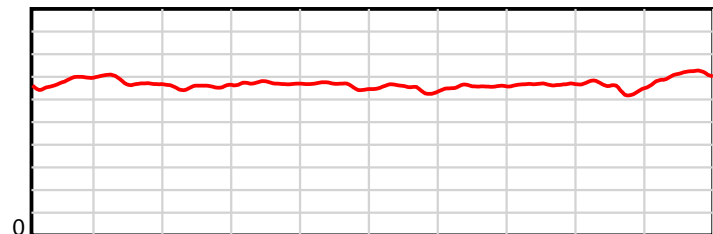
HRNZ and NZMTC and Thoroughbred Ratings Pty Ltd accepts no responsibility for the completeness or accuracy of any of the information contained herein, and makes no representations about its suitability for any particular purpose. Users should make their own judgements about those matters and/or seek independent advice. You assume all risks associated with use of the data provided on this page.

Race Results

April 05, 2019, Race 10, BLUE STAR TAXIS MOBILE PACE, Distance 1980m, Addington - Survey 1980m

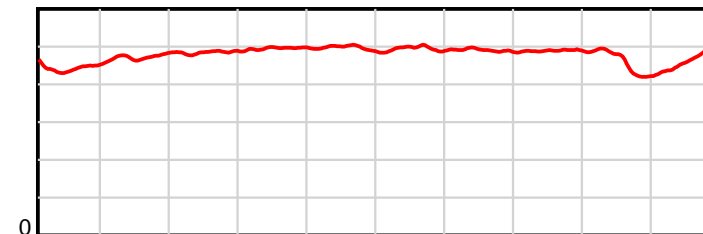
Result	TAB no.	Horse (Barrier)	1980 to	1800m to	1600m to	1400m to	1200m to	1000m to	800m to	600m to	400m to	200m to	Total or	Margin
1st	6	U May Collect (6)	1800m	1600m	1400m	1200m	1000m	800m	600m	400m	200m	WP	Average	
		Position in running (margin)	-	1(0.0)	2(0.0)	2(1.7)	2(2.1)	2(1.9)	2(2.2)	2(1.8)	2(1.9)	1(0.0)		0.00
		Sectional time (s)	11.76	14.00	14.81	14.81	15.06	15.23	14.89	14.71	14.12	13.39		
		Cumulative time (s)	142.78	131.02	117.02	102.21	87.40	72.34	57.11	42.22	27.51	13.39	2:22.78	
		Speed (m/s)	15.30	14.29	13.50	13.50	13.28	13.13	13.43	13.60	14.16	14.94	13.87	
		Stride length (m)	6.78	6.76	6.55	6.69	6.59	6.49	6.59	6.65	6.47	7.00	6.65	
		Stride duration (s)	0.443	0.473	0.485	0.496	0.497	0.494	0.490	0.489	0.457	0.469	0.480	
		Stride efficiency (%)	71.89	71.32	66.95	70.01	67.91	65.91	67.79	69.09	65.50	76.62	69.17	
		Stride count	26.54	29.61	30.56	29.88	30.34	30.79	30.36	30.08	30.89	28.56	297.61	

10 m Stride length



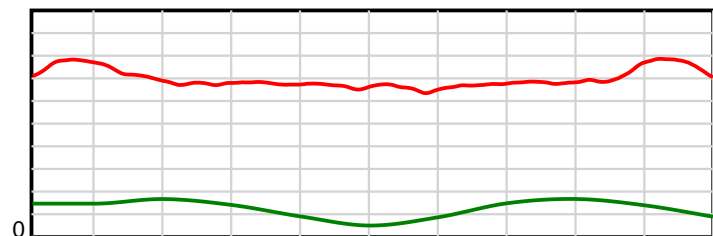
1980 m Finish

0.6 s Stride duration



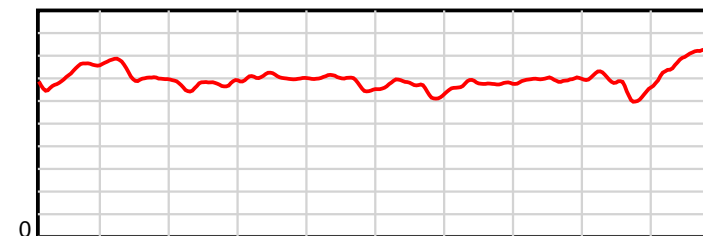
1980 m Finish

20 m/sec Speed



1980 m Finish

100 % Stride efficiency



1980 m Finish

Note: Horizontal distance axis grid lines are 200m furlongs.

Disclaimer.

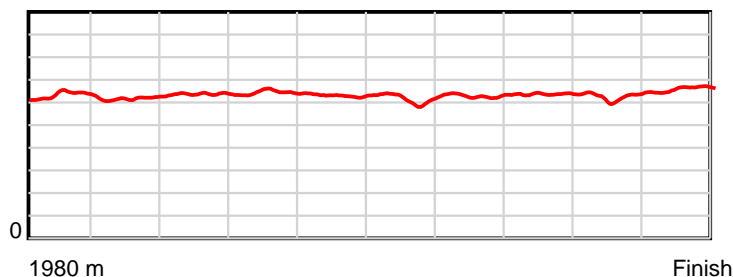
HRNZ and NZMTC and Thoroughbred Ratings Pty Ltd accepts no responsibility for the completeness or accuracy of any of the information contained herein, and makes no representations about its suitability for any particular purpose. Users should make their own judgements about those matters and/or seek independent advice. You assume all risks associated with use of the data provided on this page.

Race Results

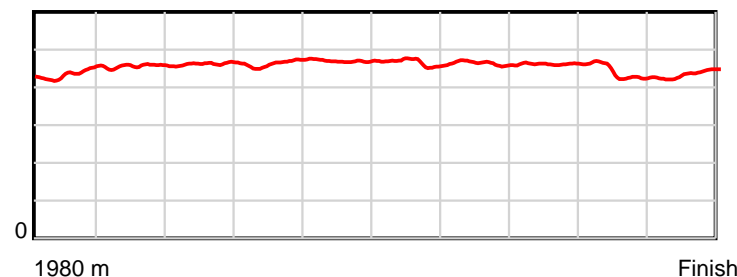
April 05, 2019, Race 10, BLUE STAR TAXIS MOBILE PACE, Distance 1980m, Addington - Survey 1980m

Result	TAB no.	Horse (Barrier)	1980 to	1800m to	1600m to	1400m to	1200m to	1000m to	800m to	600m to	400m to	200m to	Total or	Margin
2nd	7	Enchantee (7)	1800m	1600m	1400m	1200m	1000m	800m	600m	400m	200m	WP	Average	
		Position in running (margin)	-	6(4.4)	6(10.0)	6(10.3)	6(7.6)	6(7.8)	7(7.6)	7(6.0)	7(6.3)	4(5.7)		4.60
		Sectional time (s)	12.50	14.93	14.59	14.28	15.13	15.14	14.69	14.74	14.33	13.25		
		Cumulative time (s)	143.58	131.08	116.15	101.56	87.28	72.15	57.01	42.32	27.58	13.25	2:23.58	
		Speed (m/s)	14.40	13.40	13.71	14.01	13.22	13.21	13.61	13.57	13.96	15.09	13.79	
		Stride length (m)	6.34	6.11	6.33	6.49	6.21	6.14	6.31	6.27	6.11	6.60	6.29	
		Stride duration (s)	0.436	0.456	0.462	0.464	0.470	0.465	0.463	0.462	0.438	0.437	0.456	
		Stride efficiency (%)	62.79	58.32	62.71	65.89	60.21	58.97	62.12	61.42	58.29	68.06	61.75	
		Stride count	28.40	32.74	31.57	30.80	32.22	32.56	31.72	31.90	32.75	30.31	314.97	

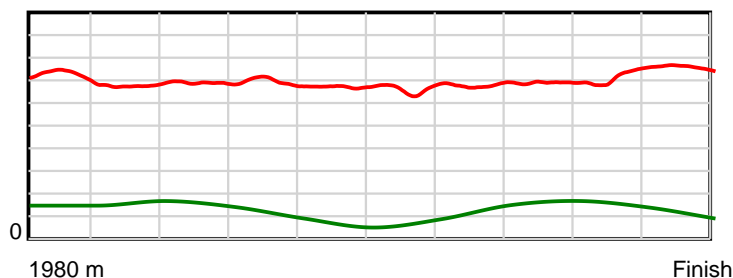
10 m Stride length



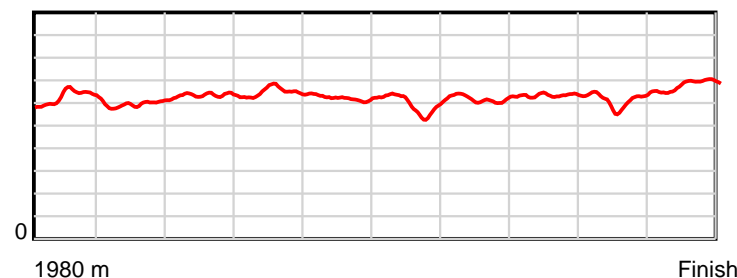
0.6 s Stride duration



20 m/sec Speed



100 % Stride efficiency



Note: Horizontal distance axis grid lines are 200m furlongs.

Disclaimer.

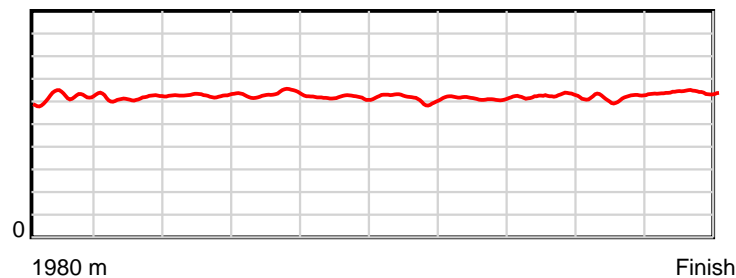
HRNZ and NZMTC and Thoroughbred Ratings Pty Ltd accepts no responsibility for the completeness or accuracy of any of the information contained herein, and makes no representations about its suitability for any particular purpose. Users should make their own judgements about those matters and/or seek independent advice. You assume all risks associated with use of the data provided on this page.

Race Results

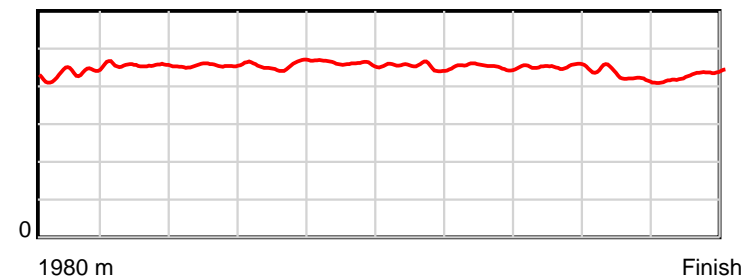
April 05, 2019, Race 10, BLUE STAR TAXIS MOBILE PACE, Distance 1980m, Addington - Survey 1980m

Result	TAB no.	Horse (Barrier)	1980 to	1800m to	1600m to	1400m to	1200m to	1000m to	800m to	600m to	400m to	200m to	Total or	Margin
3rd	10	Flying Mister ... (10)	1800m	1600m	1400m	1200m	1000m	800m	600m	400m	200m	WP	Average	
		Position in running (margin)	-	8(8.5)	8(14.0)	8(14.0)	8(11.8)	8(11.6)	8(9.6)	8(8.0)	8(8.2)	5(6.8)		7.30
		Sectional time (s)	13.29	14.91	14.54	14.35	15.08	14.84	14.67	14.74	14.19	13.44		
		Cumulative time (s)	144.05	130.76	115.85	101.31	86.96	71.88	57.04	42.37	27.63	13.44	2:24.05	
		Speed (m/s)	13.54	13.41	13.76	13.94	13.26	13.48	13.63	13.57	14.09	14.88	13.74	
		Stride length (m)	6.22	6.12	6.25	6.36	6.11	6.11	6.17	6.13	6.02	6.41	6.19	
		Stride duration (s)	0.435	0.456	0.455	0.456	0.461	0.453	0.453	0.452	0.427	0.431	0.450	
		Stride efficiency (%)	60.54	58.44	61.13	63.19	58.35	58.26	59.48	58.72	56.54	64.26	59.82	
		Stride count	28.92	32.71	31.98	31.45	32.73	32.75	32.42	32.63	33.25	31.19	320.03	

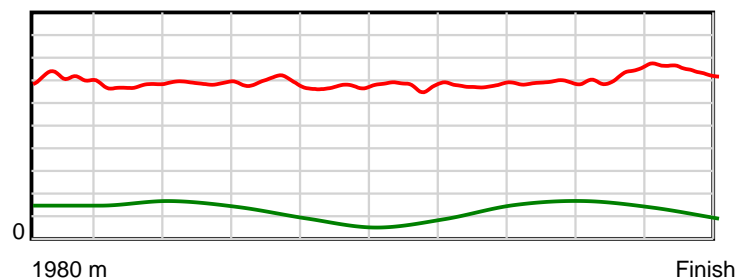
10 m Stride length



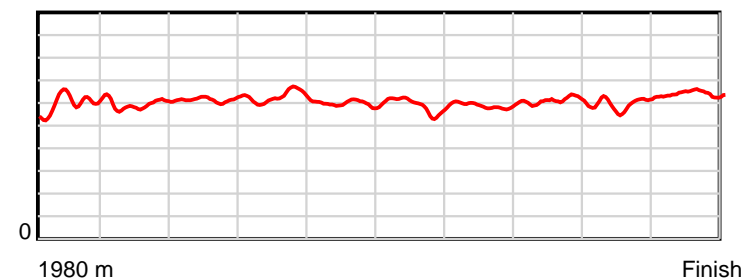
0.6 s Stride duration



20 m/sec Speed



100 % Stride efficiency



Note: Horizontal distance axis grid lines are 200m furlongs.

Disclaimer.

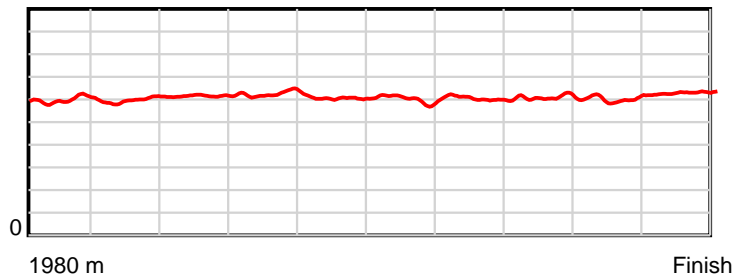
HRNZ and NZMTC and Thoroughbred Ratings Pty Ltd accepts no responsibility for the completeness or accuracy of any of the information contained herein, and makes no representations about its suitability for any particular purpose. Users should make their own judgements about those matters and/or seek independent advice. You assume all risks associated with use of the data provided on this page.

Race Results

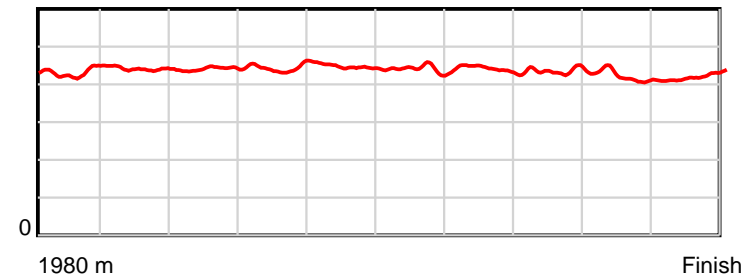
April 05, 2019, Race 10, BLUE STAR TAXIS MOBILE PACE, Distance 1980m, Addington - Survey 1980m

Result	TAB no.	Horse (Barrier)	1980 to	1800m to	1600m to	1400m to	1200m to	1000m to	800m to	600m to	400m to	200m to	Total or	Margin
4th	4	Doctor Tim (4)	1800m	1600m	1400m	1200m	1000m	800m	600m	400m	200m	WP	Average	
		Position in running (margin)	-	9(9.2)	9(16.5)	9(16.9)	9(14.2)	9(13.9)	9(11.9)	9(10.2)	9(10.1)	9(9.8)		9.80
		Sectional time (s)	13.21	15.22	14.60	14.29	15.04	14.85	14.67	14.67	14.39	13.55		
		Cumulative time (s)	144.49	131.28	116.06	101.46	87.17	72.13	57.28	42.61	27.94	13.55	2:24.49	
		Speed (m/s)	13.62	13.14	13.70	14.00	13.30	13.47	13.63	13.63	13.90	14.76	13.70	
		Stride length (m)	5.96	5.80	6.03	6.23	5.94	5.93	6.01	5.94	5.84	6.23	5.99	
		Stride duration (s)	0.432	0.441	0.440	0.445	0.446	0.440	0.441	0.436	0.421	0.422	0.437	
		Stride efficiency (%)	55.45	52.55	56.85	60.65	55.07	54.92	56.42	55.11	53.38	60.64	56.02	
		Stride count	30.22	34.49	33.16	32.10	33.69	33.74	33.29	33.68	34.22	32.11	330.70	

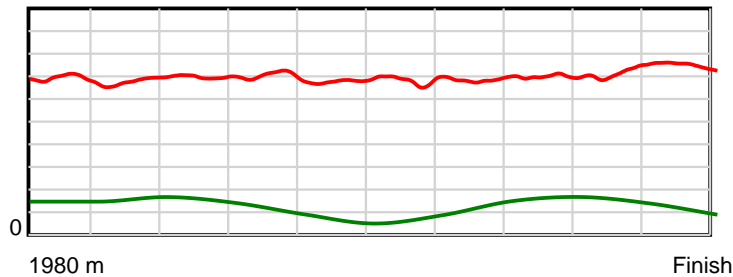
10 m Stride length



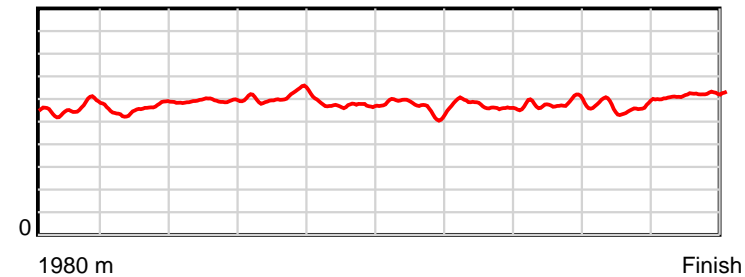
0.6 s Stride duration



20 m/sec Speed



100 % Stride efficiency



Note: Horizontal distance axis grid lines are 200m furlongs.

Disclaimer.

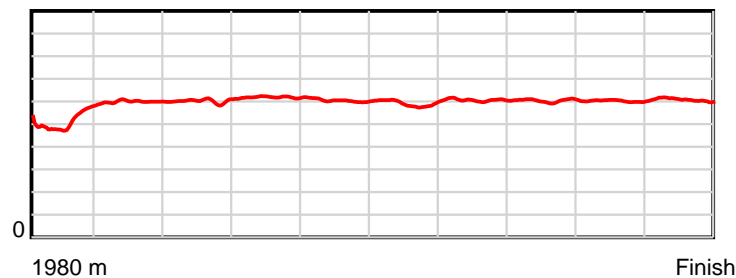
HRNZ and NZMTC and Thoroughbred Ratings Pty Ltd accepts no responsibility for the completeness or accuracy of any of the information contained herein, and makes no representations about its suitability for any particular purpose. Users should make their own judgements about those matters and/or seek independent advice. You assume all risks associated with use of the data provided on this page.

Race Results

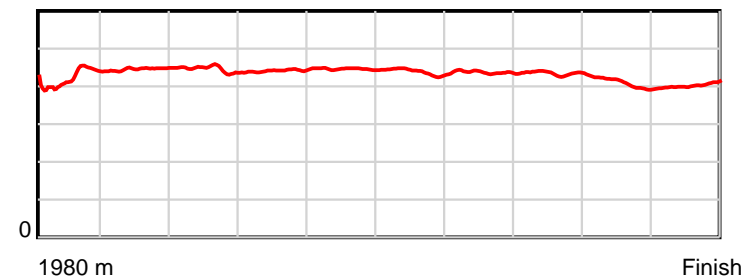
April 05, 2019, Race 10, BLUE STAR TAXIS MOBILE PACE, Distance 1980m, Addington - Survey 1980m

Result	TAB no.	Horse (Barrier)	1980 to	1800m to	1600m to	1400m to	1200m to	1000m to	800m to	600m to	400m to	200m to	Total or	Margin
5th	5	Double O Heave... (5)	1800m	1600m	1400m	1200m	1000m	800m	600m	400m	200m	WP	Average	
		Position in running (margin)	-	10(19.6)	10(25.5)	10(27.1)	10(24.2)	10(22.2)	10(19.8)	10(16.6)	10(14.9)	10(10.3)		10.10
		Sectional time (s)	15.06	14.98	14.80	14.25	14.78	14.77	14.42	14.41	13.68	13.39		
		Cumulative time (s)	144.54	129.48	114.50	99.70	85.45	70.67	55.90	41.48	27.07	13.39	2:24.54	
		Speed (m/s)	11.95	13.35	13.51	14.04	13.53	13.54	13.87	13.88	14.62	14.94	13.70	
		Stride length (m)	5.15	5.95	6.02	6.20	6.03	5.94	6.07	6.03	5.98	6.03	5.93	
		Stride duration (s)	0.420	0.446	0.445	0.442	0.446	0.438	0.437	0.435	0.409	0.404	0.433	
		Stride efficiency (%)	41.38	55.33	56.65	60.16	56.90	55.05	57.54	56.90	55.80	56.75	55.04	
		Stride count	34.98	33.61	33.22	32.23	33.14	33.69	32.96	33.14	33.47	33.19	333.63	

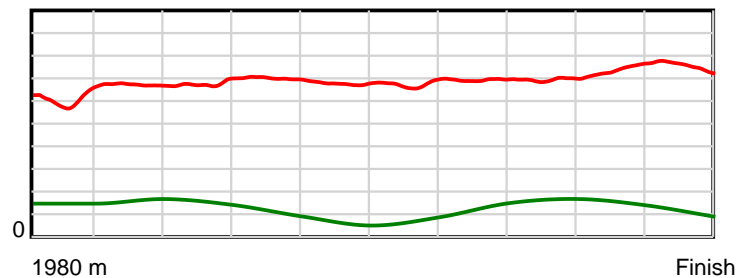
10 m Stride length



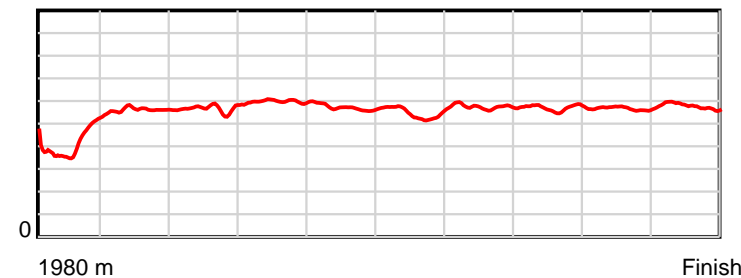
0.6 s Stride duration



20 m/sec Speed



100 % Stride efficiency



Note: Horizontal distance axis grid lines are 200m furlongs.

Disclaimer.

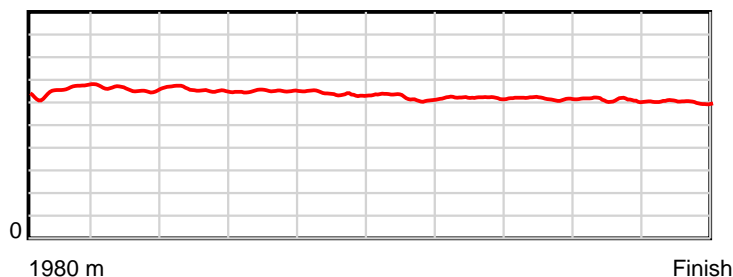
HRNZ and NZMTC and Thoroughbred Ratings Pty Ltd accepts no responsibility for the completeness or accuracy of any of the information contained herein, and makes no representations about its suitability for any particular purpose. Users should make their own judgements about those matters and/or seek independent advice. You assume all risks associated with use of the data provided on this page.

Race Results

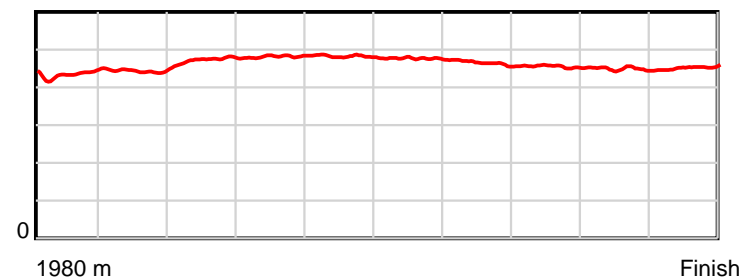
April 05, 2019, Race 10, BLUE STAR TAXIS MOBILE PACE, Distance 1980m, Addington - Survey 1980m

Result	TAB no.	Horse (Barrier)	1980 to	1800m to	1600m to	1400m to	1200m to	1000m to	800m to	600m to	400m to	200m to	Total or	Margin
6th	9	Chevron Suprem... (9)	1800m	1600m	1400m	1200m	1000m	800m	600m	400m	200m	WP	Average	
		Position in running (margin)	-	2(0.8)	1(0.0)	1(0.0)	1(0.0)	1(0.0)	1(0.0)	1(0.0)	1(0.0)	2(1.8)		11.20
		Sectional time (s)	11.99	13.86	14.53	14.73	15.10	15.17	14.95	14.70	14.73	14.97		
		Cumulative time (s)	144.73	132.74	118.88	104.35	89.62	74.52	59.35	44.40	29.70	14.97	2:24.73	
		Speed (m/s)	15.01	14.43	13.76	13.58	13.25	13.18	13.38	13.61	13.58	13.36	13.68	
		Stride length (m)	6.55	6.41	6.52	6.54	6.38	6.28	6.21	6.19	6.09	6.04	6.31	
		Stride duration (s)	0.434	0.444	0.474	0.482	0.482	0.476	0.465	0.455	0.449	0.452	0.462	
		Stride efficiency (%)	67.13	64.16	66.37	66.79	63.67	61.54	60.30	59.90	57.95	57.07	62.30	
		Stride count	27.46	31.21	30.69	30.59	31.33	31.87	32.20	32.30	32.84	33.10	313.59	

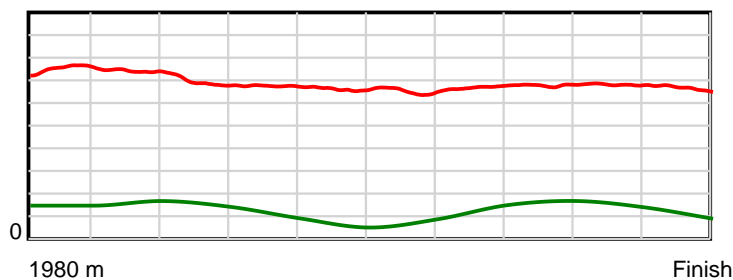
10 m Stride length



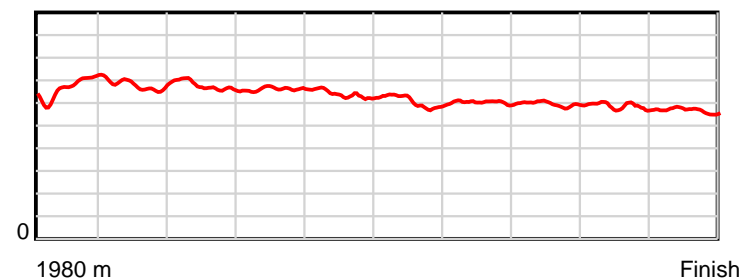
0.6 s Stride duration



20 m/sec Speed



100 % Stride efficiency



Note: Horizontal distance axis grid lines are 200m furlongs.

Disclaimer.

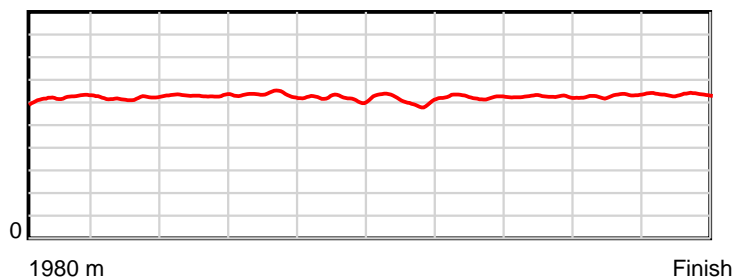
HRNZ and NZMTC and Thoroughbred Ratings Pty Ltd accepts no responsibility for the completeness or accuracy of any of the information contained herein, and makes no representations about its suitability for any particular purpose. Users should make their own judgements about those matters and/or seek independent advice. You assume all risks associated with use of the data provided on this page.

Race Results

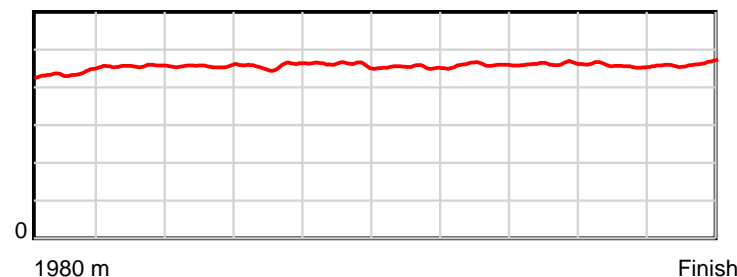
April 05, 2019, Race 10, BLUE STAR TAXIS MOBILE PACE, Distance 1980m, Addington - Survey 1980m

Result	TAB no.	Horse (Barrier)	1980 to	1800m to	1600m to	1400m to	1200m to	1000m to	800m to	600m to	400m to	200m to	Total or	Margin
7th	3	Santanna Mach (3)	1800m	1600m	1400m	1200m	1000m	800m	600m	400m	200m	WP	Average	
		Position in running (margin)	-	7(6.3)	7(12.2)	7(12.6)	7(10.0)	7(9.6)	6(7.2)	6(6.0)	6(6.3)	7(7.4)		13.50
		Sectional time (s)	12.88	14.97	14.61	14.29	15.04	14.77	14.76	14.75	14.61	14.46		
		Cumulative time (s)	145.14	132.26	117.29	102.68	88.39	73.35	58.58	43.82	29.07	14.46	2:25.14	
		Speed (m/s)	13.97	13.36	13.69	14.00	13.30	13.54	13.55	13.56	13.69	13.83	13.64	
		Stride length (m)	6.23	6.10	6.24	6.40	6.13	6.14	6.23	6.27	6.26	6.40	6.24	
		Stride duration (s)	0.438	0.457	0.456	0.457	0.461	0.453	0.460	0.462	0.458	0.463	0.457	
		Stride efficiency (%)	60.59	58.14	60.91	63.95	58.69	58.88	60.69	61.44	61.30	64.08	60.83	
		Stride count	28.91	32.79	32.03	31.26	32.63	32.58	32.09	31.90	31.93	31.23	317.35	

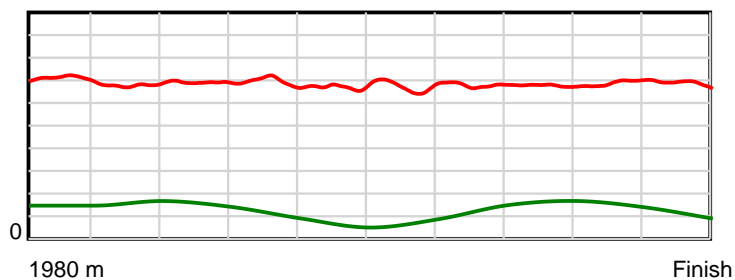
10 m Stride length



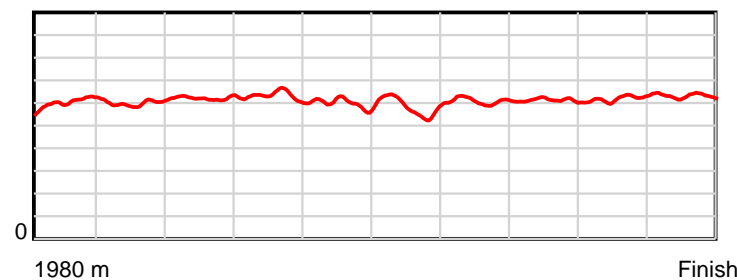
0.6 s Stride duration



20 m/sec Speed



100 % Stride efficiency



Note: Horizontal distance axis grid lines are 200m furlongs.

Disclaimer.

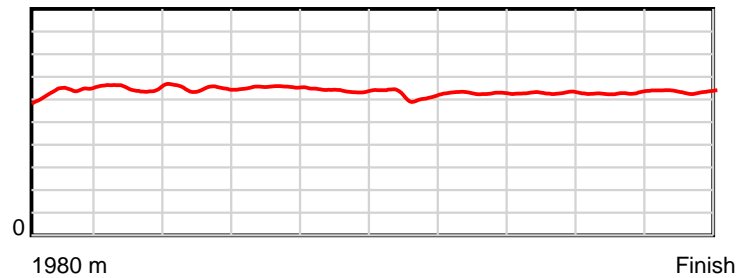
HRNZ and NZMTC and Thoroughbred Ratings Pty Ltd accepts no responsibility for the completeness or accuracy of any of the information contained herein, and makes no representations about its suitability for any particular purpose. Users should make their own judgements about those matters and/or seek independent advice. You assume all risks associated with use of the data provided on this page.

Race Results

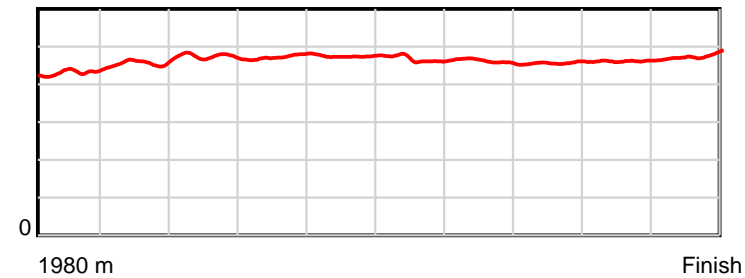
April 05, 2019, Race 10, BLUE STAR TAXIS MOBILE PACE, Distance 1980m, Addington - Survey 1980m

Result	TAB no.	Horse (Barrier)	1980 to	1800m to	1600m to	1400m to	1200m to	1000m to	800m to	600m to	400m to	200m to	Total or	Margin
8th	1	Bettathanfast (1)	1800m	1600m	1400m	1200m	1000m	800m	600m	400m	200m	WP	Average	
		Position in running (margin)	-	5(4.0)	4(4.1)	4(5.5)	4(3.8)	3(3.4)	3(3.8)	3(2.2)	3(2.1)	3(5.1)		14.60
		Sectional time (s)	12.49	14.01	14.78	14.44	15.04	15.24	14.69	14.69	14.93	15.02		
		Cumulative time (s)	145.33	132.84	118.83	104.05	89.61	74.57	59.33	44.64	29.95	15.02	2:25.33	
		Speed (m/s)	14.41	14.28	13.53	13.85	13.30	13.12	13.61	13.61	13.40	13.32	13.62	
		Stride length (m)	6.39	6.51	6.42	6.55	6.31	6.12	6.29	6.22	6.18	6.33	6.33	
		Stride duration (s)	0.431	0.456	0.475	0.473	0.474	0.467	0.462	0.457	0.461	0.475	0.465	
		Stride efficiency (%)	63.78	66.28	64.50	67.02	62.18	58.61	61.75	60.49	59.76	62.61	62.61	
		Stride count	28.17	30.71	31.13	30.54	31.70	32.66	31.81	32.15	32.34	31.60	312.81	

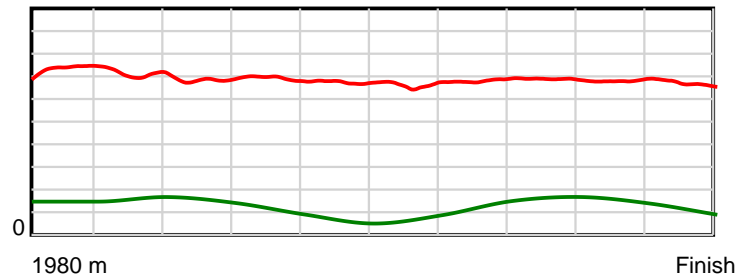
10 m Stride length



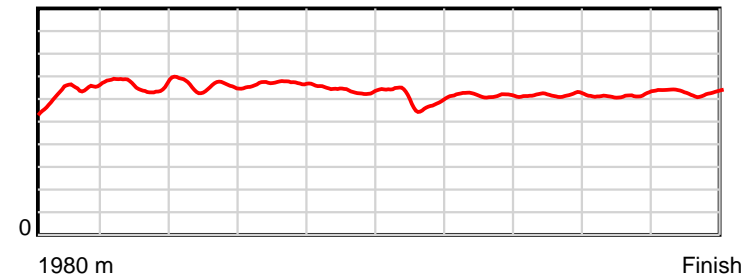
0.6 s Stride duration



20 m/sec Speed



100 % Stride efficiency



Note: Horizontal distance axis grid lines are 200m furlongs.

Disclaimer.

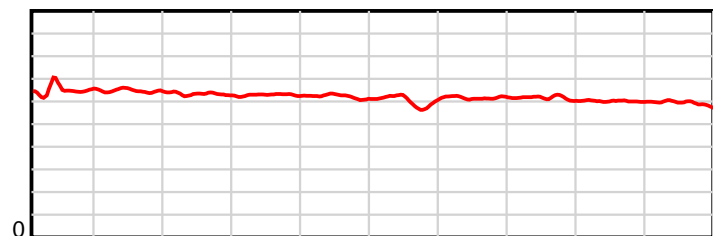
HRNZ and NZMTC and Thoroughbred Ratings Pty Ltd accepts no responsibility for the completeness or accuracy of any of the information contained herein, and makes no representations about its suitability for any particular purpose. Users should make their own judgements about those matters and/or seek independent advice. You assume all risks associated with use of the data provided on this page.

Race Results

April 05, 2019, Race 10, BLUE STAR TAXIS MOBILE PACE, Distance 1980m, Addington - Survey 1980m

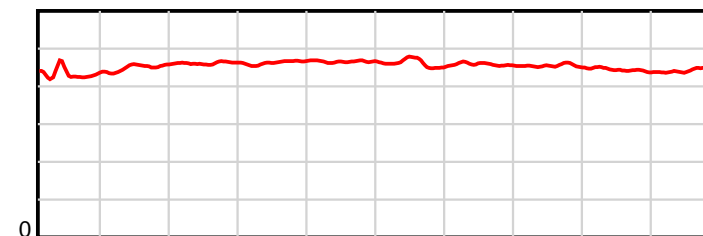
Result	TAB no.	Horse (Barrier)	1980 to	1800m to	1600m to	1400m to	1200m to	1000m to	800m to	600m to	400m to	200m to	Total or	Margin
9th	8	Nakuru (8)	1800m	1600m	1400m	1200m	1000m	800m	600m	400m	200m	WP	Average	
		Position in running (margin)	-	3(1.3)	3(3.7)	3(4.1)	3(3.7)	4(4.8)	4(5.5)	5(4.2)	5(5.7)	6(6.9)		17.20
		Sectional time (s)	11.83	14.39	14.60	14.68	15.29	15.29	14.73	14.96	14.63	15.38		
		Cumulative time (s)	145.78	133.95	119.56	104.96	90.28	74.99	59.70	44.97	30.01	15.38	2:25.78	
		Speed (m/s)	15.21	13.90	13.70	13.62	13.08	13.08	13.58	13.37	13.67	13.00	13.58	
		Stride length (m)	6.47	6.26	6.32	6.31	6.08	6.03	6.22	6.06	6.06	5.85	6.16	
		Stride duration (s)	0.431	0.451	0.462	0.463	0.465	0.461	0.458	0.453	0.443	0.449	0.453	
		Stride efficiency (%)	65.50	61.30	62.46	62.25	57.81	56.86	60.44	57.45	57.34	53.39	59.28	
		Stride count	27.80	31.93	31.63	31.69	32.88	33.16	32.16	32.99	33.02	34.22	321.48	

10 m Stride length



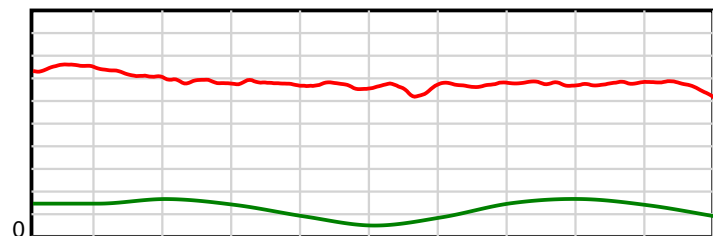
1980 m Finish

0.6 s Stride duration



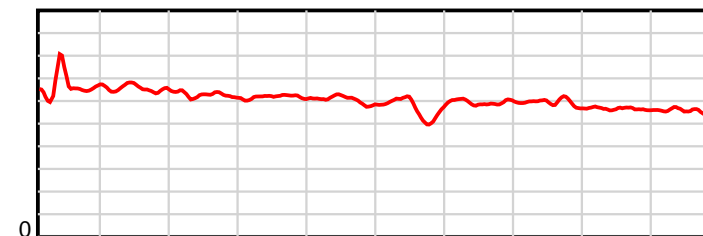
1980 m Finish

20 m/sec Speed



1980 m Finish

100 % Stride efficiency



1980 m Finish

Note: Horizontal distance axis grid lines are 200m furlongs.

Disclaimer.

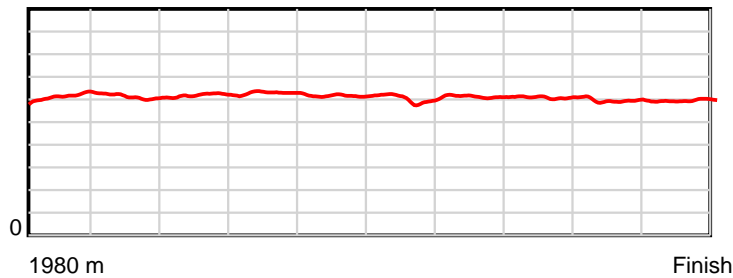
HRNZ and NZMTC and Thoroughbred Ratings Pty Ltd accepts no responsibility for the completeness or accuracy of any of the information contained herein, and makes no representations about its suitability for any particular purpose. Users should make their own judgements about those matters and/or seek independent advice. You assume all risks associated with use of the data provided on this page.

Race Results

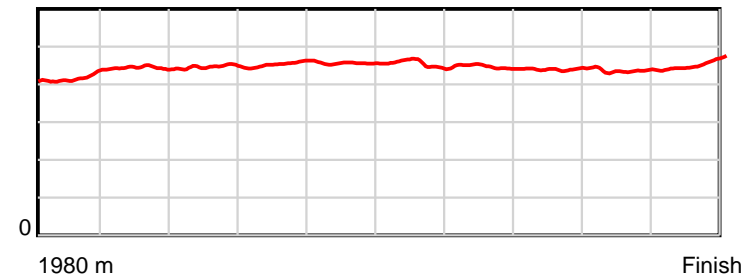
April 05, 2019, Race 10, BLUE STAR TAXIS MOBILE PACE, Distance 1980m, Addington - Survey 1980m

Result	TAB no.	Horse (Barrier)	1980 to	1800m to	1600m to	1400m to	1200m to	1000m to	800m to	600m to	400m to	200m to	Total or	Margin
10th	2	Young Conquero... (2)	1800m	1600m	1400m	1200m	1000m	800m	600m	400m	200m	WP	Average	
		Position in running (margin)	-	4(3.3)	5(8.4)	5(8.0)	5(5.9)	5(5.8)	5(5.8)	4(4.0)	4(5.0)	8(8.6)		18.60
		Sectional time (s)	12.22	14.84	14.47	14.39	15.08	15.18	14.65	14.87	15.03	15.30		
		Cumulative time (s)	146.03	133.81	118.97	104.50	90.11	75.03	59.85	45.20	30.33	15.30	2:26.03	
		Speed (m/s)	14.73	13.48	13.82	13.90	13.26	13.18	13.65	13.45	13.31	13.07	13.56	
		Stride length (m)	6.14	5.98	6.17	6.31	6.04	5.98	6.11	5.92	5.80	5.94	6.04	
		Stride duration (s)	0.417	0.444	0.447	0.454	0.456	0.454	0.447	0.440	0.436	0.455	0.445	
		Stride efficiency (%)	58.95	55.88	59.53	62.18	57.05	55.97	58.26	54.74	52.60	55.20	56.93	
		Stride count	29.31	33.45	32.40	31.71	33.10	33.42	32.75	33.79	34.47	33.65	328.05	

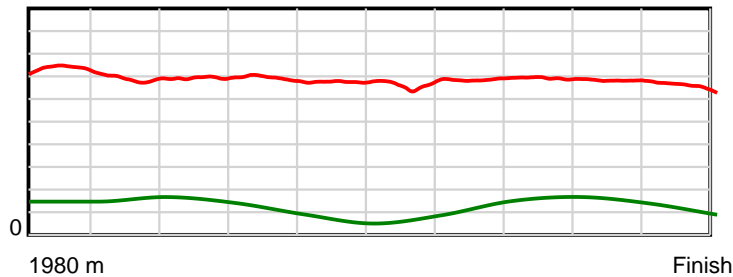
10 m Stride length



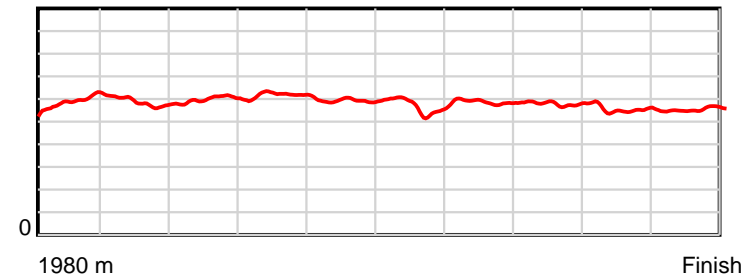
0.6 s Stride duration



20 m/sec Speed



100 % Stride efficiency



Note: Horizontal distance axis grid lines are 200m furlongs.

Disclaimer.

HRNZ and NZMTC and Thoroughbred Ratings Pty Ltd accepts no responsibility for the completeness or accuracy of any of the information contained herein, and makes no representations about its suitability for any particular purpose. Users should make their own judgements about those matters and/or seek independent advice. You assume all risks associated with use of the data provided on this page.