



Race Results

NZ Metropolitan Trotting Club Inc, HRNZ, April 12, 2019

Compilation date: April 12, 2019, 1:57:41 PM (NZST)

Copyright © 2019 HRNZ and NZMTC. All rights reserved.

Trademarks.

StrideMASTER is a registered trademark of Thoroughbred Ratings Pty Ltd.

Disclaimer.

HRNZ and NZMTC and Thoroughbred Ratings Pty Ltd accepts no responsibility for the completeness or accuracy of any of the information contained herein, and makes no representations about its suitability for any particular purpose. Users should make their own judgements about those matters and/or seek independent advice. You assume all risks associated with use of the data provided on this page.



Race Results



April 12, 2019, Race 4, CLARKSON SIGNS - TRADITIONAL HANDCRAFTED SIGNS MOBILE PACE, Distance 2600m, Addington - Survey 3200m

Result	TAB no.	Horse (Barrier)	2600 to	2400m to
1st	6	Dreamy Damien (6)	2400m	2200m
		Position in running (margin)	-	1(0.0)
		Sectional time (s)	12.86	14.84
		Cumulative time (s)	200.39	187.53
		Speed (m/s)	15.55	13.48
		Stride length (m)	6.67	6.37
		Stride duration (s)	0.429	0.472
		Stride efficiency (%)	69.52	63.38
		Stride count	29.99	31.40

Disclaimer.

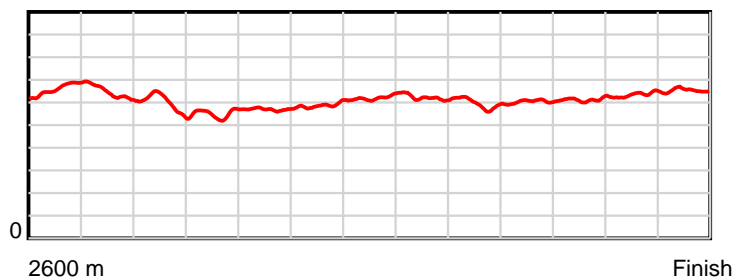
HRNZ and NZMTC and Thoroughbred Ratings Pty Ltd accepts no responsibility for the completeness or accuracy of any of the information contained herein, and makes no representations about its suitability for any particular purpose. Users should make their own judgements about those matters and/or seek independent advice. You assume all risks associated with use of the data provided on this page.

Race Results

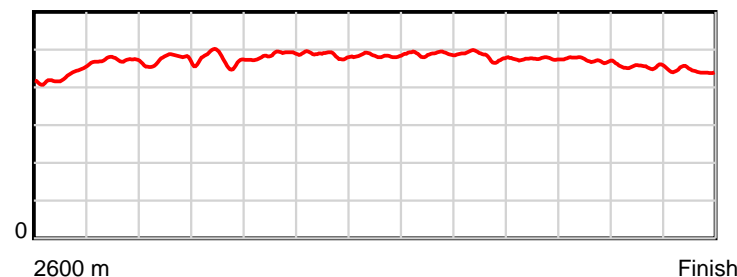
April 12, 2019, Race 4, CLARKSON SIGNS - TRADITIONAL HANDCRAFTED SIGNS MOBILE PACE, Distance 2600m, Addington - Survey 3200m

Result	TAB no.	Horse (Barrier)	2200m to	2000m to	1800m to	1600m to	1400m to	1200m to	1000m to	800m to	600m to	400m to	200m to	Total or	Margin
1st	6	Dreamy Damien (6)	2000m	1800m	1600m	1400m	1200m	1000m	800m	600m	400m	200m	WP	Average	
		Position in running (margin)	1(0.0)	1(0.0)	2(1.1)	2(1.8)	2(2.0)	3(1.6)	2(2.3)	3(2.2)	3(1.7)	3(1.8)	2(1.7)		0.00
		Sectional time (s)	15.55	17.16	16.89	16.75	15.46	15.88	16.02	15.63	15.29	14.42	13.64		
		Cumulative time (s)	172.69	157.14	139.98	123.09	106.34	90.88	75.00	58.98	43.35	28.06	13.64	3:20.39	
		Speed (m/s)	12.86	11.66	11.84	11.94	12.94	12.59	12.48	12.80	13.08	13.87	14.66	12.97	
		Stride length (m)	6.09	5.54	5.74	5.81	6.26	6.15	6.03	6.08	6.19	6.31	6.51	6.12	
		Stride duration (s)	0.473	0.475	0.485	0.487	0.484	0.488	0.483	0.475	0.473	0.455	0.444	0.472	
		Stride efficiency (%)	57.88	47.90	51.48	52.77	61.21	59.17	56.89	57.75	59.78	62.29	66.32	58.52	
		Stride count	32.86	36.12	34.85	34.42	31.96	32.50	33.15	32.90	32.33	31.68	30.70	424.86	

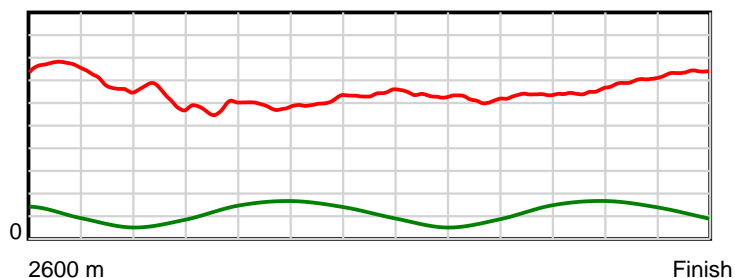
10 m Stride length



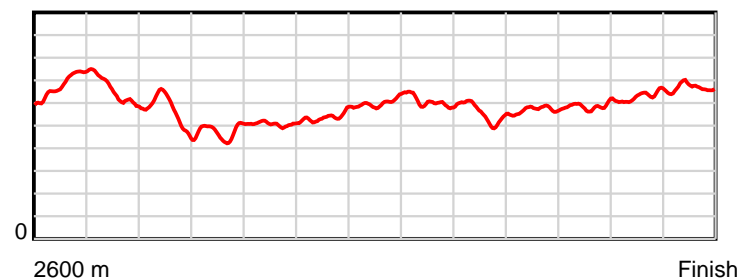
0.6 s Stride duration



20 m/sec Speed



100 % Stride efficiency



Note: Horizontal distance axis grid lines are 200m furlongs.

Disclaimer.

HRNZ and NZMTC and Thoroughbred Ratings Pty Ltd accepts no responsibility for the completeness or accuracy of any of the information contained herein, and makes no representations about its suitability for any particular purpose. Users should make their own judgements about those matters and/or seek independent advice. You assume all risks associated with use of the data provided on this page.



Race Results



April 12, 2019, Race 4, CLARKSON SIGNS - TRADITIONAL HANDCRAFTED SIGNS MOBILE PACE, Distance 2600m, Addington - Survey 3200m

Result	TAB no.	Horse (Barrier)	2600 to	2400m to
2nd	5	Rock N Joy (5)	2400m	2200m
		Position in running (margin)	-	2(1.5)
		Sectional time (s)	13.23	15.17
		Cumulative time (s)	200.58	187.35
		Speed (m/s)	15.12	13.18
		Stride length (m)	6.51	5.95
		Stride duration (s)	0.424	0.451
		Stride efficiency (%)	66.22	55.35
		Stride count	30.72	33.61

Disclaimer.

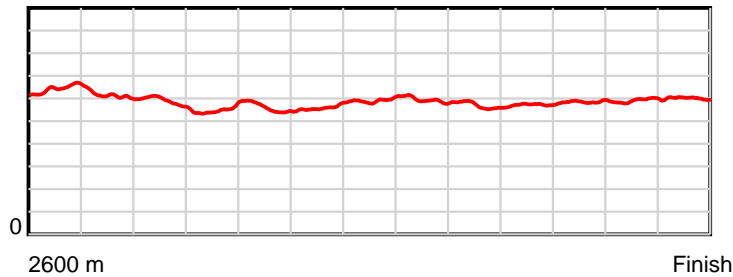
HRNZ and NZMTC and Thoroughbred Ratings Pty Ltd accepts no responsibility for the completeness or accuracy of any of the information contained herein, and makes no representations about its suitability for any particular purpose. Users should make their own judgements about those matters and/or seek independent advice. You assume all risks associated with use of the data provided on this page.

Race Results

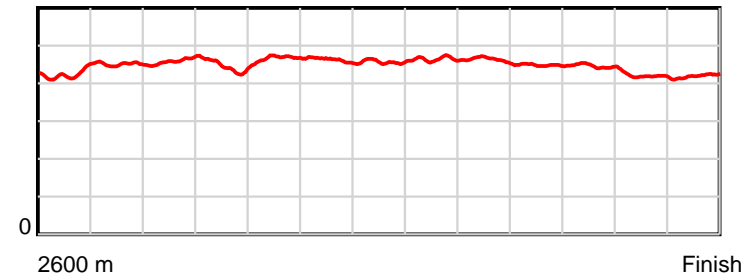
April 12, 2019, Race 4, CLARKSON SIGNS - TRADITIONAL HANDCRAFTED SIGNS MOBILE PACE, Distance 2600m, Addington - Survey 3200m

Result	TAB no.	Horse (Barrier)	2200m to	2000m to	1800m to	1600m to	1400m to	1200m to	1000m to	800m to	600m to	400m to	200m to	Total or	Margin
2nd	5	Rock N Joy (5)	2000m	1800m	1600m	1400m	1200m	1000m	800m	600m	400m	200m	WP	Average	
		Position in running (margin)	3(3.5)	3(4.3)	1(0.0)	1(0.0)	1(0.0)	1(0.0)	1(0.0)	1(0.0)	1(0.0)	1(0.0)	1(0.0)		1.10
		Sectional time (s)	15.69	16.25	16.79	16.72	15.52	15.77	16.03	15.72	15.27	14.43	13.99		
		Cumulative time (s)	172.18	156.49	140.24	123.45	106.73	91.21	75.44	59.41	43.69	28.42	13.99	3:20.58	
		Speed (m/s)	12.75	12.31	11.91	11.96	12.89	12.68	12.48	12.72	13.10	13.86	14.30	12.96	
		Stride length (m)	5.85	5.48	5.56	5.52	5.89	5.89	5.77	5.71	5.84	5.81	5.99	5.82	
		Stride duration (s)	0.459	0.446	0.467	0.462	0.457	0.464	0.462	0.449	0.446	0.420	0.419	0.449	
		Stride efficiency (%)	53.49	46.96	48.32	47.69	54.25	54.15	51.97	50.91	53.28	52.83	56.10	52.91	
		Stride count	34.18	36.48	35.97	36.20	33.94	33.97	34.68	35.04	34.25	34.40	33.38	446.82	

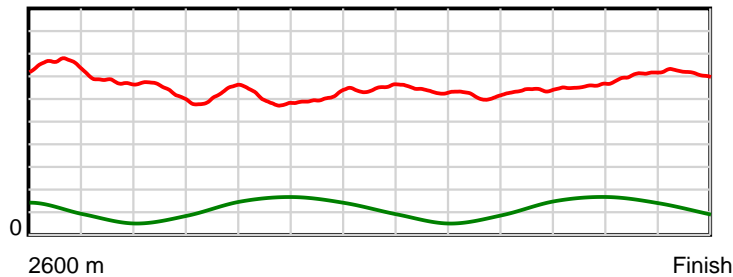
10 m Stride length



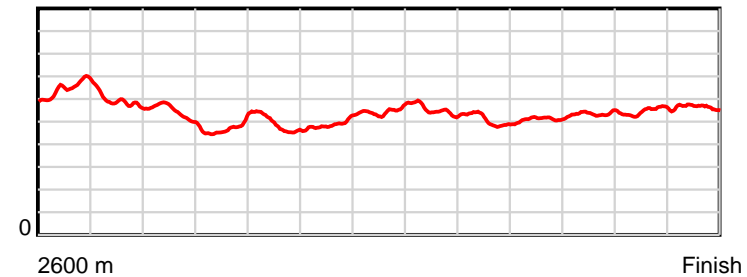
0.6 s Stride duration



20 m/sec Speed



100 % Stride efficiency



Note: Horizontal distance axis grid lines are 200m furlongs.

Disclaimer.

HRNZ and NZMTC and Thoroughbred Ratings Pty Ltd accepts no responsibility for the completeness or accuracy of any of the information contained herein, and makes no representations about its suitability for any particular purpose. Users should make their own judgements about those matters and/or seek independent advice. You assume all risks associated with use of the data provided on this page.



Race Results



April 12, 2019, Race 4, CLARKSON SIGNS - TRADITIONAL HANDCRAFTED SIGNS MOBILE PACE, Distance 2600m, Addington - Survey 3200m

Result	TAB no.	Horse (Barrier)	2600 to	2400m to
3rd	9	Awayovernight (9)	2400m	2200m
		Position in running (margin)	-	7(6.8)
		Sectional time (s)	14.14	15.40
		Cumulative time (s)	200.69	186.55
		Speed (m/s)	14.15	12.99
		Stride length (m)	6.41	5.98
		Stride duration (s)	0.448	0.461
		Stride efficiency (%)	64.20	55.93
		Stride count	31.20	33.43

Disclaimer.

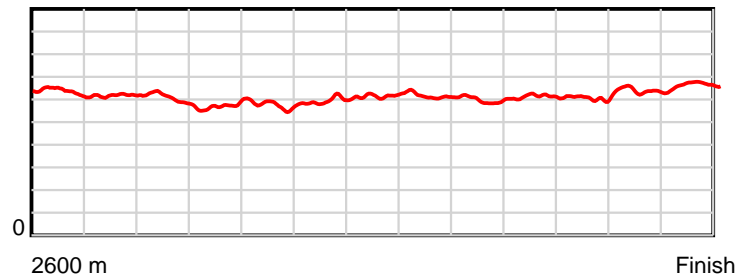
HRNZ and NZMTC and Thoroughbred Ratings Pty Ltd accepts no responsibility for the completeness or accuracy of any of the information contained herein, and makes no representations about its suitability for any particular purpose. Users should make their own judgements about those matters and/or seek independent advice. You assume all risks associated with use of the data provided on this page.

Race Results

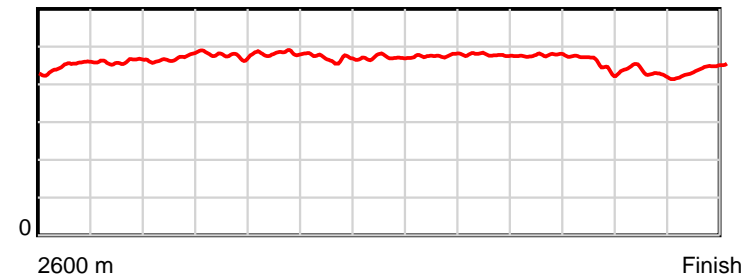
April 12, 2019, Race 4, CLARKSON SIGNS - TRADITIONAL HANDCRAFTED SIGNS MOBILE PACE, Distance 2600m, Addington - Survey 3200m

Result	TAB no.	Horse (Barrier)	2200m to	2000m to	1800m to	1600m to	1400m to	1200m to	1000m to	800m to	600m to	400m to	200m to	Total or	Margin
3rd	9	Awayovernight (9)	2000m	1800m	1600m	1400m	1200m	1000m	800m	600m	400m	200m	WP	Average	
		Position in running (margin)	8(10.2)	8(10.3)	8(9.2)	8(10.6)	9(8.2)	8(7.1)	9(8.0)	8(7.7)	8(7.6)	8(6.8)	8(5.2)		1.70
		Sectional time (s)	15.57	16.79	17.02	16.32	15.33	15.92	15.98	15.70	15.13	14.17	13.22		
		Cumulative time (s)	171.15	155.58	138.79	121.77	105.45	90.12	74.20	58.22	42.52	27.39	13.22	3:20.69	
		Speed (m/s)	12.85	11.91	11.75	12.25	13.05	12.56	12.52	12.74	13.22	14.11	15.13	12.96	
		Stride length (m)	6.03	5.68	5.67	5.75	6.15	5.98	5.98	6.07	6.01	6.08	6.70	6.03	
		Stride duration (s)	0.469	0.477	0.483	0.470	0.471	0.476	0.478	0.477	0.455	0.431	0.443	0.465	
		Stride efficiency (%)	56.83	50.48	50.24	51.73	59.09	55.88	55.94	57.66	56.38	57.76	70.08	56.76	
		Stride count	33.17	35.19	35.27	34.76	32.53	33.45	33.43	32.93	33.30	32.90	29.86	431.42	

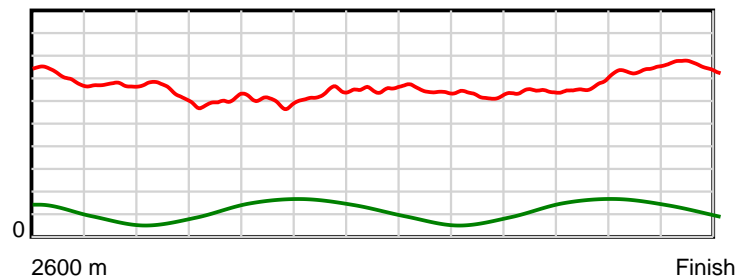
10 m Stride length



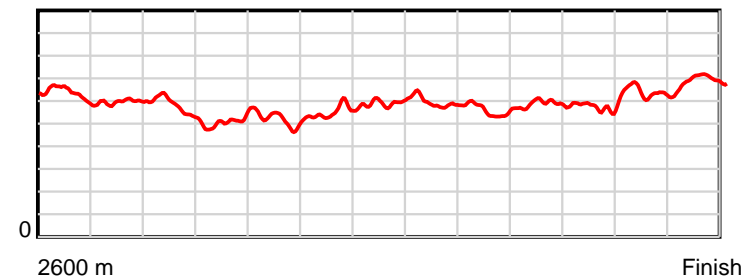
0.6 s Stride duration



20 m/sec Speed



100 % Stride efficiency



Note: Horizontal distance axis grid lines are 200m furlongs.

Disclaimer.

HRNZ and NZMTC and Thoroughbred Ratings Pty Ltd accepts no responsibility for the completeness or accuracy of any of the information contained herein, and makes no representations about its suitability for any particular purpose. Users should make their own judgements about those matters and/or seek independent advice. You assume all risks associated with use of the data provided on this page.



Race Results



April 12, 2019, Race 4, CLARKSON SIGNS - TRADITIONAL HANDCRAFTED SIGNS MOBILE PACE, Distance 2600m, Addington - Survey 3200m

Result	TAB no.	Horse (Barrier)	2600 to	2400m to
4th	2	Franco Riot (2)	2400m	2200m
		Position in running (margin)	-	6(5.6)
		Sectional time (s)	13.94	15.21
		Cumulative time (s)	200.70	186.76
		Speed (m/s)	14.35	13.15
		Stride length (m)	6.55	6.16
		Stride duration (s)	0.448	0.468
		Stride efficiency (%)	66.99	59.28
		Stride count	30.55	32.47

Disclaimer.

HRNZ and NZMTC and Thoroughbred Ratings Pty Ltd accepts no responsibility for the completeness or accuracy of any of the information contained herein, and makes no representations about its suitability for any particular purpose. Users should make their own judgements about those matters and/or seek independent advice. You assume all risks associated with use of the data provided on this page.



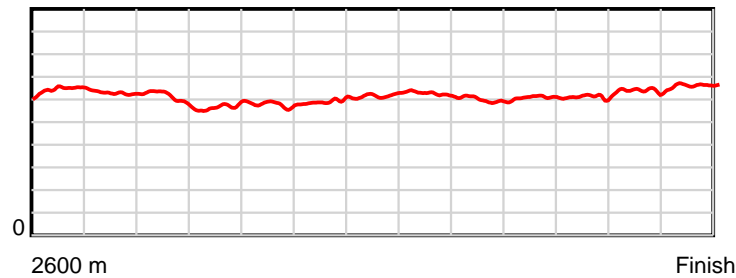
Race Results



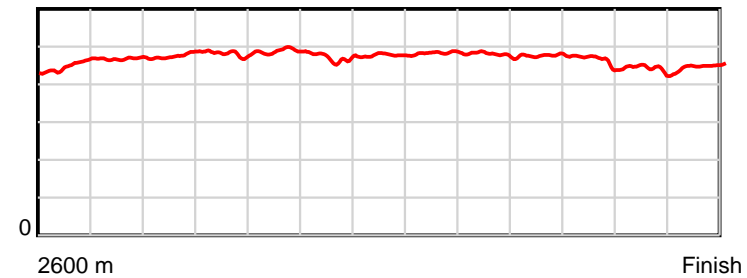
April 12, 2019, Race 4, CLARKSON SIGNS - TRADITIONAL HANDCRAFTED SIGNS MOBILE PACE, Distance 2600m, Addington - Survey 3200m

Result	TAB no.	Horse (Barrier)	2200m to	2000m to	1800m to	1600m to	1400m to	1200m to	1000m to	800m to	600m to	400m to	200m to	Total or	Margin
4th	2	Franco Riot (2)	2000m	1800m	1600m	1400m	1200m	1000m	800m	600m	400m	200m	WP	Average	
		Position in running (margin)	6(7.8)	7(8.0)	6(7.3)	6(8.2)	6(6.2)	6(5.3)	6(5.7)	6(5.6)	6(5.3)	7(5.2)	6(3.7)		1.70
		Sectional time (s)	15.59	16.85	16.94	16.38	15.38	15.83	16.00	15.68	15.24	14.19	13.47		
		Cumulative time (s)	171.55	155.96	139.11	122.17	105.79	90.41	74.58	58.58	42.90	27.66	13.47	3:20.70	
		Speed (m/s)	12.83	11.87	11.81	12.21	13.00	12.63	12.50	12.76	13.12	14.09	14.85	12.95	
		Stride length (m)	6.10	5.71	5.77	5.76	6.21	6.11	5.99	6.08	6.07	6.21	6.69	6.09	
		Stride duration (s)	0.476	0.481	0.488	0.471	0.477	0.483	0.479	0.476	0.463	0.440	0.450	0.470	
		Stride efficiency (%)	58.18	50.99	51.98	51.78	60.19	58.28	56.07	57.68	57.55	60.19	69.89	58.04	
		Stride count	32.78	35.01	34.68	34.74	32.23	32.75	33.39	32.92	32.96	32.23	29.91	426.62	

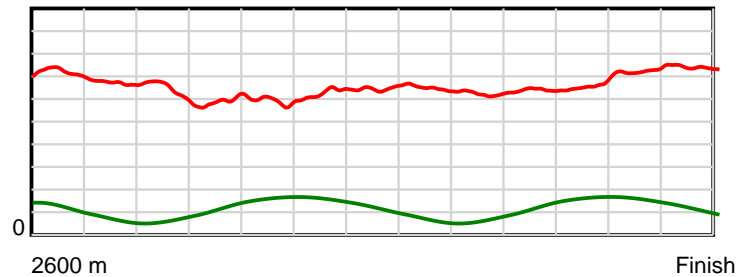
10 m Stride length



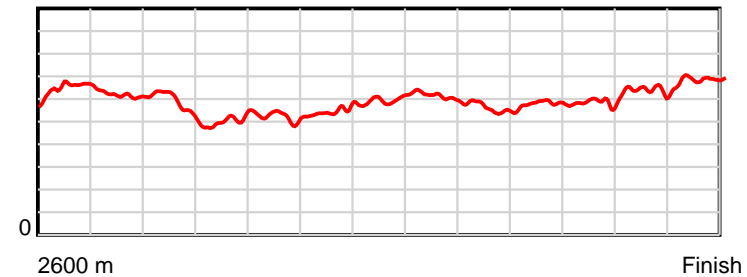
0.6 s Stride duration



20 m/sec Speed



100 % Stride efficiency



Note: Horizontal distance axis grid lines are 200m furlongs.

Disclaimer.

HRNZ and NZMTC and Thoroughbred Ratings Pty Ltd accepts no responsibility for the completeness or accuracy of any of the information contained herein, and makes no representations about its suitability for any particular purpose. Users should make their own judgements about those matters and/or seek independent advice. You assume all risks associated with use of the data provided on this page.



Race Results



April 12, 2019, Race 4, CLARKSON SIGNS - TRADITIONAL HANDCRAFTED SIGNS MOBILE PACE, Distance 2600m, Addington - Survey 3200m

Result	TAB no.	Horse (Barrier)	2600 to	2400m to
5th	10	B Mac C (10)	2400m	2200m
		Position in running (margin)	-	4(3.4)
		Sectional time (s)	13.33	14.87
		Cumulative time (s)	200.71	187.38
		Speed (m/s)	15.00	13.45
		Stride length (m)	6.15	5.78
		Stride duration (s)	0.400	0.430
		Stride efficiency (%)	59.12	52.20
		Stride count	32.52	34.60

Disclaimer.

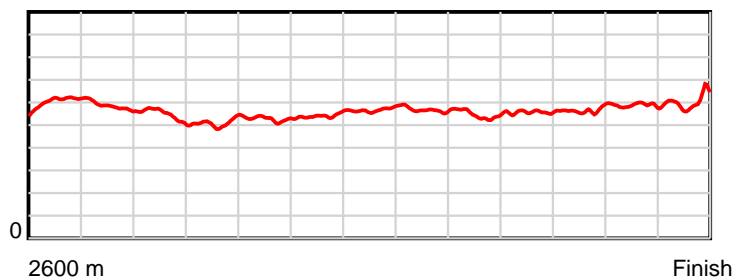
HRNZ and NZMTC and Thoroughbred Ratings Pty Ltd accepts no responsibility for the completeness or accuracy of any of the information contained herein, and makes no representations about its suitability for any particular purpose. Users should make their own judgements about those matters and/or seek independent advice. You assume all risks associated with use of the data provided on this page.

Race Results

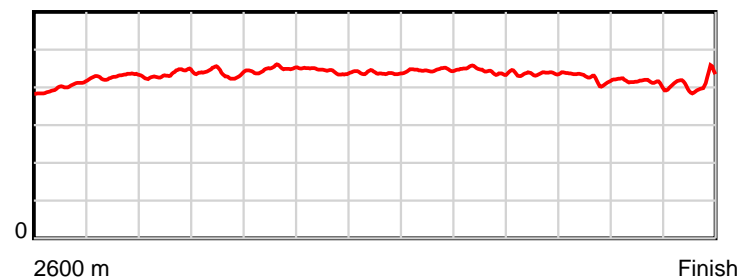
April 12, 2019, Race 4, CLARKSON SIGNS - TRADITIONAL HANDCRAFTED SIGNS MOBILE PACE, Distance 2600m, Addington - Survey 3200m

Result	TAB no.	Horse (Barrier)	2200m to	2000m to	1800m to	1600m to	1400m to	1200m to	1000m to	800m to	600m to	400m to	200m to	Total or	Margin
5th	10	B Mac C (10)	2000m	1800m	1600m	1400m	1200m	1000m	800m	600m	400m	200m	WP	Average	
		Position in running (margin)	4(3.6)	4(4.4)	4(5.0)	4(6.0)	5(6.0)	7(5.5)	7(5.9)	7(6.0)	7(5.4)	5(3.8)	5(3.2)		1.80
		Sectional time (s)	15.68	17.08	16.95	16.72	15.44	15.82	16.05	15.63	14.98	14.34	13.82		
		Cumulative time (s)	172.51	156.83	139.75	122.80	106.08	90.64	74.82	58.77	43.14	28.16	13.82	3:20.71	
		Speed (m/s)	12.76	11.71	11.80	11.96	12.95	12.64	12.46	12.80	13.35	13.95	14.47	12.95	
		Stride length (m)	5.56	5.12	5.29	5.31	5.67	5.64	5.54	5.59	5.68	5.77	5.92	5.60	
		Stride duration (s)	0.435	0.438	0.448	0.444	0.438	0.446	0.444	0.437	0.426	0.414	0.409	0.433	
		Stride efficiency (%)	48.23	41.04	43.66	44.13	50.30	49.63	47.89	48.81	50.50	52.07	54.73	49.08	
		Stride count	36.00	39.03	37.84	37.64	35.25	35.49	36.13	35.79	35.18	34.65	33.80	463.92	

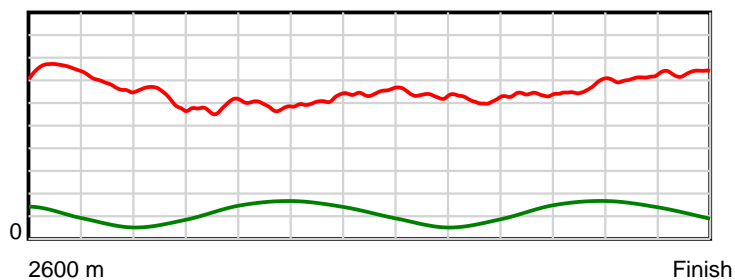
10 m Stride length



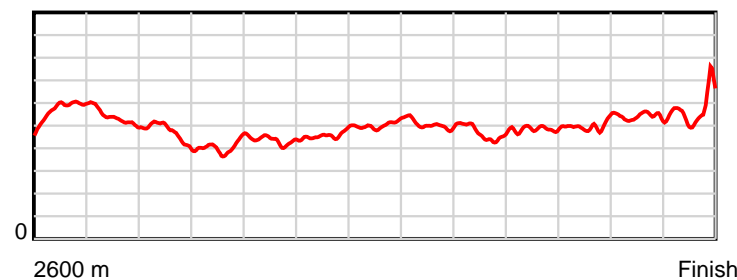
0.6 s Stride duration



20 m/sec Speed



100 % Stride efficiency



Note: Horizontal distance axis grid lines are 200m furlongs.

Disclaimer.

HRNZ and NZMTC and Thoroughbred Ratings Pty Ltd accepts no responsibility for the completeness or accuracy of any of the information contained herein, and makes no representations about its suitability for any particular purpose. Users should make their own judgements about those matters and/or seek independent advice. You assume all risks associated with use of the data provided on this page.



Race Results



April 12, 2019, Race 4, CLARKSON SIGNS - TRADITIONAL HANDCRAFTED SIGNS MOBILE PACE, Distance 2600m, Addington - Survey 3200m

Result	TAB no.	Horse (Barrier)	2600 to	2400m to
6th	12	Sonic Reign (12)	2400m	2200m
		Position in running (margin)	-	10(9.9)
		Sectional time (s)	14.43	15.29
		Cumulative time (s)	200.75	186.32
		Speed (m/s)	13.86	13.08
		Stride length (m)	6.43	6.02
		Stride duration (s)	0.448	0.460
		Stride efficiency (%)	64.57	56.72
		Stride count	31.11	33.20

Disclaimer.

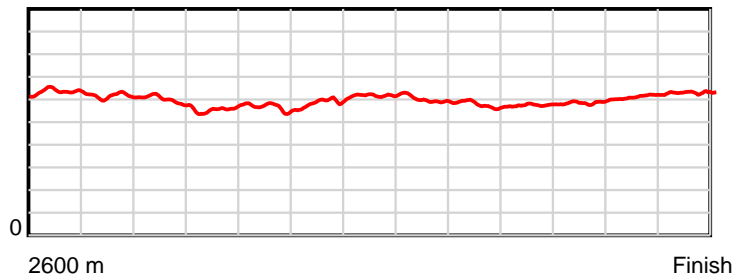
HRNZ and NZMTC and Thoroughbred Ratings Pty Ltd accepts no responsibility for the completeness or accuracy of any of the information contained herein, and makes no representations about its suitability for any particular purpose. Users should make their own judgements about those matters and/or seek independent advice. You assume all risks associated with use of the data provided on this page.

Race Results

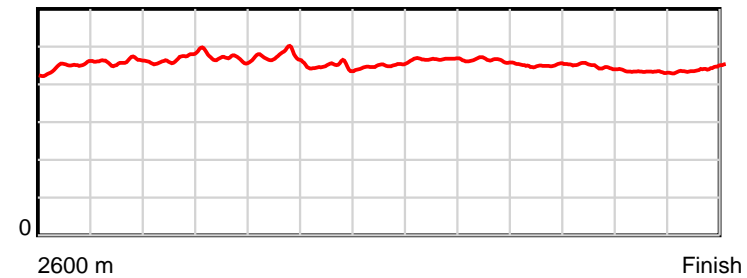
April 12, 2019, Race 4, CLARKSON SIGNS - TRADITIONAL HANDCRAFTED SIGNS MOBILE PACE, Distance 2600m, Addington - Survey 3200m

Result	TAB no.	Horse (Barrier)	2200m to	2000m to	1800m to	1600m to	1400m to	1200m to	1000m to	800m to	600m to	400m to	200m to	Total or	Margin
6th	12	Sonic Reign (12)	2000m	1800m	1600m	1400m	1200m	1000m	800m	600m	400m	200m	WP	Average	
		Position in running (margin)	9(12.6)	9(12.5)	9(12.0)	10(12.5)	7(7.1)	2(1.3)	3(2.5)	2(1.8)	2(1.1)	2(1.7)	3(2.0)		2.00
		Sectional time (s)	15.53	16.89	16.87	15.81	14.56	15.96	15.92	15.60	15.37	14.47	14.05		
		Cumulative time (s)	171.03	155.50	138.61	121.74	105.93	91.37	75.41	59.49	43.89	28.52	14.05	3:20.75	
		Speed (m/s)	12.88	11.84	11.86	12.65	13.74	12.53	12.56	12.82	13.01	13.82	14.23	12.95	
		Stride length (m)	6.02	5.58	5.64	5.65	6.19	5.84	5.82	5.78	5.81	5.98	6.29	5.92	
		Stride duration (s)	0.468	0.471	0.476	0.446	0.451	0.467	0.463	0.451	0.447	0.432	0.442	0.457	
		Stride efficiency (%)	56.69	48.59	49.78	49.83	59.96	53.38	52.97	52.14	52.80	55.80	61.87	54.72	
		Stride count	33.20	35.87	35.44	35.42	32.29	34.22	34.35	34.62	34.41	33.47	31.79	439.39	

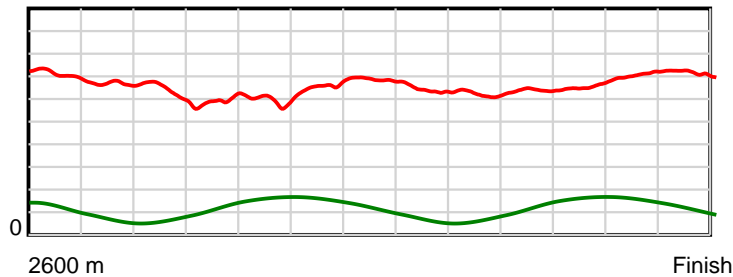
10 m Stride length



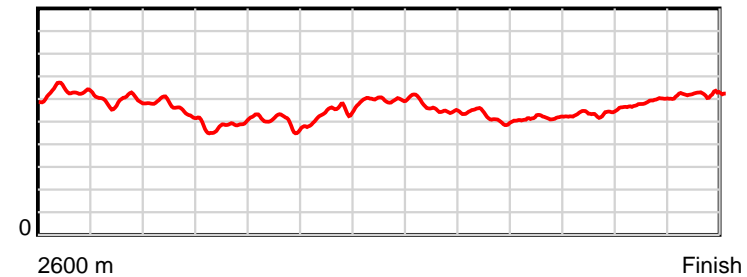
0.6 s Stride duration



20 m/sec Speed



100 % Stride efficiency



Note: Horizontal distance axis grid lines are 200m furlongs.

Disclaimer.

HRNZ and NZMTC and Thoroughbred Ratings Pty Ltd accepts no responsibility for the completeness or accuracy of any of the information contained herein, and makes no representations about its suitability for any particular purpose. Users should make their own judgements about those matters and/or seek independent advice. You assume all risks associated with use of the data provided on this page.



Race Results



April 12, 2019, Race 4, CLARKSON SIGNS - TRADITIONAL HANDCRAFTED SIGNS MOBILE PACE, Distance 2600m, Addington - Survey 3200m

Result	TAB no.	Horse (Barrier)	2600 to	2400m to
7th	1	Locked Out Of ... (1)	2400m	2200m
		Position in running (margin)	-	3(1.5)
		Sectional time (s)	13.28	14.93
		Cumulative time (s)	201.08	187.80
		Speed (m/s)	15.06	13.40
		Stride length (m)	7.27	6.89
		Stride duration (s)	0.473	0.514
		Stride efficiency (%)	82.65	74.14
		Stride count	27.50	29.04

Disclaimer.

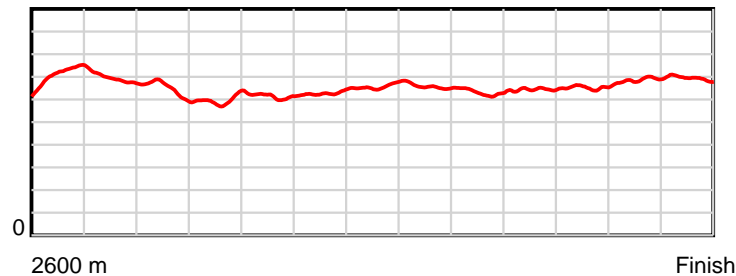
HRNZ and NZMTC and Thoroughbred Ratings Pty Ltd accepts no responsibility for the completeness or accuracy of any of the information contained herein, and makes no representations about its suitability for any particular purpose. Users should make their own judgements about those matters and/or seek independent advice. You assume all risks associated with use of the data provided on this page.

Race Results

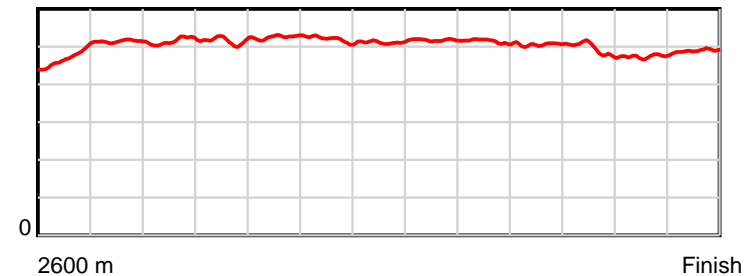
April 12, 2019, Race 4, CLARKSON SIGNS - TRADITIONAL HANDCRAFTED SIGNS MOBILE PACE, Distance 2600m, Addington - Survey 3200m

Result	TAB no.	Horse (Barrier)	2200m to	2000m to	1800m to	1600m to	1400m to	1200m to	1000m to	800m to	600m to	400m to	200m to	Total or	Margin
7th	1	Locked Out Of ... (1)	2000m	1800m	1600m	1400m	1200m	1000m	800m	600m	400m	200m	WP	Average	
		Position in running (margin)	2(2.1)	2(2.4)	3(3.4)	3(4.0)	3(4.1)	5(3.8)	5(4.3)	4(3.8)	5(3.8)	4(2.9)	4(2.3)		3.80
		Sectional time (s)	15.60	17.15	16.88	16.73	15.48	15.86	15.93	15.72	15.12	14.33	14.07		
		Cumulative time (s)	172.87	157.27	140.12	123.24	106.51	91.03	75.17	59.24	43.52	28.40	14.07	3:21.08	
		Speed (m/s)	12.82	11.66	11.85	11.95	12.92	12.61	12.55	12.72	13.23	13.96	14.21	12.93	
		Stride length (m)	6.60	6.02	6.22	6.21	6.61	6.52	6.46	6.43	6.54	6.62	6.96	6.55	
		Stride duration (s)	0.515	0.516	0.525	0.520	0.512	0.517	0.514	0.506	0.494	0.474	0.490	0.507	
		Stride efficiency (%)	68.05	56.63	60.51	60.32	68.35	66.51	65.16	64.68	66.79	68.46	75.73	67.06	
		Stride count	30.31	33.22	32.14	32.19	30.24	30.66	30.97	31.09	30.59	30.22	28.73	396.90	

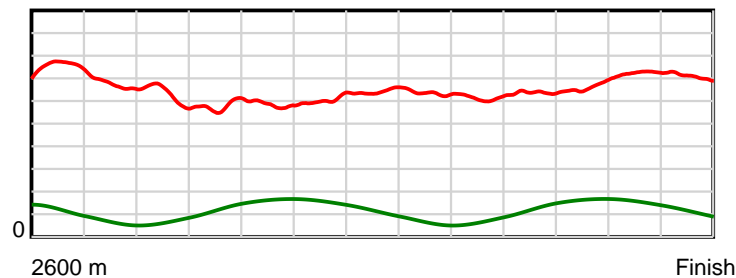
10 m Stride length



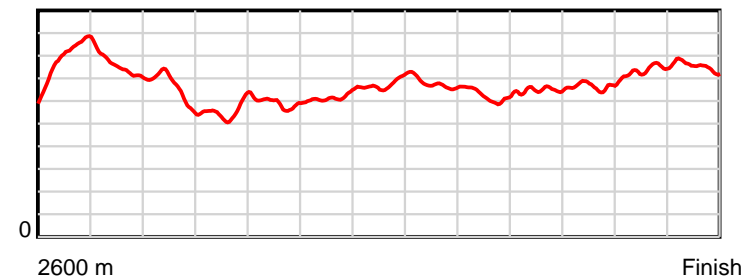
0.6 s Stride duration



20 m/sec Speed



100 % Stride efficiency



Note: Horizontal distance axis grid lines are 200m furlongs.

Disclaimer.

HRNZ and NZMTC and Thoroughbred Ratings Pty Ltd accepts no responsibility for the completeness or accuracy of any of the information contained herein, and makes no representations about its suitability for any particular purpose. Users should make their own judgements about those matters and/or seek independent advice. You assume all risks associated with use of the data provided on this page.



Race Results



April 12, 2019, Race 4, CLARKSON SIGNS - TRADITIONAL HANDCRAFTED SIGNS MOBILE PACE, Distance 2600m, Addington - Survey 3200m

Result	TAB no.	Horse (Barrier)	2600 to	2400m to
8th	3	Cindy Bromac (3)	2400m	2200m
		Position in running (margin)	-	5(4.1)
		Sectional time (s)	13.76	15.23
		Cumulative time (s)	201.09	187.33
		Speed (m/s)	14.54	13.13
		Stride length (m)	6.49	6.04
		Stride duration (s)	0.438	0.460
		Stride efficiency (%)	65.77	57.09
		Stride count	30.83	33.09

Disclaimer.

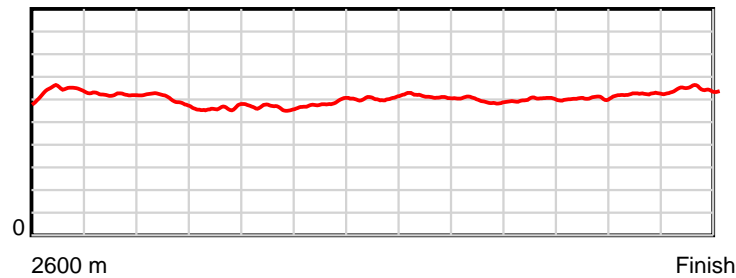
HRNZ and NZMTC and Thoroughbred Ratings Pty Ltd accepts no responsibility for the completeness or accuracy of any of the information contained herein, and makes no representations about its suitability for any particular purpose. Users should make their own judgements about those matters and/or seek independent advice. You assume all risks associated with use of the data provided on this page.

Race Results

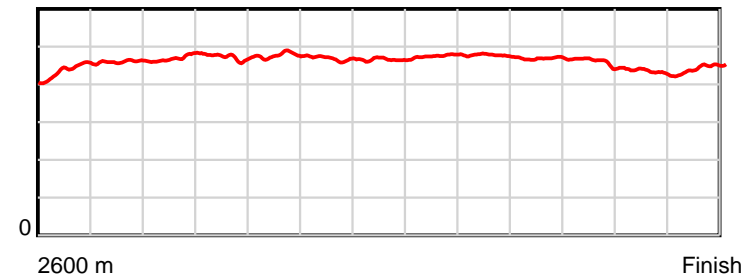
April 12, 2019, Race 4, CLARKSON SIGNS - TRADITIONAL HANDCRAFTED SIGNS MOBILE PACE, Distance 2600m, Addington - Survey 3200m

Result	TAB no.	Horse (Barrier)	2200m to	2000m to	1800m to	1600m to	1400m to	1200m to	1000m to	800m to	600m to	400m to	200m to	Total or	Margin
8th	3	Cindy Bromac (3)	2000m	1800m	1600m	1400m	1200m	1000m	800m	600m	400m	200m	WP	Average	
		Position in running (margin)	5(6.4)	5(6.3)	5(5.1)	5(6.8)	4(4.5)	4(3.4)	4(4.1)	5(3.8)	4(3.5)	6(4.2)	7(4.6)		3.90
		Sectional time (s)	15.53	16.77	17.08	16.33	15.34	15.88	15.98	15.66	15.38	14.50	13.65		
		Cumulative time (s)	172.10	156.57	139.80	122.72	106.39	91.05	75.17	59.19	43.53	28.15	13.65	3:21.09	
		Speed (m/s)	12.88	11.93	11.71	12.25	13.04	12.59	12.52	12.77	13.00	13.79	14.65	12.93	
		Stride length (m)	6.05	5.64	5.58	5.74	6.07	6.00	5.97	5.98	5.97	5.97	6.52	5.99	
		Stride duration (s)	0.470	0.473	0.477	0.469	0.465	0.476	0.477	0.469	0.459	0.433	0.445	0.463	
		Stride efficiency (%)	57.18	49.70	48.69	51.46	57.53	56.17	55.66	55.92	55.67	55.65	66.47	56.06	
		Stride count	33.06	35.46	35.83	34.85	32.96	33.36	33.51	33.43	33.51	33.52	30.67	434.08	

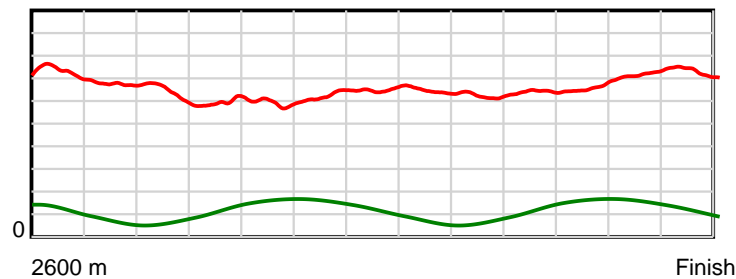
10 m Stride length



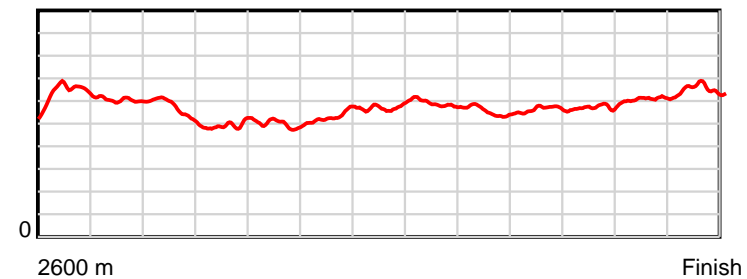
0.6 s Stride duration



20 m/sec Speed



100 % Stride efficiency



Note: Horizontal distance axis grid lines are 200m furlongs.

Disclaimer.

HRNZ and NZMTC and Thoroughbred Ratings Pty Ltd accepts no responsibility for the completeness or accuracy of any of the information contained herein, and makes no representations about its suitability for any particular purpose. Users should make their own judgements about those matters and/or seek independent advice. You assume all risks associated with use of the data provided on this page.



Race Results



April 12, 2019, Race 4, CLARKSON SIGNS - TRADITIONAL HANDCRAFTED SIGNS MOBILE PACE, Distance 2600m, Addington - Survey 3200m

Result	TAB no.	Horse (Barrier)	2600 to	2400m to
9th	4	Baker Creek (4)	2400m	2200m
		Position in running (margin)	-	9(9.0)
		Sectional time (s)	14.51	15.85
		Cumulative time (s)	201.12	186.61
		Speed (m/s)	13.78	12.62
		Stride length (m)	5.97	5.53
		Stride duration (s)	0.425	0.438
		Stride efficiency (%)	55.73	47.84
		Stride count	33.49	36.15

Disclaimer.

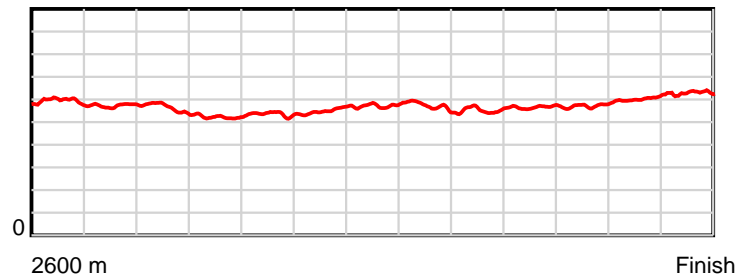
HRNZ and NZMTC and Thoroughbred Ratings Pty Ltd accepts no responsibility for the completeness or accuracy of any of the information contained herein, and makes no representations about its suitability for any particular purpose. Users should make their own judgements about those matters and/or seek independent advice. You assume all risks associated with use of the data provided on this page.

Race Results

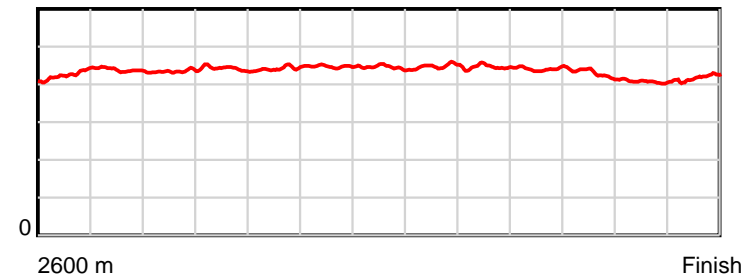
April 12, 2019, Race 4, CLARKSON SIGNS - TRADITIONAL HANDCRAFTED SIGNS MOBILE PACE, Distance 2600m, Addington - Survey 3200m

Result	TAB no.	Horse (Barrier)	2200m to	2000m to	1800m to	1600m to	1400m to	1200m to	1000m to	800m to	600m to	400m to	200m to	Total or	Margin
9th	4	Baker Creek (4)	2000m	1800m	1600m	1400m	1200m	1000m	800m	600m	400m	200m	WP	Average	
		Position in running (margin)	10(15.0)	10(13.4)	10(13.2)	9(11.1)	10(10.2)	11(11.0)	11(11.6)	11(12.1)	11(11.5)	11(11.0)	9(7.4)		4.10
		Sectional time (s)	15.27	16.95	16.44	16.57	15.64	15.88	16.10	15.63	15.18	13.84	13.26		
		Cumulative time (s)	170.76	155.49	138.54	122.10	105.53	89.89	74.01	57.91	42.28	27.10	13.26	3:21.12	
		Speed (m/s)	13.10	11.80	12.17	12.07	12.79	12.59	12.42	12.80	13.18	14.45	15.08	12.93	
		Stride length (m)	5.69	5.22	5.37	5.40	5.70	5.64	5.53	5.65	5.65	5.89	6.30	5.64	
		Stride duration (s)	0.435	0.442	0.441	0.448	0.446	0.448	0.445	0.441	0.428	0.407	0.418	0.437	
		Stride efficiency (%)	50.64	42.56	45.07	45.62	50.73	49.71	47.82	49.83	49.80	54.19	62.06	49.79	
		Stride count	35.13	38.32	37.24	37.02	35.10	35.46	36.15	35.42	35.43	33.96	31.74	460.61	

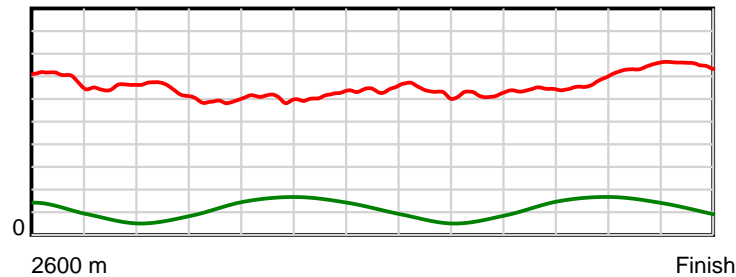
10 m Stride length



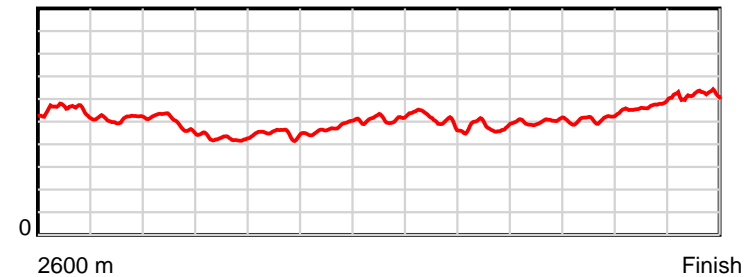
0.6 s Stride duration



20 m/sec Speed



100 % Stride efficiency



Note: Horizontal distance axis grid lines are 200m furlongs.

Disclaimer.

HRNZ and NZMTC and Thoroughbred Ratings Pty Ltd accepts no responsibility for the completeness or accuracy of any of the information contained herein, and makes no representations about its suitability for any particular purpose. Users should make their own judgements about those matters and/or seek independent advice. You assume all risks associated with use of the data provided on this page.



Race Results



April 12, 2019, Race 4, CLARKSON SIGNS - TRADITIONAL HANDCRAFTED SIGNS MOBILE PACE, Distance 2600m, Addington - Survey 3200m

Result	TAB no.	Horse (Barrier)	2600 to	2400m to
10th	8	Jungle Gem (8)	2400m	2200m
		Position in running (margin)	-	11(10.1)
		Sectional time (s)	14.54	15.96
		Cumulative time (s)	201.15	186.61
		Speed (m/s)	13.76	12.53
		Stride length (m)	6.29	5.80
		Stride duration (s)	0.453	0.462
		Stride efficiency (%)	61.78	52.48
		Stride count	31.81	34.51

Disclaimer.

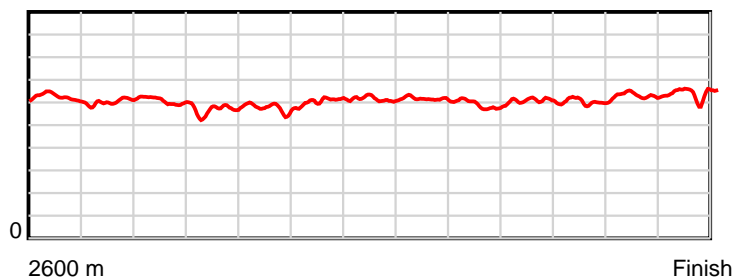
HRNZ and NZMTC and Thoroughbred Ratings Pty Ltd accepts no responsibility for the completeness or accuracy of any of the information contained herein, and makes no representations about its suitability for any particular purpose. Users should make their own judgements about those matters and/or seek independent advice. You assume all risks associated with use of the data provided on this page.

Race Results

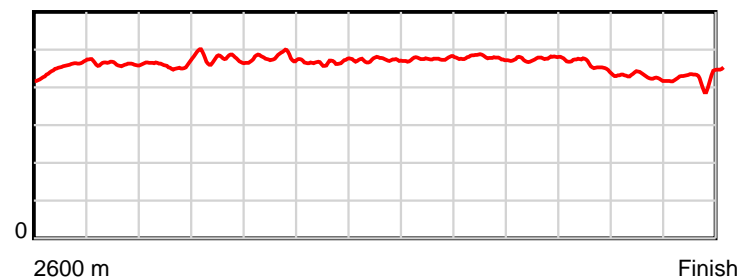
April 12, 2019, Race 4, CLARKSON SIGNS - TRADITIONAL HANDCRAFTED SIGNS MOBILE PACE, Distance 2600m, Addington - Survey 3200m

Result	TAB no.	Horse (Barrier)	2200m to	2000m to	1800m to	1600m to	1400m to	1200m to	1000m to	800m to	600m to	400m to	200m to	Total or	Margin
10th	8	Jungle Gem (8)	2000m	1800m	1600m	1400m	1200m	1000m	800m	600m	400m	200m	WP	Average	
		Position in running (margin)	11(16.9)	11(14.8)	11(14.4)	11(15.6)	11(10.9)	10(9.5)	10(9.1)	10(9.9)	10(9.7)	10(9.7)	11(7.6)		4.20
		Sectional time (s)	15.20	16.92	16.98	15.94	15.29	15.70	16.16	15.69	15.26	14.09	13.42		
		Cumulative time (s)	170.65	155.45	138.53	121.55	105.61	90.32	74.62	58.46	42.77	27.51	13.42	3:21.15	
		Speed (m/s)	13.16	11.82	11.78	12.55	13.08	12.74	12.38	12.75	13.11	14.19	14.90	12.93	
		Stride length (m)	6.07	5.63	5.66	5.84	6.18	6.07	5.92	6.07	5.96	6.05	6.42	5.99	
		Stride duration (s)	0.461	0.476	0.481	0.466	0.472	0.477	0.478	0.476	0.455	0.426	0.431	0.463	
		Stride efficiency (%)	57.52	49.54	50.13	53.38	59.63	57.62	54.68	57.49	55.56	57.21	64.48	56.04	
		Stride count	32.97	35.52	35.31	34.22	32.38	32.94	33.81	32.97	33.54	33.06	31.14	434.18	

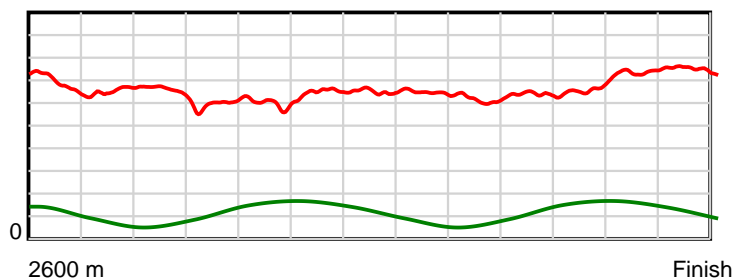
10 m Stride length



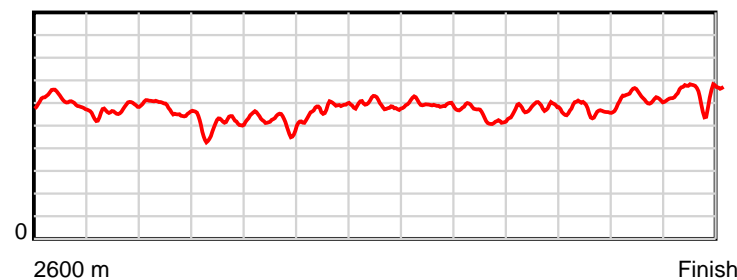
0.6 s Stride duration



20 m/sec Speed



100 % Stride efficiency



Note: Horizontal distance axis grid lines are 200m furlongs.

Disclaimer.

HRNZ and NZMTC and Thoroughbred Ratings Pty Ltd accepts no responsibility for the completeness or accuracy of any of the information contained herein, and makes no representations about its suitability for any particular purpose. Users should make their own judgements about those matters and/or seek independent advice. You assume all risks associated with use of the data provided on this page.



Race Results



April 12, 2019, Race 4, CLARKSON SIGNS - TRADITIONAL HANDCRAFTED SIGNS MOBILE PACE, Distance 2600m, Addington - Survey 3200m

Result	TAB no.	Horse (Barrier)	2600 to	2400m to
11th	11	Zippidy Doodah (11)	2400m	2200m
		Position in running (margin)	-	8(7.6)
		Sectional time (s)	14.02	15.00
		Cumulative time (s)	202.33	188.31
		Speed (m/s)	14.27	13.33
		Stride length (m)	6.43	6.11
		Stride duration (s)	0.438	0.458
		Stride efficiency (%)	64.65	58.33
		Stride count	31.09	32.74

Disclaimer.

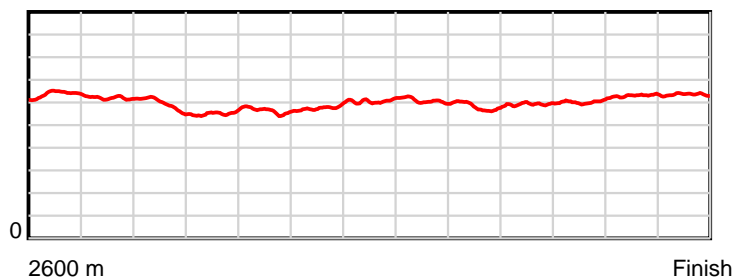
HRNZ and NZMTC and Thoroughbred Ratings Pty Ltd accepts no responsibility for the completeness or accuracy of any of the information contained herein, and makes no representations about its suitability for any particular purpose. Users should make their own judgements about those matters and/or seek independent advice. You assume all risks associated with use of the data provided on this page.

Race Results

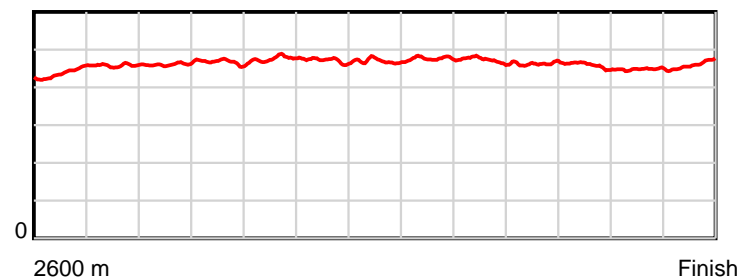
April 12, 2019, Race 4, CLARKSON SIGNS - TRADITIONAL HANDCRAFTED SIGNS MOBILE PACE, Distance 2600m, Addington - Survey 3200m

Result	TAB no.	Horse (Barrier)	2200m to	2000m to	1800m to	1600m to	1400m to	1200m to	1000m to	800m to	600m to	400m to	200m to	Total or	Margin
11th	11	Zippidy Doodah (11)	2000m	1800m	1600m	1400m	1200m	1000m	800m	600m	400m	200m	WP	Average	
		Position in running (margin)	7(8.6)	6(8.0)	7(7.9)	7(8.4)	8(7.8)	9(7.4)	8(7.8)	9(7.9)	9(7.8)	9(7.2)	10(7.6)		10.80
		Sectional time (s)	15.46	16.95	16.88	16.61	15.46	15.84	16.05	15.70	15.17	14.50	14.69		
		Cumulative time (s)	173.31	157.85	140.90	124.02	107.41	91.95	76.11	60.06	44.36	29.19	14.69	3:22.33	
		Speed (m/s)	12.94	11.80	11.85	12.04	12.94	12.63	12.46	12.74	13.18	13.79	13.61	12.85	
		Stride length (m)	5.96	5.52	5.64	5.67	6.07	6.02	5.88	5.90	6.03	6.17	6.29	5.97	
		Stride duration (s)	0.460	0.468	0.476	0.471	0.469	0.476	0.472	0.463	0.458	0.447	0.462	0.464	
		Stride efficiency (%)	55.48	47.59	49.65	50.30	57.63	56.57	54.09	54.31	56.91	59.50	61.82	55.62	
		Stride count	33.57	36.24	35.48	35.25	32.93	33.24	33.99	33.92	33.14	32.41	31.80	435.80	

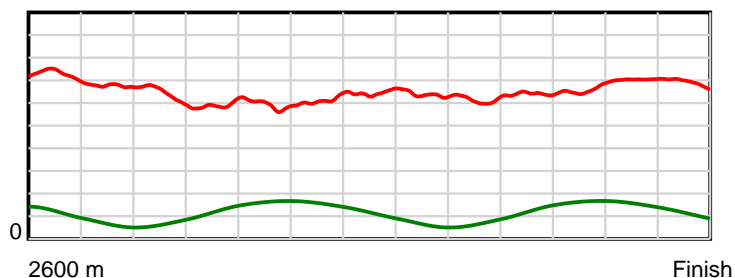
10 m Stride length



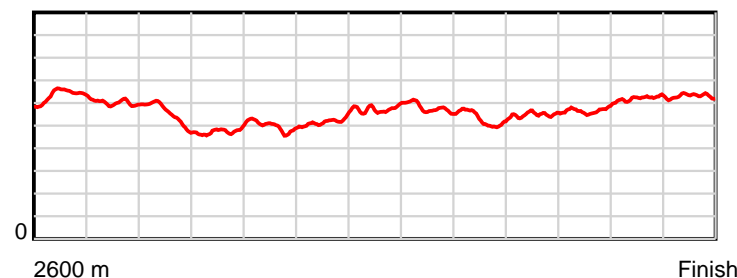
0.6 s Stride duration



20 m/sec Speed



100 % Stride efficiency



Note: Horizontal distance axis grid lines are 200m furlongs.

Disclaimer.

HRNZ and NZMTC and Thoroughbred Ratings Pty Ltd accepts no responsibility for the completeness or accuracy of any of the information contained herein, and makes no representations about its suitability for any particular purpose. Users should make their own judgements about those matters and/or seek independent advice. You assume all risks associated with use of the data provided on this page.