



## Race Results

NZ Metropolitan Trotting Club Inc, HRNZ, April 12, 2019

Compilation date: April 12, 2019, 2:40:11 PM (NZST)

Copyright © 2019 HRNZ and NZMTC. All rights reserved.

### Trademarks.

StrideMASTER is a registered trademark of Thoroughbred Ratings Pty Ltd.

### Disclaimer.

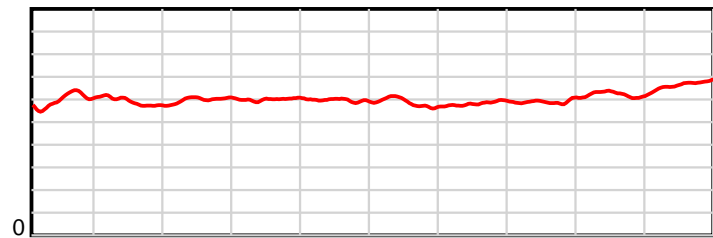
HRNZ and NZMTC and Thoroughbred Ratings Pty Ltd accepts no responsibility for the completeness or accuracy of any of the information contained herein, and makes no representations about its suitability for any particular purpose. Users should make their own judgements about those matters and/or seek independent advice. You assume all risks associated with use of the data provided on this page.

# Race Results

April 12, 2019, Race 5, CLARKSON SIGNS - DIGITALLY PRINTED SIGNAGE MOBILE PACE, Distance 1980m, Addington - Survey 1980m

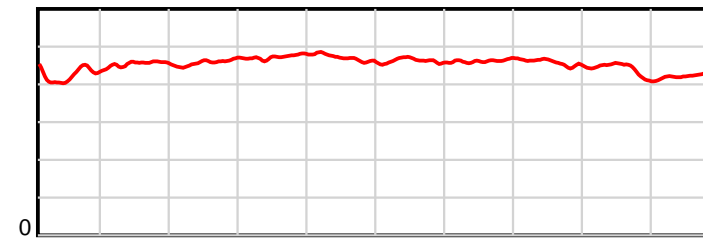
Result	TAB no.	Horse (Barrier)	1980 to	1800m to	1600m to	1400m to	1200m to	1000m to	800m to	600m to	400m to	200m to	Total or	Margin
1st	6	Cullens Bet (5)	1800m	1600m	1400m	1200m	1000m	800m	600m	400m	200m	WP	Average	
		Position in running (margin)	-	1(0.0)	2(1.8)	2(2.2)	2(2.3)	3(1.9)	3(1.6)	3(1.7)	5(1.9)	3(1.2)		0.00
		Sectional time (s)	12.39	15.49	15.41	15.62	15.89	15.68	15.85	15.49	14.15	12.86		
		Cumulative time (s)	148.83	136.44	120.95	105.54	89.92	74.03	58.35	42.50	27.01	12.86	2:28.83	
		Speed (m/s)	14.53	12.91	12.98	12.80	12.59	12.76	12.62	12.91	14.13	15.55	13.30	
		Stride length (m)	6.02	5.87	5.95	6.05	5.90	5.90	5.84	5.90	6.19	6.66	6.02	
		Stride duration (s)	0.423	0.455	0.458	0.473	0.469	0.463	0.463	0.457	0.438	0.428	0.452	
		Stride efficiency (%)	56.71	53.84	55.32	57.26	54.40	54.40	53.24	54.38	59.81	69.33	56.62	
		Stride count	29.88	34.07	33.61	33.04	33.90	33.90	34.27	33.90	32.33	30.03	328.93	

10 m Stride length



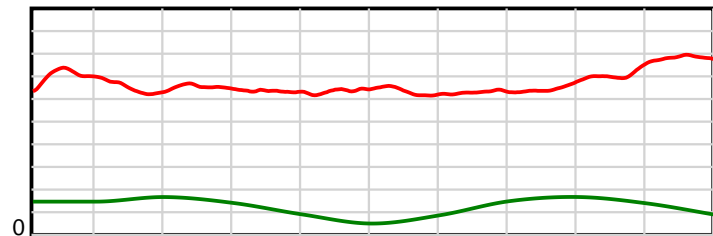
1980 m Finish

0.6 s Stride duration



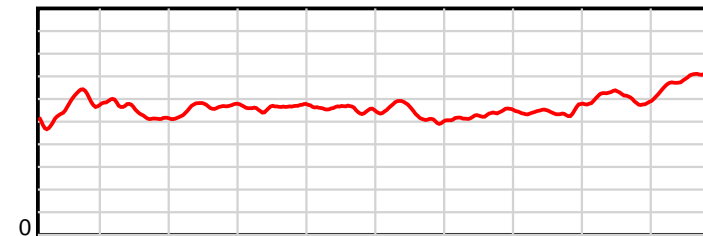
1980 m Finish

20 m/sec Speed



1980 m Finish

100 % Stride efficiency



1980 m Finish

Note: Horizontal distance axis grid lines are 200m furlongs.

## Disclaimer.

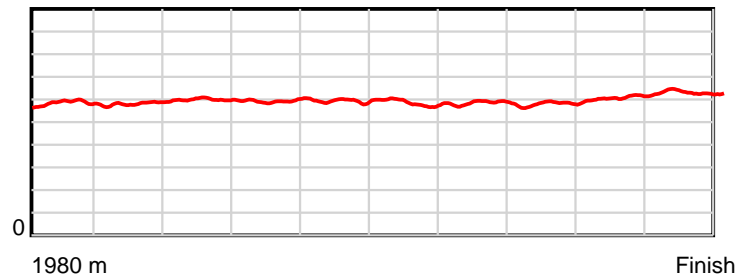
HRNZ and NZMTC and Thoroughbred Ratings Pty Ltd accepts no responsibility for the completeness or accuracy of any of the information contained herein, and makes no representations about its suitability for any particular purpose. Users should make their own judgements about those matters and/or seek independent advice. You assume all risks associated with use of the data provided on this page.

# Race Results

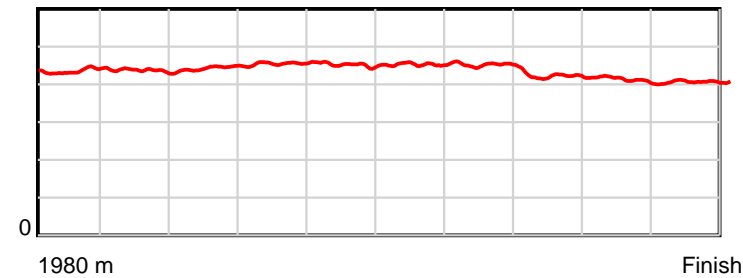
April 12, 2019, Race 5, CLARKSON SIGNS - DIGITALLY PRINTED SIGNAGE MOBILE PACE, Distance 1980m, Addington - Survey 1980m

Result	TAB no.	Horse (Barrier)	1980 to	1800m to	1600m to	1400m to	1200m to	1000m to	800m to	600m to	400m to	200m to	Total or	Margin
2nd	14	<b>Stunin Magic (12)</b>	<b>1800m</b>	<b>1600m</b>	<b>1400m</b>	<b>1200m</b>	<b>1000m</b>	<b>800m</b>	<b>600m</b>	<b>400m</b>	<b>200m</b>	<b>WP</b>	<b>Average</b>	
		Position in running (margin)	-	8(6.9)	8(8.1)	7(7.6)	7(6.6)	6(4.5)	6(5.6)	6(4.1)	2(1.1)	1(0.0)		0.30
		Sectional time (s)	13.84	15.39	15.25	15.43	15.62	15.90	15.60	14.96	14.07	12.82		
		Cumulative time (s)	148.88	135.04	119.65	104.40	88.97	73.35	57.45	41.85	26.89	12.82	2:28.88	
		Speed (m/s)	13.01	13.00	13.11	12.96	12.80	12.58	12.82	13.37	14.21	15.60	13.30	
		Stride length (m)	5.82	5.68	5.81	5.90	5.79	5.70	5.77	5.62	5.85	6.36	5.82	
		Stride duration (s)	0.435	0.437	0.443	0.455	0.452	0.453	0.450	0.420	0.411	0.407	0.438	
		Stride efficiency (%)	53.00	50.40	52.76	54.37	52.30	50.80	52.11	49.34	53.44	63.11	53.00	
		Stride count	30.91	35.22	34.42	33.91	34.57	35.08	34.63	35.59	34.20	31.47	340.00	

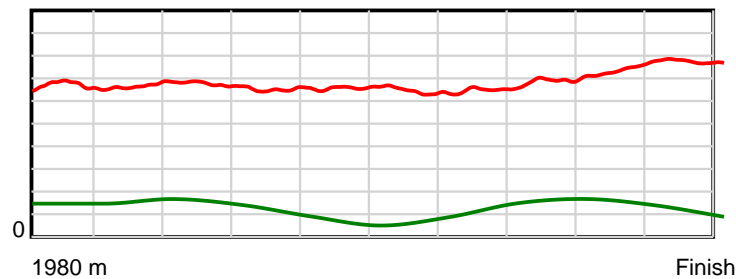
10 m Stride length



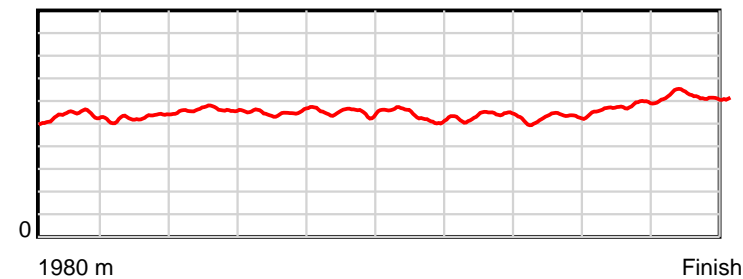
0.6 s Stride duration



20 m/sec Speed



100 % Stride efficiency



Note: Horizontal distance axis grid lines are 200m furlongs.

## Disclaimer.

HRNZ and NZMTC and Thoroughbred Ratings Pty Ltd accepts no responsibility for the completeness or accuracy of any of the information contained herein, and makes no representations about its suitability for any particular purpose. Users should make their own judgements about those matters and/or seek independent advice. You assume all risks associated with use of the data provided on this page.

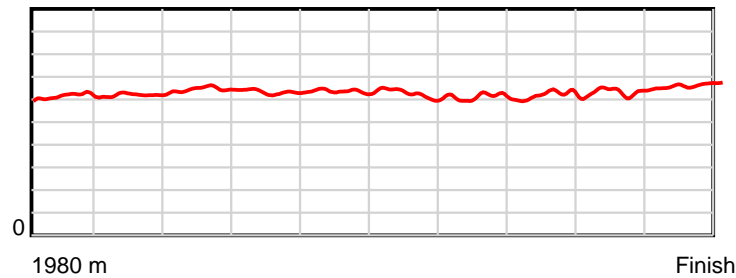


# Race Results

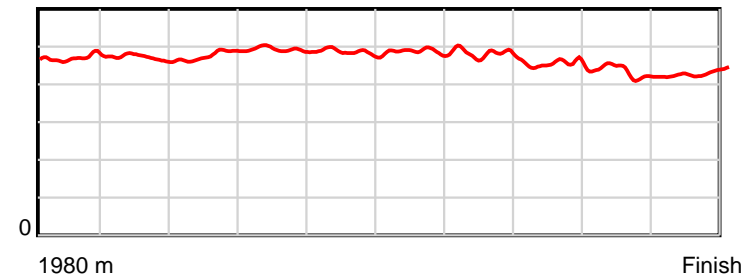
April 12, 2019, Race 5, CLARKSON SIGNS - DIGITALLY PRINTED SIGNAGE MOBILE PACE, Distance 1980m, Addington - Survey 1980m

Result	TAB no.	Horse (Barrier)	1980 to	1800m to	1600m to	1400m to	1200m to	1000m to	800m to	600m to	400m to	200m to	Total or	Margin
3rd	11	<b>Lottie Moon (10)</b>	<b>1800m</b>	<b>1600m</b>	<b>1400m</b>	<b>1200m</b>	<b>1000m</b>	<b>800m</b>	<b>600m</b>	<b>400m</b>	<b>200m</b>	<b>WP</b>	<b>Average</b>	
		Position in running (margin)	-	10(9.1)	9(10.2)	9(9.0)	9(8.0)	8(6.3)	8(6.6)	9(5.9)	6(2.8)	4(1.4)		1.80
		Sectional time (s)	14.00	15.36	15.15	15.43	15.68	15.77	15.72	14.94	14.03	13.07		
		Cumulative time (s)	149.15	135.15	119.79	104.64	89.21	73.53	57.76	42.04	27.10	13.07	2:29.15	
		Speed (m/s)	12.86	13.02	13.20	12.96	12.76	12.68	12.72	13.39	14.26	15.30	13.28	
		Stride length (m)	6.17	6.13	6.30	6.38	6.19	6.19	6.12	6.05	6.15	6.61	6.23	
		Stride duration (s)	0.471	0.471	0.477	0.493	0.485	0.488	0.481	0.452	0.431	0.432	0.469	
		Stride efficiency (%)	59.48	58.71	62.09	63.69	59.95	59.92	58.44	57.19	59.10	68.28	60.58	
		Stride count	29.18	32.63	31.73	31.33	32.29	32.30	32.70	33.06	32.52	30.26	318.00	

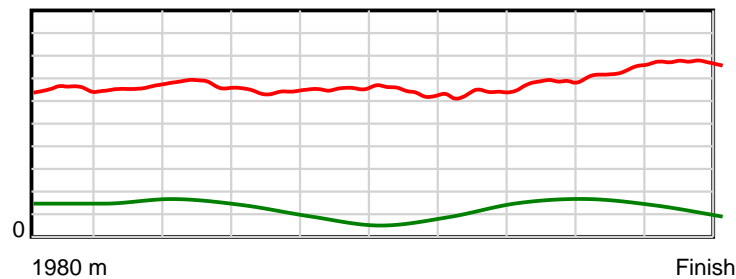
10 m Stride length



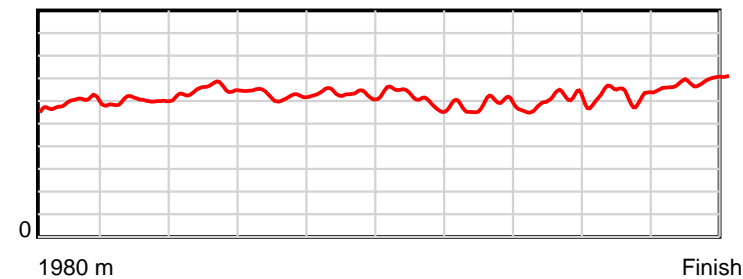
0.6 s Stride duration



20 m/sec Speed



100 % Stride efficiency



Note: Horizontal distance axis grid lines are 200m furlongs.

## Disclaimer.

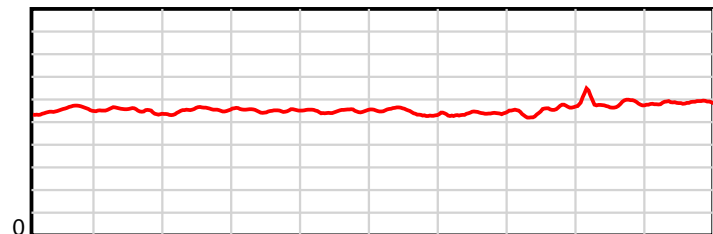
HRNZ and NZMTC and Thoroughbred Ratings Pty Ltd accepts no responsibility for the completeness or accuracy of any of the information contained herein, and makes no representations about its suitability for any particular purpose. Users should make their own judgements about those matters and/or seek independent advice. You assume all risks associated with use of the data provided on this page.

# Race Results

April 12, 2019, Race 5, CLARKSON SIGNS - DIGITALLY PRINTED SIGNAGE MOBILE PACE, Distance 1980m, Addington - Survey 1980m

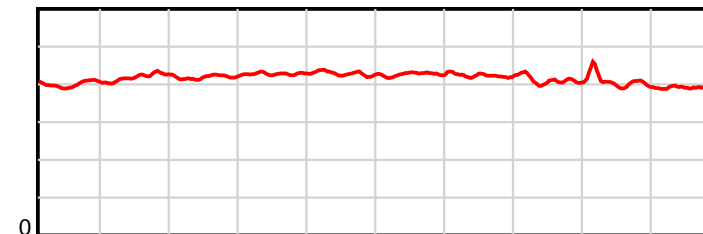
Result	TAB no.	Horse (Barrier)	1980 to	1800m to	1600m to	1400m to	1200m to	1000m to	800m to	600m to	400m to	200m to	Total or	Margin
4th	10	Uno Mia (9)	1800m	1600m	1400m	1200m	1000m	800m	600m	400m	200m	WP	Average	
		Position in running (margin)	-	5(4.5)	6(5.8)	6(5.8)	6(5.7)	7(5.5)	7(5.9)	8(5.5)	8(3.7)	6(3.1)		5.70
		Sectional time (s)	13.37	15.39	15.35	15.59	15.93	15.78	15.77	15.15	14.17	13.36		
		Cumulative time (s)	149.86	136.49	121.10	105.75	90.16	74.23	58.45	42.68	27.53	13.36	2:29.86	
		Speed (m/s)	13.47	13.00	13.03	12.83	12.55	12.67	12.68	13.20	14.11	14.97	13.21	
		Stride length (m)	5.52	5.45	5.46	5.49	5.39	5.41	5.36	5.41	5.71	5.86	5.50	
		Stride duration (s)	0.400	0.420	0.419	0.428	0.429	0.427	0.422	0.410	0.404	0.391	0.416	
		Stride efficiency (%)	47.62	46.45	46.56	47.05	45.34	45.68	44.81	45.79	50.91	53.61	47.27	
		Stride count	32.61	36.68	36.64	36.45	37.13	36.99	37.35	36.95	35.04	34.15	359.99	

10 m Stride length



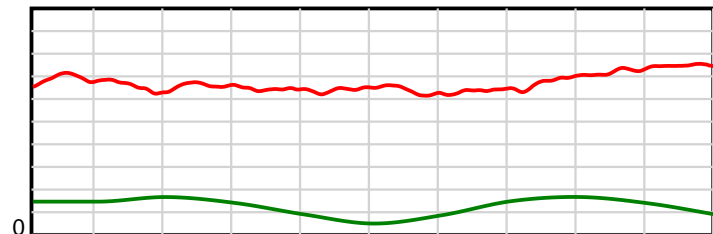
1980 m Finish

0.6 s Stride duration



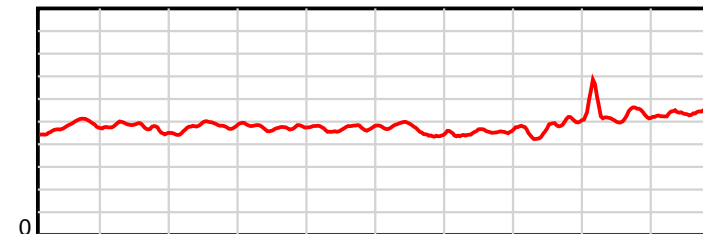
1980 m Finish

20 m/sec Speed



1980 m Finish

100 % Stride efficiency



1980 m Finish

Note: Horizontal distance axis grid lines are 200m furlongs.

## Disclaimer.

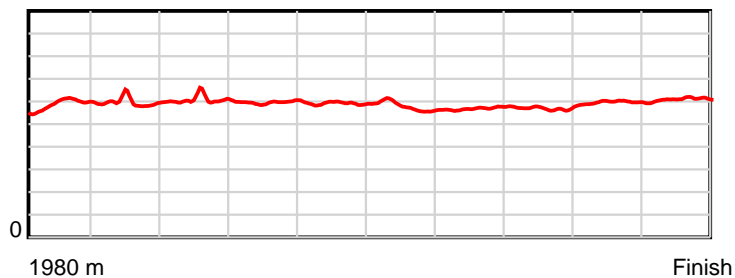
HRNZ and NZMTC and Thoroughbred Ratings Pty Ltd accepts no responsibility for the completeness or accuracy of any of the information contained herein, and makes no representations about its suitability for any particular purpose. Users should make their own judgements about those matters and/or seek independent advice. You assume all risks associated with use of the data provided on this page.

# Race Results

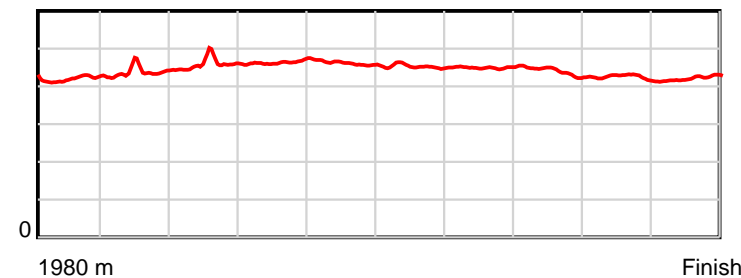
April 12, 2019, Race 5, CLARKSON SIGNS - DIGITALLY PRINTED SIGNAGE MOBILE PACE, Distance 1980m, Addington - Survey 1980m

Result	TAB no.	Horse (Barrier)	1980 to	1800m to	1600m to	1400m to	1200m to	1000m to	800m to	600m to	400m to	200m to	Total or	Margin
5th	8	Katchalight (7)	1800m	1600m	1400m	1200m	1000m	800m	600m	400m	200m	WP	Average	
		Position in running (margin)	-	2(1.0)	1(0.0)	1(0.0)	1(0.0)	1(0.0)	1(0.0)	1(0.0)	1(0.0)	2(0.6)		5.90
		Sectional time (s)	12.82	15.01	15.35	15.60	15.96	15.72	15.84	15.46	14.35	13.78		
		Cumulative time (s)	149.89	137.07	122.06	106.71	91.11	75.15	59.43	43.59	28.13	13.78	2:29.89	
		Speed (m/s)	14.04	13.32	13.03	12.82	12.53	12.72	12.63	12.94	13.94	14.51	13.21	
		Stride length (m)	5.91	5.81	5.95	5.95	5.78	5.75	5.69	5.68	5.91	6.13	5.85	
		Stride duration (s)	0.420	0.436	0.457	0.464	0.461	0.452	0.450	0.439	0.424	0.422	0.443	
		Stride efficiency (%)	54.52	52.82	55.39	55.33	52.12	51.68	50.51	50.35	54.52	58.64	53.50	
		Stride count	30.47	34.40	33.59	33.61	34.63	34.78	35.18	35.23	33.86	32.65	338.40	

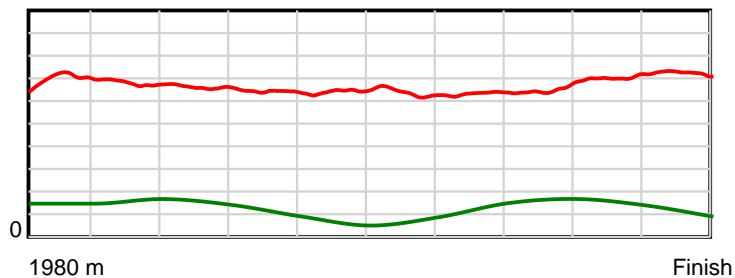
10 m Stride length



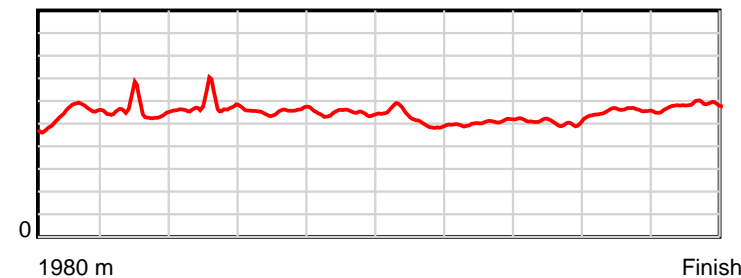
0.6 s Stride duration



20 m/sec Speed



100 % Stride efficiency



Note: Horizontal distance axis grid lines are 200m furlongs.

## Disclaimer.

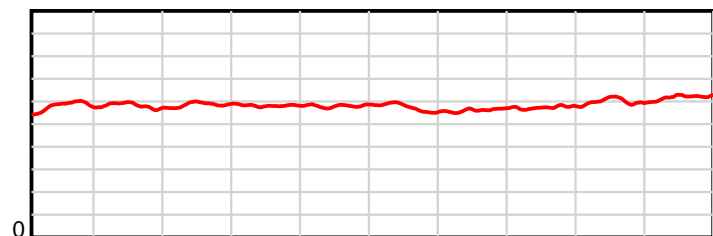
HRNZ and NZMTC and Thoroughbred Ratings Pty Ltd accepts no responsibility for the completeness or accuracy of any of the information contained herein, and makes no representations about its suitability for any particular purpose. Users should make their own judgements about those matters and/or seek independent advice. You assume all risks associated with use of the data provided on this page.

# Race Results

April 12, 2019, Race 5, CLARKSON SIGNS - DIGITALLY PRINTED SIGNAGE MOBILE PACE, Distance 1980m, Addington - Survey 1980m

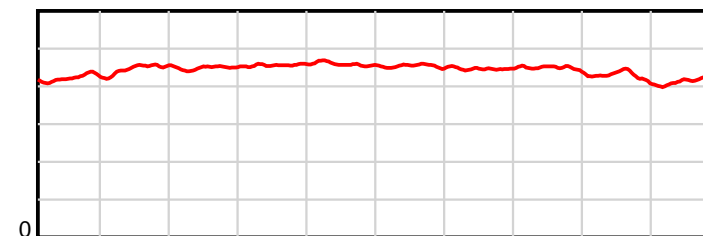
Result	TAB no.	Horse (Barrier)	1980 to	1800m to	1600m to	1400m to	1200m to	1000m to	800m to	600m to	400m to	200m to	Total or	Margin
6th	2	Dixie Reign (1)	1800m	1600m	1400m	1200m	1000m	800m	600m	400m	200m	WP	Average	
		Position in running (margin)	-	3(2.2)	4(3.9)	4(4.1)	4(4.0)	5(3.9)	5(4.0)	5(3.6)	9(4.2)	7(3.9)		6.70
		Sectional time (s)	13.08	15.46	15.37	15.60	15.94	15.74	15.77	15.55	14.21	13.32		
		Cumulative time (s)	150.04	136.96	121.50	106.13	90.53	74.59	58.85	43.08	27.53	13.32	2:30.04	
		Speed (m/s)	13.77	12.94	13.01	12.82	12.55	12.71	12.68	12.86	14.07	15.02	13.20	
		Stride length (m)	5.86	5.79	5.84	5.85	5.76	5.76	5.66	5.76	6.01	6.26	5.85	
		Stride duration (s)	0.423	0.447	0.449	0.456	0.459	0.454	0.447	0.448	0.427	0.417	0.443	
		Stride efficiency (%)	53.72	52.32	53.32	53.50	51.82	51.89	50.09	51.79	56.53	61.18	53.50	
		Stride count	30.70	34.56	34.24	34.18	34.73	34.71	35.32	34.74	33.25	31.96	338.39	

10 m Stride length



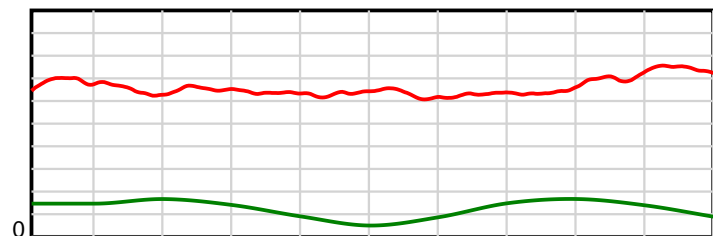
1980 m Finish

0.6 s Stride duration



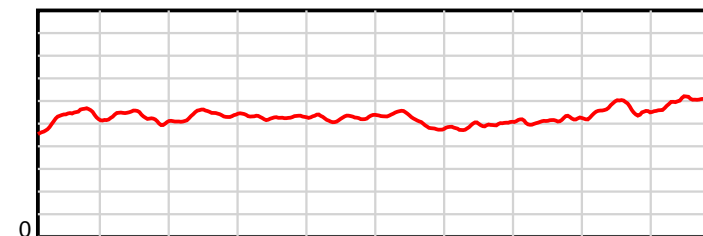
1980 m Finish

20 m/sec Speed



1980 m Finish

100 % Stride efficiency



1980 m Finish

Note: Horizontal distance axis grid lines are 200m furlongs.

## Disclaimer.

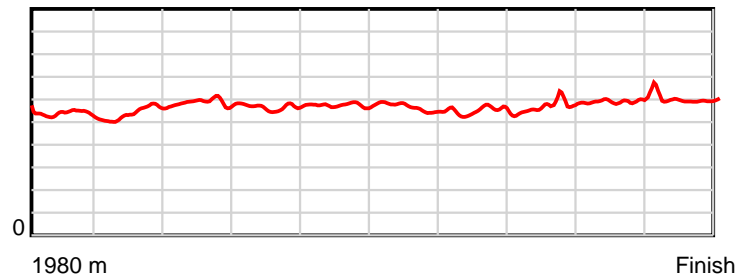
HRNZ and NZMTC and Thoroughbred Ratings Pty Ltd accepts no responsibility for the completeness or accuracy of any of the information contained herein, and makes no representations about its suitability for any particular purpose. Users should make their own judgements about those matters and/or seek independent advice. You assume all risks associated with use of the data provided on this page.

# Race Results

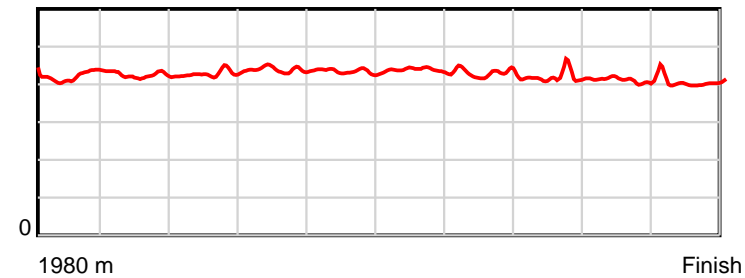
April 12, 2019, Race 5, CLARKSON SIGNS - DIGITALLY PRINTED SIGNAGE MOBILE PACE, Distance 1980m, Addington - Survey 1980m

Result	TAB no.	Horse (Barrier)	1980 to	1800m to	1600m to	1400m to	1200m to	1000m to	800m to	600m to	400m to	200m to	Total or	Margin
7th	9	Deanne Panya (8)	1800m	1600m	1400m	1200m	1000m	800m	600m	400m	200m	WP	Average	
		Position in running (margin)	-	11(9.6)	12(15.0)	12(12.4)	12(12.0)	12(9.8)	12(10.2)	14(9.6)	11(6.0)	8(5.4)		8.60
		Sectional time (s)	14.17	16.09	14.90	15.54	15.59	15.80	15.73	14.86	14.14	13.55		
		Cumulative time (s)	150.37	136.20	120.11	105.21	89.67	74.08	58.28	42.55	27.69	13.55	2:30.37	
		Speed (m/s)	12.71	12.43	13.42	12.87	12.83	12.66	12.71	13.46	14.14	14.76	13.17	
		Stride length (m)	5.35	5.28	5.75	5.65	5.57	5.54	5.46	5.61	5.83	5.95	5.59	
		Stride duration (s)	0.422	0.425	0.428	0.439	0.434	0.438	0.429	0.417	0.412	0.403	0.425	
		Stride efficiency (%)	44.66	43.56	51.63	49.87	48.50	47.98	46.59	49.15	53.05	55.25	48.89	
		Stride count	33.67	37.88	34.79	35.40	35.90	36.10	36.63	35.66	34.32	33.63	353.98	

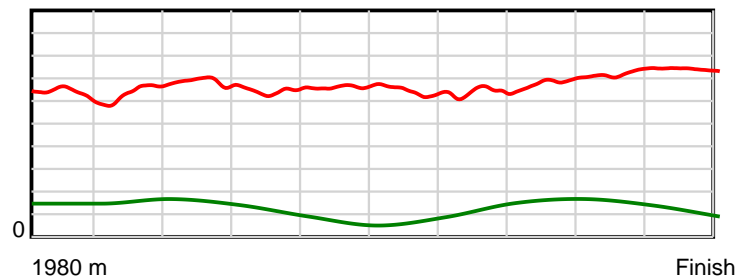
10 m Stride length



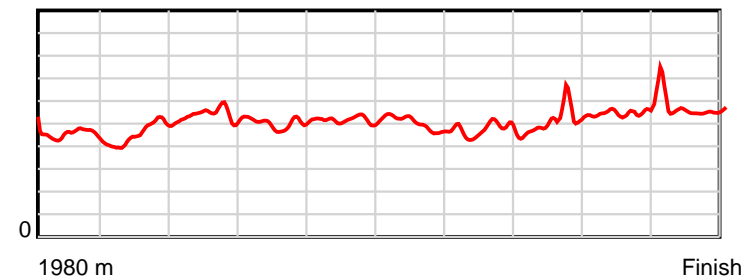
0.6 s Stride duration



20 m/sec Speed



100 % Stride efficiency



Note: Horizontal distance axis grid lines are 200m furlongs.

## Disclaimer.

HRNZ and NZMTC and Thoroughbred Ratings Pty Ltd accepts no responsibility for the completeness or accuracy of any of the information contained herein, and makes no representations about its suitability for any particular purpose. Users should make their own judgements about those matters and/or seek independent advice. You assume all risks associated with use of the data provided on this page.

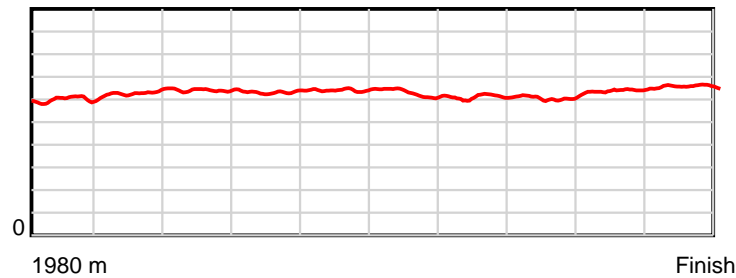


# Race Results

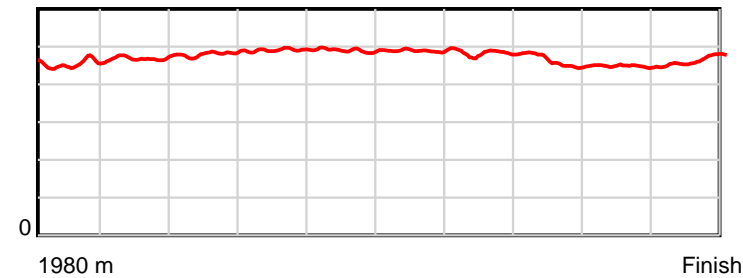
April 12, 2019, Race 5, CLARKSON SIGNS - DIGITALLY PRINTED SIGNAGE MOBILE PACE, Distance 1980m, Addington - Survey 1980m

Result	TAB no.	Horse (Barrier)	1980 to	1800m to	1600m to	1400m to	1200m to	1000m to	800m to	600m to	400m to	200m to	Total or	Margin
8th	5	Mrs Washington (4)	1800m	1600m	1400m	1200m	1000m	800m	600m	400m	200m	WP	Average	
		Position in running (margin)	-	6(5.3)	5(5.1)	5(5.2)	5(4.3)	4(2.6)	4(2.8)	4(2.2)	3(1.4)	5(1.7)		8.60
		Sectional time (s)	13.51	15.15	15.36	15.47	15.66	15.76	15.73	15.33	14.30	14.11		
		Cumulative time (s)	150.38	136.87	121.72	106.36	90.89	75.23	59.47	43.74	28.41	14.11	2:30.38	
		Speed (m/s)	13.33	13.20	13.02	12.93	12.77	12.69	12.71	13.05	13.99	14.17	13.17	
		Stride length (m)	6.03	6.19	6.26	6.34	6.26	6.21	6.12	5.99	6.25	6.59	6.22	
		Stride duration (s)	0.453	0.469	0.481	0.490	0.490	0.489	0.482	0.459	0.447	0.465	0.473	
		Stride efficiency (%)	56.74	59.92	61.26	62.82	61.18	60.30	58.56	56.11	61.12	67.88	60.51	
		Stride count	29.87	32.30	31.94	31.54	31.96	32.20	32.67	33.38	31.98	30.35	318.19	

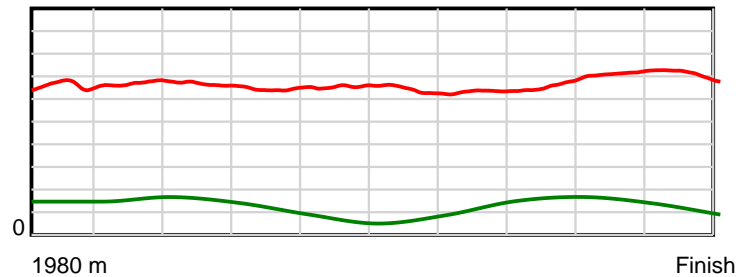
10 m Stride length



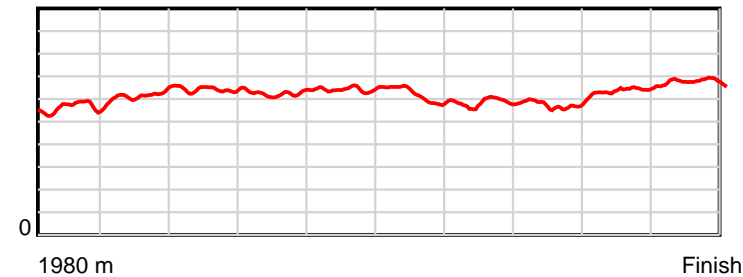
0.6 s Stride duration



20 m/sec Speed



100 % Stride efficiency



Note: Horizontal distance axis grid lines are 200m furlongs.

## Disclaimer.

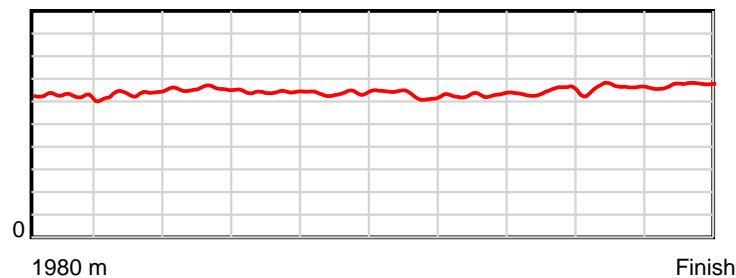
HRNZ and NZMTC and Thoroughbred Ratings Pty Ltd accepts no responsibility for the completeness or accuracy of any of the information contained herein, and makes no representations about its suitability for any particular purpose. Users should make their own judgements about those matters and/or seek independent advice. You assume all risks associated with use of the data provided on this page.

# Race Results

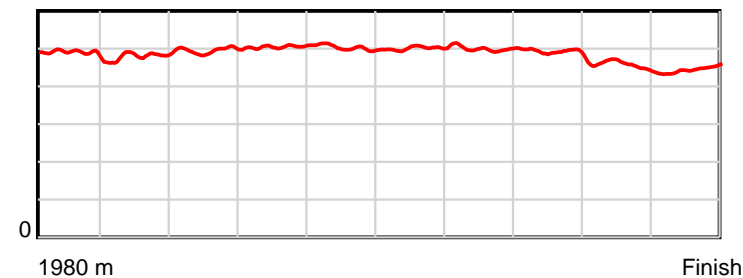
April 12, 2019, Race 5, CLARKSON SIGNS - DIGITALLY PRINTED SIGNAGE MOBILE PACE, Distance 1980m, Addington - Survey 1980m

Result	TAB no.	Horse (Barrier)	1980 to	1800m to	1600m to	1400m to	1200m to	1000m to	800m to	600m to	400m to	200m to	Total or	Margin
9th	12	<b>Night Lights (11)</b>	<b>1800m</b>	<b>1600m</b>	<b>1400m</b>	<b>1200m</b>	<b>1000m</b>	<b>800m</b>	<b>600m</b>	<b>400m</b>	<b>200m</b>	<b>WP</b>	<b>Average</b>	
		Position in running (margin)	-	13(11.1)	10(10.7)	10(9.9)	10(9.9)	11(8.8)	11(9.6)	13(9.6)	13(8.1)	12(7.7)		8.70
		Sectional time (s)	14.48	15.12	15.20	15.79	15.85	15.84	15.20	14.20	13.11			
		Cumulative time (s)	150.39	135.91	120.79	105.59	89.99	74.20	58.35	42.51	27.31	13.11	2:30.39	
		Speed (m/s)	12.43	13.23	13.16	12.82	12.67	12.62	12.63	13.16	14.08	15.26	13.17	
		Stride length (m)	6.22	6.35	6.52	6.47	6.37	6.32	6.31	6.46	6.42	6.80	6.42	
		Stride duration (s)	0.488	0.480	0.496	0.505	0.503	0.501	0.500	0.491	0.455	0.446	0.488	
		Stride efficiency (%)	60.41	62.99	66.43	65.50	63.35	62.40	62.26	65.31	64.31	72.22	64.45	
		Stride count	28.95	31.50	30.67	30.89	31.41	31.65	31.69	30.94	31.18	29.42	308.30	

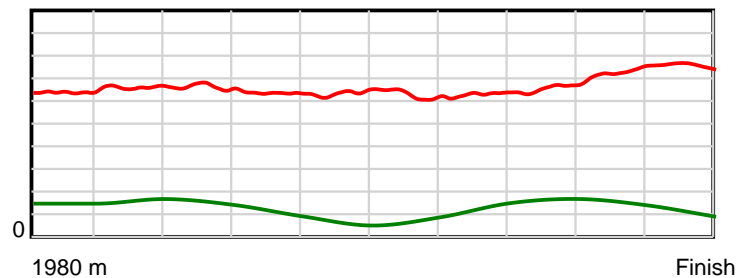
10 m Stride length



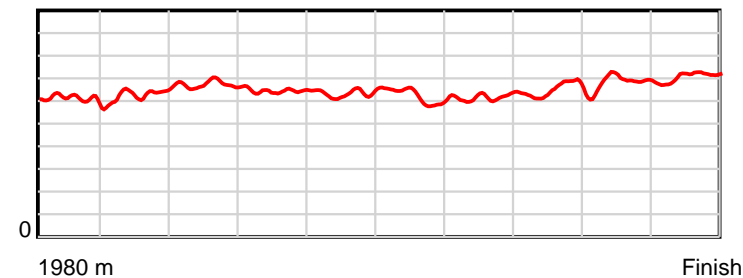
0.6 s Stride duration



20 m/sec Speed



100 % Stride efficiency



Note: Horizontal distance axis grid lines are 200m furlongs.

## Disclaimer.

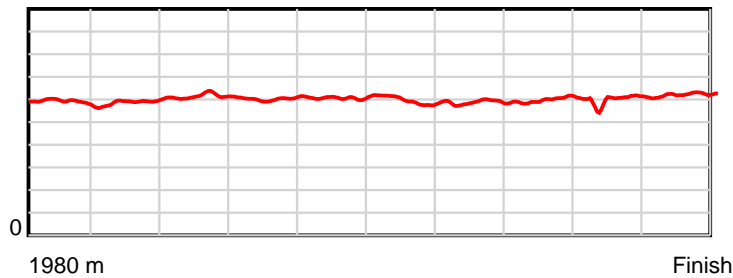
HRNZ and NZMTC and Thoroughbred Ratings Pty Ltd accepts no responsibility for the completeness or accuracy of any of the information contained herein, and makes no representations about its suitability for any particular purpose. Users should make their own judgements about those matters and/or seek independent advice. You assume all risks associated with use of the data provided on this page.

# Race Results

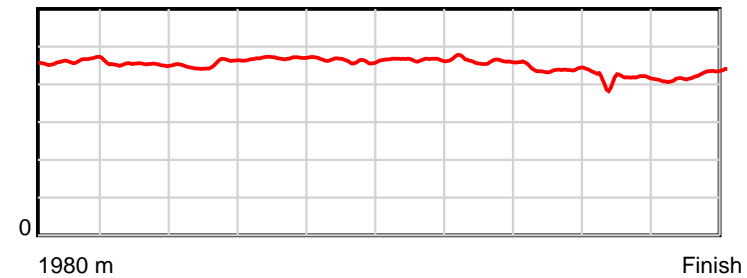
April 12, 2019, Race 5, CLARKSON SIGNS - DIGITALLY PRINTED SIGNAGE MOBILE PACE, Distance 1980m, Addington - Survey 1980m

Result	TAB no.	Horse (Barrier)	1980 to	1800m to	1600m to	1400m to	1200m to	1000m to	800m to	600m to	400m to	200m to	Total or	Margin
10th	15	<b>Smooth Debate (13)</b>	<b>1800m</b>	<b>1600m</b>	<b>1400m</b>	<b>1200m</b>	<b>1000m</b>	<b>800m</b>	<b>600m</b>	<b>400m</b>	<b>200m</b>	<b>WP</b>	<b>Average</b>	
		Position in running (margin)	-	12(10.9)	11(12.6)	11(10.6)	11(10.2)	10(8.1)	10(8.4)	10(7.7)	10(5.0)	9(5.4)		9.80
		Sectional time (s)	14.44	15.47	15.01	15.53	15.60	15.78	15.72	15.00	14.33	13.71		
		Cumulative time (s)	150.59	136.15	120.68	105.67	90.14	74.54	58.76	43.04	28.04	13.71	2:30.59	
		Speed (m/s)	12.47	12.93	13.32	12.88	12.82	12.67	12.72	13.33	13.96	14.59	13.15	
		Stride length (m)	5.92	5.85	6.05	6.05	5.94	5.90	5.88	5.85	5.77	6.20	5.94	
		Stride duration (s)	0.462	0.453	0.454	0.470	0.463	0.466	0.462	0.439	0.414	0.425	0.452	
		Stride efficiency (%)	54.80	53.51	57.12	57.18	55.07	54.36	54.09	53.50	52.08	60.11	55.12	
		Stride count	30.40	34.18	33.08	33.06	33.69	33.91	34.00	34.18	34.64	32.25	333.39	

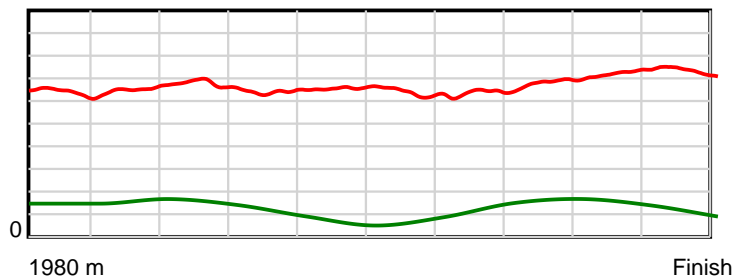
10 m Stride length



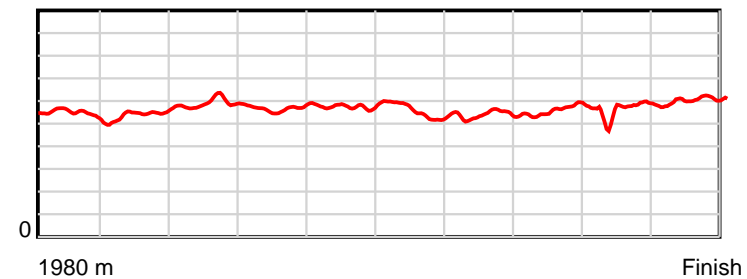
0.6 s Stride duration



20 m/sec Speed



100 % Stride efficiency



Note: Horizontal distance axis grid lines are 200m furlongs.

## Disclaimer.

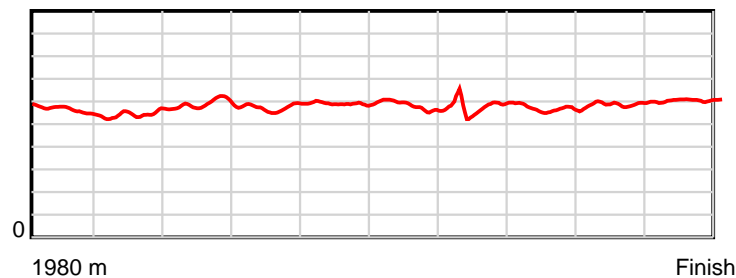
HRNZ and NZMTC and Thoroughbred Ratings Pty Ltd accepts no responsibility for the completeness or accuracy of any of the information contained herein, and makes no representations about its suitability for any particular purpose. Users should make their own judgements about those matters and/or seek independent advice. You assume all risks associated with use of the data provided on this page.

# Race Results

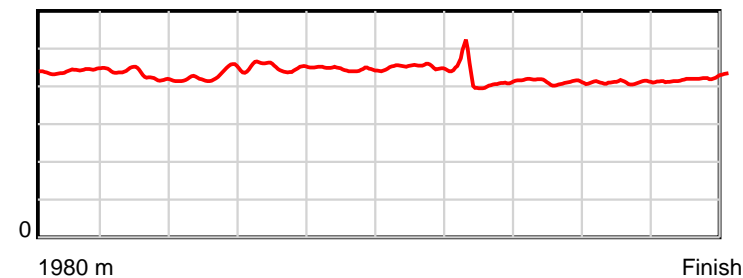
April 12, 2019, Race 5, CLARKSON SIGNS - DIGITALLY PRINTED SIGNAGE MOBILE PACE, Distance 1980m, Addington - Survey 1980m

Result	TAB no.	Horse (Barrier)	1980 to	1800m to	1600m to	1400m to	1200m to	1000m to	800m to	600m to	400m to	200m to	Total or	Margin
11th	16	<b>Already Gone (14)</b>	<b>1800m</b>	<b>1600m</b>	<b>1400m</b>	<b>1200m</b>	<b>1000m</b>	<b>800m</b>	<b>600m</b>	<b>400m</b>	<b>200m</b>	<b>WP</b>	<b>Average</b>	
		Position in running (margin)	-	14(12.5)	14(18.1)	13(14.3)	13(14.9)	13(12.2)	13(13.0)	7(5.1)	7(3.4)	10(5.6)		10.10
		Sectional time (s)	14.73	16.12	14.71	15.70	15.51	15.85	14.52	15.18	14.61	13.72		
		Cumulative time (s)	150.65	135.92	119.80	105.09	89.39	73.88	58.03	43.51	28.33	13.72	2:30.65	
		Speed (m/s)	12.22	12.41	13.60	12.74	12.89	12.62	13.77	13.18	13.69	14.58	13.14	
		Stride length (m)	5.61	5.36	5.83	5.75	5.74	5.69	5.76	5.43	5.62	6.16	5.69	
		Stride duration (s)	0.441	0.432	0.429	0.451	0.445	0.451	0.418	0.412	0.411	0.423	0.433	
		Stride efficiency (%)	49.18	44.89	53.17	51.64	51.55	50.57	51.79	46.12	49.38	59.35	50.57	
		Stride count	32.09	37.31	34.29	34.79	34.82	35.16	34.74	36.81	35.58	32.45	348.04	

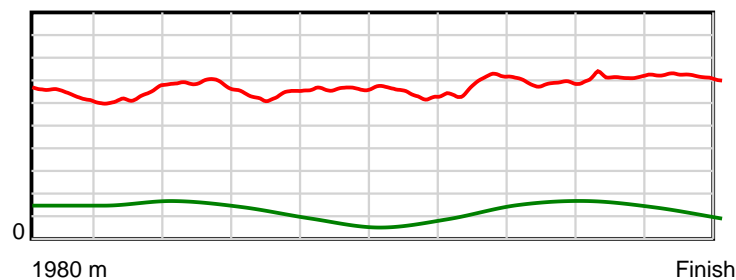
10 m Stride length



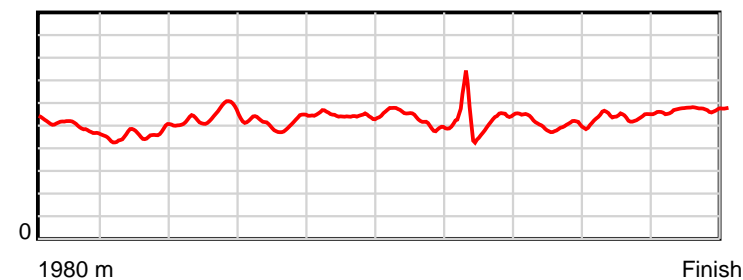
0.6 s Stride duration



20 m/sec Speed



100 % Stride efficiency



Note: Horizontal distance axis grid lines are 200m furlongs.

## Disclaimer.

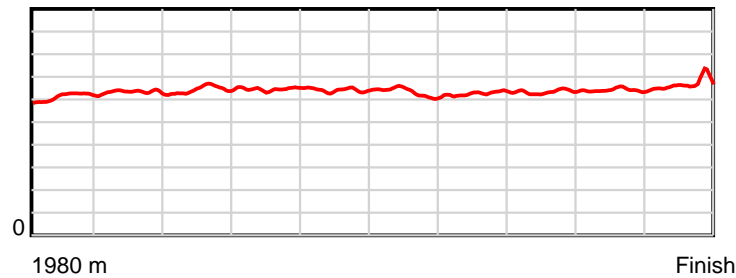
HRNZ and NZMTC and Thoroughbred Ratings Pty Ltd accepts no responsibility for the completeness or accuracy of any of the information contained herein, and makes no representations about its suitability for any particular purpose. Users should make their own judgements about those matters and/or seek independent advice. You assume all risks associated with use of the data provided on this page.

# Race Results

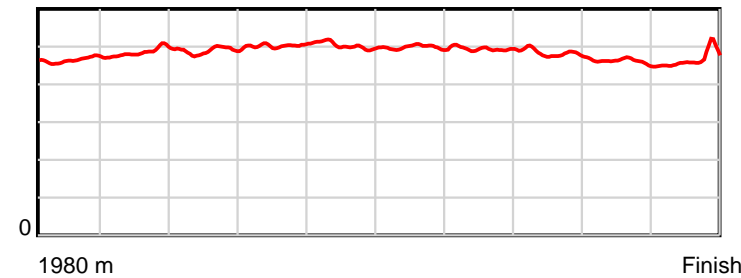
April 12, 2019, Race 5, CLARKSON SIGNS - DIGITALLY PRINTED SIGNAGE MOBILE PACE, Distance 1980m, Addington - Survey 1980m

Result	TAB no.	Horse (Barrier)	1980 to	1800m to	1600m to	1400m to	1200m to	1000m to	800m to	600m to	400m to	200m to	Total or	Margin
12th	3	<b>Bombshell (2)</b>	<b>1800m</b>	<b>1600m</b>	<b>1400m</b>	<b>1200m</b>	<b>1000m</b>	<b>800m</b>	<b>600m</b>	<b>400m</b>	<b>200m</b>	<b>WP</b>	<b>Average</b>	
		Position in running (margin)	-	7(6.4)	7(7.9)	8(7.7)	8(7.9)	9(7.3)	9(7.7)	11(7.8)	12(6.5)	11(7.3)		12.90
		Sectional time (s)	13.67	15.42	15.32	15.63	15.85	15.79	15.85	15.24	14.40	13.98		
		Cumulative time (s)	151.15	137.48	122.06	106.74	91.11	75.26	59.47	43.62	28.38	13.98	2:31.15	
		Speed (m/s)	13.17	12.97	13.05	12.80	12.62	12.67	12.62	13.12	13.89	14.31	13.10	
		Stride length (m)	6.15	6.30	6.39	6.43	6.34	6.31	6.23	6.34	6.39	6.64	6.35	
		Stride duration (s)	0.464	0.485	0.489	0.503	0.502	0.498	0.493	0.483	0.460	0.464	0.485	
		Stride efficiency (%)	59.08	61.95	63.71	64.59	62.75	62.21	60.56	62.76	63.89	68.91	63.01	
		Stride count	29.27	31.76	31.32	31.11	31.56	31.70	32.13	31.56	31.28	30.12	311.81	

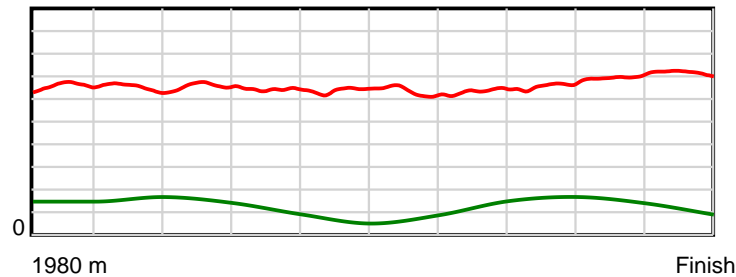
10 m Stride length



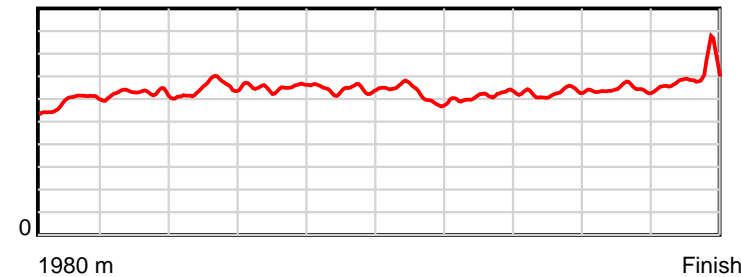
0.6 s Stride duration



20 m/sec Speed



100 % Stride efficiency



Note: Horizontal distance axis grid lines are 200m furlongs.

## Disclaimer.

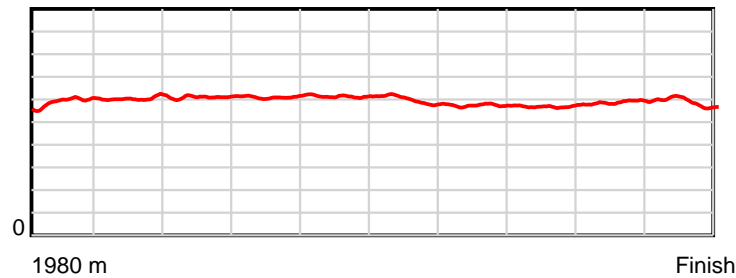
HRNZ and NZMTC and Thoroughbred Ratings Pty Ltd accepts no responsibility for the completeness or accuracy of any of the information contained herein, and makes no representations about its suitability for any particular purpose. Users should make their own judgements about those matters and/or seek independent advice. You assume all risks associated with use of the data provided on this page.

# Race Results

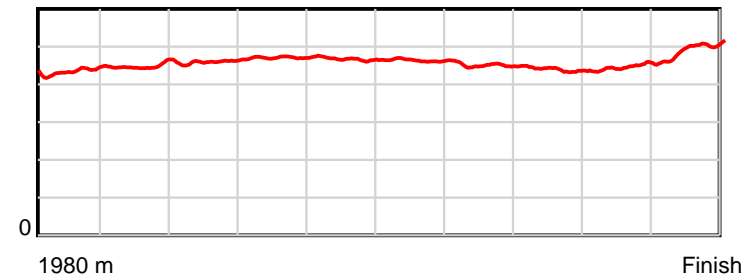
April 12, 2019, Race 5, CLARKSON SIGNS - DIGITALLY PRINTED SIGNAGE MOBILE PACE, Distance 1980m, Addington - Survey 1980m

Result	TAB no.	Horse (Barrier)	1980 to	1800m to	1600m to	1400m to	1200m to	1000m to	800m to	600m to	400m to	200m to	Total or	Margin
13th	4	Refine (3)	1800m	1600m	1400m	1200m	1000m	800m	600m	400m	200m	WP	Average	
		Position in running (margin)	-	4(3.4)	3(2.9)	3(3.2)	3(2.5)	2(0.7)	2(1.0)	2(0.3)	4(1.6)	13(8.6)		31.20
		Sectional time (s)	12.99	15.10	15.40	15.47	15.66	15.78	15.72	15.66	15.43	17.24		
		Cumulative time (s)	154.45	141.46	126.36	110.96	95.49	79.83	64.05	48.33	32.67	17.24	2:34.45	
		Speed (m/s)	13.86	13.25	12.99	12.93	12.77	12.67	12.72	12.77	12.96	11.60	12.82	
		Stride length (m)	5.92	5.94	5.96	6.08	5.96	5.87	5.73	5.60	5.79	5.76	5.86	
		Stride duration (s)	0.434	0.449	0.459	0.470	0.467	0.463	0.450	0.439	0.446	0.497	0.457	
		Stride efficiency (%)	54.78	55.19	55.49	57.77	55.53	53.90	51.26	49.05	52.31	51.87	53.62	
		Stride count	30.40	33.65	33.56	32.89	33.55	34.05	34.92	35.70	34.57	34.71	338.00	

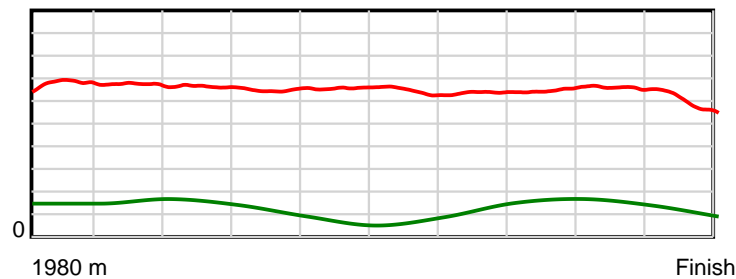
10 m Stride length



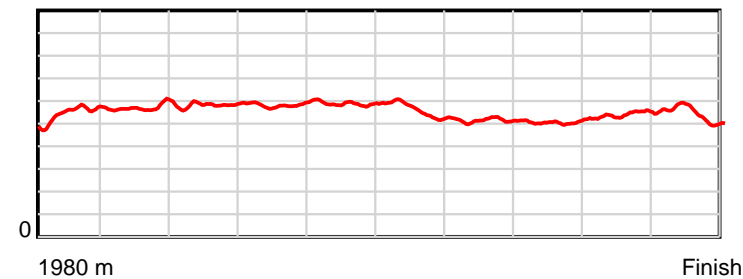
0.6 s Stride duration



20 m/sec Speed



100 % Stride efficiency



Note: Horizontal distance axis grid lines are 200m furlongs.

## Disclaimer.

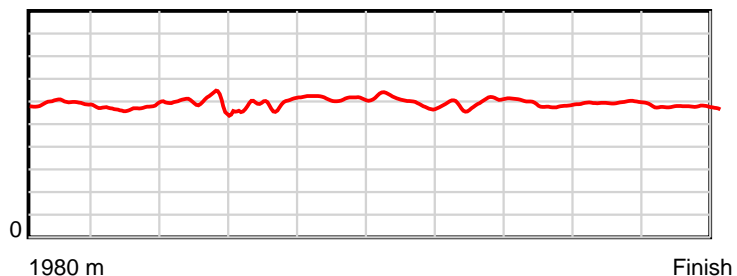
HRNZ and NZMTC and Thoroughbred Ratings Pty Ltd accepts no responsibility for the completeness or accuracy of any of the information contained herein, and makes no representations about its suitability for any particular purpose. Users should make their own judgements about those matters and/or seek independent advice. You assume all risks associated with use of the data provided on this page.

# Race Results

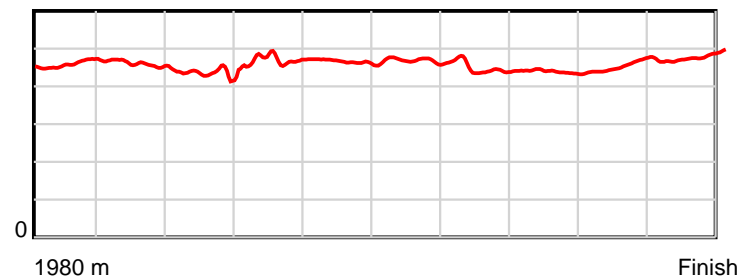
April 12, 2019, Race 5, CLARKSON SIGNS - DIGITALLY PRINTED SIGNAGE MOBILE PACE, Distance 1980m, Addington - Survey 1980m

Result	TAB no.	Horse (Barrier)	1980 to	1800m to	1600m to	1400m to	1200m to	1000m to	800m to	600m to	400m to	200m to	Total or	Margin
14th	7	Cute (6)	1800m	1600m	1400m	1200m	1000m	800m	600m	400m	200m	WP	Average	
		Position in running (margin)	-	9(8.6)	13(17.1)	14(14.8)	14(16.2)	14(13.9)	14(14.4)	12(8.9)	14(8.8)	14(18.2)		37.60
		Sectional time (s)	13.93	16.59	14.97	15.84	15.57	15.81	14.91	15.45	15.83	16.70		
		Cumulative time (s)	155.60	141.67	125.08	110.11	94.27	78.70	62.89	47.98	32.53	16.70	2:35.60	
		Speed (m/s)	12.93	12.06	13.36	12.63	12.85	12.65	13.41	12.94	12.63	11.98	12.73	
		Stride length (m)	5.88	5.55	5.76	5.95	5.97	5.93	6.01	5.68	5.78	5.74	5.82	
		Stride duration (s)	0.460	0.460	0.431	0.471	0.465	0.469	0.448	0.439	0.457	0.479	0.457	
		Stride efficiency (%)	54.08	48.10	51.92	55.24	55.76	54.91	56.35	50.39	52.19	51.49	52.94	
		Stride count	30.60	36.05	34.70	33.64	33.48	33.74	33.31	35.22	34.61	34.84	340.19	

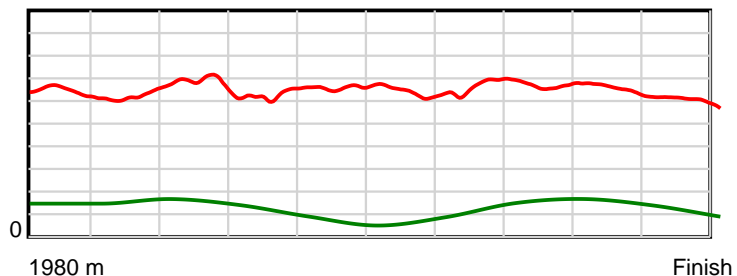
10 m Stride length



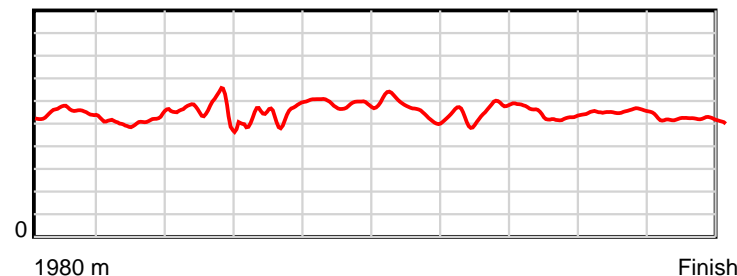
0.6 s Stride duration



20 m/sec Speed



100 % Stride efficiency



Note: Horizontal distance axis grid lines are 200m furlongs.

## Disclaimer.

HRNZ and NZMTC and Thoroughbred Ratings Pty Ltd accepts no responsibility for the completeness or accuracy of any of the information contained herein, and makes no representations about its suitability for any particular purpose. Users should make their own judgements about those matters and/or seek independent advice. You assume all risks associated with use of the data provided on this page.