



## Race Results

NZ Metropolitan Trotting Club Inc, HRNZ, April 12, 2019

Compilation date: April 12, 2019, 3:40:38 PM (NZST)

Copyright © 2019 HRNZ and NZMTC. All rights reserved.

### Trademarks.

StrideMASTER is a registered trademark of Thoroughbred Ratings Pty Ltd.

### Disclaimer.

HRNZ and NZMTC and Thoroughbred Ratings Pty Ltd accepts no responsibility for the completeness or accuracy of any of the information contained herein, and makes no representations about its suitability for any particular purpose. Users should make their own judgements about those matters and/or seek independent advice. You assume all risks associated with use of the data provided on this page.



# Race Results



April 12, 2019, Race 7, CLARKSON SIGNS - VEHICLE SIGNAGE MOBILE TROT, Distance 2600m, Addington - Survey 3200m

Result	TAB no.	Horse (Barrier)	2600 to	2400m to
1st	4	Theodosia (4)	2400m	2200m
		Position in running (margin)	-	1(0.0)
		Sectional time (s)	12.85	14.43
		Cumulative time (s)	196.28	183.43
		Speed (m/s)	15.56	13.86
		Stride length (m)	6.34	6.29
		Stride duration (s)	0.406	0.453
		Stride efficiency (%)	62.73	61.75
		Stride count	31.57	31.82

#### Disclaimer.

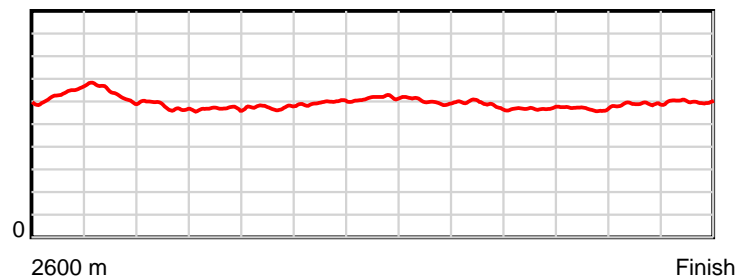
HRNZ and NZMTC and Thoroughbred Ratings Pty Ltd accepts no responsibility for the completeness or accuracy of any of the information contained herein, and makes no representations about its suitability for any particular purpose. Users should make their own judgements about those matters and/or seek independent advice. You assume all risks associated with use of the data provided on this page.

# Race Results

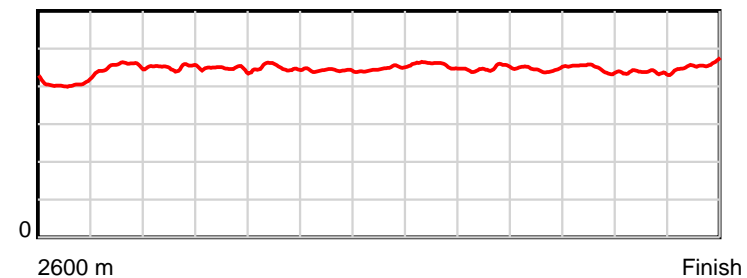
April 12, 2019, Race 7, CLARKSON SIGNS - VEHICLE SIGNAGE MOBILE TROT, Distance 2600m, Addington - Survey 3200m

Result	TAB no.	Horse (Barrier)	2200m to	2000m to	1800m to	1600m to	1400m to	1200m to	1000m to	800m to	600m to	400m to	200m to	Total or	Margin
1st	4	Theodosia (4)	2000m	1800m	1600m	1400m	1200m	1000m	800m	600m	400m	200m	WP	Average	
		Position in running (margin)	1(0.0)	1(0.0)	1(0.0)	1(0.0)	1(0.0)	1(0.0)	1(0.0)	1(0.0)	1(0.0)	1(0.0)	1(0.0)		0.00
		Sectional time (s)	15.57	15.82	15.80	14.95	14.48	15.37	15.19	15.64	15.91	14.97	15.30		
		Cumulative time (s)	169.00	153.43	137.61	121.81	106.86	92.38	77.01	61.82	46.18	30.27	15.30	3:16.28	
		Speed (m/s)	12.85	12.64	12.66	13.38	13.81	13.01	13.17	12.79	12.57	13.36	13.07	13.25	
		Stride length (m)	5.80	5.64	5.69	5.92	6.18	5.95	5.89	5.70	5.63	5.83	5.98	5.90	
		Stride duration (s)	0.452	0.446	0.450	0.442	0.447	0.457	0.448	0.446	0.448	0.437	0.458	0.446	
		Stride efficiency (%)	52.54	49.71	50.62	54.72	59.59	55.30	54.29	50.79	49.50	53.15	55.91	54.43	
		Stride count	34.49	35.46	35.14	33.80	32.39	33.62	33.93	35.08	35.53	34.29	33.44	440.56	

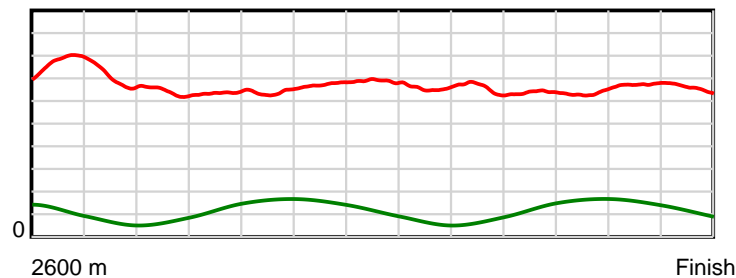
10 m Stride length



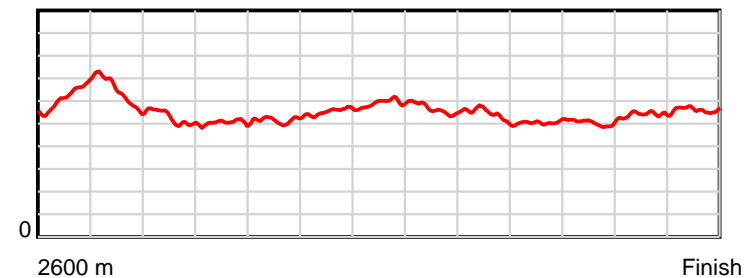
0.6 s Stride duration



20 m/sec Speed



100 % Stride efficiency



Note: Horizontal distance axis grid lines are 200m furlongs.

## Disclaimer.

HRNZ and NZMTC and Thoroughbred Ratings Pty Ltd accepts no responsibility for the completeness or accuracy of any of the information contained herein, and makes no representations about its suitability for any particular purpose. Users should make their own judgements about those matters and/or seek independent advice. You assume all risks associated with use of the data provided on this page.



# Race Results



April 12, 2019, Race 7, CLARKSON SIGNS - VEHICLE SIGNAGE MOBILE TROT, Distance 2600m, Addington - Survey 3200m

Result	TAB no.	Horse (Barrier)	2600 to	2400m to
2nd	10	<b>Globe Trekker (9)</b>	<b>2400m</b>	<b>2200m</b>
		Position in running (margin)	-	6(9.3)
		Sectional time (s)	14.55	15.22
		Cumulative time (s)	196.95	182.40
		Speed (m/s)	13.74	13.14
		Stride length (m)	6.55	6.18
		Stride duration (s)	0.459	0.470
		Stride efficiency (%)	67.11	59.62
		Stride count	30.52	32.38

#### Disclaimer.

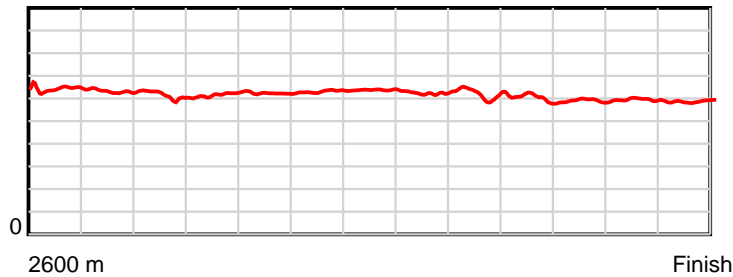
HRNZ and NZMTC and Thoroughbred Ratings Pty Ltd accepts no responsibility for the completeness or accuracy of any of the information contained herein, and makes no representations about its suitability for any particular purpose. Users should make their own judgements about those matters and/or seek independent advice. You assume all risks associated with use of the data provided on this page.

# Race Results

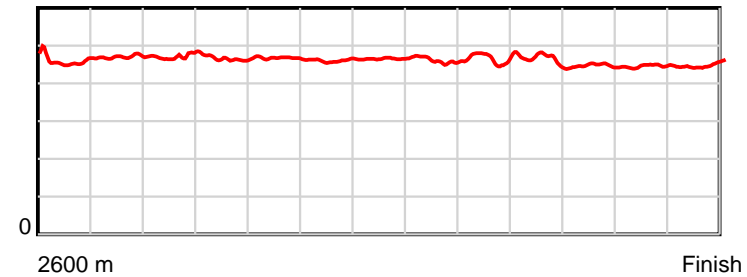
April 12, 2019, Race 7, CLARKSON SIGNS - VEHICLE SIGNAGE MOBILE TROT, Distance 2600m, Addington - Survey 3200m

Result	TAB no.	Horse (Barrier)	2200m to	2000m to	1800m to	1600m to	1400m to	1200m to	1000m to	800m to	600m to	400m to	200m to	Total or	Margin
2nd	10	<b>Globe Trekker (9)</b>	<b>2000m</b>	<b>1800m</b>	<b>1600m</b>	<b>1400m</b>	<b>1200m</b>	<b>1000m</b>	<b>800m</b>	<b>600m</b>	<b>400m</b>	<b>200m</b>	<b>WP</b>	<b>Average</b>	
		Position in running (margin)	6(14.0)	7(13.7)	6(9.1)	6(5.3)	6(5.0)	6(5.3)	6(4.5)	6(5.7)	3(4.3)	2(1.0)	2(2.5)		3.80
		Sectional time (s)	15.51	15.05	15.18	14.90	14.53	15.23	15.38	15.41	15.37	15.21	15.41		
		Cumulative time (s)	167.18	151.67	136.62	121.44	106.54	92.01	76.78	61.40	45.99	30.62	15.41	3:16.95	
		Speed (m/s)	12.89	13.29	13.18	13.42	13.76	13.13	13.00	12.98	13.01	13.15	12.98	13.20	
		Stride length (m)	6.07	6.18	6.16	6.19	6.40	6.05	6.09	5.99	5.82	5.86	5.82	6.10	
		Stride duration (s)	0.471	0.465	0.467	0.461	0.465	0.461	0.468	0.462	0.447	0.446	0.449	0.462	
		Stride efficiency (%)	57.52	59.74	59.21	59.85	64.07	57.22	57.86	56.14	52.90	53.65	52.98	58.10	
		Stride count	32.96	32.35	32.49	32.32	31.23	33.05	32.87	33.37	34.38	34.13	34.35	426.40	

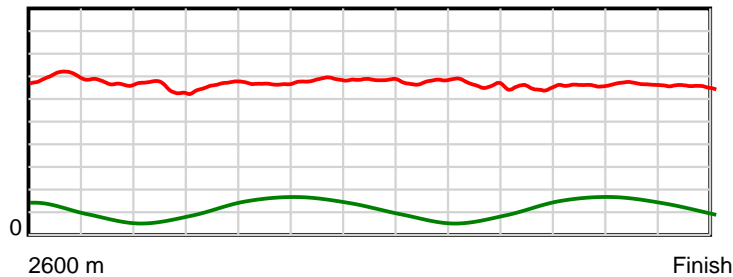
10 m Stride length



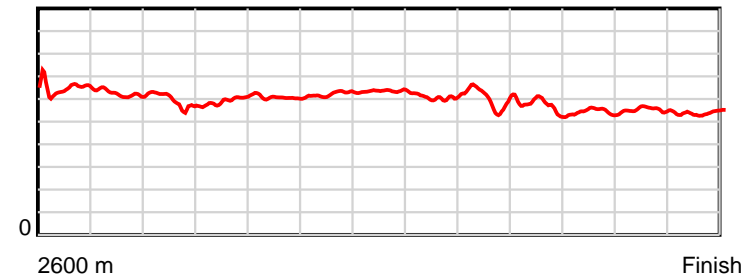
0.6 s Stride duration



20 m/sec Speed



100 % Stride efficiency



Note: Horizontal distance axis grid lines are 200m furlongs.

## Disclaimer.

HRNZ and NZMTC and Thoroughbred Ratings Pty Ltd accepts no responsibility for the completeness or accuracy of any of the information contained herein, and makes no representations about its suitability for any particular purpose. Users should make their own judgements about those matters and/or seek independent advice. You assume all risks associated with use of the data provided on this page.



# Race Results



April 12, 2019, Race 7, CLARKSON SIGNS - VEHICLE SIGNAGE MOBILE TROT, Distance 2600m, Addington - Survey 3200m

Result	TAB no.	Horse (Barrier)	2600 to	2400m to
3rd	5	<b>One Over Da Sk... (5)</b>	<b>2400m</b>	<b>2200m</b>
		Position in running (margin)	-	5(7.7)
		Sectional time (s)	14.10	15.19
		Cumulative time (s)	197.43	183.33
		Speed (m/s)	14.18	13.17
		Stride length (m)	6.28	6.09
		Stride duration (s)	0.444	0.463
		Stride efficiency (%)	61.72	58.02
		Stride count	31.82	32.82

#### Disclaimer.

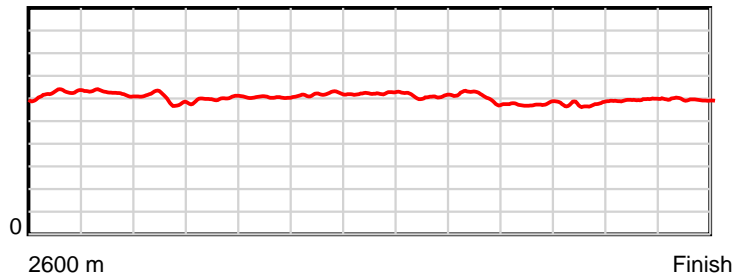
HRNZ and NZMTC and Thoroughbred Ratings Pty Ltd accepts no responsibility for the completeness or accuracy of any of the information contained herein, and makes no representations about its suitability for any particular purpose. Users should make their own judgements about those matters and/or seek independent advice. You assume all risks associated with use of the data provided on this page.

# Race Results

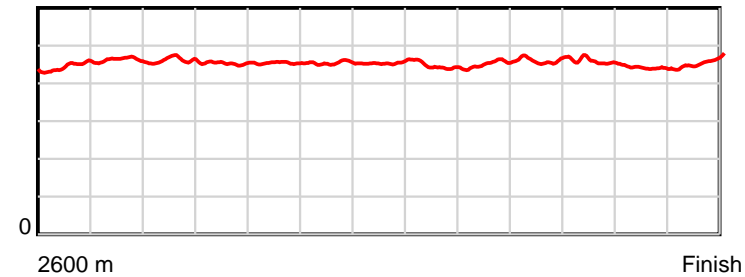
April 12, 2019, Race 7, CLARKSON SIGNS - VEHICLE SIGNAGE MOBILE TROT, Distance 2600m, Addington - Survey 3200m

Result	TAB no.	Horse (Barrier)	2200m to	2000m to	1800m to	1600m to	1400m to	1200m to	1000m to	800m to	600m to	400m to	200m to	Total or	Margin
3rd	5	<b>One Over Da Sk... (5)</b>	<b>2000m</b>	<b>1800m</b>	<b>1600m</b>	<b>1400m</b>	<b>1200m</b>	<b>1000m</b>	<b>800m</b>	<b>600m</b>	<b>400m</b>	<b>200m</b>	<b>WP</b>	<b>Average</b>	
		Position in running (margin)	5(12.3)	5(12.0)	5(7.4)	4(3.6)	4(3.1)	4(4.0)	4(2.2)	2(2.1)	4(4.5)	4(5.3)	4(5.7)		6.40
		Sectional time (s)	15.52	15.06	15.16	14.87	14.62	15.08	15.15	16.04	16.05	15.03	15.56		
		Cumulative time (s)	168.14	152.62	137.56	122.40	107.53	92.91	77.83	62.68	46.64	30.59	15.56	3:17.43	
		Speed (m/s)	12.89	13.28	13.19	13.45	13.68	13.26	13.20	12.47	12.46	13.31	12.85	13.17	
		Stride length (m)	5.94	6.02	5.99	6.11	6.21	5.91	5.97	5.75	5.70	5.87	5.88	5.97	
		Stride duration (s)	0.461	0.453	0.454	0.454	0.454	0.446	0.452	0.462	0.458	0.441	0.457	0.454	
		Stride efficiency (%)	55.13	56.63	55.99	58.30	60.26	54.66	55.71	51.73	50.77	53.79	53.97	55.78	
		Stride count	33.67	33.22	33.41	32.74	32.21	33.82	33.49	34.76	35.09	34.09	34.03	435.17	

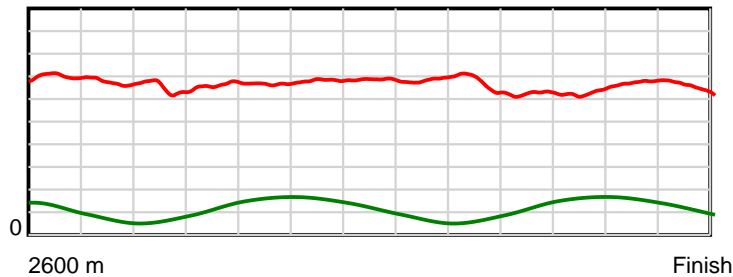
10 m Stride length



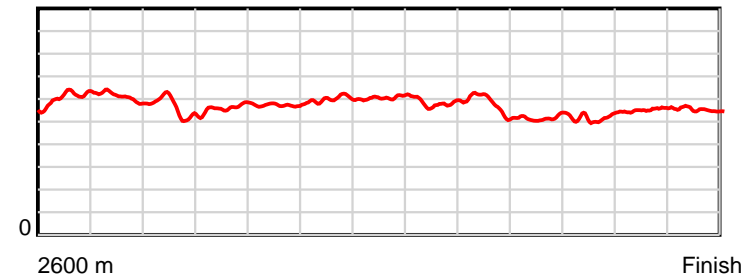
0.6 s Stride duration



20 m/sec Speed



100 % Stride efficiency



Note: Horizontal distance axis grid lines are 200m furlongs.

### Disclaimer.

HRNZ and NZMTC and Thoroughbred Ratings Pty Ltd accepts no responsibility for the completeness or accuracy of any of the information contained herein, and makes no representations about its suitability for any particular purpose. Users should make their own judgements about those matters and/or seek independent advice. You assume all risks associated with use of the data provided on this page.



# Race Results



April 12, 2019, Race 7, CLARKSON SIGNS - VEHICLE SIGNAGE MOBILE TROT, Distance 2600m, Addington - Survey 3200m

Result	TAB no.	Horse (Barrier)	2600 to	2400m to
4th	6	<b>Rum In The Sun (6)</b>	<b>2400m</b>	<b>2200m</b>
		Position in running (margin)	-	7(9.9)
		Sectional time (s)	14.69	15.57
		Cumulative time (s)	198.54	183.85
		Speed (m/s)	13.61	12.85
		Stride length (m)	6.45	6.11
		Stride duration (s)	0.465	0.476
		Stride efficiency (%)	65.04	58.39
		Stride count	31.00	32.72

#### Disclaimer.

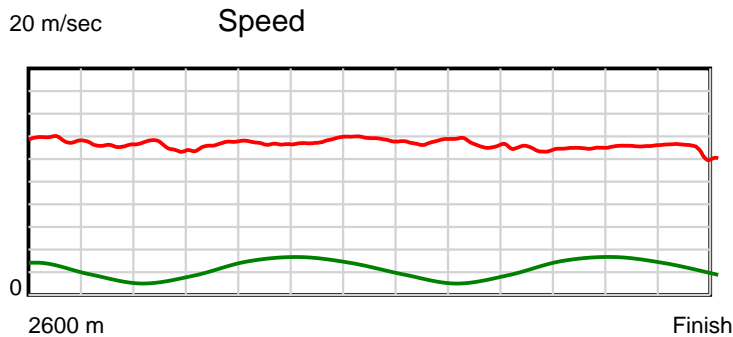
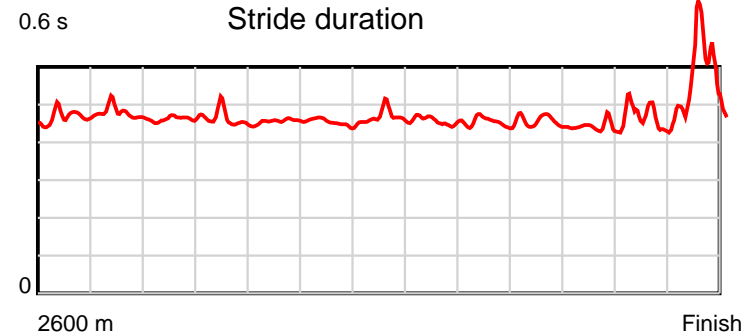
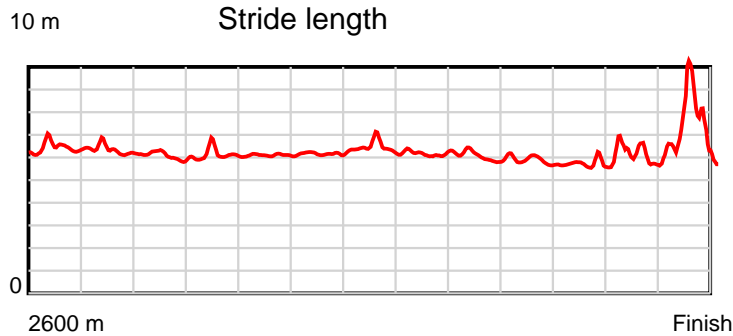
HRNZ and NZMTC and Thoroughbred Ratings Pty Ltd accepts no responsibility for the completeness or accuracy of any of the information contained herein, and makes no representations about its suitability for any particular purpose. Users should make their own judgements about those matters and/or seek independent advice. You assume all risks associated with use of the data provided on this page.



# Race Results

April 12, 2019, Race 7, CLARKSON SIGNS - VEHICLE SIGNAGE MOBILE TROT, Distance 2600m, Addington - Survey 3200m

Result	TAB no.	Horse (Barrier)	2200m to	2000m to	1800m to	1600m to	1400m to	1200m to	1000m to	800m to	600m to	400m to	200m to	Total or	Margin
4th	6	<b>Rum In The Sun (6)</b>	<b>2000m</b>	<b>1800m</b>	<b>1600m</b>	<b>1400m</b>	<b>1200m</b>	<b>1000m</b>	<b>800m</b>	<b>600m</b>	<b>400m</b>	<b>200m</b>	<b>WP</b>	<b>Average</b>	
		Position in running (margin)	8(16.7)	8(16.1)	8(11.6)	8(7.6)	8(7.4)	8(7.4)	8(6.6)	9(7.6)	6(6.8)	5(5.9)	5(9.2)		12.60
		Sectional time (s)	15.47	15.07	15.15	14.91	14.48	15.24	15.35	15.52	15.75	15.53	15.81		
		Cumulative time (s)	168.28	152.81	137.74	122.59	107.68	93.20	77.96	62.61	47.09	31.34	15.81	3:18.54	
		Speed (m/s)	12.93	13.27	13.20	13.41	13.81	13.12	13.03	12.89	12.70	12.88	12.65	13.10	
		Stride length (m)	5.98	6.09	6.02	6.08	6.42	6.00	5.93	5.84	5.57	5.87	6.50	6.06	
		Stride duration (s)	0.462	0.459	0.456	0.453	0.465	0.457	0.455	0.453	0.439	0.456	0.513	0.462	
		Stride efficiency (%)	55.87	58.04	56.65	57.78	64.41	56.21	54.96	53.33	48.45	53.82	65.94	57.31	
		Stride count	33.45	32.82	33.22	32.89	31.15	33.35	33.72	34.23	35.92	34.08	30.79	429.34	



Note: Horizontal distance axis grid lines are 200m furlongs.

#### Disclaimer.

HRNZ and NZMTC and Thoroughbred Ratings Pty Ltd accepts no responsibility for the completeness or accuracy of any of the information contained herein, and makes no representations about its suitability for any particular purpose. Users should make their own judgements about those matters and/or seek independent advice. You assume all risks associated with use of the data provided on this page.



# Race Results



April 12, 2019, Race 7, CLARKSON SIGNS - VEHICLE SIGNAGE MOBILE TROT, Distance 2600m, Addington - Survey 3200m

Result	TAB no.	Horse (Barrier)	2600 to	2400m to
5th	12	Lovey Dovey Mo... (0)	2400m	2200m
		Position in running (margin)	-	10(14.0)
		Sectional time (s)	15.36	14.64
		Cumulative time (s)	198.91	183.55
		Speed (m/s)	13.02	13.66
		Stride length (m)	7.27	6.89
		Stride duration (s)	0.486	0.504
		Stride efficiency (%)	82.65	74.12
		Stride count	27.50	29.04

#### Disclaimer.

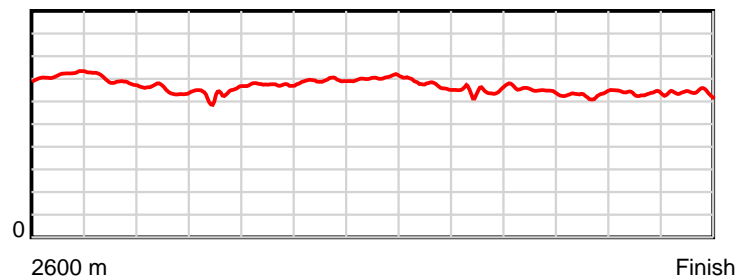
HRNZ and NZMTC and Thoroughbred Ratings Pty Ltd accepts no responsibility for the completeness or accuracy of any of the information contained herein, and makes no representations about its suitability for any particular purpose. Users should make their own judgements about those matters and/or seek independent advice. You assume all risks associated with use of the data provided on this page.

# Race Results

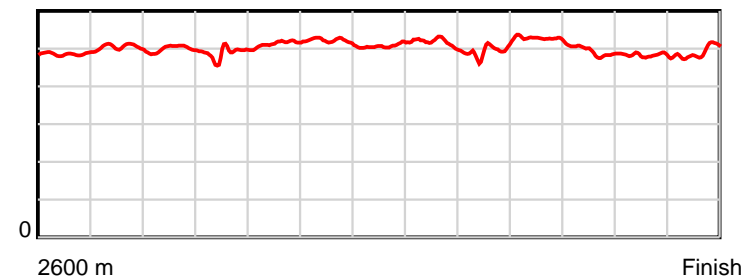
April 12, 2019, Race 7, CLARKSON SIGNS - VEHICLE SIGNAGE MOBILE TROT, Distance 2600m, Addington - Survey 3200m

Result	TAB no.	Horse (Barrier)	2200m to	2000m to	1800m to	1600m to	1400m to	1200m to	1000m to	800m to	600m to	400m to	200m to	Total or	Margin
5th	12	Lovey Dovey Mo... (0)	2000m	1800m	1600m	1400m	1200m	1000m	800m	600m	400m	200m	WP	Average	
		Position in running (margin)	7(15.3)	6(12.7)	7(9.3)	7(6.0)	7(6.6)	7(6.1)	9(6.9)	8(6.9)	10(10.6)	8(10.5)	6(13.6)		14.60
		Sectional time (s)	15.15	15.25	15.25	15.06	14.38	15.50	15.19	16.25	15.90	15.49	15.49		
		Cumulative time (s)	168.91	153.76	138.51	123.26	108.20	93.82	78.32	63.13	46.88	30.98	15.49	3:18.91	
		Speed (m/s)	13.20	13.11	13.11	13.28	13.91	12.90	13.17	12.31	12.58	12.91	12.91	13.07	
		Stride length (m)	6.59	6.37	6.73	6.92	7.05	6.66	6.47	6.49	6.19	6.22	6.36	6.62	
		Stride duration (s)	0.499	0.486	0.513	0.521	0.507	0.516	0.492	0.527	0.492	0.482	0.492	0.506	
		Stride efficiency (%)	67.94	63.39	70.69	74.74	77.56	69.22	65.51	65.85	59.93	60.44	63.12	68.40	
		Stride count	30.33	31.40	29.74	28.92	28.39	30.05	30.89	30.81	32.29	32.16	31.47	392.99	

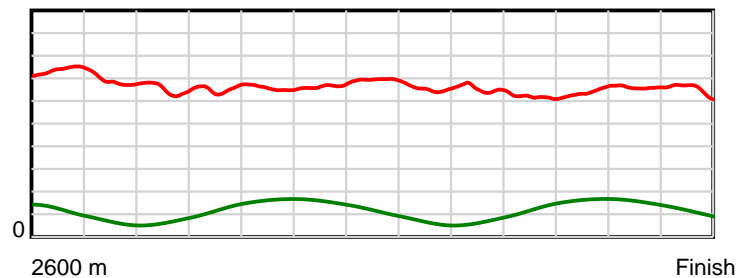
10 m Stride length



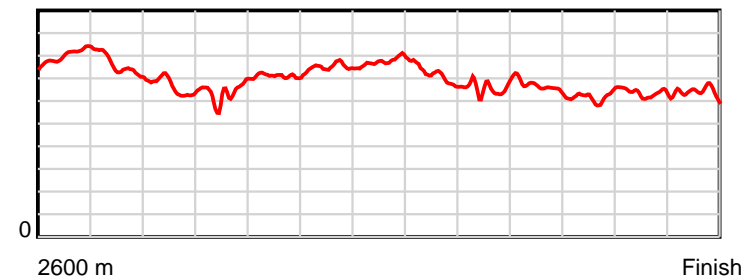
0.6 s Stride duration



20 m/sec Speed



100 % Stride efficiency



Note: Horizontal distance axis grid lines are 200m furlongs.

## Disclaimer.

HRNZ and NZMTC and Thoroughbred Ratings Pty Ltd accepts no responsibility for the completeness or accuracy of any of the information contained herein, and makes no representations about its suitability for any particular purpose. Users should make their own judgements about those matters and/or seek independent advice. You assume all risks associated with use of the data provided on this page.



# Race Results



April 12, 2019, Race 7, CLARKSON SIGNS - VEHICLE SIGNAGE MOBILE TROT, Distance 2600m, Addington - Survey 3200m

Result	TAB no.	Horse (Barrier)	2600 to	2400m to
6th	11	<b>One Over Da St... (1)</b>	<b>2400m</b>	<b>2200m</b>
		Position in running (margin)	-	9(13.2)
		Sectional time (s)	15.19	15.35
		Cumulative time (s)	199.11	183.92
		Speed (m/s)	13.17	13.03
		Stride length (m)	6.47	6.06
		Stride duration (s)	0.449	0.465
		Stride efficiency (%)	65.45	57.42
		Stride count	30.90	32.99

#### Disclaimer.

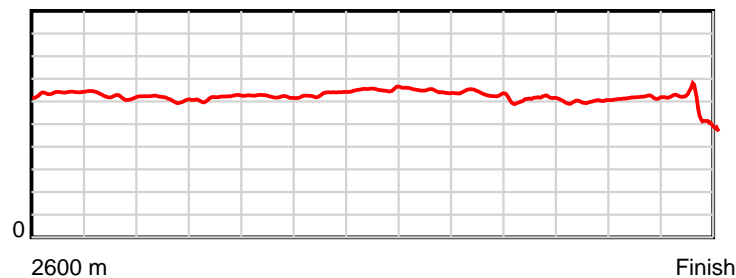
HRNZ and NZMTC and Thoroughbred Ratings Pty Ltd accepts no responsibility for the completeness or accuracy of any of the information contained herein, and makes no representations about its suitability for any particular purpose. Users should make their own judgements about those matters and/or seek independent advice. You assume all risks associated with use of the data provided on this page.

# Race Results

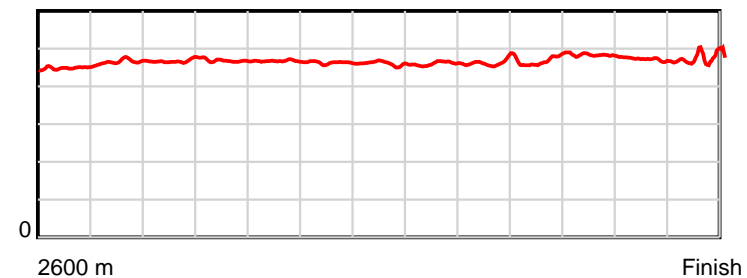
April 12, 2019, Race 7, CLARKSON SIGNS - VEHICLE SIGNAGE MOBILE TROT, Distance 2600m, Addington - Survey 3200m

Result	TAB no.	Horse (Barrier)	2200m to	2000m to	1800m to	1600m to	1400m to	1200m to	1000m to	800m to	600m to	400m to	200m to	Total or	Margin
6th	11	One Over Da St... (1)	2000m	1800m	1600m	1400m	1200m	1000m	800m	600m	400m	200m	WP	Average	
		Position in running (margin)	9(18.8)	9(18.3)	9(14.2)	9(10.8)	9(9.8)	9(7.6)	7(4.7)	4(4.0)	2(2.5)	3(3.2)	3(5.5)		15.70
		Sectional time (s)	15.49	15.14	15.23	14.79	14.10	14.88	15.07	15.40	16.04	15.35	17.08		
		Cumulative time (s)	168.57	153.08	137.94	122.71	107.92	93.82	78.94	63.87	48.47	32.43	17.08	3:19.11	
		Speed (m/s)	12.91	13.21	13.13	13.52	14.18	13.44	13.27	12.99	12.47	13.03	11.71	13.06	
		Stride length (m)	6.03	6.18	6.13	6.26	6.54	6.18	6.17	6.11	6.01	6.13	5.36	6.11	
		Stride duration (s)	0.467	0.468	0.467	0.463	0.461	0.460	0.465	0.470	0.482	0.470	0.457	0.468	
		Stride efficiency (%)	56.89	59.75	58.80	61.18	66.75	59.64	59.40	58.31	56.39	58.66	44.86	58.38	
		Stride count	33.15	32.34	32.61	31.96	30.60	32.37	32.44	32.74	33.29	32.64	37.33	425.36	

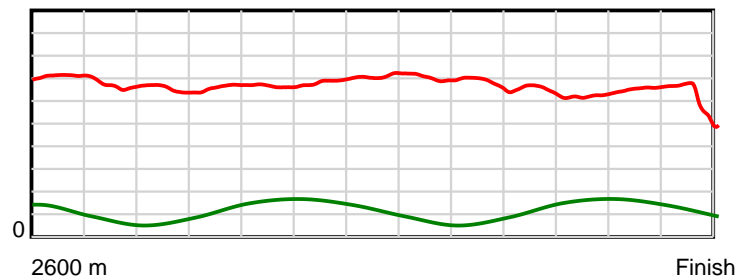
10 m Stride length



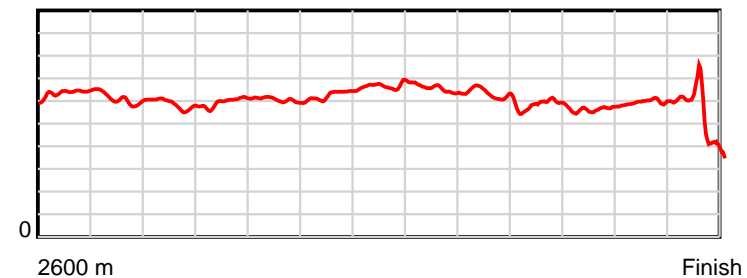
0.6 s Stride duration



20 m/sec Speed



100 % Stride efficiency



Note: Horizontal distance axis grid lines are 200m furlongs.

## Disclaimer.

HRNZ and NZMTC and Thoroughbred Ratings Pty Ltd accepts no responsibility for the completeness or accuracy of any of the information contained herein, and makes no representations about its suitability for any particular purpose. Users should make their own judgements about those matters and/or seek independent advice. You assume all risks associated with use of the data provided on this page.



# Race Results



April 12, 2019, Race 7, CLARKSON SIGNS - VEHICLE SIGNAGE MOBILE TROT, Distance 2600m, Addington - Survey 3200m

Result	TAB no.	Horse (Barrier)	2600 to	2400m to
7th	7	Clifden Clower... (7)	2400m	2200m
		Position in running (margin)	-	3(3.6)
		Sectional time (s)	13.70	15.01
		Cumulative time (s)	200.07	186.37
		Speed (m/s)	14.60	13.32
		Stride length (m)	6.41	6.05
		Stride duration (s)	0.431	0.454
		Stride efficiency (%)	64.23	57.28
		Stride count	31.20	33.03

#### Disclaimer.

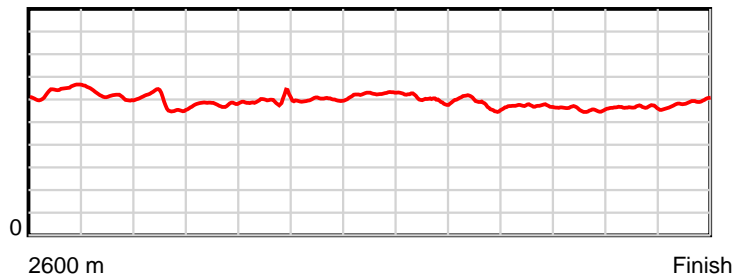
HRNZ and NZMTC and Thoroughbred Ratings Pty Ltd accepts no responsibility for the completeness or accuracy of any of the information contained herein, and makes no representations about its suitability for any particular purpose. Users should make their own judgements about those matters and/or seek independent advice. You assume all risks associated with use of the data provided on this page.

# Race Results

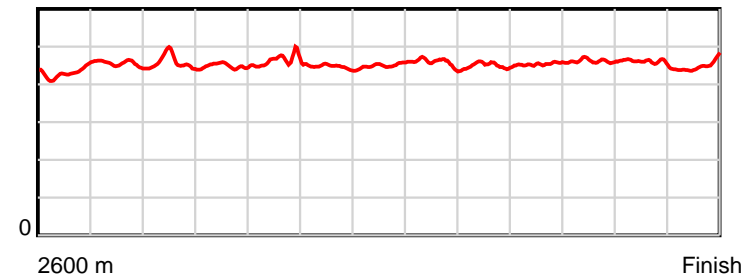
April 12, 2019, Race 7, CLARKSON SIGNS - VEHICLE SIGNAGE MOBILE TROT, Distance 2600m, Addington - Survey 3200m

Result	TAB no.	Horse (Barrier)	2200m to	2000m to	1800m to	1600m to	1400m to	1200m to	1000m to	800m to	600m to	400m to	200m to	Total or	Margin
7th	7	Clifden Clower... (7)	2000m	1800m	1600m	1400m	1200m	1000m	800m	600m	400m	200m	WP	Average	
		Position in running (margin)	3(7.1)	3(7.4)	4(5.6)	5(4.1)	5(4.3)	5(4.3)	5(4.4)	7(6.0)	7(7.8)	9(12.1)	9(21.0)		21.10
		Sectional time (s)	15.63	15.51	15.55	14.99	14.47	15.40	15.44	15.95	16.62	16.45	15.35		
		Cumulative time (s)	171.36	155.73	140.22	124.67	109.68	95.21	79.81	64.37	48.42	31.80	15.35	3:20.07	
		Speed (m/s)	12.80	12.89	12.86	13.34	13.82	12.99	12.95	12.54	12.03	12.16	13.03	13.00	
		Stride length (m)	5.86	5.78	5.92	5.95	6.23	5.92	5.82	5.69	5.55	5.58	5.87	5.89	
		Stride duration (s)	0.458	0.449	0.460	0.446	0.451	0.456	0.450	0.454	0.462	0.459	0.451	0.453	
		Stride efficiency (%)	53.59	52.29	54.85	55.29	60.69	54.82	52.98	50.57	48.20	48.72	53.92	54.17	
		Stride count	34.15	34.57	33.76	33.62	32.09	33.77	34.35	35.16	36.01	35.82	34.05	441.58	

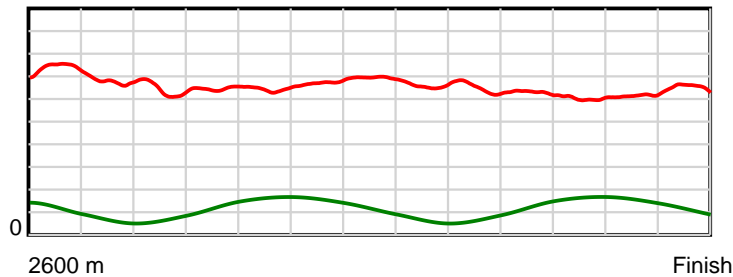
10 m Stride length



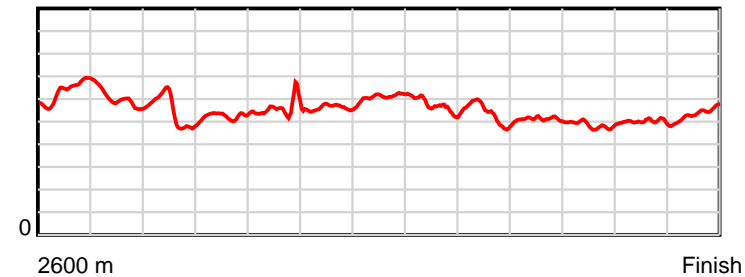
0.6 s Stride duration



20 m/sec Speed



100 % Stride efficiency



Note: Horizontal distance axis grid lines are 200m furlongs.

## Disclaimer.

HRNZ and NZMTC and Thoroughbred Ratings Pty Ltd accepts no responsibility for the completeness or accuracy of any of the information contained herein, and makes no representations about its suitability for any particular purpose. Users should make their own judgements about those matters and/or seek independent advice. You assume all risks associated with use of the data provided on this page.



# Race Results



April 12, 2019, Race 7, CLARKSON SIGNS - VEHICLE SIGNAGE MOBILE TROT, Distance 2600m, Addington - Survey 3200m

Result	TAB no.	Horse (Barrier)	2600 to	2400m to
8th	9	Majestic Hurri... (8)	2400m	2200m
		Position in running (margin)	-	8(9.9)
		Sectional time (s)	14.59	15.93
		Cumulative time (s)	200.72	186.13
		Speed (m/s)	13.71	12.55
		Stride length (m)	6.16	5.60
		Stride duration (s)	0.435	0.446
		Stride efficiency (%)	59.36	48.93
		Stride count	32.45	35.74

#### Disclaimer.

HRNZ and NZMTC and Thoroughbred Ratings Pty Ltd accepts no responsibility for the completeness or accuracy of any of the information contained herein, and makes no representations about its suitability for any particular purpose. Users should make their own judgements about those matters and/or seek independent advice. You assume all risks associated with use of the data provided on this page.

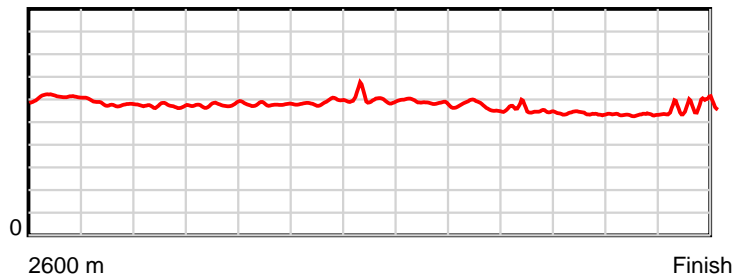


# Race Results

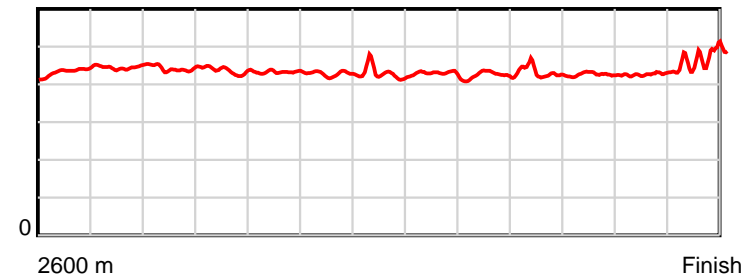
April 12, 2019, Race 7, CLARKSON SIGNS - VEHICLE SIGNAGE MOBILE TROT, Distance 2600m, Addington - Survey 3200m

Result	TAB no.	Horse (Barrier)	2200m to	2000m to	1800m to	1600m to	1400m to	1200m to	1000m to	800m to	600m to	400m to	200m to	Total or	Margin
8th	9	Majestic Hurri... (8)	2000m	1800m	1600m	1400m	1200m	1000m	800m	600m	400m	200m	WP	Average	
		Position in running (margin)	10(18.9)	10(20.3)	10(16.2)	10(13.0)	10(12.1)	10(10.3)	10(9.0)	10(9.1)	9(9.1)	7(9.9)	7(17.6)		24.70
		Sectional time (s)	15.80	15.14	15.27	14.80	14.17	15.15	15.19	15.64	16.05	16.25	16.74		
		Cumulative time (s)	170.20	154.40	139.26	123.99	109.19	95.02	79.87	64.68	49.04	32.99	16.74	3:20.72	
		Speed (m/s)	12.66	13.21	13.10	13.51	14.11	13.20	13.17	12.79	12.46	12.31	11.95	12.95	
		Stride length (m)	5.59	5.77	5.66	5.78	6.03	5.64	5.62	5.48	5.32	5.25	5.56	5.64	
		Stride duration (s)	0.441	0.437	0.432	0.427	0.427	0.428	0.427	0.429	0.427	0.427	0.465	0.435	
		Stride efficiency (%)	48.77	52.01	50.08	52.14	56.74	49.75	49.34	47.00	44.16	43.11	48.31	49.71	
		Stride count	35.80	34.67	35.33	34.62	33.19	35.45	35.59	36.47	37.62	38.08	35.97	460.98	

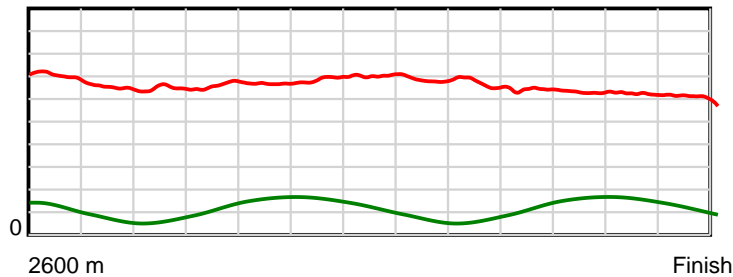
10 m Stride length



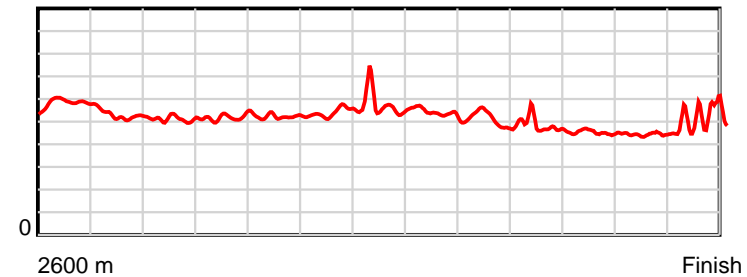
0.6 s Stride duration



20 m/sec Speed



100 % Stride efficiency



Note: Horizontal distance axis grid lines are 200m furlongs.

### Disclaimer.

HRNZ and NZMTC and Thoroughbred Ratings Pty Ltd accepts no responsibility for the completeness or accuracy of any of the information contained herein, and makes no representations about its suitability for any particular purpose. Users should make their own judgements about those matters and/or seek independent advice. You assume all risks associated with use of the data provided on this page.



# Race Results



April 12, 2019, Race 7, CLARKSON SIGNS - VEHICLE SIGNAGE MOBILE TROT, Distance 2600m, Addington - Survey 3200m

Result	TAB no.	Horse (Barrier)	2600 to	2400m to
9th	2	<b>BJ Lindenny (2)</b>	<b>2400m</b>	<b>2200m</b>
		Position in running (margin)	-	2(1.5)
		Sectional time (s)	13.26	14.57
		Cumulative time (s)	201.15	187.89
		Speed (m/s)	15.08	13.73
		Stride length (m)	6.18	6.07
		Stride duration (s)	0.405	0.443
		Stride efficiency (%)	59.64	57.65
		Stride count	32.37	32.93

#### Disclaimer.

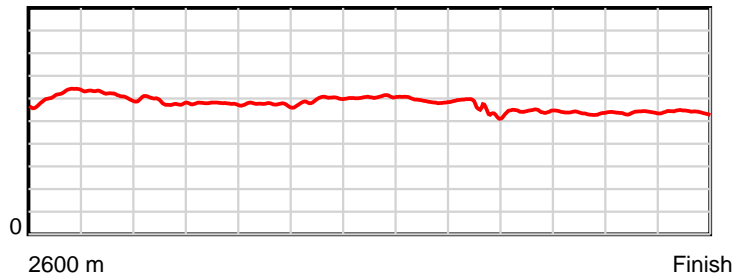
HRNZ and NZMTC and Thoroughbred Ratings Pty Ltd accepts no responsibility for the completeness or accuracy of any of the information contained herein, and makes no representations about its suitability for any particular purpose. Users should make their own judgements about those matters and/or seek independent advice. You assume all risks associated with use of the data provided on this page.

# Race Results

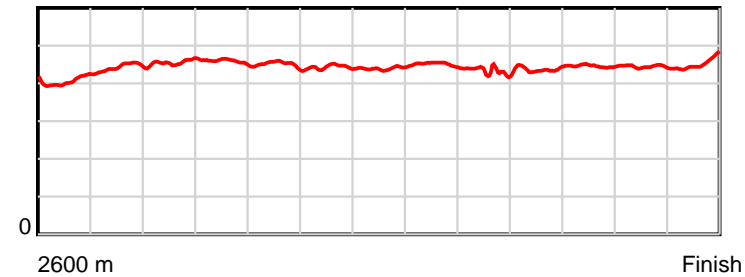
April 12, 2019, Race 7, CLARKSON SIGNS - VEHICLE SIGNAGE MOBILE TROT, Distance 2600m, Addington - Survey 3200m

Result	TAB no.	Horse (Barrier)	2200m to	2000m to	1800m to	1600m to	1400m to	1200m to	1000m to	800m to	600m to	400m to	200m to	Total or	Margin
9th	2	<b>BJ Lindenny (2)</b>	<b>2000m</b>	<b>1800m</b>	<b>1600m</b>	<b>1400m</b>	<b>1200m</b>	<b>1000m</b>	<b>800m</b>	<b>600m</b>	<b>400m</b>	<b>200m</b>	<b>WP</b>	<b>Average</b>	
		Position in running (margin)	2(2.4)	2(2.2)	2(2.6)	3(1.7)	3(1.6)	2(2.0)	3(2.2)	3(3.3)	5(5.6)	6(9.7)	8(19.0)		27.10
		Sectional time (s)	15.53	15.88	15.66	14.93	14.54	15.41	15.37	16.02	16.60	16.52	16.86		
		Cumulative time (s)	173.32	157.79	141.91	126.25	111.32	96.78	81.37	66.00	49.98	33.38	16.86	3:21.15	
		Speed (m/s)	12.88	12.59	12.77	13.40	13.76	12.98	13.01	12.48	12.05	12.11	11.86	12.93	
		Stride length (m)	5.87	5.77	5.75	5.94	6.05	5.85	5.60	5.46	5.37	5.38	5.37	5.73	
		Stride duration (s)	0.456	0.459	0.450	0.443	0.440	0.451	0.430	0.437	0.446	0.445	0.453	0.443	
		Stride efficiency (%)	53.90	52.11	51.60	55.12	57.20	53.46	49.02	46.53	45.09	45.28	45.13	51.33	
		Stride count	34.05	34.63	34.80	33.67	33.06	34.19	35.71	36.65	37.23	37.15	37.22	453.66	

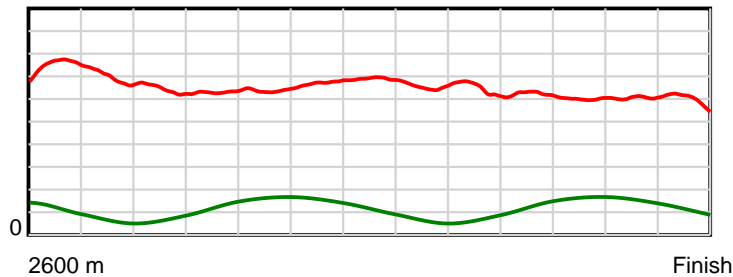
10 m Stride length



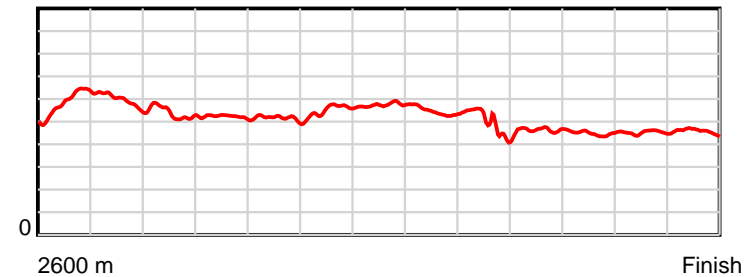
0.6 s Stride duration



20 m/sec Speed



100 % Stride efficiency



Note: Horizontal distance axis grid lines are 200m furlongs.

## Disclaimer.

HRNZ and NZMTC and Thoroughbred Ratings Pty Ltd accepts no responsibility for the completeness or accuracy of any of the information contained herein, and makes no representations about its suitability for any particular purpose. Users should make their own judgements about those matters and/or seek independent advice. You assume all risks associated with use of the data provided on this page.



# Race Results



April 12, 2019, Race 7, CLARKSON SIGNS - VEHICLE SIGNAGE MOBILE TROT, Distance 2600m, Addington - Survey 3200m

Result	TAB no.	Horse (Barrier)	2600 to	2400m to
10th	3	<b>Maria Tsarina (3)</b>	<b>2400m</b>	<b>2200m</b>
		Position in running (margin)	-	4(5.7)
		Sectional time (s)	13.95	15.07
		Cumulative time (s)	203.62	189.67
		Speed (m/s)	14.34	13.27
		Stride length (m)	7.07	6.85
		Stride duration (s)	0.486	0.516
		Stride efficiency (%)	78.04	73.38
		Stride count	28.30	29.19

#### Disclaimer.

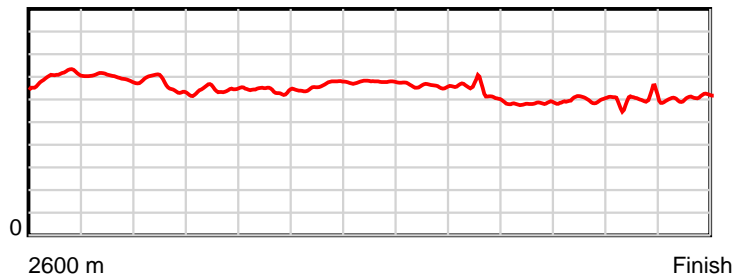
HRNZ and NZMTC and Thoroughbred Ratings Pty Ltd accepts no responsibility for the completeness or accuracy of any of the information contained herein, and makes no representations about its suitability for any particular purpose. Users should make their own judgements about those matters and/or seek independent advice. You assume all risks associated with use of the data provided on this page.

# Race Results

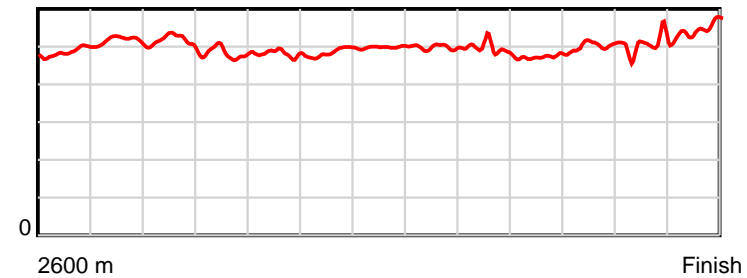
April 12, 2019, Race 7, CLARKSON SIGNS - VEHICLE SIGNAGE MOBILE TROT, Distance 2600m, Addington - Survey 3200m

Result	TAB no.	Horse (Barrier)	2200m to	2000m to	1800m to	1600m to	1400m to	1200m to	1000m to	800m to	600m to	400m to	200m to	Total or	Margin
10th	3	<b>Maria Tsarina (3)</b>	<b>2000m</b>	<b>1800m</b>	<b>1600m</b>	<b>1400m</b>	<b>1200m</b>	<b>1000m</b>	<b>800m</b>	<b>600m</b>	<b>400m</b>	<b>200m</b>	<b>WP</b>	<b>Average</b>	
		Position in running (margin)	4(9.6)	4(9.4)	3(4.6)	2(0.7)	2(0.8)	3(2.2)	2(2.2)	5(5.0)	8(8.6)	10(14.7)	10(26.8)		40.80
		Sectional time (s)	15.54	15.03	15.15	14.95	14.72	15.36	15.65	16.24	16.93	16.98	18.05		
		Cumulative time (s)	174.60	159.06	144.03	128.88	113.93	99.21	83.85	68.20	51.96	35.03	18.05	3:23.62	
		Speed (m/s)	12.87	13.31	13.20	13.38	13.59	13.02	12.78	12.32	11.81	11.78	11.08	12.77	
		Stride length (m)	6.64	6.42	6.35	6.49	6.77	6.48	6.29	5.83	5.94	5.92	6.10	6.37	
		Stride duration (s)	0.516	0.482	0.481	0.485	0.498	0.498	0.492	0.473	0.503	0.502	0.550	0.499	
		Stride efficiency (%)	68.91	64.36	62.92	65.81	71.63	65.57	61.74	53.12	55.14	54.68	58.08	63.48	
		Stride count	30.12	31.16	31.52	30.82	29.54	30.87	31.82	34.30	33.67	33.81	32.81	407.93	

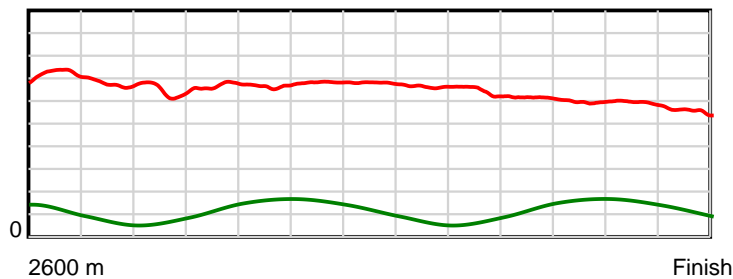
10 m Stride length



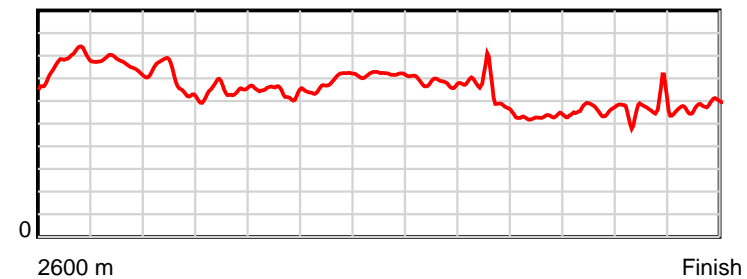
0.6 s Stride duration



20 m/sec Speed



100 % Stride efficiency



Note: Horizontal distance axis grid lines are 200m furlongs.

## Disclaimer.

HRNZ and NZMTC and Thoroughbred Ratings Pty Ltd accepts no responsibility for the completeness or accuracy of any of the information contained herein, and makes no representations about its suitability for any particular purpose. Users should make their own judgements about those matters and/or seek independent advice. You assume all risks associated with use of the data provided on this page.