



## Race Results

NZ Metropolitan Trotting Club Inc, HRNZ, April 12, 2019

Compilation date: April 12, 2019, 4:16:30 PM (NZST)

Copyright © 2019 HRNZ and NZMTC. All rights reserved.

### Trademarks.

StrideMASTER is a registered trademark of Thoroughbred Ratings Pty Ltd.

### Disclaimer.

HRNZ and NZMTC and Thoroughbred Ratings Pty Ltd accepts no responsibility for the completeness or accuracy of any of the information contained herein, and makes no representations about its suitability for any particular purpose. Users should make their own judgements about those matters and/or seek independent advice. You assume all risks associated with use of the data provided on this page.



# Race Results



April 12, 2019, Race 8, , Distance 2600m, Addington - Survey 3200m

Result	TAB no.	Horse (Barrier)	2600 to	2400m to
1st	7	Memphis Tennes... (7)	2400m	2200m
		Position in running (margin)	-	7(6.3)
		Sectional time (s)	13.85	14.30
		Cumulative time (s)	192.06	178.21
		Speed (m/s)	14.44	13.99
		Stride length (m)	6.47	6.18
		Stride duration (s)	0.442	0.442
		Stride efficiency (%)	65.38	59.62
		Stride count	30.92	32.38

## Disclaimer.

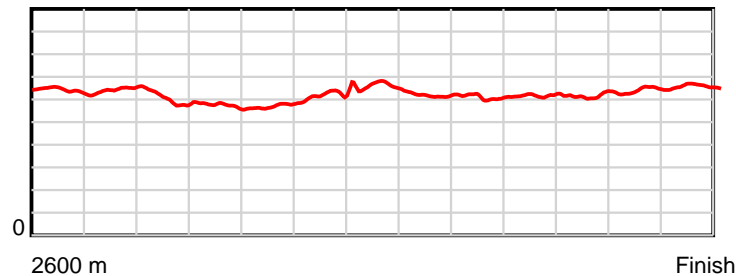
HRNZ and NZMTC and Thoroughbred Ratings Pty Ltd accepts no responsibility for the completeness or accuracy of any of the information contained herein, and makes no representations about its suitability for any particular purpose. Users should make their own judgements about those matters and/or seek independent advice. You assume all risks associated with use of the data provided on this page.

# Race Results

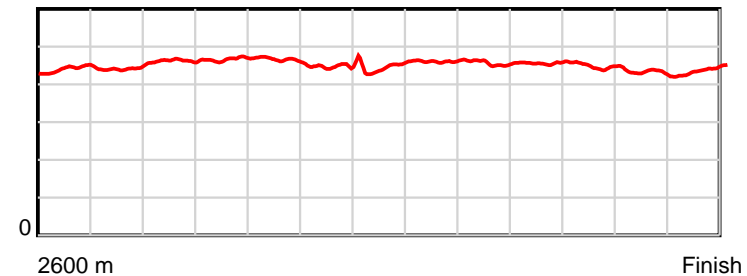
April 12, 2019, Race 8, , Distance 2600m, Addington - Survey 3200m

Result	TAB no.	Horse (Barrier)	2200m to	2000m to	1800m to	1600m to	1400m to	1200m to	1000m to	800m to	600m to	400m to	200m to	Total or	Margin
1st	7	Memphis Tennes... (7)	2000m	1800m	1600m	1400m	1200m	1000m	800m	600m	400m	200m	WP	Average	
		Position in running (margin)	7(8.6)	7(8.2)	7(8.0)	7(8.9)	7(7.3)	6(4.9)	6(5.1)	6(4.8)	5(3.7)	5(2.8)	3(1.5)		0.00
		Sectional time (s)	15.58	16.30	16.58	14.77	13.47	15.32	15.21	14.81	14.79	13.72	13.36		
		Cumulative time (s)	163.91	148.33	132.03	115.45	100.68	87.21	71.89	56.68	41.87	27.08	13.36	3:12.06	
		Speed (m/s)	12.84	12.27	12.06	13.54	14.85	13.05	13.15	13.50	13.52	14.58	14.97	13.54	
		Stride length (m)	5.94	5.72	5.62	6.08	6.59	6.02	5.99	6.16	6.05	6.27	6.57	6.12	
		Stride duration (s)	0.462	0.466	0.466	0.449	0.444	0.461	0.456	0.456	0.447	0.430	0.439	0.452	
		Stride efficiency (%)	55.05	51.16	49.36	57.75	67.95	56.62	56.16	59.29	57.18	61.52	67.52	58.43	
		Stride count	33.70	34.95	35.58	32.90	30.33	33.22	33.36	32.47	33.06	31.88	30.43	425.18	

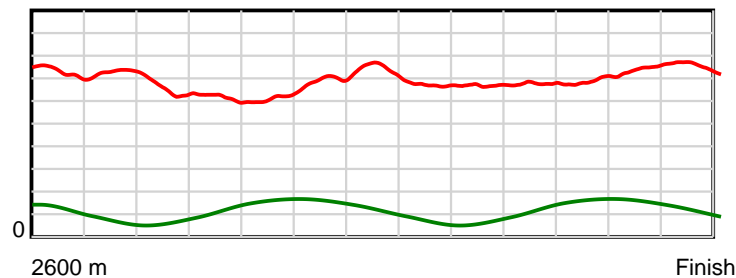
10 m Stride length



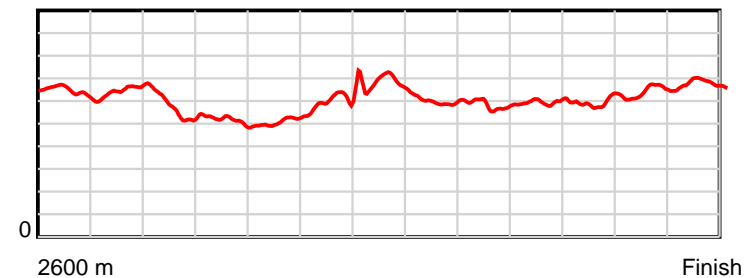
0.6 s Stride duration



20 m/sec Speed



100 % Stride efficiency



Note: Horizontal distance axis grid lines are 200m furlongs.

## Disclaimer.

HRNZ and NZMTC and Thoroughbred Ratings Pty Ltd accepts no responsibility for the completeness or accuracy of any of the information contained herein, and makes no representations about its suitability for any particular purpose. Users should make their own judgements about those matters and/or seek independent advice. You assume all risks associated with use of the data provided on this page.



# Race Results



April 12, 2019, Race 8, , Distance 2600m, Addington - Survey 3200m

Result	TAB no.	Horse (Barrier)	2600 to	2400m to
2nd	5	Enchantee (5)	2400m	2200m
		Position in running (margin)	-	4(3.3)
		Sectional time (s)	13.25	14.09
		Cumulative time (s)	192.11	178.86
		Speed (m/s)	15.10	14.19
		Stride length (m)	6.66	6.38
		Stride duration (s)	0.437	0.449
		Stride efficiency (%)	69.34	63.51
		Stride count	30.02	31.37

## Disclaimer.

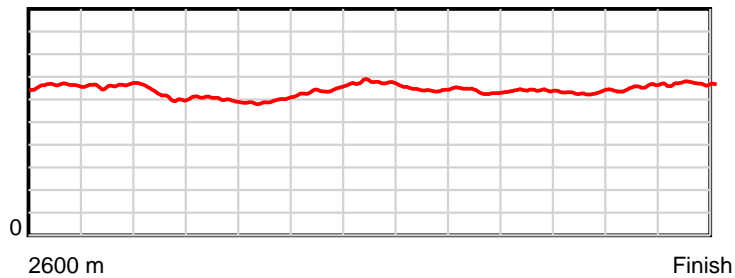
HRNZ and NZMTC and Thoroughbred Ratings Pty Ltd accepts no responsibility for the completeness or accuracy of any of the information contained herein, and makes no representations about its suitability for any particular purpose. Users should make their own judgements about those matters and/or seek independent advice. You assume all risks associated with use of the data provided on this page.

# Race Results

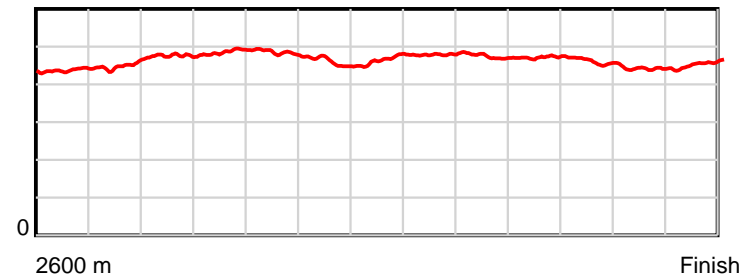
April 12, 2019, Race 8, , Distance 2600m, Addington - Survey 3200m

Result	TAB no.	Horse (Barrier)	2200m to	2000m to	1800m to	1600m to	1400m to	1200m to	1000m to	800m to	600m to	400m to	200m to	Total or	Margin
2nd	5	Enchantee (5)	2000m	1800m	1600m	1400m	1200m	1000m	800m	600m	400m	200m	WP	Average	
		Position in running (margin)	4(4.3)	4(4.4)	4(4.1)	5(4.8)	4(2.6)	4(3.0)	4(3.5)	4(3.2)	4(2.1)	3(1.3)	1(0.0)		0.20
		Sectional time (s)	15.66	16.29	16.54	14.67	13.93	15.37	15.21	14.82	14.80	13.72	13.76		
		Cumulative time (s)	164.77	149.11	132.82	116.28	101.61	87.68	72.31	57.10	42.28	27.48	13.76	3:12.11	
		Speed (m/s)	12.77	12.28	12.09	13.63	14.36	13.01	13.15	13.50	13.51	14.58	14.53	13.53	
		Stride length (m)	6.07	5.96	5.86	6.27	6.68	6.24	6.23	6.36	6.21	6.42	6.63	6.30	
		Stride duration (s)	0.476	0.486	0.485	0.460	0.466	0.480	0.474	0.471	0.459	0.441	0.456	0.465	
		Stride efficiency (%)	57.66	55.59	53.66	61.42	69.80	60.84	60.58	63.20	60.23	64.47	68.69	61.95	
		Stride count	32.92	33.53	34.13	31.90	29.93	32.05	32.12	31.45	32.22	31.14	30.17	412.95	

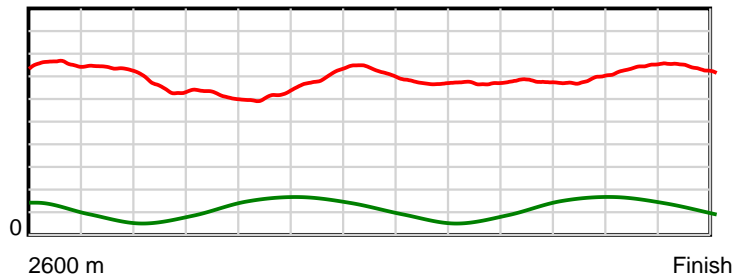
10 m Stride length



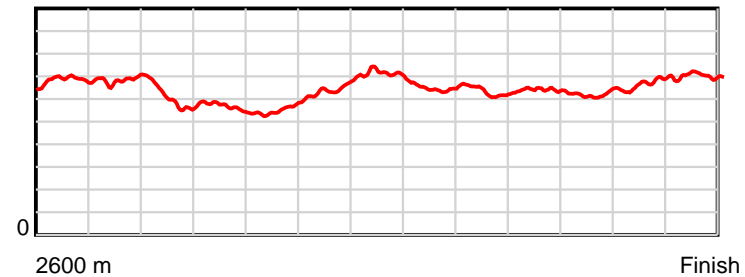
0.6 s Stride duration



20 m/sec Speed



100 % Stride efficiency



Note: Horizontal distance axis grid lines are 200m furlongs.

## Disclaimer.

HRNZ and NZMTC and Thoroughbred Ratings Pty Ltd accepts no responsibility for the completeness or accuracy of any of the information contained herein, and makes no representations about its suitability for any particular purpose. Users should make their own judgements about those matters and/or seek independent advice. You assume all risks associated with use of the data provided on this page.



# Race Results



April 12, 2019, Race 8, , Distance 2600m, Addington - Survey 3200m

Result	TAB no.	Horse (Barrier)	2600 to	2400m to
3rd	8	Wainui Creek (8)	2400m	2200m
		Position in running (margin)	-	8(8.5)
		Sectional time (s)	14.18	14.42
		Cumulative time (s)	192.31	178.13
		Speed (m/s)	14.11	13.87
		Stride length (m)	6.46	6.35
		Stride duration (s)	0.454	0.458
		Stride efficiency (%)	65.21	63.00
		Stride count	30.96	31.50

## Disclaimer.

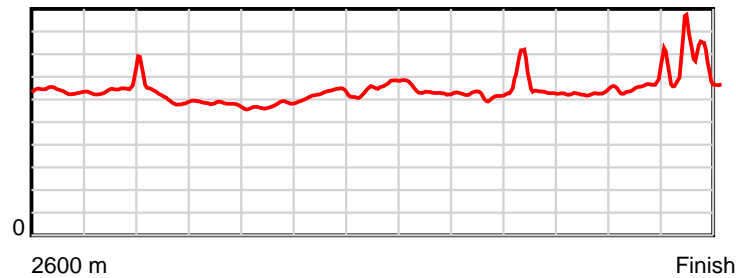
HRNZ and NZMTC and Thoroughbred Ratings Pty Ltd accepts no responsibility for the completeness or accuracy of any of the information contained herein, and makes no representations about its suitability for any particular purpose. Users should make their own judgements about those matters and/or seek independent advice. You assume all risks associated with use of the data provided on this page.

# Race Results

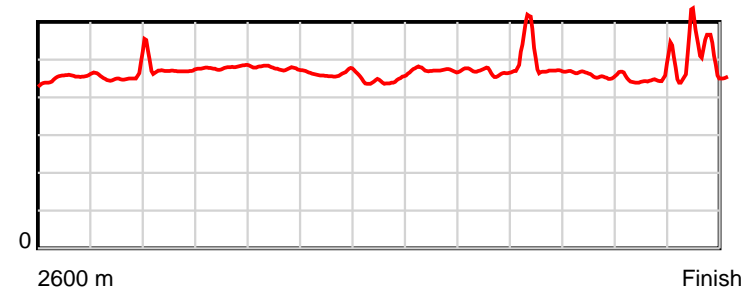
April 12, 2019, Race 8, , Distance 2600m, Addington - Survey 3200m

Result	TAB no.	Horse (Barrier)	2200m to	2000m to	1800m to	1600m to	1400m to	1200m to	1000m to	800m to	600m to	400m to	200m to	Total or	Margin
3rd	8	<b>Wainui Creek (8)</b>	<b>2000m</b>	<b>1800m</b>	<b>1600m</b>	<b>1400m</b>	<b>1200m</b>	<b>1000m</b>	<b>800m</b>	<b>600m</b>	<b>400m</b>	<b>200m</b>	<b>WP</b>	<b>Average</b>	
		Position in running (margin)	8(11.5)	8(10.6)	8(10.5)	8(11.1)	8(10.5)	7(7.6)	8(7.2)	8(6.6)	7(5.6)	7(4.7)	5(4.0)		1.40
		Sectional time (s)	15.49	16.32	16.55	14.92	13.39	15.23	15.17	14.82	14.78	13.82	13.22		
		Cumulative time (s)	163.71	148.22	131.90	115.35	100.43	87.04	71.81	56.64	41.82	27.04	13.22	3:12.31	
		Speed (m/s)	12.91	12.25	12.08	13.40	14.94	13.13	13.18	13.50	13.53	14.47	15.13	13.52	
		Stride length (m)	6.06	5.87	5.77	6.20	6.66	6.21	6.16	6.54	6.21	6.50	7.15	6.30	
		Stride duration (s)	0.470	0.479	0.477	0.462	0.446	0.473	0.467	0.484	0.459	0.449	0.473	0.466	
		Stride efficiency (%)	57.46	53.88	52.00	59.99	69.25	60.23	59.37	66.76	60.19	65.93	79.97	62.01	
		Stride count	32.98	34.06	34.67	32.28	30.04	32.22	32.45	30.60	32.23	30.79	27.96	412.74	

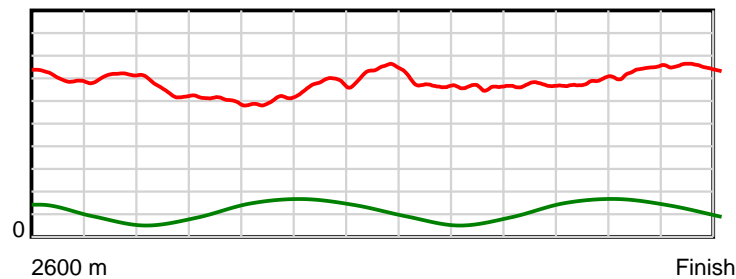
10 m Stride length



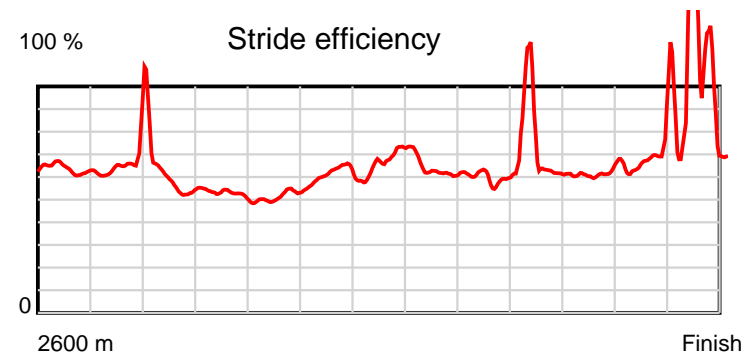
0.6 s Stride duration



20 m/sec Speed



100 % Stride efficiency



Note: Horizontal distance axis grid lines are 200m furlongs.

## Disclaimer.

HRNZ and NZMTC and Thoroughbred Ratings Pty Ltd accepts no responsibility for the completeness or accuracy of any of the information contained herein, and makes no representations about its suitability for any particular purpose. Users should make their own judgements about those matters and/or seek independent advice. You assume all risks associated with use of the data provided on this page.



# Race Results



April 12, 2019, Race 8, , Distance 2600m, Addington - Survey 3200m

Result	TAB no.	Horse (Barrier)	2600 to	2400m to
4th	3	<b>Double O Heave... (3)</b>	<b>2400m</b>	<b>2200m</b>
		Position in running (margin)	-	2(1.5)
		Sectional time (s)	13.15	13.99
		Cumulative time (s)	192.94	179.79
		Speed (m/s)	15.21	14.30
		Stride length (m)	6.51	6.21
		Stride duration (s)	0.422	0.435
		Stride efficiency (%)	66.20	60.36
		Stride count	30.73	32.18

#### Disclaimer.

HRNZ and NZMTC and Thoroughbred Ratings Pty Ltd accepts no responsibility for the completeness or accuracy of any of the information contained herein, and makes no representations about its suitability for any particular purpose. Users should make their own judgements about those matters and/or seek independent advice. You assume all risks associated with use of the data provided on this page.

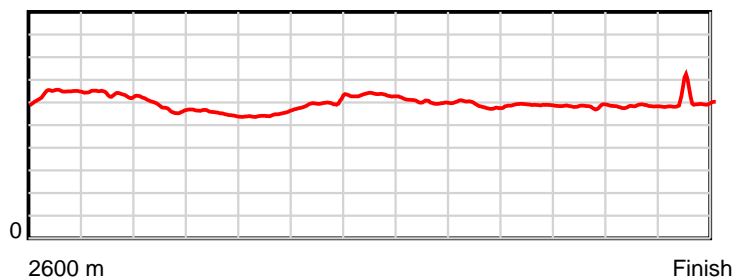


# Race Results

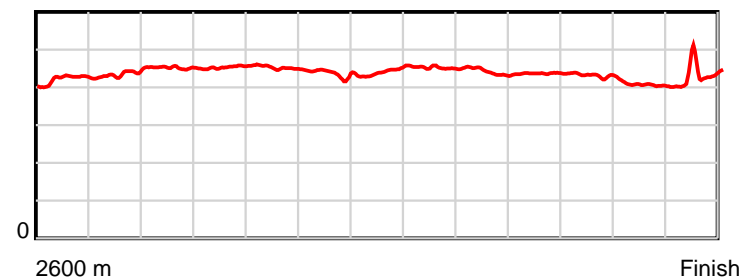
April 12, 2019, Race 8, , Distance 2600m, Addington - Survey 3200m

Result	TAB no.	Horse (Barrier)	2200m to	2000m to	1800m to	1600m to	1400m to	1200m to	1000m to	800m to	600m to	400m to	200m to	Total or	Margin
4th	3	<b>Double O Heave... (3)</b>	<b>2000m</b>	<b>1800m</b>	<b>1600m</b>	<b>1400m</b>	<b>1200m</b>	<b>1000m</b>	<b>800m</b>	<b>600m</b>	<b>400m</b>	<b>200m</b>	<b>WP</b>	<b>Average</b>	
		Position in running (margin)	2(1.9)	2(2.3)	2(2.2)	3(2.8)	2(1.1)	2(1.4)	2(1.5)	2(1.1)	2(0.1)	1(0.0)	2(0.5)		4.90
		Sectional time (s)	15.71	16.33	16.52	14.75	13.94	15.30	15.20	14.82	14.92	14.03	14.28		
		Cumulative time (s)	165.80	150.09	133.76	117.24	102.49	88.55	73.25	58.05	43.23	28.31	14.28	3:12.94	
		Speed (m/s)	12.73	12.25	12.11	13.56	14.35	13.07	13.16	13.50	13.40	14.26	14.01	13.48	
		Stride length (m)	5.75	5.55	5.48	5.92	6.34	5.89	5.80	5.89	5.77	5.79	6.07	5.91	
		Stride duration (s)	0.452	0.453	0.453	0.436	0.442	0.451	0.441	0.437	0.430	0.406	0.434	0.438	
		Stride efficiency (%)	51.69	48.16	46.91	54.73	62.79	54.27	52.61	54.26	52.05	52.30	57.60	54.55	
		Stride count	34.77	36.03	36.50	33.80	31.55	33.94	34.47	33.94	34.65	34.57	32.94	440.07	

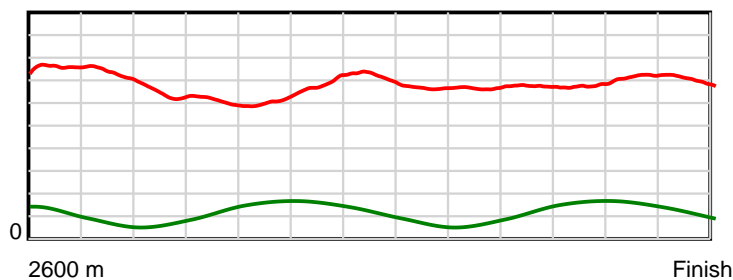
10 m Stride length



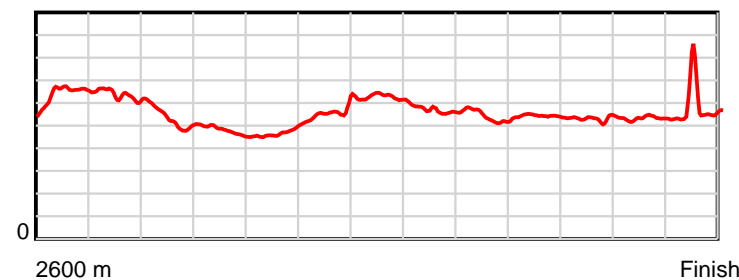
0.6 s Stride duration



20 m/sec Speed



100 % Stride efficiency



Note: Horizontal distance axis grid lines are 200m furlongs.

## Disclaimer.

HRNZ and NZMTC and Thoroughbred Ratings Pty Ltd accepts no responsibility for the completeness or accuracy of any of the information contained herein, and makes no representations about its suitability for any particular purpose. Users should make their own judgements about those matters and/or seek independent advice. You assume all risks associated with use of the data provided on this page.



# Race Results



April 12, 2019, Race 8, , Distance 2600m, Addington - Survey 3200m

Result	TAB no.	Horse (Barrier)	2600 to	2400m to
5th	1	<b>Doctor Tim (1)</b>	<b>2400m</b>	<b>2200m</b>
		Position in running (margin)	-	3(2.0)
		Sectional time (s)	13.15	14.15
		Cumulative time (s)	193.07	179.92
		Speed (m/s)	15.21	14.13
		Stride length (m)	6.44	6.12
		Stride duration (s)	0.418	0.433
		Stride efficiency (%)	64.86	58.47
		Stride count	31.04	32.69

#### Disclaimer.

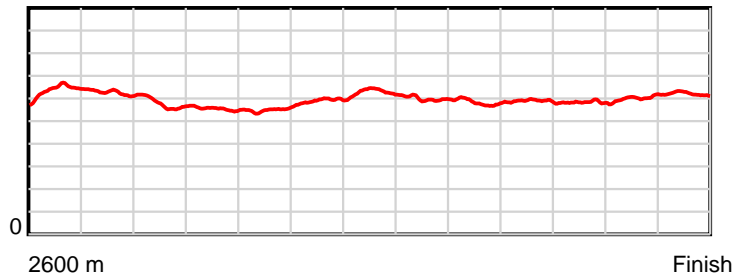
HRNZ and NZMTC and Thoroughbred Ratings Pty Ltd accepts no responsibility for the completeness or accuracy of any of the information contained herein, and makes no representations about its suitability for any particular purpose. Users should make their own judgements about those matters and/or seek independent advice. You assume all risks associated with use of the data provided on this page.

# Race Results

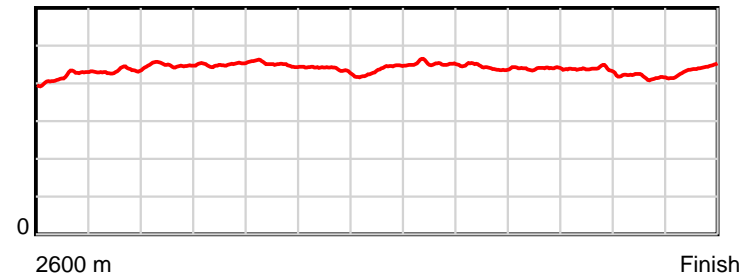
April 12, 2019, Race 8, , Distance 2600m, Addington - Survey 3200m

Result	TAB no.	Horse (Barrier)	2200m to	2000m to	1800m to	1600m to	1400m to	1200m to	1000m to	800m to	600m to	400m to	200m to	Total or	Margin
5th	1	<b>Doctor Tim (1)</b>	<b>2000m</b>	<b>1800m</b>	<b>1600m</b>	<b>1400m</b>	<b>1200m</b>	<b>1000m</b>	<b>800m</b>	<b>600m</b>	<b>400m</b>	<b>200m</b>	<b>WP</b>	<b>Average</b>	
		Position in running (margin)	3(3.4)	3(2.4)	3(2.5)	2(2.4)	3(1.9)	3(2.7)	3(2.6)	3(2.2)	3(2.0)	4(2.5)	4(2.8)		5.60
		Sectional time (s)	15.48	16.35	16.42	14.96	13.99	15.27	15.20	14.96	15.03	13.99	14.12		
		Cumulative time (s)	165.77	150.29	133.94	117.52	102.56	88.57	73.30	58.10	43.14	28.11	14.12	3:13.07	
		Speed (m/s)	12.92	12.23	12.18	13.37	14.30	13.10	13.16	13.37	13.31	14.30	14.16	13.47	
		Stride length (m)	5.79	5.51	5.50	5.86	6.21	5.92	5.82	5.87	5.83	5.96	6.19	5.91	
		Stride duration (s)	0.448	0.450	0.451	0.439	0.434	0.452	0.442	0.439	0.438	0.417	0.437	0.439	
		Stride efficiency (%)	52.40	47.40	47.20	53.75	60.20	54.82	52.90	53.86	53.06	55.59	59.89	54.65	
		Stride count	34.54	36.31	36.39	34.10	32.22	33.77	34.37	34.07	34.32	33.53	32.30	439.65	

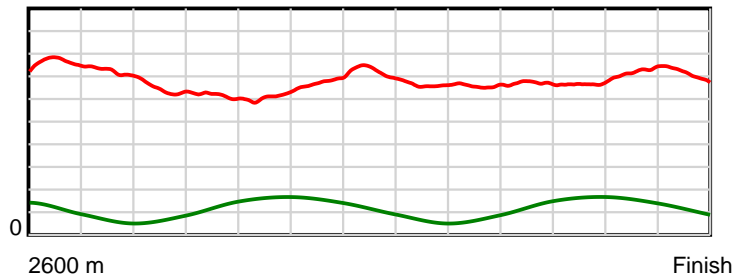
10 m Stride length



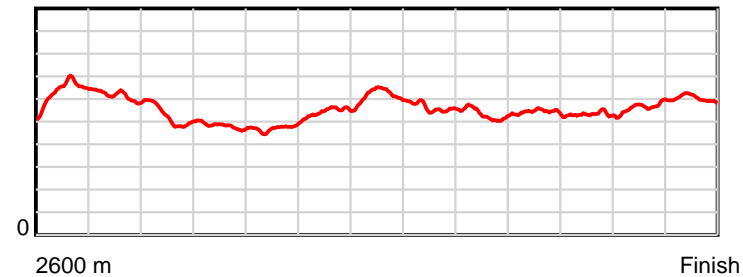
0.6 s Stride duration



20 m/sec Speed



100 % Stride efficiency



Note: Horizontal distance axis grid lines are 200m furlongs.

## Disclaimer.

HRNZ and NZMTC and Thoroughbred Ratings Pty Ltd accepts no responsibility for the completeness or accuracy of any of the information contained herein, and makes no representations about its suitability for any particular purpose. Users should make their own judgements about those matters and/or seek independent advice. You assume all risks associated with use of the data provided on this page.



# Race Results



April 12, 2019, Race 8, , Distance 2600m, Addington - Survey 3200m

Result	TAB no.	Horse (Barrier)	2600 to	2400m to
6th	4	<b>Stompem (4)</b>	<b>2400m</b>	<b>2200m</b>
		Position in running (margin)	-	6(5.2)
		Sectional time (s)	13.53	14.01
		Cumulative time (s)	194.21	180.68
		Speed (m/s)	14.78	14.28
		Stride length (m)	6.81	6.62
		Stride duration (s)	0.460	0.464
		Stride efficiency (%)	72.47	68.51
		Stride count	29.37	30.21

#### Disclaimer.

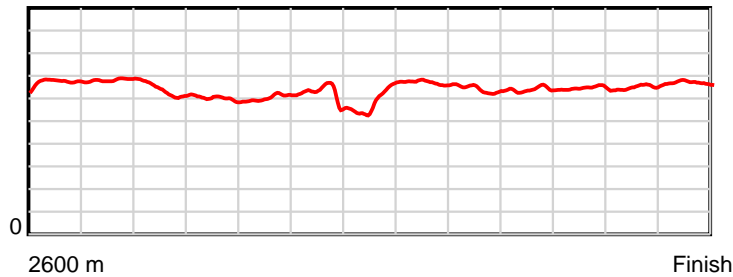
HRNZ and NZMTC and Thoroughbred Ratings Pty Ltd accepts no responsibility for the completeness or accuracy of any of the information contained herein, and makes no representations about its suitability for any particular purpose. Users should make their own judgements about those matters and/or seek independent advice. You assume all risks associated with use of the data provided on this page.

# Race Results

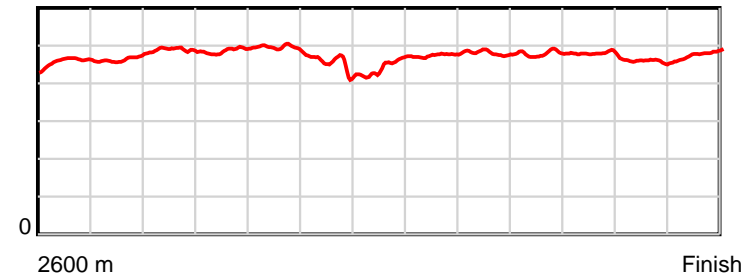
April 12, 2019, Race 8, , Distance 2600m, Addington - Survey 3200m

Result	TAB no.	Horse (Barrier)	2200m to	2000m to	1800m to	1600m to	1400m to	1200m to	1000m to	800m to	600m to	400m to	200m to	Total or	Margin
6th	4	Stompem (4)	2000m	1800m	1600m	1400m	1200m	1000m	800m	600m	400m	200m	WP	Average	
		Position in running (margin)	6(5.7)	6(6.3)	6(6.0)	6(6.8)	6(6.6)	8(12.5)	7(7.2)	7(6.1)	8(6.3)	8(6.0)	6(8.3)		11.90
		Sectional time (s)	15.74	16.30	16.56	14.99	14.86	14.40	15.09	15.02	14.89	14.33	14.49		
		Cumulative time (s)	166.67	150.93	134.63	118.07	103.08	88.22	73.82	58.73	43.71	28.82	14.49	3:14.21	
		Speed (m/s)	12.71	12.27	12.08	13.34	13.46	13.89	13.25	13.32	13.43	13.96	13.80	13.39	
		Stride length (m)	6.21	5.97	5.97	6.01	5.97	6.59	6.36	6.38	6.43	6.39	6.62	6.32	
		Stride duration (s)	0.489	0.486	0.494	0.450	0.444	0.475	0.480	0.479	0.478	0.458	0.479	0.472	
		Stride efficiency (%)	60.29	55.65	55.69	56.44	55.74	67.96	63.22	63.62	64.55	63.78	68.44	62.44	
		Stride count	32.20	33.51	33.50	33.28	33.49	30.33	31.44	31.34	31.12	31.30	30.22	411.31	

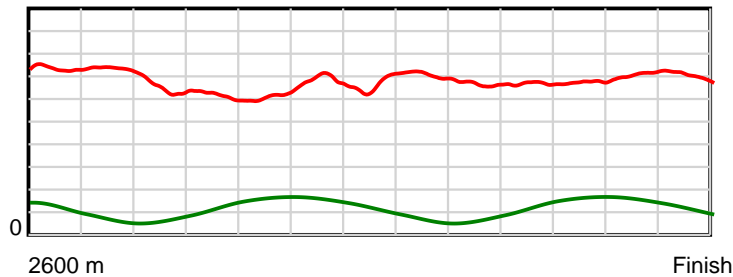
10 m Stride length



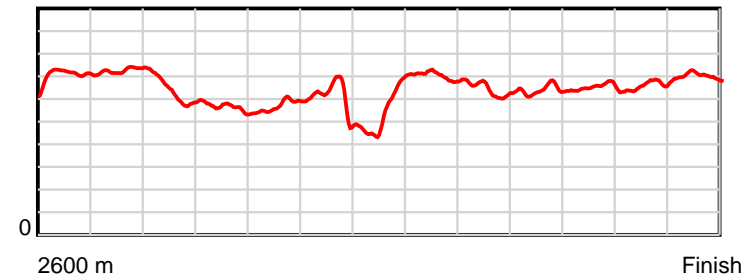
0.6 s Stride duration



20 m/sec Speed



100 % Stride efficiency



Note: Horizontal distance axis grid lines are 200m furlongs.

## Disclaimer.

HRNZ and NZMTC and Thoroughbred Ratings Pty Ltd accepts no responsibility for the completeness or accuracy of any of the information contained herein, and makes no representations about its suitability for any particular purpose. Users should make their own judgements about those matters and/or seek independent advice. You assume all risks associated with use of the data provided on this page.



# Race Results



April 12, 2019, Race 8, , Distance 2600m, Addington - Survey 3200m

Result	TAB no.	Horse (Barrier)	2600 to	2400m to
7th	2	Smoke N Reacto... (2)	2400m	2200m
		Position in running (margin)	-	5(3.9)
		Sectional time (s)	13.42	14.01
		Cumulative time (s)	195.10	181.68
		Speed (m/s)	14.90	14.28
		Stride length (m)	6.63	6.49
		Stride duration (s)	0.442	0.455
		Stride efficiency (%)	68.63	65.89
		Stride count	30.18	30.80

## Disclaimer.

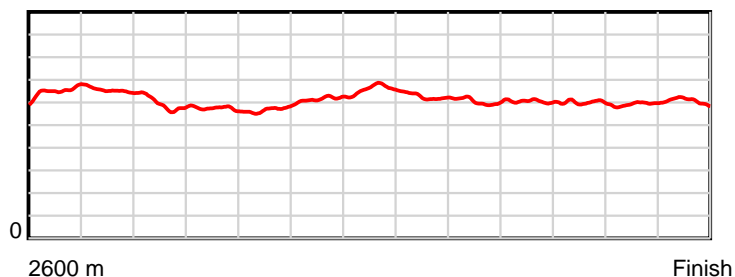
HRNZ and NZMTC and Thoroughbred Ratings Pty Ltd accepts no responsibility for the completeness or accuracy of any of the information contained herein, and makes no representations about its suitability for any particular purpose. Users should make their own judgements about those matters and/or seek independent advice. You assume all risks associated with use of the data provided on this page.

# Race Results

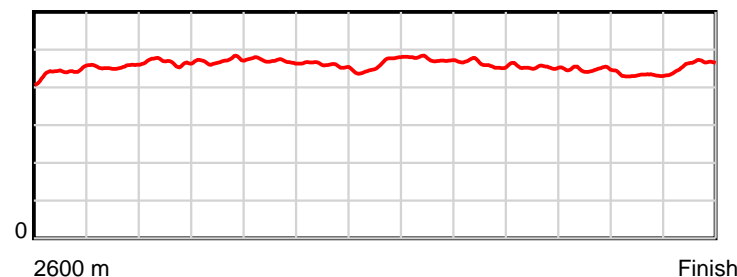
April 12, 2019, Race 8, , Distance 2600m, Addington - Survey 3200m

Result	TAB no.	Horse (Barrier)	2200m to	2000m to	1800m to	1600m to	1400m to	1200m to	1000m to	800m to	600m to	400m to	200m to	Total or	Margin
7th	2	Smoke N Reacto... (2)	2000m	1800m	1600m	1400m	1200m	1000m	800m	600m	400m	200m	WP	Average	
		Position in running (margin)	5(4.5)	5(4.5)	5(4.7)	4(4.7)	5(4.0)	5(4.2)	5(4.1)	5(3.8)	6(4.3)	6(4.2)	7(8.5)		16.90
		Sectional time (s)	15.64	16.38	16.44	14.92	13.91	15.26	15.23	15.06	14.93	14.64	15.26		
		Cumulative time (s)	167.67	152.03	135.65	119.21	104.29	90.38	75.12	59.89	44.83	29.90	15.26	3:15.10	
		Speed (m/s)	12.79	12.21	12.17	13.40	14.38	13.11	13.13	13.28	13.40	13.66	13.11	13.33	
		Stride length (m)	5.97	5.75	5.73	6.16	6.61	6.23	6.06	6.03	6.00	5.90	6.04	6.11	
		Stride duration (s)	0.467	0.471	0.471	0.460	0.459	0.475	0.462	0.454	0.448	0.432	0.461	0.458	
		Stride efficiency (%)	55.71	51.66	51.30	59.37	68.18	60.56	57.47	56.73	56.23	54.38	56.96	58.33	
		Stride count	33.49	34.79	34.91	32.45	30.28	32.13	32.98	33.19	33.34	33.90	33.13	425.57	

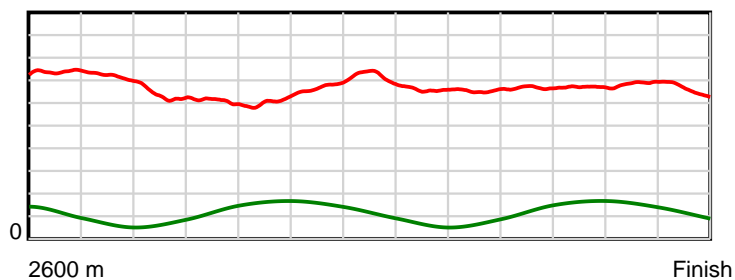
10 m Stride length



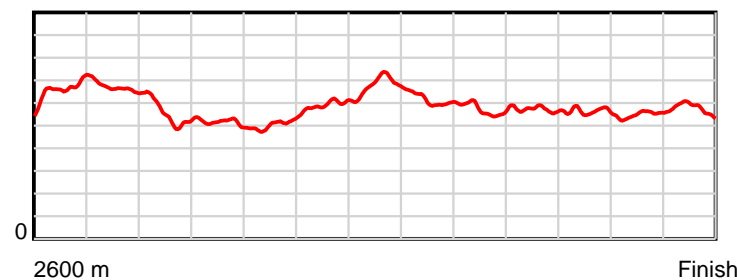
0.6 s Stride duration



20 m/sec Speed



100 % Stride efficiency



Note: Horizontal distance axis grid lines are 200m furlongs.

**Disclaimer.**

HRNZ and NZMTC and Thoroughbred Ratings Pty Ltd accepts no responsibility for the completeness or accuracy of any of the information contained herein, and makes no representations about its suitability for any particular purpose. Users should make their own judgements about those matters and/or seek independent advice. You assume all risks associated with use of the data provided on this page.



# Race Results



April 12, 2019, Race 8, , Distance 2600m, Addington - Survey 3200m

Result	TAB no.	Horse (Barrier)	2600 to	2400m to
8th	9	<b>Franco Hampton (9)</b>	<b>2400m</b>	<b>2200m</b>
		Position in running (margin)	-	9(8.7)
		Sectional time (s)	14.24	14.93
		Cumulative time (s)	195.25	181.01
		Speed (m/s)	14.05	13.40
		Stride length (m)	6.50	6.05
		Stride duration (s)	0.458	0.452
		Stride efficiency (%)	66.08	57.25
		Stride count	30.76	33.04

#### Disclaimer.

HRNZ and NZMTC and Thoroughbred Ratings Pty Ltd accepts no responsibility for the completeness or accuracy of any of the information contained herein, and makes no representations about its suitability for any particular purpose. Users should make their own judgements about those matters and/or seek independent advice. You assume all risks associated with use of the data provided on this page.

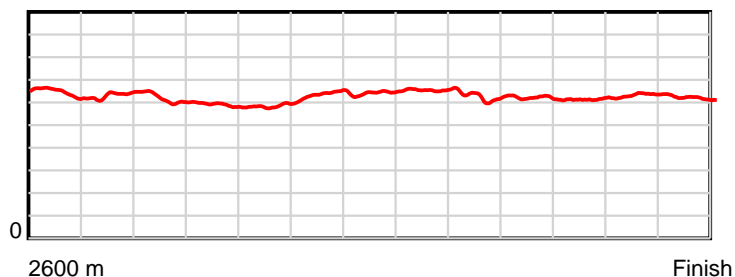


# Race Results

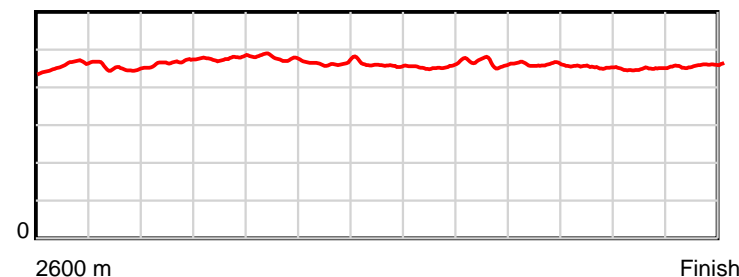
April 12, 2019, Race 8, , Distance 2600m, Addington - Survey 3200m

Result	TAB no.	Horse (Barrier)	2200m to	2000m to	1800m to	1600m to	1400m to	1200m to	1000m to	800m to	600m to	400m to	200m to	Total or	Margin
8th	9	<b>Franco Hampton (9)</b>	<b>2000m</b>	<b>1800m</b>	<b>1600m</b>	<b>1400m</b>	<b>1200m</b>	<b>1000m</b>	<b>800m</b>	<b>600m</b>	<b>400m</b>	<b>200m</b>	<b>WP</b>	<b>Average</b>	
		Position in running (margin)	9(14.8)	9(13.8)	9(13.2)	9(13.4)	9(12.4)	9(15.5)	9(9.3)	9(8.6)	9(7.9)	9(8.2)	9(11.7)		17.70
		Sectional time (s)	15.48	16.24	16.46	14.87	14.39	14.25	15.14	14.89	14.99	14.52	14.85		
		Cumulative time (s)	166.08	150.60	134.36	117.90	103.03	88.64	74.39	59.25	44.36	29.37	14.85	3:15.25	
		Speed (m/s)	12.92	12.32	12.15	13.45	13.90	14.04	13.21	13.43	13.34	13.77	13.47	13.32	
		Stride length (m)	6.03	5.88	5.81	6.25	6.36	6.39	6.14	6.19	6.04	6.19	6.17	6.15	
		Stride duration (s)	0.467	0.477	0.478	0.465	0.458	0.456	0.465	0.461	0.453	0.450	0.458	0.462	
		Stride efficiency (%)	56.86	53.98	52.69	61.11	63.15	63.88	59.01	59.93	57.08	59.91	59.58	59.10	
		Stride count	33.16	34.03	34.44	31.98	31.46	31.28	32.55	32.29	33.09	32.30	32.39	422.77	

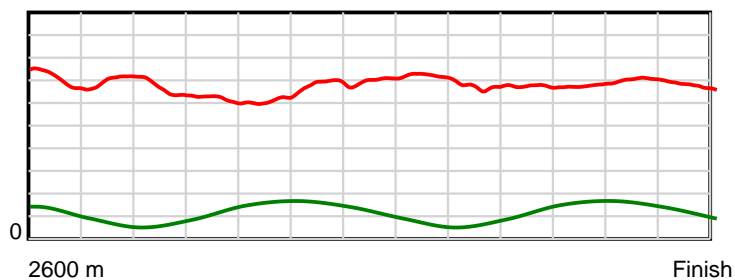
10 m Stride length



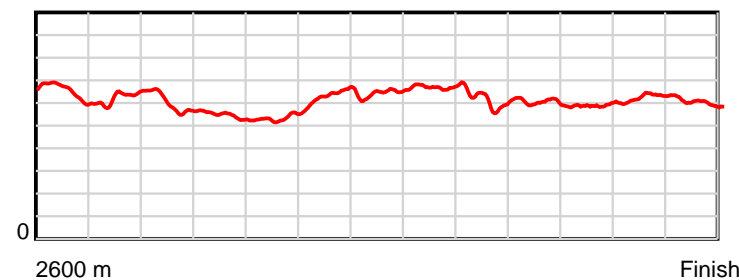
0.6 s Stride duration



20 m/sec Speed



100 % Stride efficiency



Note: Horizontal distance axis grid lines are 200m furlongs.

## Disclaimer.

HRNZ and NZMTC and Thoroughbred Ratings Pty Ltd accepts no responsibility for the completeness or accuracy of any of the information contained herein, and makes no representations about its suitability for any particular purpose. Users should make their own judgements about those matters and/or seek independent advice. You assume all risks associated with use of the data provided on this page.



# Race Results



April 12, 2019, Race 8, , Distance 2600m, Addington - Survey 3200m

Result	TAB no.	Horse (Barrier)	2600 to	2400m to
9th	6	<b>Stun Gun (6)</b>	<b>2400m</b>	<b>2200m</b>
		Position in running (margin)	-	1(0.0)
		Sectional time (s)	12.66	13.92
		Cumulative time (s)	196.66	184.00
		Speed (m/s)	15.80	14.37
		Stride length (m)	6.60	6.30
		Stride duration (s)	0.422	0.438
		Stride efficiency (%)	68.04	62.00
		Stride count	30.31	31.75

## Disclaimer.

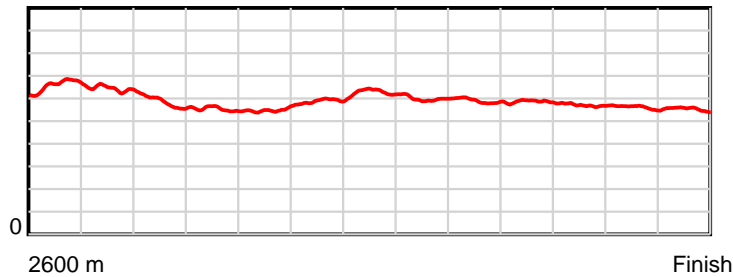
HRNZ and NZMTC and Thoroughbred Ratings Pty Ltd accepts no responsibility for the completeness or accuracy of any of the information contained herein, and makes no representations about its suitability for any particular purpose. Users should make their own judgements about those matters and/or seek independent advice. You assume all risks associated with use of the data provided on this page.

# Race Results

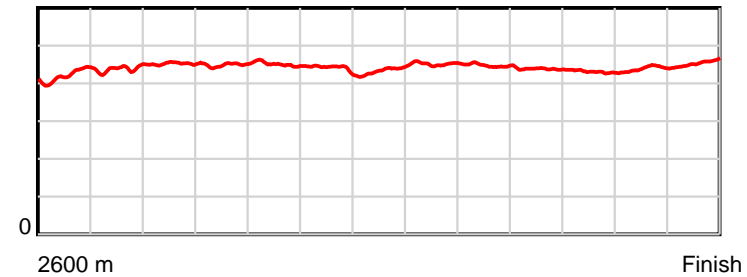
April 12, 2019, Race 8, , Distance 2600m, Addington - Survey 3200m

Result	TAB no.	Horse (Barrier)	2200m to	2000m to	1800m to	1600m to	1400m to	1200m to	1000m to	800m to	600m to	400m to	200m to	Total or	Margin
9th	6	<b>Stun Gun (6)</b>	<b>2000m</b>	<b>1800m</b>	<b>1600m</b>	<b>1400m</b>	<b>1200m</b>	<b>1000m</b>	<b>800m</b>	<b>600m</b>	<b>400m</b>	<b>200m</b>	<b>WP</b>	<b>Average</b>	
		Position in running (margin)	1(0.0)	1(0.0)	1(0.0)	1(0.0)	1(0.0)	1(0.0)	1(0.0)	1(0.0)	1(0.0)	2(0.6)	8(10.9)		25.50
		Sectional time (s)	15.65	16.34	16.43	15.03	13.87	15.29	15.27	14.99	15.04	15.65	16.52		
		Cumulative time (s)	170.08	154.43	138.09	121.66	106.63	92.76	77.47	62.20	47.21	32.17	16.52	3:16.66	
		Speed (m/s)	12.78	12.24	12.17	13.31	14.42	13.08	13.10	13.34	13.30	12.78	12.11	13.22	
		Stride length (m)	5.78	5.50	5.49	5.87	6.25	5.91	5.86	5.84	5.73	5.61	5.50	5.85	
		Stride duration (s)	0.452	0.449	0.451	0.441	0.433	0.452	0.448	0.438	0.431	0.439	0.454	0.442	
		Stride efficiency (%)	52.15	47.20	47.12	53.79	60.99	54.62	53.71	53.28	51.24	49.17	47.22	53.41	
		Stride count	34.62	36.39	36.42	34.09	32.01	33.83	34.11	34.25	34.93	35.65	36.38	444.74	

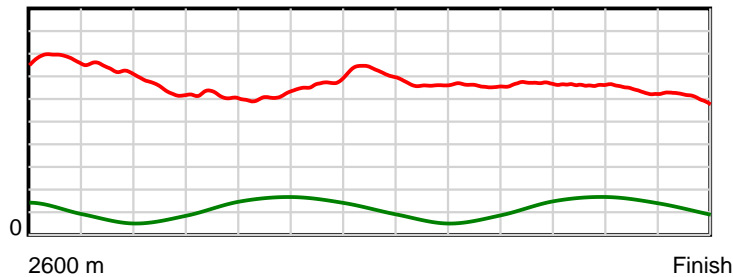
10 m Stride length



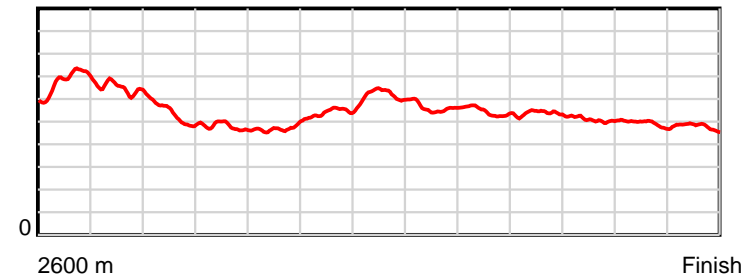
0.6 s Stride duration



20 m/sec Speed



100 % Stride efficiency



Note: Horizontal distance axis grid lines are 200m furlongs.

**Disclaimer.**

HRNZ and NZMTC and Thoroughbred Ratings Pty Ltd accepts no responsibility for the completeness or accuracy of any of the information contained herein, and makes no representations about its suitability for any particular purpose. Users should make their own judgements about those matters and/or seek independent advice. You assume all risks associated with use of the data provided on this page.