



## Race Results

NZ Metropolitan Trotting Club Inc, HRNZ, April 20, 2019

Compilation date: April 20, 2019, 1:06:25 PM (NZST)

Copyright © 2019 HRNZ and NZMTC. All rights reserved.

### Trademarks.

StrideMASTER is a registered trademark of Thoroughbred Ratings Pty Ltd.

### Disclaimer.

HRNZ and NZMTC and Thoroughbred Ratings Pty Ltd accepts no responsibility for the completeness or accuracy of any of the information contained herein, and makes no representations about its suitability for any particular purpose. Users should make their own judgements about those matters and/or seek independent advice. You assume all risks associated with use of the data provided on this page.



# Race Results



April 20, 2019, Race 2, CHRISTCHURCH CASINO/\$5,000 BONUS EARLY QUADDIE TROT, Distance 2600m, Addington - Survey 3200m

Result	TAB no.	Horse (Barrier)	2600 to	2400m to
1st	11	<b>Overzealous (13)</b>	<b>2400m</b>	<b>2200m</b>
		Position in running (margin)	-	1(0.0)
		Sectional time (s)	16.64	15.34
		Cumulative time (s)	201.61	184.97
		Speed (m/s)	12.02	13.04
		Stride length (m)	5.65	5.88
		Stride duration (s)	0.468	0.451
		Stride efficiency (%)	49.86	53.95
		Stride count	35.41	34.04

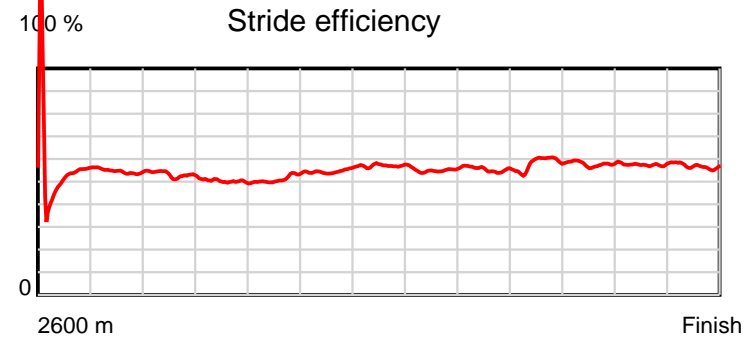
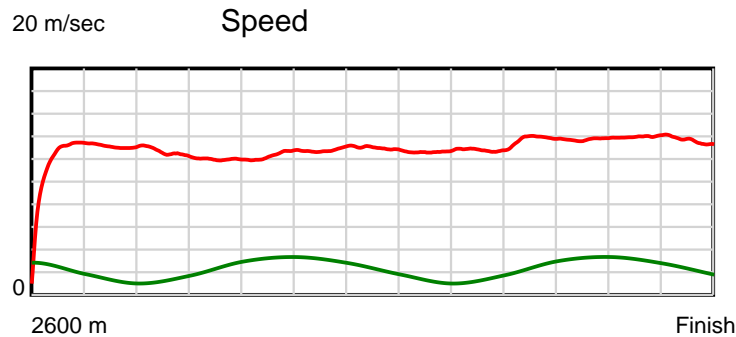
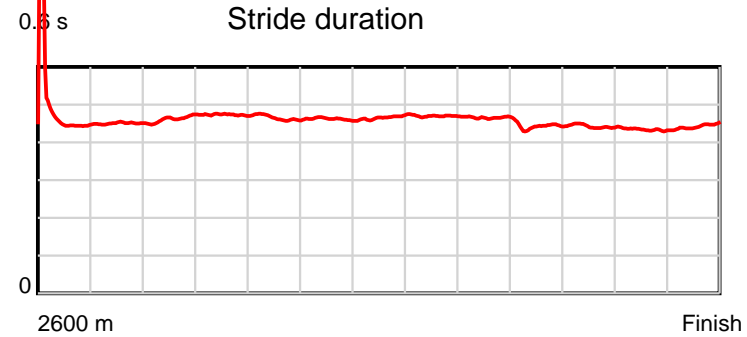
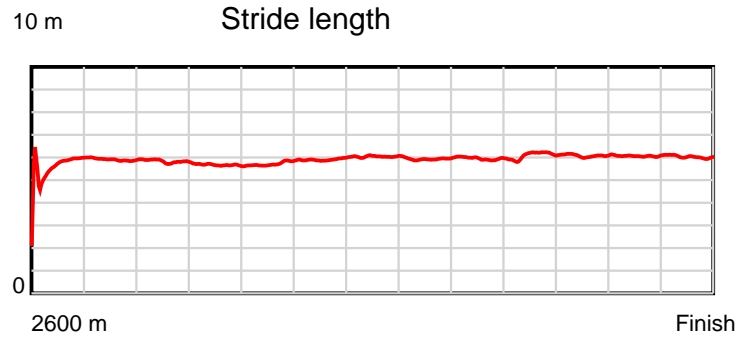
#### Disclaimer.

HRNZ and NZMTC and Thoroughbred Ratings Pty Ltd accepts no responsibility for the completeness or accuracy of any of the information contained herein, and makes no representations about its suitability for any particular purpose. Users should make their own judgements about those matters and/or seek independent advice. You assume all risks associated with use of the data provided on this page.

# Race Results

April 20, 2019, Race 2, CHRISTCHURCH CASINO/\$5,000 BONUS EARLY QUADDIE TROT, Distance 2600m, Addington - Survey 3200m

Result	TAB no.	Horse (Barrier)	2200m to	2000m to	1800m to	1600m to	1400m to	1200m to	1000m to	800m to	600m to	400m to	200m to	Total or	Margin
1st	11	<b>Overzealous (13)</b>	<b>2000m</b>	<b>1800m</b>	<b>1600m</b>	<b>1400m</b>	<b>1200m</b>	<b>1000m</b>	<b>800m</b>	<b>600m</b>	<b>400m</b>	<b>200m</b>	<b>WP</b>	<b>Average</b>	
		Position in running (margin)	1(0.0)	1(0.0)	1(0.0)	1(0.0)	1(0.0)	1(0.0)	1(0.0)	1(0.0)	1(0.0)	2(0.1)	1(0.0)		0.00
		Sectional time (s)	15.96	16.61	16.27	15.52	15.46	15.84	15.80	14.47	14.70	14.23	14.77		
		Cumulative time (s)	169.63	153.67	137.06	120.79	105.27	89.81	73.97	58.17	43.70	29.00	14.77	3:21.61	
		Speed (m/s)	12.53	12.04	12.29	12.89	12.94	12.63	12.66	13.82	13.61	14.05	13.54	12.90	
		Stride length (m)	5.80	5.69	5.72	5.95	6.03	5.93	5.89	6.11	6.02	6.10	6.01	5.90	
		Stride duration (s)	0.462	0.473	0.465	0.462	0.466	0.470	0.465	0.442	0.443	0.434	0.444	0.458	
		Stride efficiency (%)	52.49	50.62	51.06	55.41	56.84	54.90	54.22	58.30	56.65	58.06	56.35	54.41	
		Stride count	34.51	35.14	34.99	33.59	33.16	33.74	33.95	32.74	33.22	32.81	33.31	440.61	



Note: Horizontal distance axis grid lines are 200m furlongs.

#### Disclaimer.

HRNZ and NZMTC and Thoroughbred Ratings Pty Ltd accepts no responsibility for the completeness or accuracy of any of the information contained herein, and makes no representations about its suitability for any particular purpose. Users should make their own judgements about those matters and/or seek independent advice. You assume all risks associated with use of the data provided on this page.



# Race Results



April 20, 2019, Race 2, CHRISTCHURCH CASINO/\$5,000 BONUS EARLY QUADDIE TROT, Distance 2600m, Addington - Survey 3200m

Result	TAB no.	Horse (Barrier)	2600 to	2400m to
2nd	16	<b>Jerry Garcia (1)</b>	<b>2400m</b>	<b>2200m</b>
		Position in running (margin)	-	10(12.0)
		Sectional time (s)	18.48	16.51
		Cumulative time (s)	201.72	183.24
		Speed (m/s)	10.82	12.11
		Stride length (m)	5.62	5.76
		Stride duration (s)	0.475	0.475
		Stride efficiency (%)	49.33	51.80
		Stride count	35.60	34.74

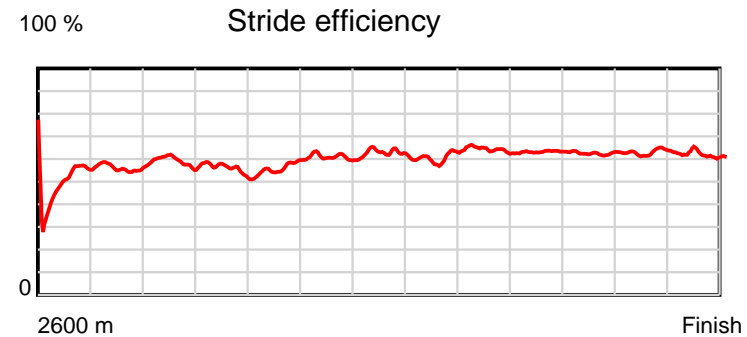
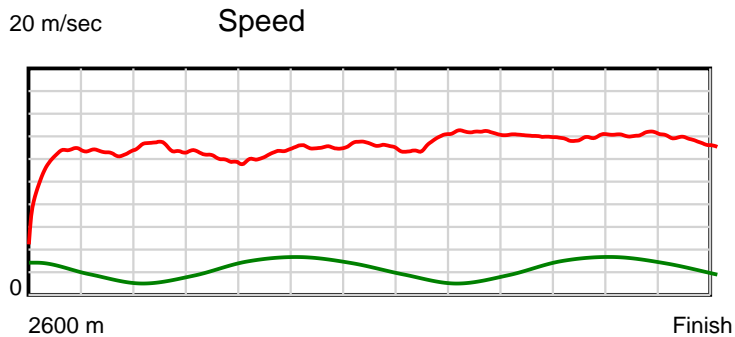
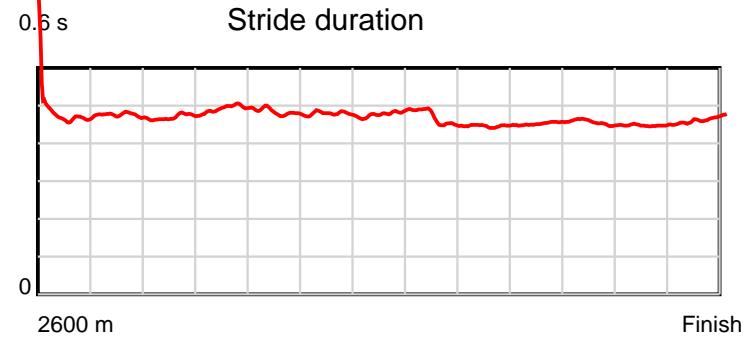
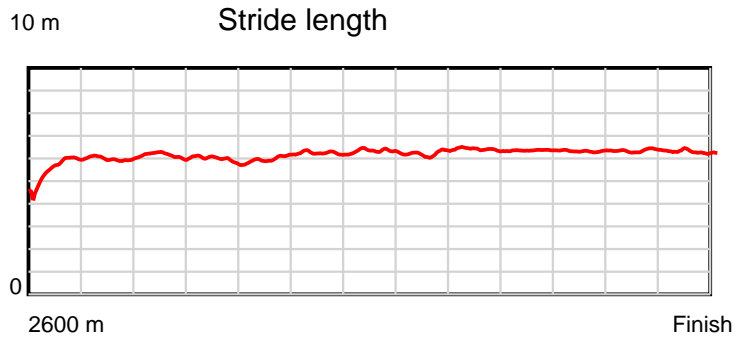
#### Disclaimer.

HRNZ and NZMTC and Thoroughbred Ratings Pty Ltd accepts no responsibility for the completeness or accuracy of any of the information contained herein, and makes no representations about its suitability for any particular purpose. Users should make their own judgements about those matters and/or seek independent advice. You assume all risks associated with use of the data provided on this page.

# Race Results

April 20, 2019, Race 2, CHRISTCHURCH CASINO/\$5,000 BONUS EARLY QUADDIE TROT, Distance 2600m, Addington - Survey 3200m

Result	TAB no.	Horse (Barrier)	2200m to	2000m to	1800m to	1600m to	1400m to	1200m to	1000m to	800m to	600m to	400m to	200m to	Total or	Margin
2nd	16	Jerry Garcia (1)	2000m	1800m	1600m	1400m	1200m	1000m	800m	600m	400m	200m	WP	Average	
		Position in running (margin)	11(19.1)	11(14.6)	13(13.4)	13(13.2)	13(15.1)	13(13.4)	13(11.3)	4(2.3)	2(1.0)	1(0.0)	2(1.0)		0.60
		Sectional time (s)	15.21	16.43	16.23	15.84	15.18	15.49	14.30	14.26	14.52	14.41	14.86		
		Cumulative time (s)	166.73	151.52	135.09	118.86	103.02	87.84	72.35	58.05	43.79	29.27	14.86	3:21.72	
		Speed (m/s)	13.15	12.17	12.32	12.63	13.18	12.91	13.99	14.03	13.77	13.88	13.46	12.89	
		Stride length (m)	6.18	6.00	5.94	6.04	6.31	5.99	6.24	6.37	6.26	6.22	6.25	6.08	
		Stride duration (s)	0.470	0.493	0.482	0.479	0.479	0.464	0.446	0.454	0.454	0.448	0.464	0.472	
		Stride efficiency (%)	59.62	56.31	55.23	57.09	62.30	56.15	60.87	63.38	61.21	60.38	61.00	57.83	
		Stride count	32.38	33.32	33.64	33.09	31.68	33.37	32.04	31.40	31.96	32.18	32.01	427.41	



Note: Horizontal distance axis grid lines are 200m furlongs.

#### Disclaimer.

HRNZ and NZMTC and Thoroughbred Ratings Pty Ltd accepts no responsibility for the completeness or accuracy of any of the information contained herein, and makes no representations about its suitability for any particular purpose. Users should make their own judgements about those matters and/or seek independent advice. You assume all risks associated with use of the data provided on this page.



# Race Results



April 20, 2019, Race 2, CHRISTCHURCH CASINO/\$5,000 BONUS EARLY QUADDIE TROT, Distance 2600m, Addington - Survey 3200m

Result	TAB no.	Horse (Barrier)	2600 to	2400m to
3rd	9	<b>Natives Lastin... (11)</b>	<b>2400m</b>	<b>2200m</b>
		Position in running (margin)	-	2(0.5)
		Sectional time (s)	16.84	15.61
		Cumulative time (s)	202.16	185.32
		Speed (m/s)	11.88	12.81
		Stride length (m)	5.25	5.82
		Stride duration (s)	0.439	0.454
		Stride efficiency (%)	43.12	52.89
		Stride count	38.07	34.38

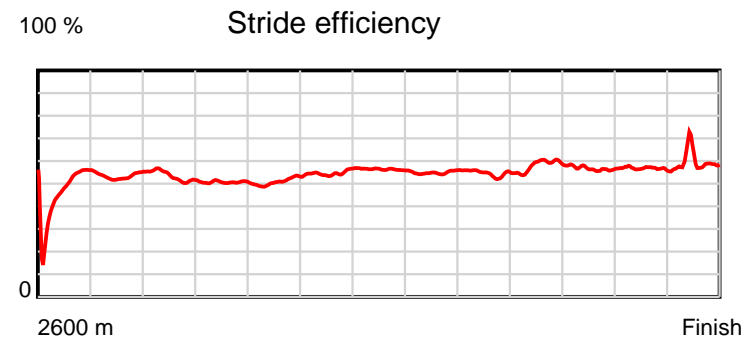
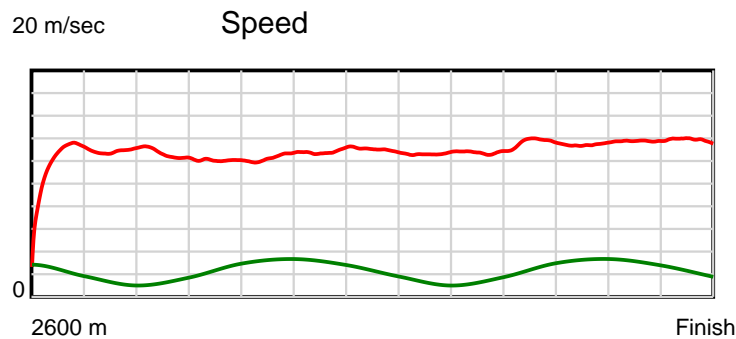
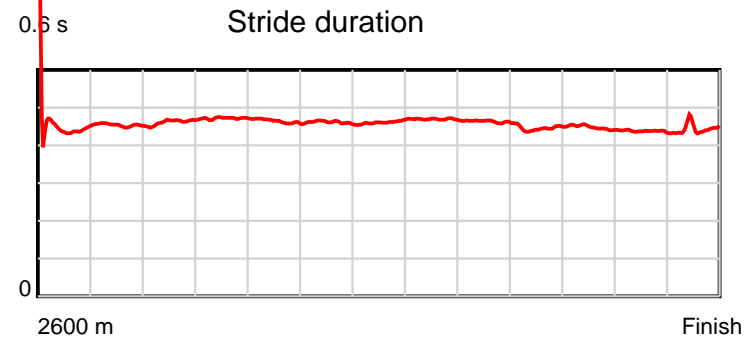
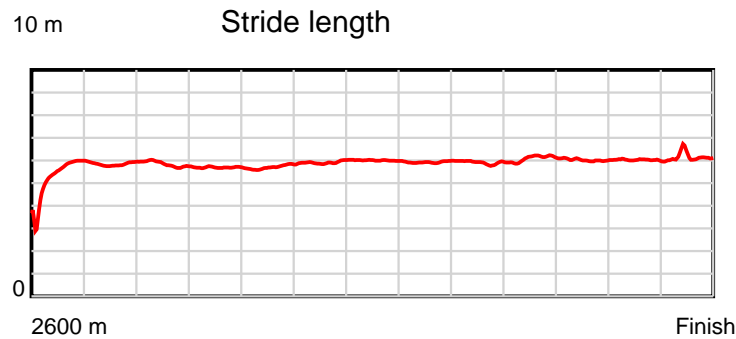
#### Disclaimer.

HRNZ and NZMTC and Thoroughbred Ratings Pty Ltd accepts no responsibility for the completeness or accuracy of any of the information contained herein, and makes no representations about its suitability for any particular purpose. Users should make their own judgements about those matters and/or seek independent advice. You assume all risks associated with use of the data provided on this page.

# Race Results

April 20, 2019, Race 2, CHRISTCHURCH CASINO/\$5,000 BONUS EARLY QUADDIE TROT, Distance 2600m, Addington - Survey 3200m

Result	TAB no.	Horse (Barrier)	2200m to	2000m to	1800m to	1600m to	1400m to	1200m to	1000m to	800m to	600m to	400m to	200m to	Total or	Margin
3rd	9	Natives Lastin... (11)	2000m	1800m	1600m	1400m	1200m	1000m	800m	600m	400m	200m	WP	Average	
		Position in running (margin)	2(2.1)	2(2.2)	2(2.1)	3(1.9)	3(1.8)	3(1.3)	2(2.1)	3(1.7)	3(2.7)	3(4.0)	3(5.1)		3.10
		Sectional time (s)	15.97	16.60	16.24	15.50	15.38	15.97	15.74	14.64	14.90	14.42	14.35		
		Cumulative time (s)	169.71	153.74	137.14	120.90	105.40	90.02	74.05	58.31	43.67	28.77	14.35	3:22.16	
		Speed (m/s)	12.52	12.05	12.32	12.90	13.00	12.52	12.71	13.66	13.42	13.87	13.94	12.86	
		Stride length (m)	5.79	5.69	5.71	5.95	6.00	5.88	5.88	6.08	6.00	6.06	6.17	5.86	
		Stride duration (s)	0.462	0.472	0.464	0.461	0.462	0.469	0.463	0.445	0.447	0.437	0.442	0.456	
		Stride efficiency (%)	52.33	50.52	50.97	55.36	56.31	53.94	54.08	57.84	56.27	57.34	59.47	53.63	
		Stride count	34.56	35.17	35.02	33.60	33.32	34.04	34.00	32.87	33.33	33.02	32.42	443.80	



Note: Horizontal distance axis grid lines are 200m furlongs.

#### Disclaimer.

HRNZ and NZMTC and Thoroughbred Ratings Pty Ltd accepts no responsibility for the completeness or accuracy of any of the information contained herein, and makes no representations about its suitability for any particular purpose. Users should make their own judgements about those matters and/or seek independent advice. You assume all risks associated with use of the data provided on this page.



# Race Results



April 20, 2019, Race 2, CHRISTCHURCH CASINO/\$5,000 BONUS EARLY QUADDIE TROT, Distance 2600m, Addington - Survey 3200m

Result	TAB no.	Horse (Barrier)	2600 to	2400m to
4th	14	Michelle (2)	2400m	2200m
		Position in running (margin)	-	13(19.9)
		Sectional time (s)	19.85	14.69
		Cumulative time (s)	202.26	182.41
		Speed (m/s)	10.08	13.61
		Stride length (m)	5.77	6.28
		Stride duration (s)	0.488	0.461
		Stride efficiency (%)	51.97	61.55
		Stride count	34.68	31.87

#### Disclaimer.

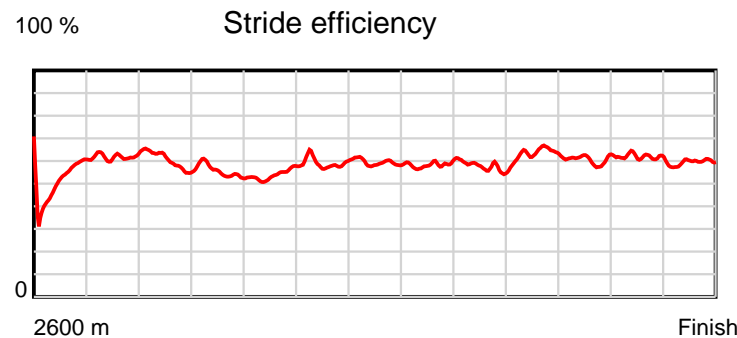
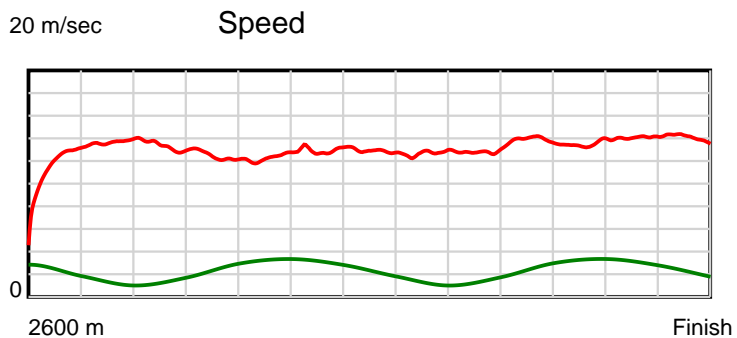
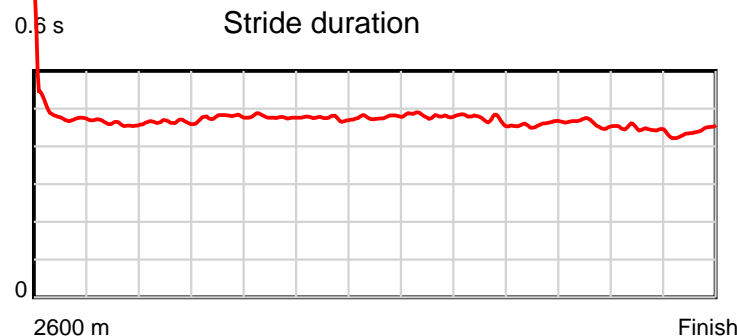
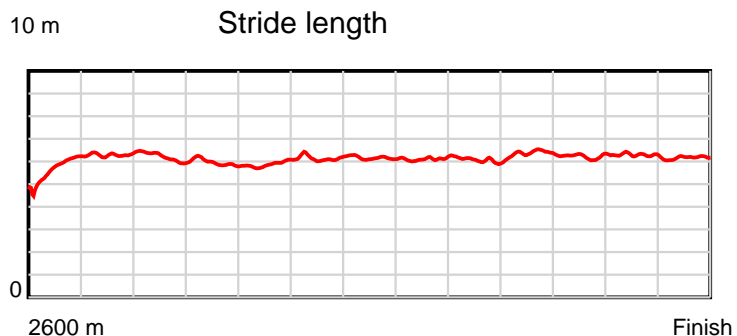
HRNZ and NZMTC and Thoroughbred Ratings Pty Ltd accepts no responsibility for the completeness or accuracy of any of the information contained herein, and makes no representations about its suitability for any particular purpose. Users should make their own judgements about those matters and/or seek independent advice. You assume all risks associated with use of the data provided on this page.



# Race Results

April 20, 2019, Race 2, CHRISTCHURCH CASINO/\$5,000 BONUS EARLY QUADDIE TROT, Distance 2600m, Addington - Survey 3200m

Result	TAB no.	Horse (Barrier)	2200m to	2000m to	1800m to	1600m to	1400m to	1200m to	1000m to	800m to	600m to	400m to	200m to	Total or	Margin
4th	14	Michelle (2)	2000m	1800m	1600m	1400m	1200m	1000m	800m	600m	400m	200m	WP	Average	
		Position in running (margin)	10(16.0)	9(11.0)	9(7.5)	9(8.3)	9(7.5)	9(7.5)	8(6.3)	10(6.7)	7(6.4)	6(8.8)	5(7.4)		3.60
		Sectional time (s)	15.12	16.02	16.42	15.39	15.45	15.65	15.86	14.44	15.07	14.02	14.28		
		Cumulative time (s)	167.72	152.60	136.58	120.16	104.77	89.32	73.67	57.81	43.37	28.30	14.28	3:22.26	
		Speed (m/s)	13.23	12.48	12.18	13.00	12.94	12.78	12.61	13.85	13.27	14.27	14.01	12.85	
		Stride length (m)	6.14	5.97	5.82	6.17	6.18	6.16	5.97	6.35	6.11	6.37	6.16	6.11	
		Stride duration (s)	0.464	0.478	0.478	0.475	0.477	0.482	0.473	0.459	0.460	0.447	0.440	0.475	
		Stride efficiency (%)	58.90	55.69	52.99	59.45	59.69	59.22	55.63	63.07	58.32	63.50	59.24	58.25	
		Stride count	32.58	33.50	34.35	32.42	32.36	32.49	33.52	31.48	32.74	31.37	32.48	425.84	



Note: Horizontal distance axis grid lines are 200m furlongs.

#### Disclaimer.

HRNZ and NZMTC and Thoroughbred Ratings Pty Ltd accepts no responsibility for the completeness or accuracy of any of the information contained herein, and makes no representations about its suitability for any particular purpose. Users should make their own judgements about those matters and/or seek independent advice. You assume all risks associated with use of the data provided on this page.



# Race Results



April 20, 2019, Race 2, CHRISTCHURCH CASINO/\$5,000 BONUS EARLY QUADDIE TROT, Distance 2600m, Addington - Survey 3200m

Result	TAB no.	Horse (Barrier)	2600 to	2400m to
5th	13	<b>Sugarinspice (15)</b>	<b>2400m</b>	<b>2200m</b>
		Position in running (margin)	-	5(4.4)
		Sectional time (s)	17.27	15.50
		Cumulative time (s)	202.66	185.39
		Speed (m/s)	11.58	12.90
		Stride length (m)	0.00	304.43
		Stride duration (s)	0.000	23.588
		Stride efficiency (%)	0.00	144827.16
		Stride count	0.00	0.66

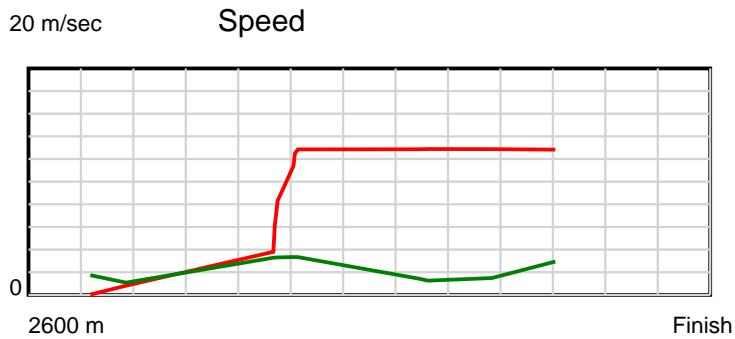
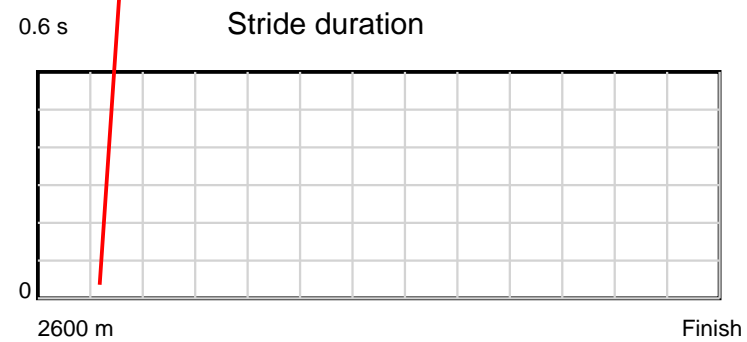
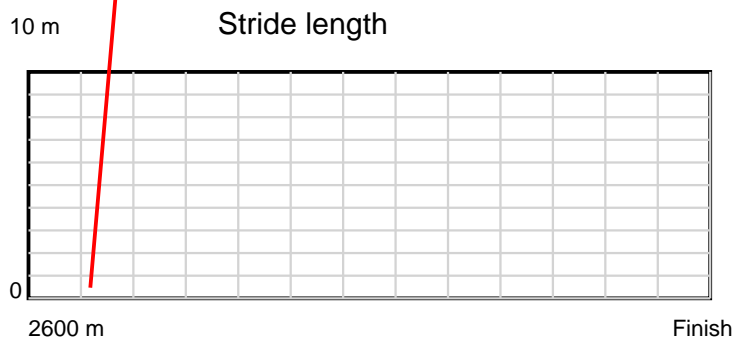
#### Disclaimer.

HRNZ and NZMTC and Thoroughbred Ratings Pty Ltd accepts no responsibility for the completeness or accuracy of any of the information contained herein, and makes no representations about its suitability for any particular purpose. Users should make their own judgements about those matters and/or seek independent advice. You assume all risks associated with use of the data provided on this page.

# Race Results

April 20, 2019, Race 2, CHRISTCHURCH CASINO/\$5,000 BONUS EARLY QUADDIE TROT, Distance 2600m, Addington - Survey 3200m

Result	TAB no.	Horse (Barrier)	2200m to	2000m to	1800m to	1600m to	1400m to	1200m to	1000m to	800m to	600m to	400m to	200m to	Total or	Margin
5th	13	<b>Sugarinspice (15)</b>	<b>2000m</b>	<b>1800m</b>	<b>1600m</b>	<b>1400m</b>	<b>1200m</b>	<b>1000m</b>	<b>800m</b>	<b>600m</b>	<b>400m</b>	<b>200m</b>	<b>WP</b>	<b>Average</b>	
		Position in running (margin)	5(5.4)	6(6.6)	7(6.4)	7(6.9)	7(5.7)	6(5.2)	8(5.1)	8(7.6)	8(9.3)	7(8.7)		5.80	
		Sectional time (s)	16.15	16.59	16.35	15.32	15.45	15.76	15.78	14.89	14.98	14.13	14.49		
		Cumulative time (s)	169.89	153.74	137.15	120.80	105.48	90.03	74.27	58.49	43.60	28.62	14.49	3:22.66	
		Speed (m/s)	12.38	12.06	12.23	13.05	12.94	12.69	12.67	13.43	13.35	14.15	13.80	12.83	
		Stride length (m)	130.79	127.35	24.90	11.20	11.53	19.78	40.67	255.64	240.15	254.47	248.14	39.86	
		Stride duration (s)	10.562	10.562	2.035	0.858	0.891	1.559	3.210	19.034	17.989	17.975	17.975	3.107	
		Stride efficiency (%)	26732.81	25341.34	968.59	195.94	207.87	611.38	2584.94	102119.78	90125.30	101188.38	96222.00	2482.65	
		Stride count	1.53	1.57	8.03	17.86	17.34	10.11	4.92	0.78	0.83	0.79	0.81	65.23	



Note: Horizontal distance axis grid lines are 200m furlongs.

#### Disclaimer.

HRNZ and NZMTC and Thoroughbred Ratings Pty Ltd accepts no responsibility for the completeness or accuracy of any of the information contained herein, and makes no representations about its suitability for any particular purpose. Users should make their own judgements about those matters and/or seek independent advice. You assume all risks associated with use of the data provided on this page.



# Race Results



April 20, 2019, Race 2, CHRISTCHURCH CASINO/\$5,000 BONUS EARLY QUADDIE TROT, Distance 2600m, Addington - Survey 3200m

Result	TAB no.	Horse (Barrier)	2600 to	2400m to
6th	1	Midnight Assas... (5)	2400m	2200m
		Position in running (margin)	-	4(2.9)
		Sectional time (s)	17.18	15.49
		Cumulative time (s)	202.91	185.73
		Speed (m/s)	11.64	12.91
		Stride length (m)	5.48	5.89
		Stride duration (s)	0.447	0.456
		Stride efficiency (%)	46.92	54.20
		Stride count	36.50	33.96

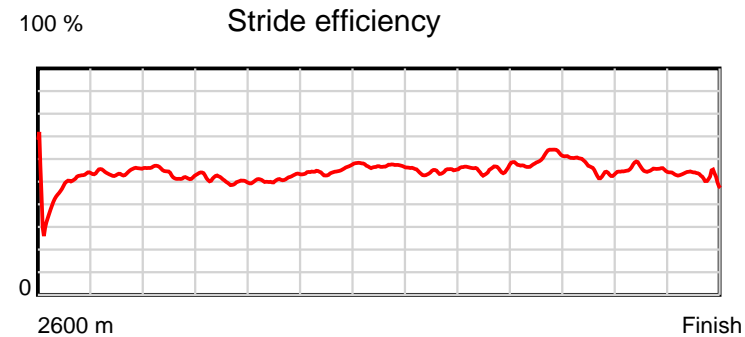
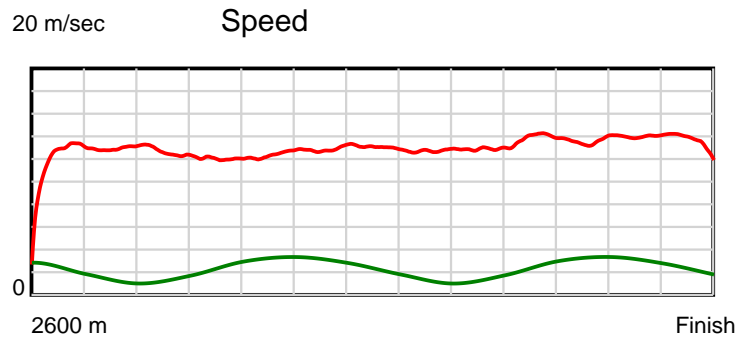
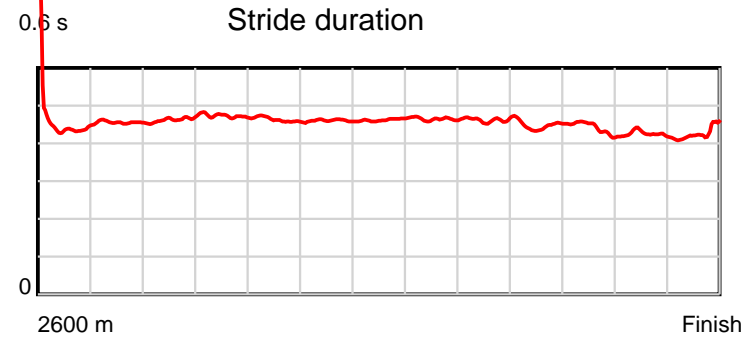
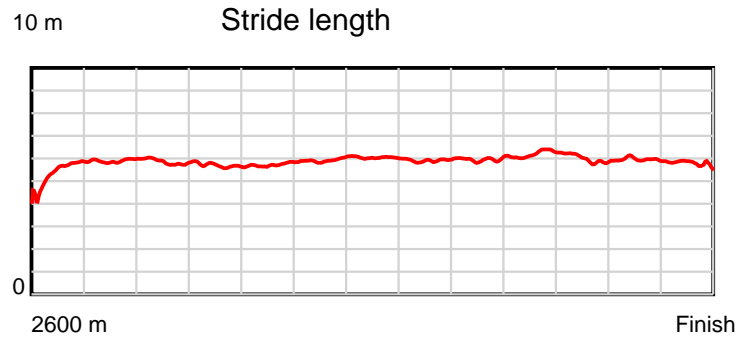
#### Disclaimer.

HRNZ and NZMTC and Thoroughbred Ratings Pty Ltd accepts no responsibility for the completeness or accuracy of any of the information contained herein, and makes no representations about its suitability for any particular purpose. Users should make their own judgements about those matters and/or seek independent advice. You assume all risks associated with use of the data provided on this page.

# Race Results

April 20, 2019, Race 2, CHRISTCHURCH CASINO/\$5,000 BONUS EARLY QUADDIE TROT, Distance 2600m, Addington - Survey 3200m

Result	TAB no.	Horse (Barrier)	2200m to	2000m to	1800m to	1600m to	1400m to	1200m to	1000m to	800m to	600m to	400m to	200m to	Total or	Margin
6th	1	Midnight Assas... (5)	2000m	1800m	1600m	1400m	1200m	1000m	800m	600m	400m	200m	WP	Average	
		Position in running (margin)	4(3.8)	4(3.8)	4(3.9)	5(4.2)	5(4.0)	5(3.7)	5(3.6)	6(3.6)	5(4.1)	4(6.9)	4(7.1)		7.20
		Sectional time (s)	15.96	16.62	16.33	15.48	15.42	15.83	15.81	14.56	15.15	14.27	14.81		
		Cumulative time (s)	170.24	154.28	137.66	121.33	105.85	90.43	74.60	58.79	44.23	29.08	14.81	3:22.91	
		Speed (m/s)	12.53	12.03	12.25	12.92	12.97	12.63	12.65	13.74	13.20	14.02	13.50	12.81	
		Stride length (m)	5.80	5.69	5.67	5.95	6.00	5.87	5.86	6.14	5.80	5.96	5.78	5.83	
		Stride duration (s)	0.463	0.473	0.463	0.461	0.462	0.465	0.463	0.447	0.439	0.425	0.428	0.455	
		Stride efficiency (%)	52.57	50.58	50.22	55.35	56.21	53.89	53.59	58.95	52.56	55.52	52.18	53.17	
		Stride count	34.48	35.15	35.28	33.60	33.35	34.06	34.15	32.56	34.49	33.55	34.61	445.74	



Note: Horizontal distance axis grid lines are 200m furlongs.

#### Disclaimer.

HRNZ and NZMTC and Thoroughbred Ratings Pty Ltd accepts no responsibility for the completeness or accuracy of any of the information contained herein, and makes no representations about its suitability for any particular purpose. Users should make their own judgements about those matters and/or seek independent advice. You assume all risks associated with use of the data provided on this page.



# Race Results



April 20, 2019, Race 2, CHRISTCHURCH CASINO/\$5,000 BONUS EARLY QUADDIE TROT, Distance 2600m, Addington - Survey 3200m

Result	TAB no.	Horse (Barrier)	2600 to	2400m to
7th	10	<b>Unique Rose (12)</b>	<b>2400m</b>	<b>2200m</b>
		Position in running (margin)	-	3(1.6)
		Sectional time (s)	16.90	15.64
		Cumulative time (s)	203.03	186.13
		Speed (m/s)	11.83	12.79
		Stride length (m)	5.46	5.92
		Stride duration (s)	0.456	0.463
		Stride efficiency (%)	46.56	54.75
		Stride count	36.64	33.79

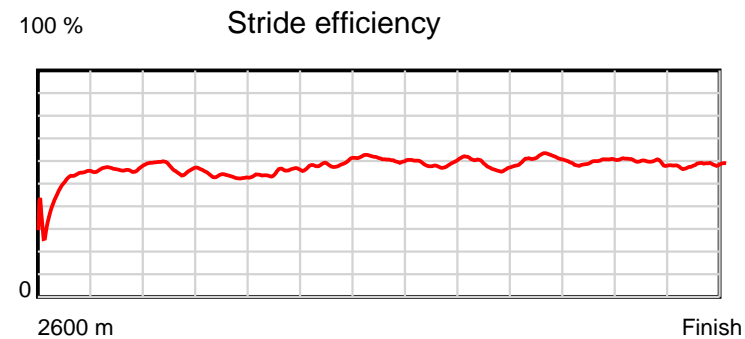
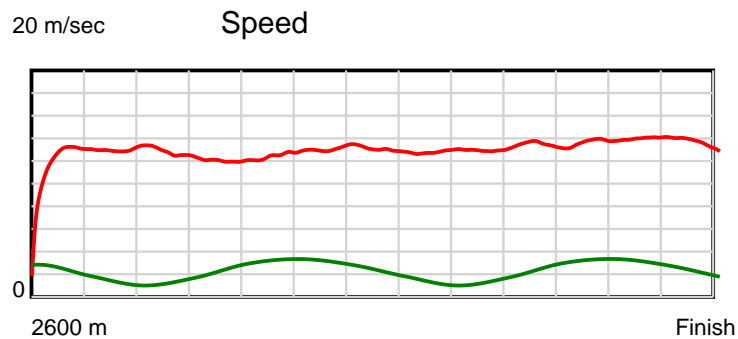
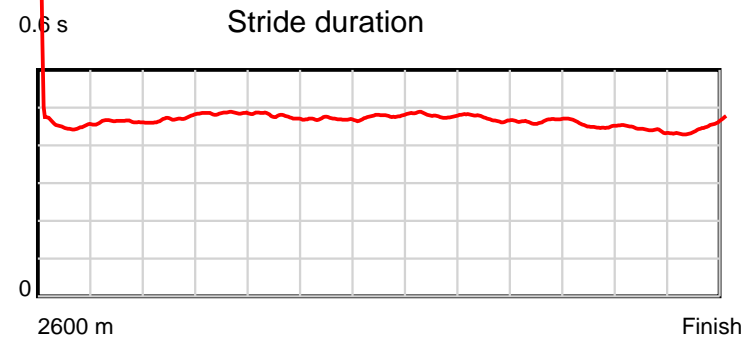
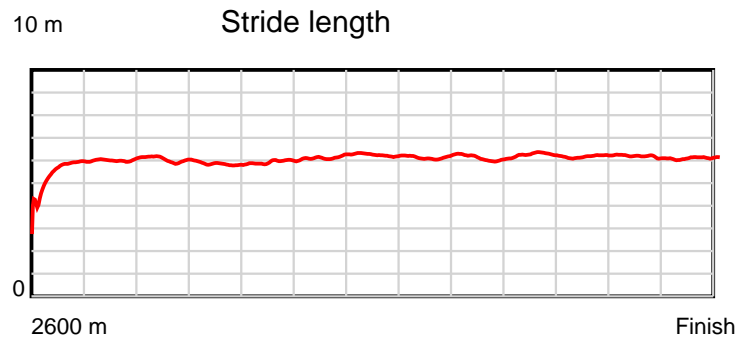
#### Disclaimer.

HRNZ and NZMTC and Thoroughbred Ratings Pty Ltd accepts no responsibility for the completeness or accuracy of any of the information contained herein, and makes no representations about its suitability for any particular purpose. Users should make their own judgements about those matters and/or seek independent advice. You assume all risks associated with use of the data provided on this page.

# Race Results

April 20, 2019, Race 2, CHRISTCHURCH CASINO/\$5,000 BONUS EARLY QUADDIE TROT, Distance 2600m, Addington - Survey 3200m

Result	TAB no.	Horse (Barrier)	2200m to	2000m to	1800m to	1600m to	1400m to	1200m to	1000m to	800m to	600m to	400m to	200m to	Total or	Margin
7th	10	<b>Unique Rose (12)</b>	<b>2000m</b>	<b>1800m</b>	<b>1600m</b>	<b>1400m</b>	<b>1200m</b>	<b>1000m</b>	<b>800m</b>	<b>600m</b>	<b>400m</b>	<b>200m</b>	<b>WP</b>	<b>Average</b>	
		Position in running (margin)	3(3.5)	3(2.9)	3(3.1)	4(3.6)	4(2.9)	4(2.4)	4(3.0)	5(2.9)	6(5.5)	5(7.2)	6(8.3)		7.90
		Sectional time (s)	15.87	16.64	16.35	15.40	15.38	15.94	15.79	14.89	14.98	14.42	14.83		
		Cumulative time (s)	170.49	154.62	137.98	121.63	106.23	90.85	74.91	59.12	44.23	29.25	14.83	3:23.03	
		Speed (m/s)	12.60	12.02	12.23	12.99	13.00	12.55	12.67	13.43	13.35	13.87	13.49	12.81	
		Stride length (m)	5.93	5.83	5.84	6.10	6.22	6.02	5.95	6.26	6.03	6.11	6.07	5.97	
		Stride duration (s)	0.471	0.485	0.478	0.470	0.478	0.480	0.470	0.466	0.452	0.440	0.450	0.466	
		Stride efficiency (%)	55.00	53.14	53.36	58.20	60.40	56.60	55.31	61.15	56.91	58.25	57.65	55.76	
		Stride count	33.71	34.30	34.23	32.77	32.17	33.23	33.62	31.97	33.14	32.76	32.93	435.26	



Note: Horizontal distance axis grid lines are 200m furlongs.

#### Disclaimer.

HRNZ and NZMTC and Thoroughbred Ratings Pty Ltd accepts no responsibility for the completeness or accuracy of any of the information contained herein, and makes no representations about its suitability for any particular purpose. Users should make their own judgements about those matters and/or seek independent advice. You assume all risks associated with use of the data provided on this page.



# Race Results



April 20, 2019, Race 2, CHRISTCHURCH CASINO/\$5,000 BONUS EARLY QUADDIE TROT, Distance 2600m, Addington - Survey 3200m

Result	TAB no.	Horse (Barrier)	2600 to	2400m to
8th	12	<b>Chivasion (14)</b>	<b>2400m</b>	<b>2200m</b>
		Position in running (margin)	-	7(5.9)
		Sectional time (s)	17.46	15.69
		Cumulative time (s)	203.20	185.74
		Speed (m/s)	11.46	12.75
		Stride length (m)	5.35	5.83
		Stride duration (s)	0.452	0.457
		Stride efficiency (%)	44.75	53.10
		Stride count	37.37	34.31

#### Disclaimer.

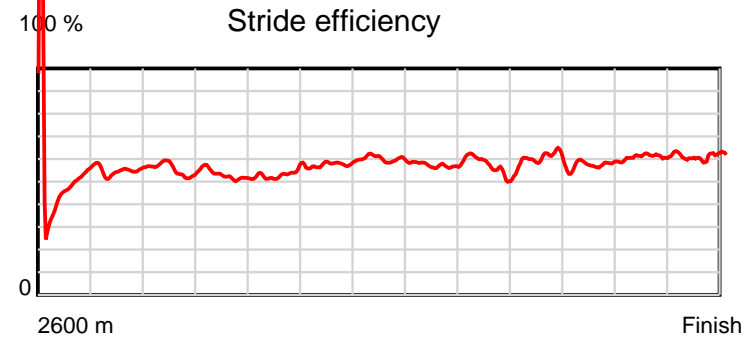
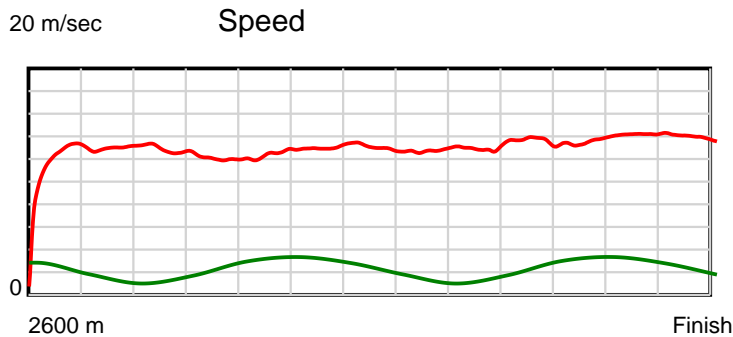
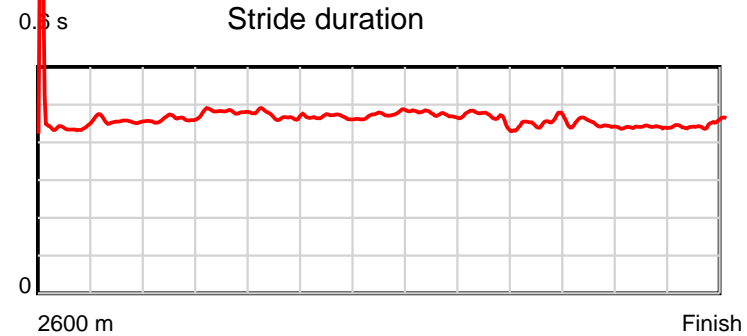
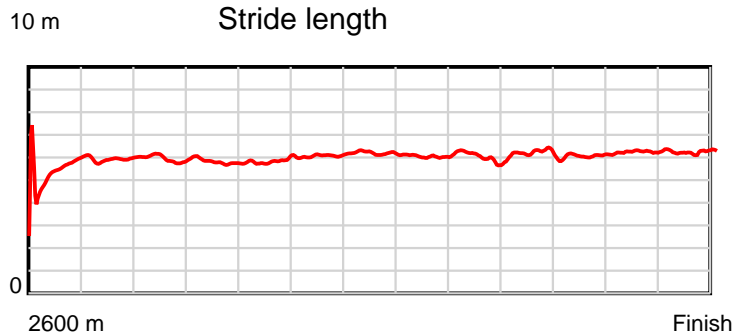
HRNZ and NZMTC and Thoroughbred Ratings Pty Ltd accepts no responsibility for the completeness or accuracy of any of the information contained herein, and makes no representations about its suitability for any particular purpose. Users should make their own judgements about those matters and/or seek independent advice. You assume all risks associated with use of the data provided on this page.



# Race Results

April 20, 2019, Race 2, CHRISTCHURCH CASINO/\$5,000 BONUS EARLY QUADDIE TROT, Distance 2600m, Addington - Survey 3200m

Result	TAB no.	Horse (Barrier)	2200m to	2000m to	1800m to	1600m to	1400m to	1200m to	1000m to	800m to	600m to	400m to	200m to	Total or	Margin
8th	12	<b>Chivasion (14)</b>	<b>2000m</b>	<b>1800m</b>	<b>1600m</b>	<b>1400m</b>	<b>1200m</b>	<b>1000m</b>	<b>800m</b>	<b>600m</b>	<b>400m</b>	<b>200m</b>	<b>WP</b>	<b>Average</b>	
		Position in running (margin)	7(8.0)	7(7.0)	8(6.9)	8(7.4)	8(7.2)	8(6.7)	9(7.1)	9(6.6)	9(8.1)	10(10.8)	9(11.7)		8.80
		Sectional time (s)	15.80	16.59	16.35	15.49	15.37	15.91	15.72	14.72	15.15	14.38	14.57		
		Cumulative time (s)	170.05	154.25	137.66	121.31	105.82	90.45	74.54	58.82	44.10	28.95	14.57	3:23.20	
		Speed (m/s)	12.66	12.06	12.23	12.91	13.01	12.57	12.72	13.59	13.20	13.91	13.73	12.80	
		Stride length (m)	5.84	5.81	5.76	6.03	6.19	5.97	5.88	6.17	5.92	6.13	6.12	5.92	
		Stride duration (s)	0.462	0.482	0.471	0.467	0.475	0.475	0.462	0.454	0.448	0.440	0.446	0.462	
		Stride efficiency (%)	53.38	52.80	51.93	56.79	59.81	55.65	54.06	59.49	54.81	58.63	58.62	54.68	
		Stride count	34.22	34.41	34.69	33.18	32.33	33.51	34.00	32.42	33.77	32.65	32.66	439.52	



Note: Horizontal distance axis grid lines are 200m furlongs.

#### Disclaimer.

HRNZ and NZMTC and Thoroughbred Ratings Pty Ltd accepts no responsibility for the completeness or accuracy of any of the information contained herein, and makes no representations about its suitability for any particular purpose. Users should make their own judgements about those matters and/or seek independent advice. You assume all risks associated with use of the data provided on this page.



# Race Results



April 20, 2019, Race 2, CHRISTCHURCH CASINO/\$5,000 BONUS EARLY QUADDIE TROT, Distance 2600m, Addington - Survey 3200m

Result	TAB no.	Horse (Barrier)	2600 to	2400m to
9th	7	<b>The Bloss (9)</b>	<b>2400m</b>	<b>2200m</b>
		Position in running (margin)	-	14(26.5)
		Sectional time (s)	20.91	14.62
		Cumulative time (s)	203.20	182.29
		Speed (m/s)	9.57	13.68
		Stride length (m)	4.43	6.08
		Stride duration (s)	0.458	0.445
		Stride efficiency (%)	30.67	57.82
		Stride count	45.14	32.88

#### Disclaimer.

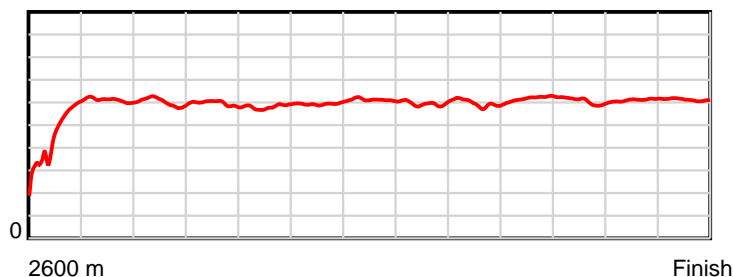
HRNZ and NZMTC and Thoroughbred Ratings Pty Ltd accepts no responsibility for the completeness or accuracy of any of the information contained herein, and makes no representations about its suitability for any particular purpose. Users should make their own judgements about those matters and/or seek independent advice. You assume all risks associated with use of the data provided on this page.

# Race Results

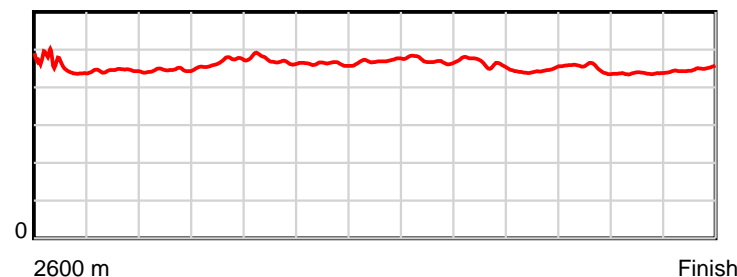
April 20, 2019, Race 2, CHRISTCHURCH CASINO/\$5,000 BONUS EARLY QUADDIE TROT, Distance 2600m, Addington - Survey 3200m

Result	TAB no.	Horse (Barrier)	2200m to	2000m to	1800m to	1600m to	1400m to	1200m to	1000m to	800m to	600m to	400m to	200m to	Total or	Margin
9th	7	<b>The Bloss (9)</b>	<b>2000m</b>	<b>1800m</b>	<b>1600m</b>	<b>1400m</b>	<b>1200m</b>	<b>1000m</b>	<b>800m</b>	<b>600m</b>	<b>400m</b>	<b>200m</b>	<b>WP</b>	<b>Average</b>	
		Position in running (margin)	13(22.2)	12(14.7)	11(9.3)	11(9.5)	11(9.7)	11(9.1)	11(9.2)	12(9.2)	10(8.8)	9(10.5)	8(10.3)		8.80
		Sectional time (s)	14.71	15.71	16.31	15.55	15.37	15.86	15.80	14.40	14.96	14.22	14.78		
		Cumulative time (s)	167.67	152.96	137.25	120.94	105.39	90.02	74.16	58.36	43.96	29.00	14.78	3:23.20	
		Speed (m/s)	13.60	12.73	12.26	12.86	13.01	12.61	12.66	13.89	13.37	14.06	13.53	12.80	
		Stride length (m)	6.06	5.94	5.80	5.95	6.12	5.94	5.89	6.18	6.04	6.15	6.07	5.85	
		Stride duration (s)	0.445	0.466	0.473	0.462	0.470	0.471	0.465	0.445	0.452	0.437	0.449	0.458	
		Stride efficiency (%)	57.32	55.08	52.50	55.29	58.49	55.19	54.24	59.64	56.95	59.06	57.58	53.56	
		Stride count	33.02	33.69	34.50	33.62	32.69	33.65	33.95	32.37	33.13	32.53	32.95	444.12	

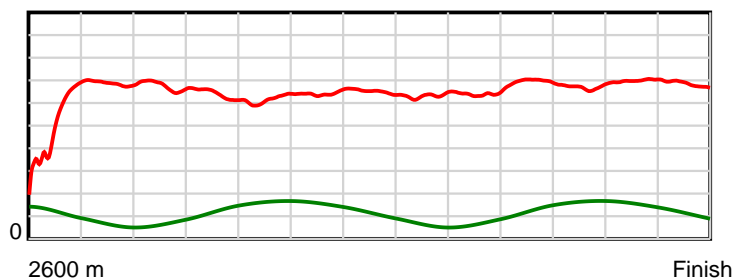
10 m Stride length



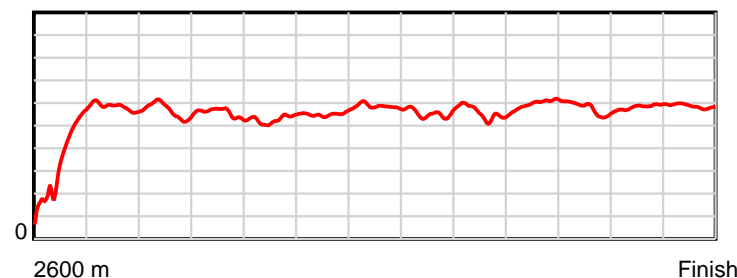
0.6 s Stride duration



20 m/sec Speed



100 % Stride efficiency



Note: Horizontal distance axis grid lines are 200m furlongs.

## Disclaimer.

HRNZ and NZMTC and Thoroughbred Ratings Pty Ltd accepts no responsibility for the completeness or accuracy of any of the information contained herein, and makes no representations about its suitability for any particular purpose. Users should make their own judgements about those matters and/or seek independent advice. You assume all risks associated with use of the data provided on this page.



# Race Results



April 20, 2019, Race 2, CHRISTCHURCH CASINO/\$5,000 BONUS EARLY QUADDIE TROT, Distance 2600m, Addington - Survey 3200m

Result	TAB no.	Horse (Barrier)	2600 to	2400m to
10th	5	<b>Speedy Command (7)</b>	<b>2400m</b>	<b>2200m</b>
		Position in running (margin)	-	9(9.5)
		Sectional time (s)	18.05	15.95
		Cumulative time (s)	203.55	185.50
		Speed (m/s)	11.08	12.54
		Stride length (m)	4.80	5.35
		Stride duration (s)	0.420	0.427
		Stride efficiency (%)	36.07	44.76
		Stride count	41.63	37.37

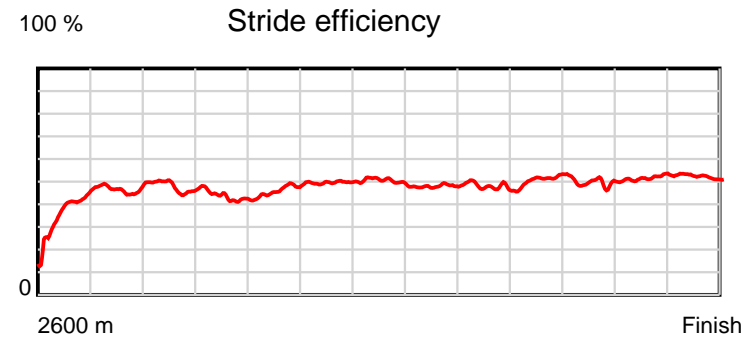
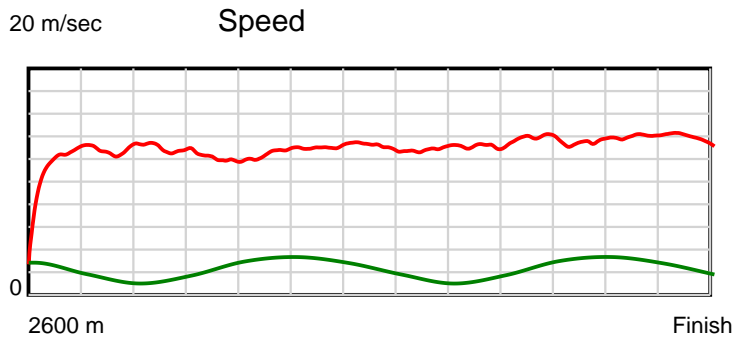
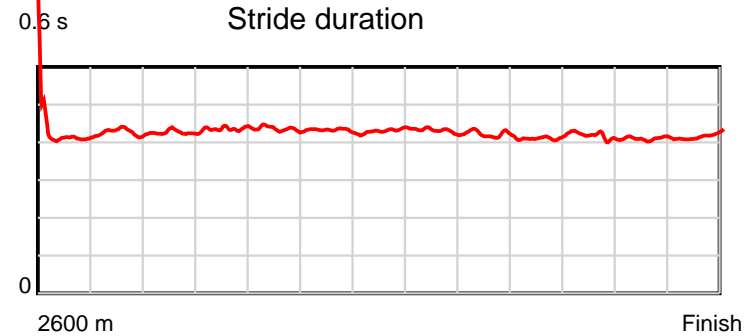
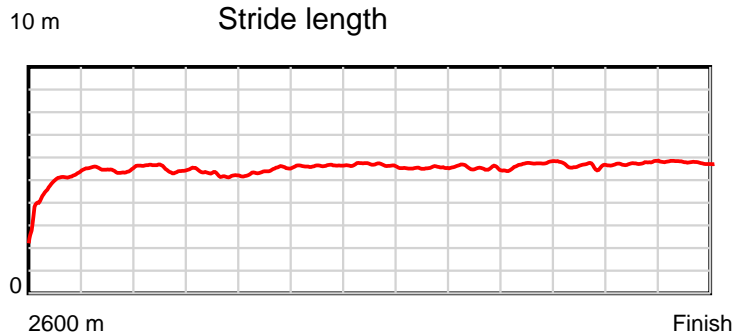
#### Disclaimer.

HRNZ and NZMTC and Thoroughbred Ratings Pty Ltd accepts no responsibility for the completeness or accuracy of any of the information contained herein, and makes no representations about its suitability for any particular purpose. Users should make their own judgements about those matters and/or seek independent advice. You assume all risks associated with use of the data provided on this page.

# Race Results

April 20, 2019, Race 2, CHRISTCHURCH CASINO/\$5,000 BONUS EARLY QUADDIE TROT, Distance 2600m, Addington - Survey 3200m

Result	TAB no.	Horse (Barrier)	2200m to	2000m to	1800m to	1600m to	1400m to	1200m to	1000m to	800m to	600m to	400m to	200m to	Total or	Margin
10th	5	<b>Speedy Command (7)</b>	<b>2000m</b>	<b>1800m</b>	<b>1600m</b>	<b>1400m</b>	<b>1200m</b>	<b>1000m</b>	<b>800m</b>	<b>600m</b>	<b>400m</b>	<b>200m</b>	<b>WP</b>	<b>Average</b>	
		Position in running (margin)	9(13.2)	10(11.8)	12(11.3)	12(11.7)	12(11.9)	12(10.4)	12(11.0)	13(10.8)	13(11.1)	12(12.8)	10(12.9)		10.80
		Sectional time (s)	15.73	16.52	16.33	15.55	15.21	15.95	15.77	14.52	14.97	14.25	14.75		
		Cumulative time (s)	169.55	153.82	137.30	120.97	105.42	90.21	74.26	58.49	43.97	29.00	14.75	3:23.55	
		Speed (m/s)	12.71	12.11	12.25	12.86	13.15	12.54	12.68	13.77	13.36	14.04	13.56	12.77	
		Stride length (m)	5.42	5.28	5.33	5.56	5.66	5.40	5.34	5.68	5.57	5.76	5.69	5.44	
		Stride duration (s)	0.426	0.436	0.435	0.432	0.431	0.430	0.421	0.412	0.417	0.410	0.419	0.426	
		Stride efficiency (%)	45.84	43.57	44.43	48.28	50.12	45.50	44.52	50.39	48.40	51.82	50.55	46.19	
		Stride count	36.93	37.88	37.51	35.98	35.31	37.07	37.47	35.22	35.94	34.73	35.16	478.20	



Note: Horizontal distance axis grid lines are 200m furlongs.

#### Disclaimer.

HRNZ and NZMTC and Thoroughbred Ratings Pty Ltd accepts no responsibility for the completeness or accuracy of any of the information contained herein, and makes no representations about its suitability for any particular purpose. Users should make their own judgements about those matters and/or seek independent advice. You assume all risks associated with use of the data provided on this page.



# Race Results



April 20, 2019, Race 2, CHRISTCHURCH CASINO/\$5,000 BONUS EARLY QUADDIE TROT, Distance 2600m, Addington - Survey 3200m

Result	TAB no.	Horse (Barrier)	2600 to	2400m to
11th	18	<b>Rebel Kibbybon... (0)</b>	<b>2400m</b>	<b>2200m</b>
		Position in running (margin)	-	11(13.6)
		Sectional time (s)	19.05	16.33
		Cumulative time (s)	203.56	184.51
		Speed (m/s)	10.50	12.25
		Stride length (m)	5.94	6.26
		Stride duration (s)	0.508	0.511
		Stride efficiency (%)	55.16	61.28
		Stride count	33.66	31.94

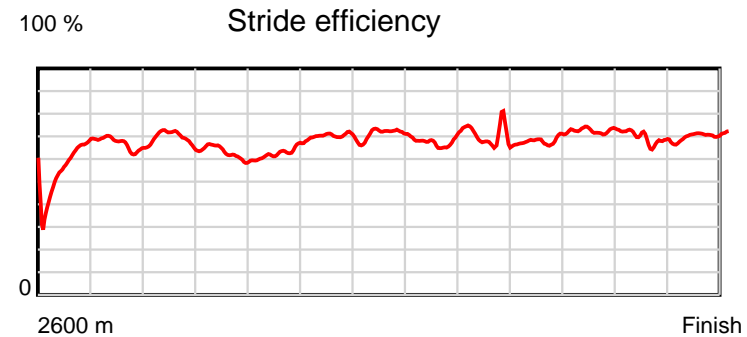
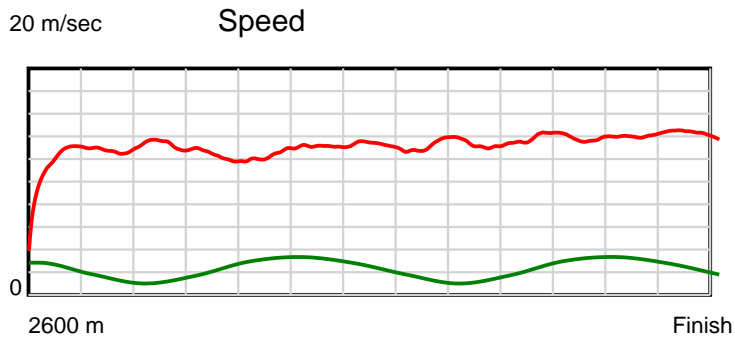
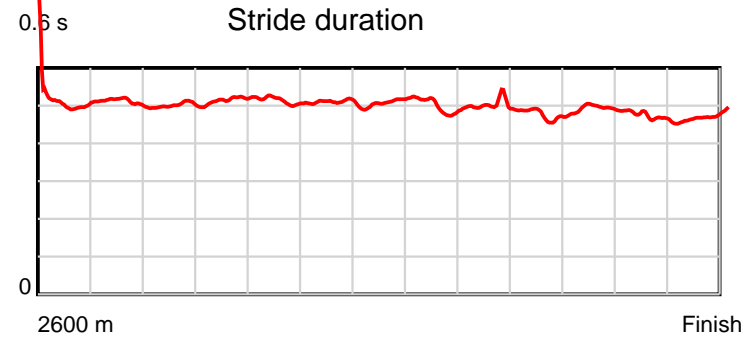
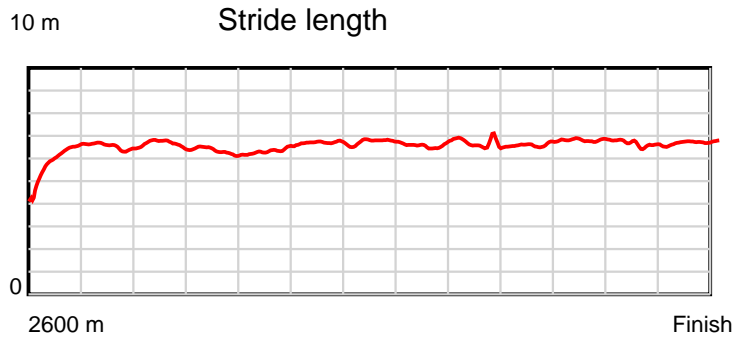
#### Disclaimer.

HRNZ and NZMTC and Thoroughbred Ratings Pty Ltd accepts no responsibility for the completeness or accuracy of any of the information contained herein, and makes no representations about its suitability for any particular purpose. Users should make their own judgements about those matters and/or seek independent advice. You assume all risks associated with use of the data provided on this page.

# Race Results

April 20, 2019, Race 2, CHRISTCHURCH CASINO/\$5,000 BONUS EARLY QUADDIE TROT, Distance 2600m, Addington - Survey 3200m

Result	TAB no.	Horse (Barrier)	2200m to	2000m to	1800m to	1600m to	1400m to	1200m to	1000m to	800m to	600m to	400m to	200m to	Total or	Margin
11th	18	<b>Rebel Kibbybon... (0)</b>	<b>2000m</b>	<b>1800m</b>	<b>1600m</b>	<b>1400m</b>	<b>1200m</b>	<b>1000m</b>	<b>800m</b>	<b>600m</b>	<b>400m</b>	<b>200m</b>	<b>WP</b>	<b>Average</b>	
		Position in running (margin)	12(19.6)	13(17.1)	14(16.0)	14(17.5)	14(17.0)	14(14.8)	14(12.3)	14(12.0)	14(11.3)	13(13.1)	11(14.7)		10.80
		Sectional time (s)	15.54	16.44	16.52	15.43	15.09	15.42	15.76	14.35	14.98	14.52	14.13		
		Cumulative time (s)	168.18	152.64	136.20	119.68	104.25	89.16	73.74	57.98	43.63	28.65	14.13	3:23.56	
		Speed (m/s)	12.87	12.17	12.11	12.96	13.25	12.97	12.69	13.94	13.35	13.77	14.15	12.77	
		Stride length (m)	6.44	6.27	6.21	6.60	6.75	6.45	6.34	6.62	6.59	6.45	6.72	6.43	
		Stride duration (s)	0.501	0.515	0.513	0.510	0.509	0.497	0.499	0.475	0.494	0.468	0.475	0.503	
		Stride efficiency (%)	64.89	61.39	60.25	68.12	71.11	64.94	62.74	68.51	67.87	64.93	70.65	64.53	
		Stride count	31.04	31.91	32.21	30.29	29.65	31.02	31.56	30.21	30.35	31.03	29.74	404.61	



Note: Horizontal distance axis grid lines are 200m furlongs.

#### Disclaimer.

HRNZ and NZMTC and Thoroughbred Ratings Pty Ltd accepts no responsibility for the completeness or accuracy of any of the information contained herein, and makes no representations about its suitability for any particular purpose. Users should make their own judgements about those matters and/or seek independent advice. You assume all risks associated with use of the data provided on this page.



# Race Results



April 20, 2019, Race 2, CHRISTCHURCH CASINO/\$5,000 BONUS EARLY QUADDIE TROT, Distance 2600m, Addington - Survey 3200m

Result	TAB no.	Horse (Barrier)	2600 to	2400m to
12th	6	<b>Desert Wings (8)</b>	<b>2400m</b>	<b>2200m</b>
		Position in running (margin)	-	8(7.2)
		Sectional time (s)	17.60	15.94
		Cumulative time (s)	203.91	186.31
		Speed (m/s)	11.36	12.55
		Stride length (m)	5.21	5.89
		Stride duration (s)	0.452	0.470
		Stride efficiency (%)	42.49	54.23
		Stride count	38.36	33.95

#### Disclaimer.

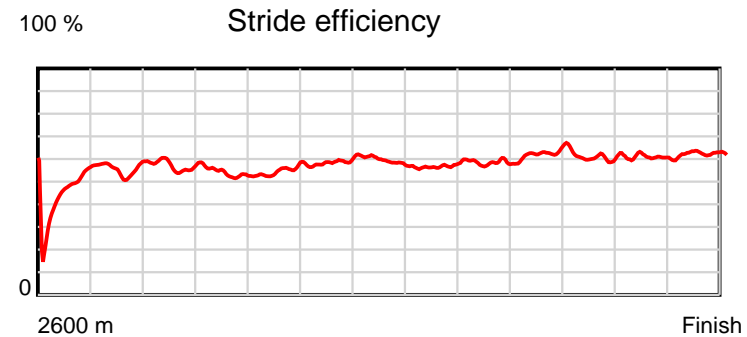
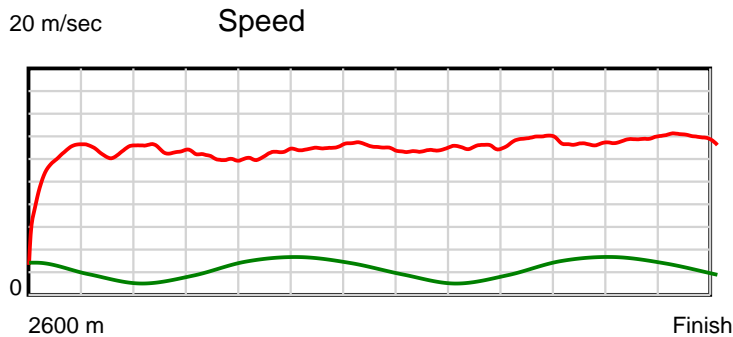
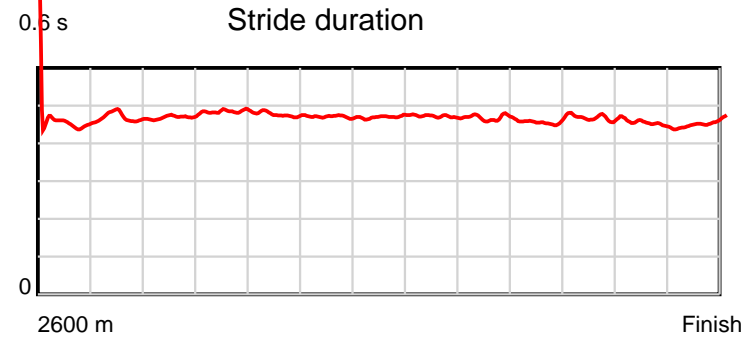
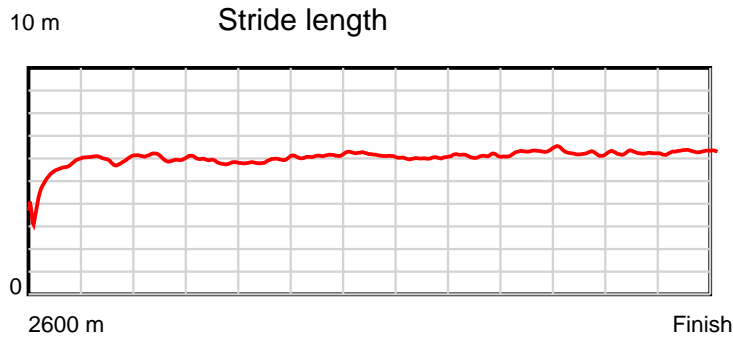
HRNZ and NZMTC and Thoroughbred Ratings Pty Ltd accepts no responsibility for the completeness or accuracy of any of the information contained herein, and makes no representations about its suitability for any particular purpose. Users should make their own judgements about those matters and/or seek independent advice. You assume all risks associated with use of the data provided on this page.



# Race Results

April 20, 2019, Race 2, CHRISTCHURCH CASINO/\$5,000 BONUS EARLY QUADDIE TROT, Distance 2600m, Addington - Survey 3200m

Result	TAB no.	Horse (Barrier)	2200m to	2000m to	1800m to	1600m to	1400m to	1200m to	1000m to	800m to	600m to	400m to	200m to	Total or	Margin
12th	6	<b>Desert Wings (8)</b>	<b>2000m</b>	<b>1800m</b>	<b>1600m</b>	<b>1400m</b>	<b>1200m</b>	<b>1000m</b>	<b>800m</b>	<b>600m</b>	<b>400m</b>	<b>200m</b>	<b>WP</b>	<b>Average</b>	
		Position in running (margin)	8(10.8)	8(9.8)	10(9.1)	10(9.1)	10(9.4)	10(8.5)	10(9.2)	11(8.8)	12(9.2)	11(12.4)	12(15.7)		12.80
		Sectional time (s)	15.79	16.50	16.27	15.57	15.31	15.95	15.75	14.54	15.21	14.79	14.69		
		Cumulative time (s)	170.37	154.58	138.08	121.81	106.24	90.93	74.98	59.23	44.69	29.48	14.69	3:23.91	
		Speed (m/s)	12.67	12.12	12.29	12.85	13.06	12.54	12.70	13.76	13.15	13.52	13.61	12.75	
		Stride length (m)	5.95	5.88	5.86	6.04	6.14	5.91	5.93	6.32	6.14	6.09	6.21	5.95	
		Stride duration (s)	0.469	0.485	0.477	0.470	0.470	0.471	0.467	0.459	0.467	0.450	0.456	0.467	
		Stride efficiency (%)	55.25	54.03	53.60	57.09	58.96	54.60	54.94	62.45	58.92	57.92	60.17	55.41	
		Stride count	33.64	34.01	34.15	33.09	32.56	33.84	33.73	31.64	32.57	32.85	32.23	436.62	



Note: Horizontal distance axis grid lines are 200m furlongs.

#### Disclaimer.

HRNZ and NZMTC and Thoroughbred Ratings Pty Ltd accepts no responsibility for the completeness or accuracy of any of the information contained herein, and makes no representations about its suitability for any particular purpose. Users should make their own judgements about those matters and/or seek independent advice. You assume all risks associated with use of the data provided on this page.



# Race Results



April 20, 2019, Race 2, CHRISTCHURCH CASINO/\$5,000 BONUS EARLY QUADDIE TROT, Distance 2600m, Addington - Survey 3200m

Result	TAB no.	Horse (Barrier)	2600 to	2400m to
13th	15	<b>Missalyssa (4)</b>	<b>2400m</b>	<b>2200m</b>
		Position in running (margin)	-	12(16.8)
		Sectional time (s)	19.38	16.30
		Cumulative time (s)	206.51	187.13
		Speed (m/s)	10.32	12.27
		Stride length (m)	5.60	6.08
		Stride duration (s)	0.468	0.495
		Stride efficiency (%)	48.92	57.74
		Stride count	35.74	32.90

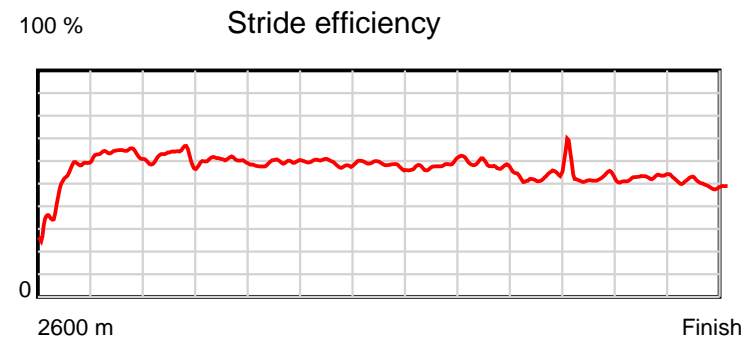
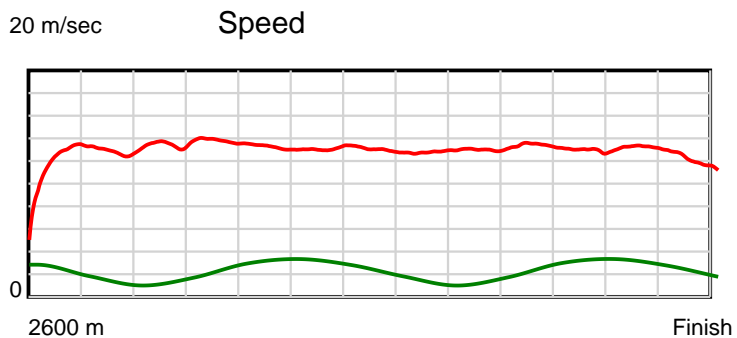
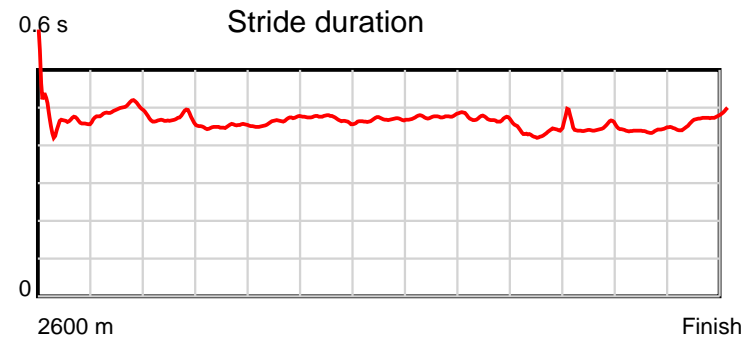
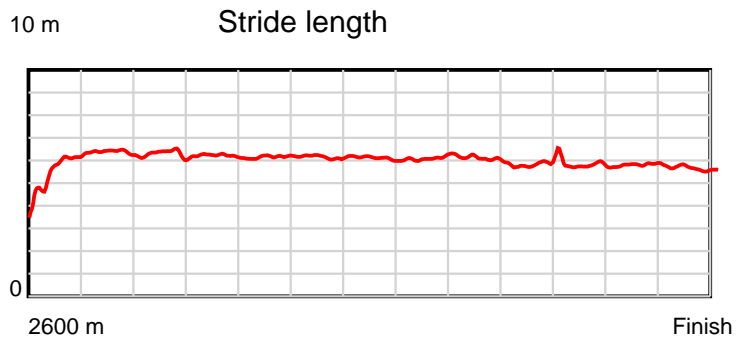
#### Disclaimer.

HRNZ and NZMTC and Thoroughbred Ratings Pty Ltd accepts no responsibility for the completeness or accuracy of any of the information contained herein, and makes no representations about its suitability for any particular purpose. Users should make their own judgements about those matters and/or seek independent advice. You assume all risks associated with use of the data provided on this page.

# Race Results

April 20, 2019, Race 2, CHRISTCHURCH CASINO/\$5,000 BONUS EARLY QUADDIE TROT, Distance 2600m, Addington - Survey 3200m

Result	TAB no.	Horse (Barrier)	2200m to	2000m to	1800m to	1600m to	1400m to	1200m to	1000m to	800m to	600m to	400m to	200m to	Total or	Margin
13th	15	Missalyssa (4)	2000m	1800m	1600m	1400m	1200m	1000m	800m	600m	400m	200m	WP	Average	
		Position in running (margin)	14(22.5)	14(18.1)	6(5.8)	2(0.3)	2(1.0)	2(0.6)	3(2.1)	2(1.0)	4(3.4)	7(9.0)	13(16.6)		27.20
		Sectional time (s)	15.22	14.56	15.37	15.63	15.40	16.10	15.61	14.87	15.63	15.49	16.95		
		Cumulative time (s)	170.83	155.61	141.05	125.68	110.05	94.65	78.55	62.94	48.07	32.44	16.95	3:26.51	
		Speed (m/s)	13.14	13.74	13.01	12.80	12.99	12.42	12.81	13.45	12.80	12.91	11.80	12.59	
		Stride length (m)	6.16	6.19	6.05	6.01	6.08	5.94	5.97	5.89	5.70	5.68	5.58	5.91	
		Stride duration (s)	0.469	0.450	0.465	0.470	0.468	0.478	0.466	0.438	0.445	0.440	0.473	0.469	
		Stride efficiency (%)	59.26	59.80	57.24	56.47	57.86	55.17	55.64	54.20	50.69	50.48	48.68	54.59	
		Stride count	32.48	32.33	33.04	33.27	32.87	33.66	33.52	33.96	35.12	35.19	35.83	439.91	



Note: Horizontal distance axis grid lines are 200m furlongs.

**Disclaimer.**

HRNZ and NZMTC and Thoroughbred Ratings Pty Ltd accepts no responsibility for the completeness or accuracy of any of the information contained herein, and makes no representations about its suitability for any particular purpose. Users should make their own judgements about those matters and/or seek independent advice. You assume all risks associated with use of the data provided on this page.



# Race Results



April 20, 2019, Race 2, CHRISTCHURCH CASINO/\$5,000 BONUS EARLY QUADDIE TROT, Distance 2600m, Addington - Survey 3200m

Result	TAB no.	Horse (Barrier)	2600 to	2400m to
14th	4	Unique Marshal... (6)	2400m	2200m
		Position in running (margin)	-	6(4.9)
		Sectional time (s)	17.34	15.52
		Cumulative time (s)	208.22	190.88
		Speed (m/s)	11.53	12.89
		Stride length (m)	5.71	6.25
		Stride duration (s)	0.481	0.485
		Stride efficiency (%)	50.95	61.07
		Stride count	35.03	31.99

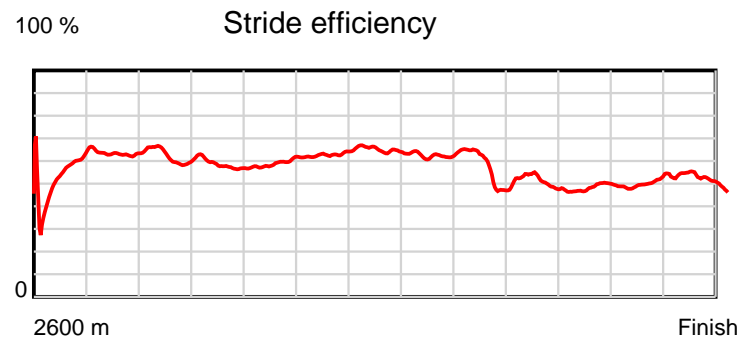
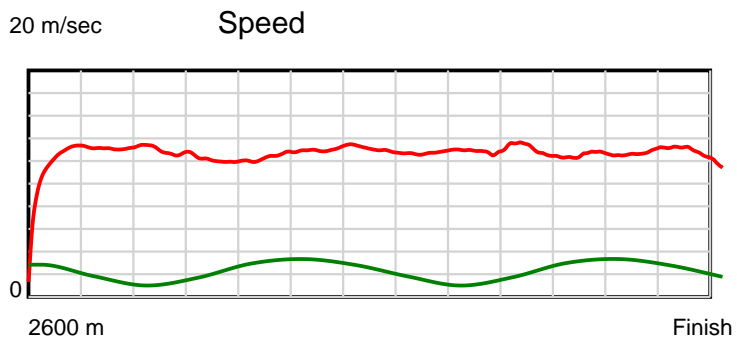
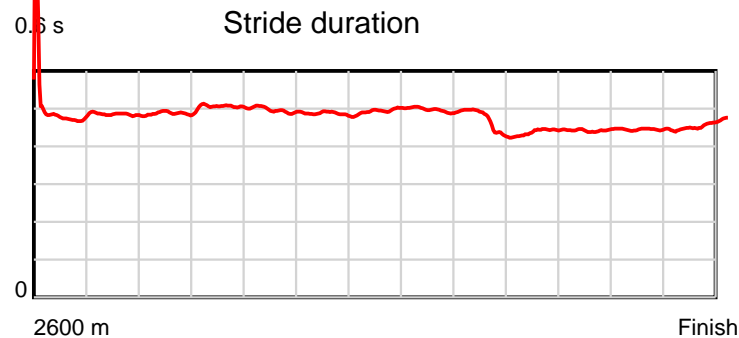
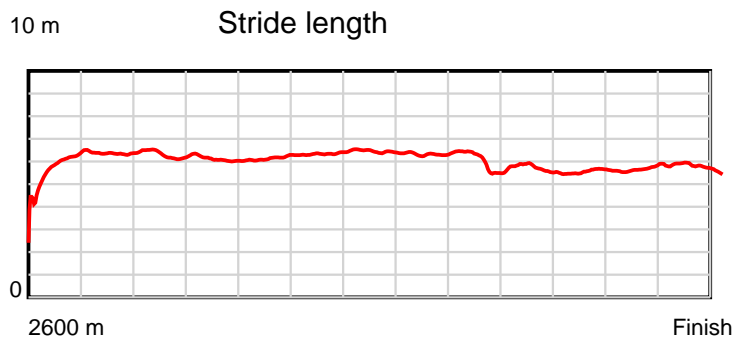
#### Disclaimer.

HRNZ and NZMTC and Thoroughbred Ratings Pty Ltd accepts no responsibility for the completeness or accuracy of any of the information contained herein, and makes no representations about its suitability for any particular purpose. Users should make their own judgements about those matters and/or seek independent advice. You assume all risks associated with use of the data provided on this page.

# Race Results

April 20, 2019, Race 2, CHRISTCHURCH CASINO/\$5,000 BONUS EARLY QUADDIE TROT, Distance 2600m, Addington - Survey 3200m

Result	TAB no.	Horse (Barrier)	2200m to	2000m to	1800m to	1600m to	1400m to	1200m to	1000m to	800m to	600m to	400m to	200m to	Total or	Margin
14th	4	Unique Marshal... (6)	2000m	1800m	1600m	1400m	1200m	1000m	800m	600m	400m	200m	WP	Average	
		Position in running (margin)	6(6.0)	5(5.2)	5(4.8)	6(5.8)	6(5.3)	6(4.8)	7(5.4)	7(4.9)	11(8.9)	14(22.6)	14(34.3)		36.70
		Sectional time (s)	15.82	16.54	16.44	15.43	15.39	15.94	15.73	15.13	16.98	16.18	15.78		
		Cumulative time (s)	175.36	159.54	143.00	126.56	111.13	95.74	79.80	64.07	48.94	31.96	15.78	3:28.22	
		Speed (m/s)	12.64	12.09	12.17	12.96	13.00	12.55	12.71	13.22	11.78	12.36	12.67	12.49	
		Stride length (m)	6.16	6.12	6.04	6.30	6.43	6.23	5.86	5.81	5.21	5.48	5.83	5.94	
		Stride duration (s)	0.487	0.506	0.496	0.486	0.495	0.496	0.461	0.439	0.443	0.444	0.460	0.475	
		Stride efficiency (%)	59.21	58.60	56.96	61.99	64.70	60.61	53.67	52.76	42.46	47.00	53.02	55.07	
		Stride count	32.49	32.66	33.13	31.75	31.08	32.11	34.13	34.42	38.37	36.47	34.33	437.96	



Note: Horizontal distance axis grid lines are 200m furlongs.

#### Disclaimer.

HRNZ and NZMTC and Thoroughbred Ratings Pty Ltd accepts no responsibility for the completeness or accuracy of any of the information contained herein, and makes no representations about its suitability for any particular purpose. Users should make their own judgements about those matters and/or seek independent advice. You assume all risks associated with use of the data provided on this page.



# Race Results



April 20, 2019, Race 2, CHRISTCHURCH CASINO/\$5,000 BONUS EARLY QUADDIE TROT, Distance 2600m, Addington - Survey 3200m

Result	TAB no.	Horse (Barrier)	2600 to	2400m to
15th	8	<b>Monaro Maro (10)</b>	<b>2400m</b>	<b>2200m</b>
		Position in running (margin)	-	16(66.2)
		Sectional time (s)	27.68	18.47
		Cumulative time (s)	236.98	209.30
		Speed (m/s)	7.23	10.83
		Stride length (m)	3.94	4.96
		Stride duration (s)	0.541	0.458
		Stride efficiency (%)	24.24	38.43
		Stride count	50.78	40.33

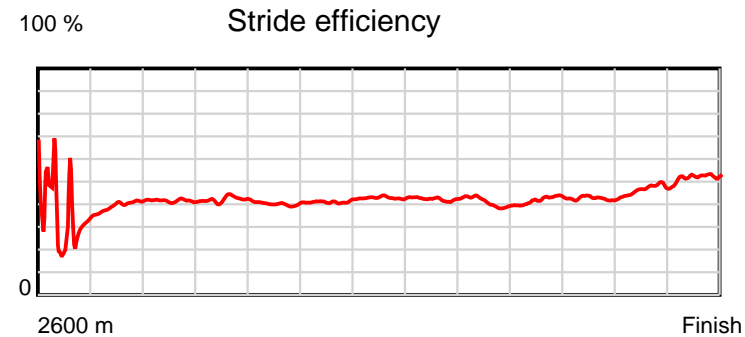
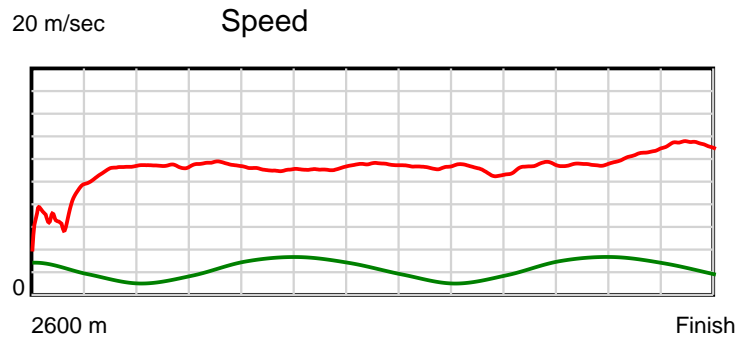
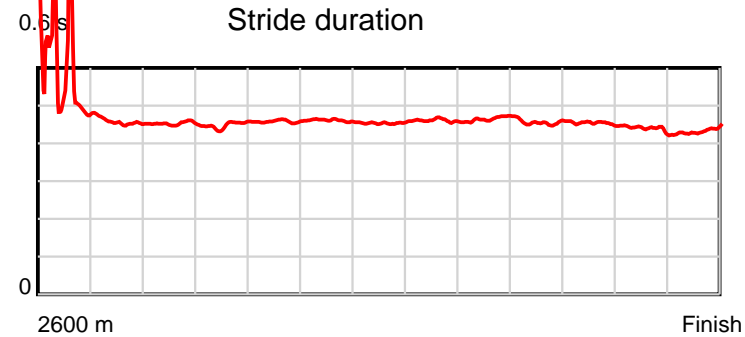
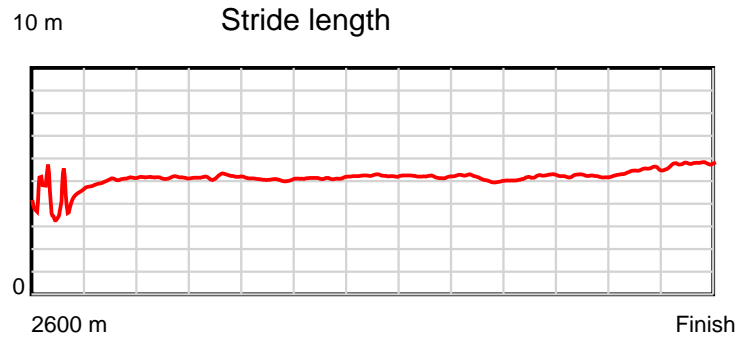
#### Disclaimer.

HRNZ and NZMTC and Thoroughbred Ratings Pty Ltd accepts no responsibility for the completeness or accuracy of any of the information contained herein, and makes no representations about its suitability for any particular purpose. Users should make their own judgements about those matters and/or seek independent advice. You assume all risks associated with use of the data provided on this page.

# Race Results

April 20, 2019, Race 2, CHRISTCHURCH CASINO/\$5,000 BONUS EARLY QUADDIE TROT, Distance 2600m, Addington - Survey 3200m

Result	TAB no.	Horse (Barrier)	2200m to	2000m to	1800m to	1600m to	1400m to	1200m to	1000m to	800m to	600m to	400m to	200m to	Total or	Margin
15th	8	<b>Monaro Maro (10)</b>	<b>2000m</b>	<b>1800m</b>	<b>1600m</b>	<b>1400m</b>	<b>1200m</b>	<b>1000m</b>	<b>800m</b>	<b>600m</b>	<b>400m</b>	<b>200m</b>	<b>WP</b>	<b>Average</b>	
		Position in running (margin)	15(85.0)	15(95.9)	15(99.9)	15(111.7)	15(126.5)	15(137.3)	15(149.5)	15(165.6)	15(183.6)	15(200.4)	15(210.8)		196.50
		Sectional time (s)	17.77	17.27	18.24	17.99	17.26	17.88	18.49	17.46	17.50	15.96	15.01		
		Cumulative time (s)	190.83	173.06	155.79	137.55	119.56	102.30	84.42	65.93	48.47	30.97	15.01	3:56.98	
		Speed (m/s)	11.25	11.58	10.96	11.12	11.59	11.19	10.82	11.45	11.43	12.53	13.32	10.97	
		Stride length (m)	5.09	5.19	5.02	5.12	5.26	5.15	5.03	5.21	5.18	5.49	5.79	5.07	
		Stride duration (s)	0.453	0.448	0.458	0.461	0.454	0.460	0.465	0.455	0.453	0.438	0.434	0.463	
		Stride efficiency (%)	40.55	42.13	39.41	41.00	43.22	41.40	39.57	42.42	41.91	47.11	52.31	40.24	
		Stride count	39.26	38.52	39.82	39.05	38.03	38.85	39.74	38.39	38.62	36.42	34.57	512.38	



Note: Horizontal distance axis grid lines are 200m furlongs.

#### Disclaimer.

HRNZ and NZMTC and Thoroughbred Ratings Pty Ltd accepts no responsibility for the completeness or accuracy of any of the information contained herein, and makes no representations about its suitability for any particular purpose. Users should make their own judgements about those matters and/or seek independent advice. You assume all risks associated with use of the data provided on this page.



# Race Results



April 20, 2019, Race 2, CHRISTCHURCH CASINO/\$5,000 BONUS EARLY QUADDIE TROT, Distance 2600m, Addington - Survey 3200m

Result	TAB no.	Horse (Barrier)	2600 to	2400m to
16th	17	<b>Sioux Princess (3)</b>	<b>2400m</b>	<b>2200m</b>
		Position in running (margin)	-	15(61.4)
		Sectional time (s)	26.81	19.71
		Cumulative time (s)	244.86	218.05
		Speed (m/s)	7.46	10.15
		Stride length (m)	4.00	4.80
		Stride duration (s)	0.469	0.473
		Stride efficiency (%)	25.00	36.01
		Stride count	50.00	41.66

#### Disclaimer.

HRNZ and NZMTC and Thoroughbred Ratings Pty Ltd accepts no responsibility for the completeness or accuracy of any of the information contained herein, and makes no representations about its suitability for any particular purpose. Users should make their own judgements about those matters and/or seek independent advice. You assume all risks associated with use of the data provided on this page.

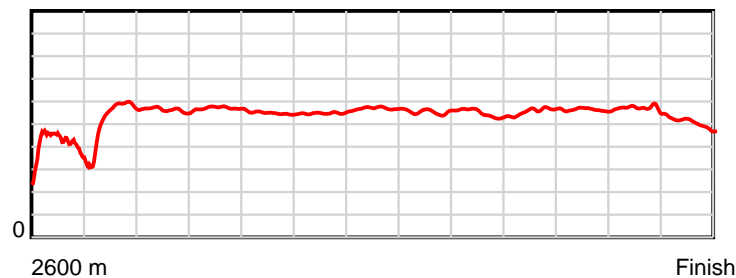


# Race Results

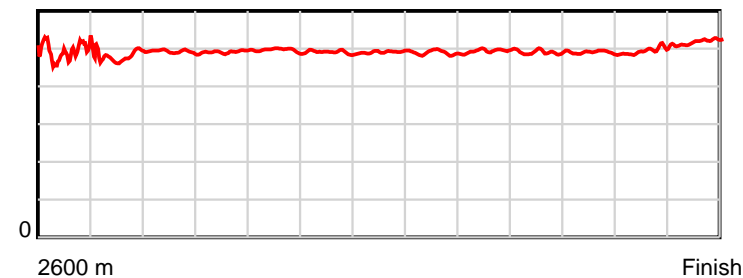
April 20, 2019, Race 2, CHRISTCHURCH CASINO/\$5,000 BONUS EARLY QUADDIE TROT, Distance 2600m, Addington - Survey 3200m

Result	TAB no.	Horse (Barrier)	2200m to	2000m to	1800m to	1600m to	1400m to	1200m to	1000m to	800m to	600m to	400m to	200m to	Total or	Margin
16th	17	Sioux Princess (3)	2000m	1800m	1600m	1400m	1200m	1000m	800m	600m	400m	200m	WP	Average	
		Position in running (margin)	16(87.7)	16(98.5)	16(102.4)	16(114.3)	16(128.8)	16(139.6)	16(151.7)	16(168.0)	16(186.1)	16(203.1)	16(223.5)		240.30
		Sectional time (s)	17.76	17.26	18.25	17.94	17.27	17.85	18.52	17.49	17.53	17.64	20.83		
		Cumulative time (s)	198.34	180.58	163.32	145.07	127.13	109.86	92.01	73.49	56.00	38.47	20.83	4:04.86	
		Speed (m/s)	11.26	11.59	10.96	11.15	11.58	11.20	10.80	11.44	11.41	11.34	9.60	10.62	
		Stride length (m)	5.54	5.70	5.43	5.47	5.69	5.47	5.35	5.60	5.58	5.62	4.99	5.28	
		Stride duration (s)	0.492	0.492	0.496	0.491	0.492	0.489	0.495	0.490	0.489	0.496	0.519	0.497	
		Stride efficiency (%)	47.90	50.79	46.08	46.82	50.64	46.82	44.70	48.96	48.73	49.42	38.83	43.55	
		Stride count	36.12	35.08	36.83	36.54	35.13	36.54	37.39	35.73	35.82	35.56	40.12	492.52	

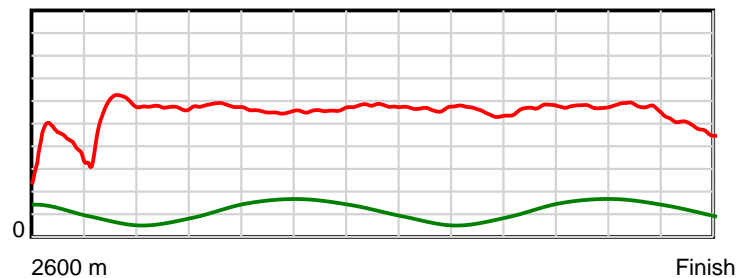
10 m Stride length



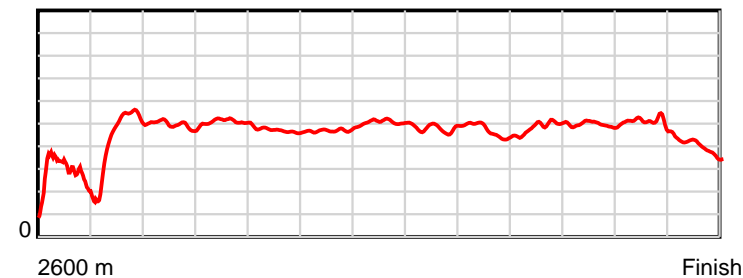
0.6 s Stride duration



20 m/sec Speed



100 % Stride efficiency



Note: Horizontal distance axis grid lines are 200m furlongs.

## Disclaimer.

HRNZ and NZMTC and Thoroughbred Ratings Pty Ltd accepts no responsibility for the completeness or accuracy of any of the information contained herein, and makes no representations about its suitability for any particular purpose. Users should make their own judgements about those matters and/or seek independent advice. You assume all risks associated with use of the data provided on this page.