



## Race Results

NZ Metropolitan Trotting Club Inc, HRNZ, April 20, 2019

Compilation date: April 20, 2019, 4:38:32 PM (NZST)

Copyright © 2019 HRNZ and NZMTC. All rights reserved.

### Trademarks.

StrideMASTER is a registered trademark of Thoroughbred Ratings Pty Ltd.

### Disclaimer.

HRNZ and NZMTC and Thoroughbred Ratings Pty Ltd accepts no responsibility for the completeness or accuracy of any of the information contained herein, and makes no representations about its suitability for any particular purpose. Users should make their own judgements about those matters and/or seek independent advice. You assume all risks associated with use of the data provided on this page.



# Race Results



April 20, 2019, Race 8, HYDROFLOW 'EASTER BUNNY' HANDICAP PACE, Distance 2600m, Addington - Survey 3200m

Result	TAB no.	Horse (Barrier)	2600 to	2400m to
1st	1	Ashley Locaz (1)	2400m	2200m
		Position in running (margin)	-	3(4.5)
		Sectional time (s)	17.20	14.35
		Cumulative time (s)	191.75	174.55
		Speed (m/s)	11.62	13.94
		Stride length (m)	5.44	6.46
		Stride duration (s)	0.458	0.463
		Stride efficiency (%)	46.24	65.19
		Stride count	36.77	30.97

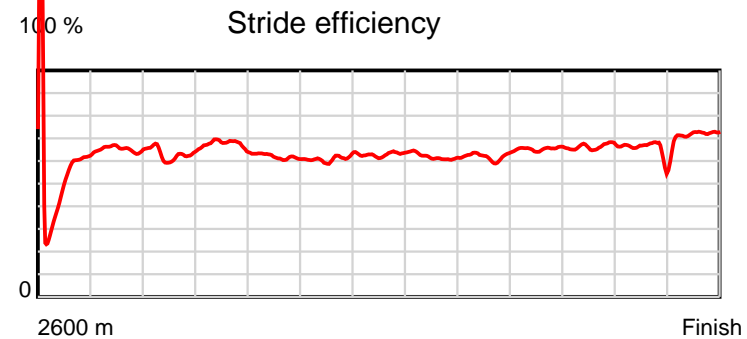
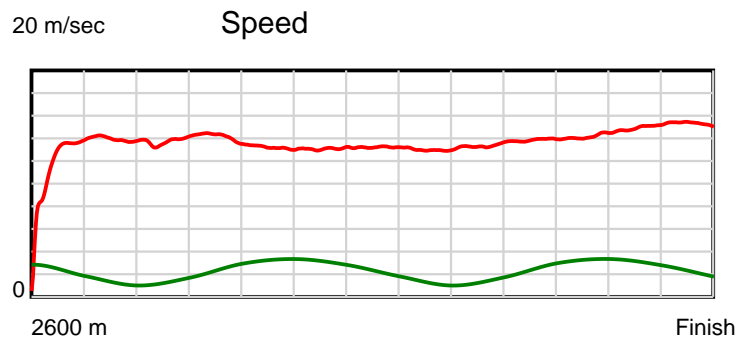
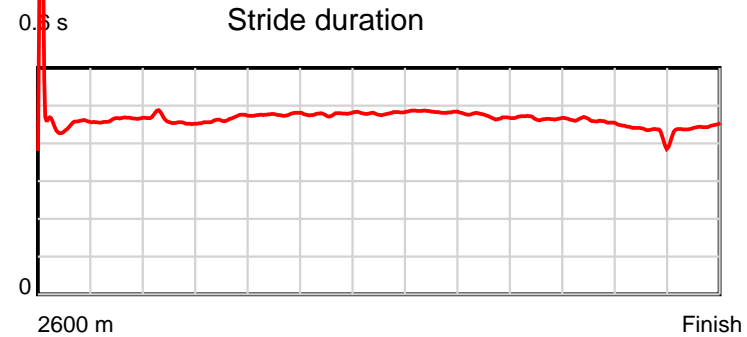
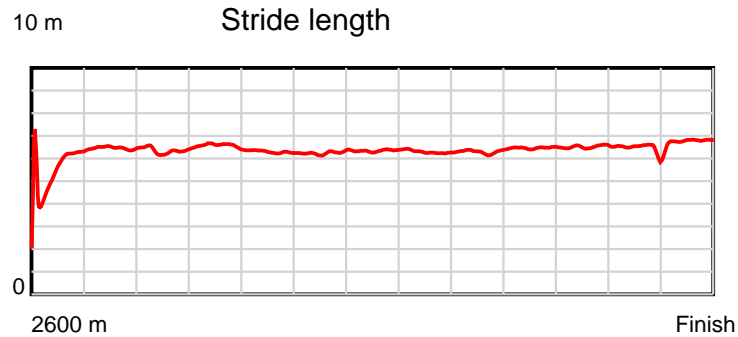
#### Disclaimer.

HRNZ and NZMTC and Thoroughbred Ratings Pty Ltd accepts no responsibility for the completeness or accuracy of any of the information contained herein, and makes no representations about its suitability for any particular purpose. Users should make their own judgements about those matters and/or seek independent advice. You assume all risks associated with use of the data provided on this page.

# Race Results

April 20, 2019, Race 8, HYDROFLOW 'EASTER BUNNY' HANDICAP PACE, Distance 2600m, Addington - Survey 3200m

Result	TAB no.	Horse (Barrier)	2200m to	2000m to	1800m to	1600m to	1400m to	1200m to	1000m to	800m to	600m to	400m to	200m to	Total or	Margin
1st	1	<b>Ashley Locaz (1)</b>	<b>2000m</b>	<b>1800m</b>	<b>1600m</b>	<b>1400m</b>	<b>1200m</b>	<b>1000m</b>	<b>800m</b>	<b>600m</b>	<b>400m</b>	<b>200m</b>	<b>WP</b>	<b>Average</b>	
		Position in running (margin)	3(3.9)	2(0.9)	1(0.0)	1(0.0)	1(0.0)	1(0.0)	1(0.0)	1(0.0)	1(0.0)	1(0.0)	1(0.0)		0.00
		Sectional time (s)	14.78	14.25	15.18	15.15	15.24	15.50	15.11	14.50	14.10	13.30	13.09		
		Cumulative time (s)	160.20	145.42	131.17	115.99	100.84	85.60	70.10	54.99	40.49	26.39	13.09	3:11.75	
		Speed (m/s)	13.53	14.04	13.18	13.20	13.12	12.90	13.24	13.79	14.18	15.04	15.28	13.56	
		Stride length (m)	6.24	6.53	6.28	6.30	6.30	6.24	6.24	6.44	6.52	6.47	6.79	6.31	
		Stride duration (s)	0.461	0.465	0.477	0.478	0.480	0.484	0.472	0.467	0.459	0.430	0.444	0.465	
		Stride efficiency (%)	60.87	66.62	61.67	62.10	62.03	60.90	60.92	64.80	66.33	65.33	72.02	62.25	
		Stride count	32.04	30.63	31.84	31.73	31.74	32.04	32.03	31.06	30.70	30.93	29.46	411.94	



Note: Horizontal distance axis grid lines are 200m furlongs.

#### Disclaimer.

HRNZ and NZMTC and Thoroughbred Ratings Pty Ltd accepts no responsibility for the completeness or accuracy of any of the information contained herein, and makes no representations about its suitability for any particular purpose. Users should make their own judgements about those matters and/or seek independent advice. You assume all risks associated with use of the data provided on this page.



# Race Results



April 20, 2019, Race 8, HYDROFLOW 'EASTER BUNNY' HANDICAP PACE, Distance 2600m, Addington - Survey 3200m

Result	TAB no.	Horse (Barrier)	2600 to	2400m to
2nd	5	<b>Funatthebeach (6)</b>	<b>2400m</b>	<b>2200m</b>
		Position in running (margin)	-	2(1.8)
		Sectional time (s)	16.74	14.15
		Cumulative time (s)	191.96	175.22
		Speed (m/s)	11.95	14.13
		Stride length (m)	5.37	6.32
		Stride duration (s)	0.442	0.447
		Stride efficiency (%)	45.03	62.50
		Stride count	37.26	31.62

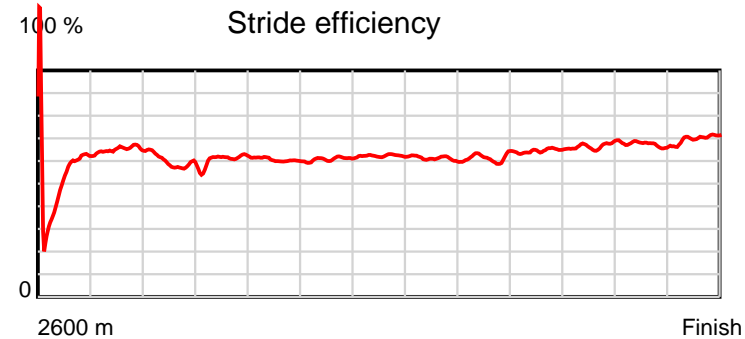
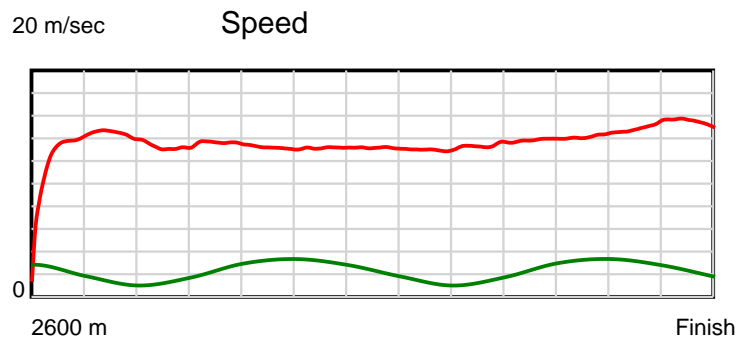
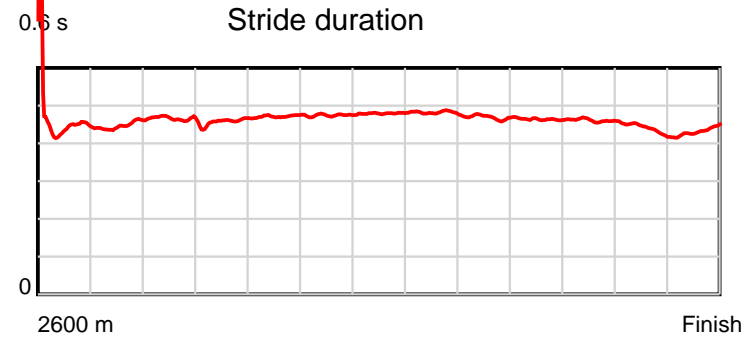
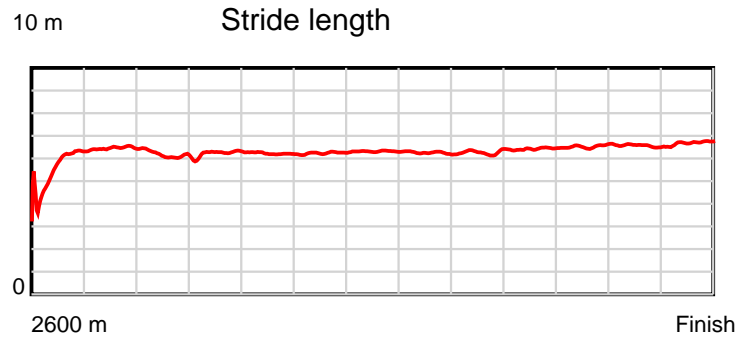
#### Disclaimer.

HRNZ and NZMTC and Thoroughbred Ratings Pty Ltd accepts no responsibility for the completeness or accuracy of any of the information contained herein, and makes no representations about its suitability for any particular purpose. Users should make their own judgements about those matters and/or seek independent advice. You assume all risks associated with use of the data provided on this page.

# Race Results

April 20, 2019, Race 8, HYDROFLOW 'EASTER BUNNY' HANDICAP PACE, Distance 2600m, Addington - Survey 3200m

Result	TAB no.	Horse (Barrier)	2200m to	2000m to	1800m to	1600m to	1400m to	1200m to	1000m to	800m to	600m to	400m to	200m to	Total or	Margin
2nd	5	Funatthebeach (6)	2000m	1800m	1600m	1400m	1200m	1000m	800m	600m	400m	200m	WP	Average	
		Position in running (margin)	1(0.0)	1(0.0)	2(1.9)	2(2.6)	2(2.7)	2(2.6)	2(2.0)	2(1.9)	2(1.4)	3(1.7)	3(2.0)		0.70
		Sectional time (s)	15.28	14.72	15.30	15.16	15.23	15.40	15.10	14.42	14.15	13.35	12.96		
		Cumulative time (s)	161.07	145.79	131.07	115.77	100.61	85.38	69.98	54.88	40.46	26.31	12.96	3:11.96	
		Speed (m/s)	13.09	13.59	13.07	13.19	13.13	12.99	13.25	13.87	14.13	14.98	15.43	13.54	
		Stride length (m)	6.10	6.22	6.17	6.25	6.30	6.25	6.21	6.43	6.51	6.56	6.70	6.24	
		Stride duration (s)	0.466	0.458	0.472	0.474	0.480	0.481	0.469	0.463	0.460	0.438	0.434	0.461	
		Stride efficiency (%)	58.06	60.39	59.56	61.00	62.07	61.08	60.30	64.56	66.19	67.18	70.05	60.92	
		Stride count	32.81	32.17	32.40	32.01	31.73	31.99	32.20	31.11	30.73	30.50	29.87	416.40	



Note: Horizontal distance axis grid lines are 200m furlongs.

#### Disclaimer.

HRNZ and NZMTC and Thoroughbred Ratings Pty Ltd accepts no responsibility for the completeness or accuracy of any of the information contained herein, and makes no representations about its suitability for any particular purpose. Users should make their own judgements about those matters and/or seek independent advice. You assume all risks associated with use of the data provided on this page.



# Race Results



April 20, 2019, Race 8, HYDROFLOW 'EASTER BUNNY' HANDICAP PACE, Distance 2600m, Addington - Survey 3200m

Result	TAB no.	Horse (Barrier)	2600 to	2400m to
3rd	3	Elle Mac (4)	2400m	2200m
		Position in running (margin)	-	4(6.4)
		Sectional time (s)	17.50	14.38
		Cumulative time (s)	191.97	174.47
		Speed (m/s)	11.43	13.91
		Stride length (m)	5.44	6.51
		Stride duration (s)	0.469	0.468
		Stride efficiency (%)	46.24	66.25
		Stride count	36.77	30.72

#### Disclaimer.

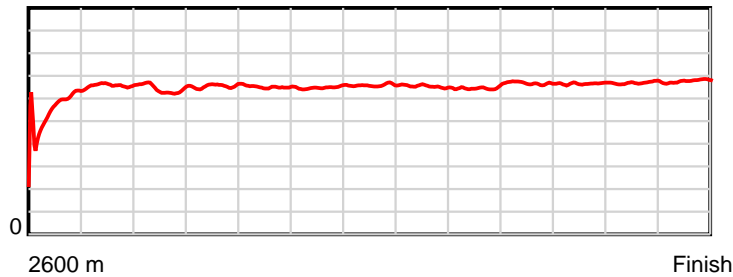
HRNZ and NZMTC and Thoroughbred Ratings Pty Ltd accepts no responsibility for the completeness or accuracy of any of the information contained herein, and makes no representations about its suitability for any particular purpose. Users should make their own judgements about those matters and/or seek independent advice. You assume all risks associated with use of the data provided on this page.

# Race Results

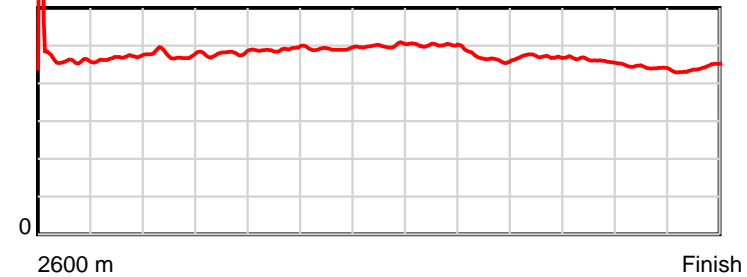
April 20, 2019, Race 8, HYDROFLOW 'EASTER BUNNY' HANDICAP PACE, Distance 2600m, Addington - Survey 3200m

Result	TAB no.	Horse (Barrier)	2200m to	2000m to	1800m to	1600m to	1400m to	1200m to	1000m to	800m to	600m to	400m to	200m to	Total or	Margin
3rd	3	Elle Mac (4)	2000m	1800m	1600m	1400m	1200m	1000m	800m	600m	400m	200m	WP	Average	
		Position in running (margin)	4(6.0)	4(4.6)	4(6.3)	4(6.2)	4(6.5)	4(6.4)	4(6.4)	4(4.1)	3(2.2)	2(1.4)	2(1.6)		1.00
		Sectional time (s)	15.05	14.68	15.18	15.19	15.23	15.51	14.72	14.20	13.95	13.34	13.04		
		Cumulative time (s)	160.09	145.04	130.36	115.18	99.99	84.76	69.25	54.53	40.33	26.38	13.04	3:11.97	
		Speed (m/s)	13.29	13.62	13.18	13.17	13.13	12.89	13.59	14.08	14.34	14.99	15.34	13.54	
		Stride length (m)	6.33	6.53	6.46	6.47	6.57	6.47	6.34	6.64	6.60	6.63	6.76	6.43	
		Stride duration (s)	0.476	0.479	0.490	0.491	0.500	0.502	0.467	0.471	0.461	0.442	0.441	0.474	
		Stride efficiency (%)	62.56	66.65	65.22	65.38	67.39	65.42	62.82	68.83	68.16	68.65	71.51	64.51	
		Stride count	31.61	30.62	30.96	30.92	30.46	30.91	31.54	30.13	30.28	30.17	29.56	404.65	

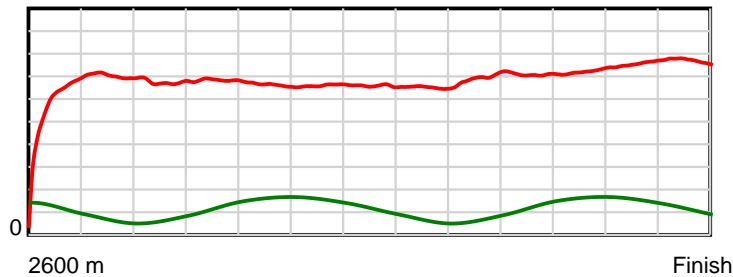
10 m Stride length



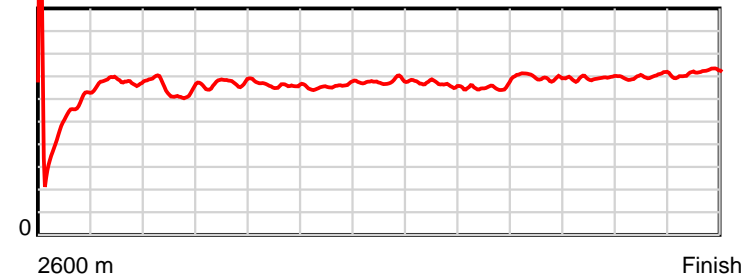
0.5 s Stride duration



20 m/sec Speed



100 % Stride efficiency



Note: Horizontal distance axis grid lines are 200m furlongs.

## Disclaimer.

HRNZ and NZMTC and Thoroughbred Ratings Pty Ltd accepts no responsibility for the completeness or accuracy of any of the information contained herein, and makes no representations about its suitability for any particular purpose. Users should make their own judgements about those matters and/or seek independent advice. You assume all risks associated with use of the data provided on this page.



# Race Results



April 20, 2019, Race 8, HYDROFLOW 'EASTER BUNNY' HANDICAP PACE, Distance 2600m, Addington - Survey 3200m

Result	TAB no.	Horse (Barrier)	2600 to	2400m to
4th	7	<b>Alta Orlando (0)</b>	<b>2400m</b>	<b>2200m</b>
		Position in running (margin)	-	1(0.0)
		Sectional time (s)	16.43	14.83
		Cumulative time (s)	192.04	175.61
		Speed (m/s)	12.17	13.49
		Stride length (m)	5.61	5.88
		Stride duration (s)	0.420	0.436
		Stride efficiency (%)	49.15	53.99
		Stride count	35.66	34.02

#### Disclaimer.

HRNZ and NZMTC and Thoroughbred Ratings Pty Ltd accepts no responsibility for the completeness or accuracy of any of the information contained herein, and makes no representations about its suitability for any particular purpose. Users should make their own judgements about those matters and/or seek independent advice. You assume all risks associated with use of the data provided on this page.

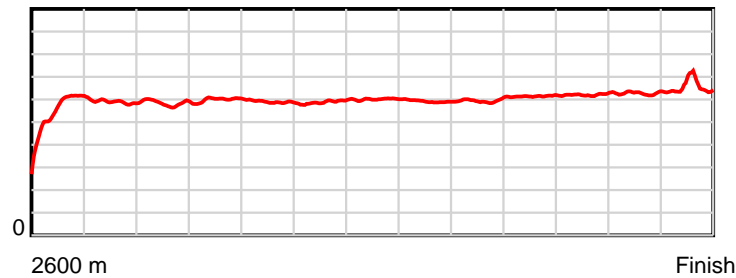


# Race Results

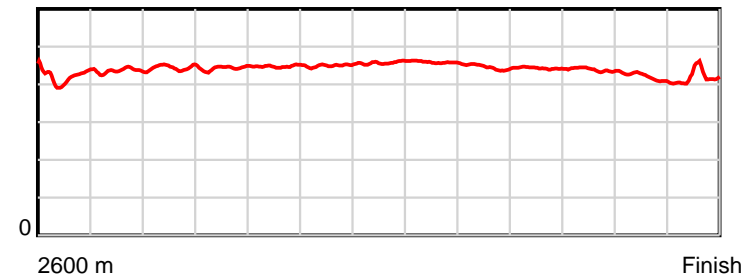
April 20, 2019, Race 8, HYDROFLOW 'EASTER BUNNY' HANDICAP PACE, Distance 2600m, Addington - Survey 3200m

Result	TAB no.	Horse (Barrier)	2200m to	2000m to	1800m to	1600m to	1400m to	1200m to	1000m to	800m to	600m to	400m to	200m to	Total or	Margin
4th	7	<b>Alta Orlando (0)</b>	<b>2000m</b>	<b>1800m</b>	<b>1600m</b>	<b>1400m</b>	<b>1200m</b>	<b>1000m</b>	<b>800m</b>	<b>600m</b>	<b>400m</b>	<b>200m</b>	<b>WP</b>	<b>Average</b>	
		Position in running (margin)	2(2.3)	3(1.9)	3(3.9)	3(4.0)	3(4.1)	3(4.4)	3(4.2)	3(3.6)	4(3.4)	5(3.3)	5(3.4)		1.80
		Sectional time (s)	15.23	14.73	15.21	15.17	15.28	15.46	15.02	14.47	14.08	13.32	12.81		
		Cumulative time (s)	160.78	145.55	130.82	115.61	100.44	85.16	69.70	54.68	40.21	26.13	12.81	3:12.04	
		Speed (m/s)	13.13	13.58	13.15	13.18	13.09	12.94	13.32	13.82	14.20	15.02	15.61	13.54	
		Stride length (m)	5.84	6.02	5.89	5.92	5.98	5.93	5.93	6.12	6.23	6.30	6.49	6.00	
		Stride duration (s)	0.445	0.443	0.448	0.449	0.457	0.459	0.446	0.443	0.439	0.419	0.416	0.443	
		Stride efficiency (%)	53.37	56.56	54.15	54.84	55.96	55.00	54.99	58.56	60.72	61.95	65.78	56.32	
		Stride count	34.22	33.24	33.98	33.76	33.42	33.71	33.71	32.67	32.09	31.76	30.83	433.07	

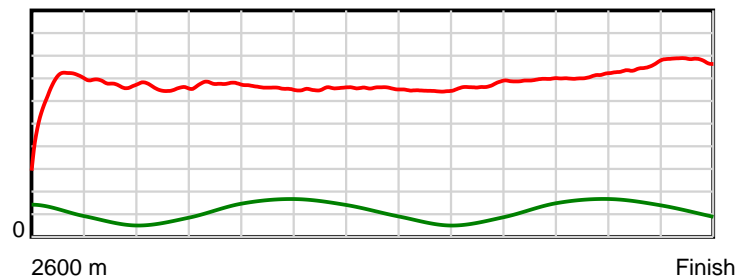
10 m Stride length



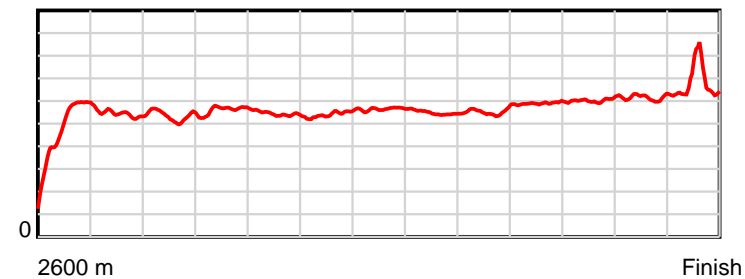
0.6 s Stride duration



20 m/sec Speed



100 % Stride efficiency



Note: Horizontal distance axis grid lines are 200m furlongs.

## Disclaimer.

HRNZ and NZMTC and Thoroughbred Ratings Pty Ltd accepts no responsibility for the completeness or accuracy of any of the information contained herein, and makes no representations about its suitability for any particular purpose. Users should make their own judgements about those matters and/or seek independent advice. You assume all risks associated with use of the data provided on this page.



# Race Results



April 20, 2019, Race 8, HYDROFLOW 'EASTER BUNNY' HANDICAP PACE, Distance 2600m, Addington - Survey 3200m

Result	TAB no.	Horse (Barrier)	2600 to	2400m to
5th	6	<b>Eamon Maguire (2)</b>	<b>2400m</b>	<b>2200m</b>
		Position in running (margin)	-	5(8.2)
		Sectional time (s)	17.81	14.37
		Cumulative time (s)	192.27	174.46
		Speed (m/s)	11.23	13.92
		Stride length (m)	5.37	6.00
		Stride duration (s)	0.420	0.431
		Stride efficiency (%)	45.11	56.22
		Stride count	37.22	33.35

#### Disclaimer.

HRNZ and NZMTC and Thoroughbred Ratings Pty Ltd accepts no responsibility for the completeness or accuracy of any of the information contained herein, and makes no representations about its suitability for any particular purpose. Users should make their own judgements about those matters and/or seek independent advice. You assume all risks associated with use of the data provided on this page.

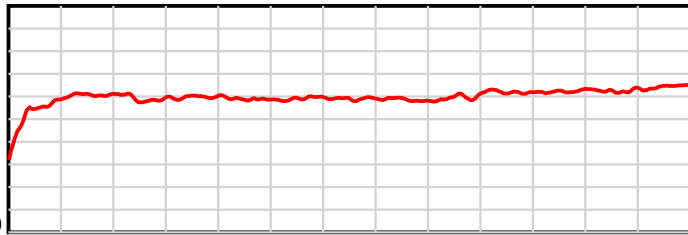
# Race Results

April 20, 2019, Race 8, HYDROFLOW 'EASTER BUNNY' HANDICAP PACE, Distance 2600m, Addington - Survey 3200m

Result	TAB no.	Horse (Barrier)	2200m to	2000m to	1800m to	1600m to	1400m to	1200m to	1000m to	800m to	600m to	400m to	200m to	Total or	Margin
5th	6	<b>Eamon Maguire (2)</b>	<b>2000m</b>	<b>1800m</b>	<b>1600m</b>	<b>1400m</b>	<b>1200m</b>	<b>1000m</b>	<b>800m</b>	<b>600m</b>	<b>400m</b>	<b>200m</b>	<b>WP</b>	<b>Average</b>	
		Position in running (margin)	5(7.8)	5(6.1)	5(7.9)	5(8.1)	5(8.1)	5(8.2)	5(7.9)	5(5.8)	5(3.9)	6(3.3)	4(3.1)		1.70
		Sectional time (s)	15.00	14.71	15.21	15.16	15.26	15.44	14.77	14.18	14.00	13.27	13.09		
		Cumulative time (s)	160.09	145.09	130.38	115.17	100.01	84.75	69.31	54.54	40.36	26.36	13.09	3:12.27	
		Speed (m/s)	13.33	13.60	13.15	13.19	13.11	12.95	13.54	14.10	14.29	15.07	15.28	13.52	
		Stride length (m)	5.82	5.96	5.85	5.91	5.89	5.80	5.81	6.13	6.15	6.23	6.35	5.93	
		Stride duration (s)	0.437	0.438	0.445	0.448	0.450	0.448	0.429	0.435	0.430	0.413	0.415	0.439	
		Stride efficiency (%)	52.96	55.44	53.44	54.60	54.27	52.64	52.77	58.77	59.08	60.67	62.93	55.04	
		Stride count	34.35	33.58	34.20	33.83	33.94	34.46	34.42	32.61	32.53	32.10	31.52	438.11	

10 m

Stride length

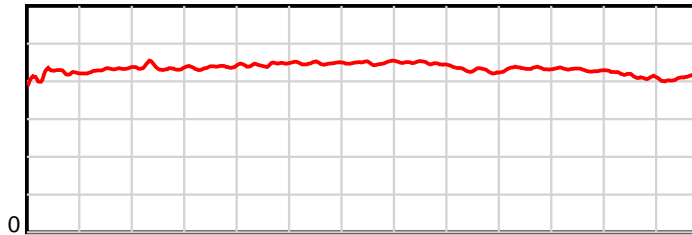


2600 m

Finish

0.6 s

Stride duration

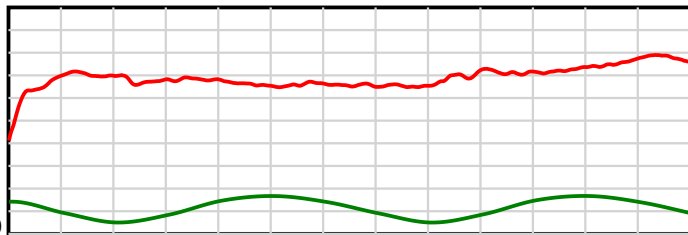


2600 m

Finish

20 m/sec

Speed

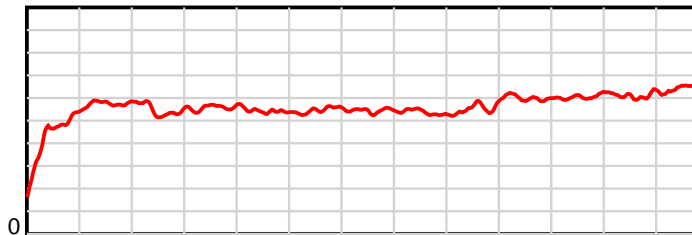


2600 m

Finish

100 %

Stride efficiency



2600 m

Finish

Note: Horizontal distance axis grid lines are 200m furlongs.

**Disclaimer.**

HRNZ and NZMTC and Thoroughbred Ratings Pty Ltd accepts no responsibility for the completeness or accuracy of any of the information contained herein, and makes no representations about its suitability for any particular purpose. Users should make their own judgements about those matters and/or seek independent advice. You assume all risks associated with use of the data provided on this page.



# Race Results



April 20, 2019, Race 8, HYDROFLOW 'EASTER BUNNY' HANDICAP PACE, Distance 2600m, Addington - Survey 3200m

Result	TAB no.	Horse (Barrier)	2600 to	2400m to
6th	2	<b>Alta Maestro (3)</b>	<b>2400m</b>	<b>2200m</b>
		Position in running (margin)	-	6(14.3)
		Sectional time (s)	18.83	14.39
		Cumulative time (s)	192.65	173.82
		Speed (m/s)	10.62	13.90
		Stride length (m)	4.97	6.51
		Stride duration (s)	0.467	0.468
		Stride efficiency (%)	38.55	66.14
		Stride count	40.27	30.74

#### Disclaimer.

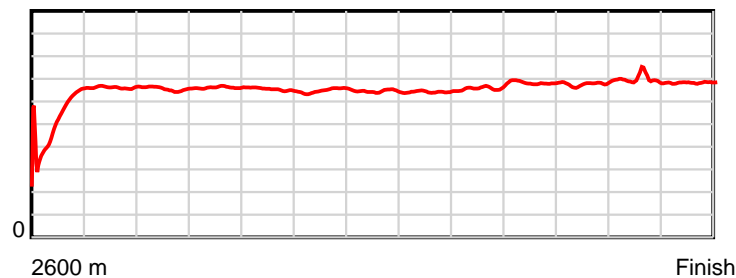
HRNZ and NZMTC and Thoroughbred Ratings Pty Ltd accepts no responsibility for the completeness or accuracy of any of the information contained herein, and makes no representations about its suitability for any particular purpose. Users should make their own judgements about those matters and/or seek independent advice. You assume all risks associated with use of the data provided on this page.

# Race Results

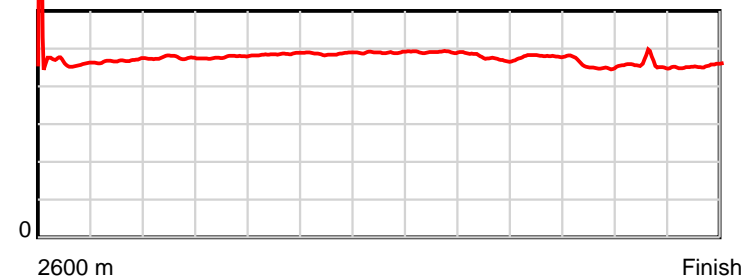
April 20, 2019, Race 8, HYDROFLOW 'EASTER BUNNY' HANDICAP PACE, Distance 2600m, Addington - Survey 3200m

Result	TAB no.	Horse (Barrier)	2200m to	2000m to	1800m to	1600m to	1400m to	1200m to	1000m to	800m to	600m to	400m to	200m to	Total or	Margin
6th	2	<b>Alta Maestro (3)</b>	<b>2000m</b>	<b>1800m</b>	<b>1600m</b>	<b>1400m</b>	<b>1200m</b>	<b>1000m</b>	<b>800m</b>	<b>600m</b>	<b>400m</b>	<b>200m</b>	<b>WP</b>	<b>Average</b>	
		Position in running (margin)	6(13.9)	6(11.1)	6(11.6)	6(10.3)	6(10.1)	6(10.2)	6(10.2)	6(7.5)	6(5.3)	4(2.7)	6(3.7)		4.50
		Sectional time (s)	14.82	14.48	14.97	15.12	15.24	15.50	14.67	14.14	13.66	13.46	13.37		
		Cumulative time (s)	159.43	144.61	130.13	115.16	100.04	84.80	69.30	54.63	40.49	26.83	13.37	3:12.65	
		Speed (m/s)	13.50	13.81	13.36	13.23	13.12	12.90	13.63	14.14	14.64	14.86	14.96	13.50	
		Stride length (m)	6.42	6.60	6.48	6.44	6.42	6.33	6.48	6.80	6.65	6.78	6.80	6.40	
		Stride duration (s)	0.476	0.478	0.485	0.487	0.490	0.491	0.476	0.481	0.455	0.456	0.455	0.474	
		Stride efficiency (%)	64.41	68.04	65.69	64.86	64.50	62.65	65.68	72.23	69.19	71.84	72.22	63.98	
		Stride count	31.15	30.31	30.85	31.04	31.13	31.59	30.85	29.42	30.06	29.50	29.42	406.33	

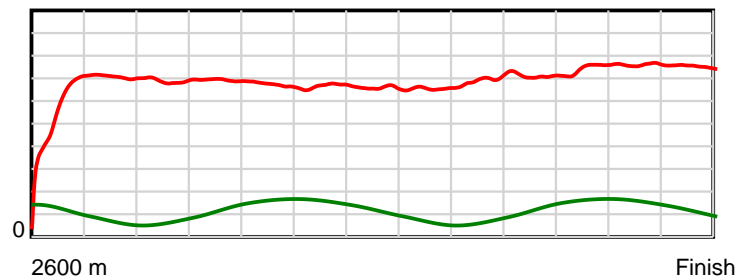
10 m Stride length



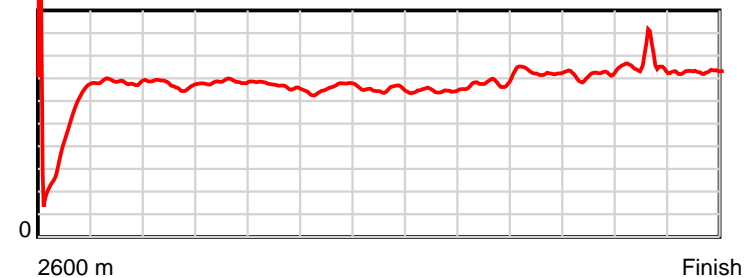
0.5 s Stride duration



20 m/sec Speed



100 % Stride efficiency



Note: Horizontal distance axis grid lines are 200m furlongs.

### Disclaimer.

HRNZ and NZMTC and Thoroughbred Ratings Pty Ltd accepts no responsibility for the completeness or accuracy of any of the information contained herein, and makes no representations about its suitability for any particular purpose. Users should make their own judgements about those matters and/or seek independent advice. You assume all risks associated with use of the data provided on this page.



# Race Results



April 20, 2019, Race 8, HYDROFLOW 'EASTER BUNNY' HANDICAP PACE, Distance 2600m, Addington - Survey 3200m

Result	TAB no.	Horse (Barrier)	2600 to	2400m to
7th	4	Letspendanitet... (5)	2400m	2200m
		Position in running (margin)	-	7(41.3)
		Sectional time (s)	23.32	15.45
		Cumulative time (s)	206.21	182.89
		Speed (m/s)	8.58	12.94
		Stride length (m)	4.19	6.26
		Stride duration (s)	0.485	0.484
		Stride efficiency (%)	27.50	61.26
		Stride count	47.68	31.94

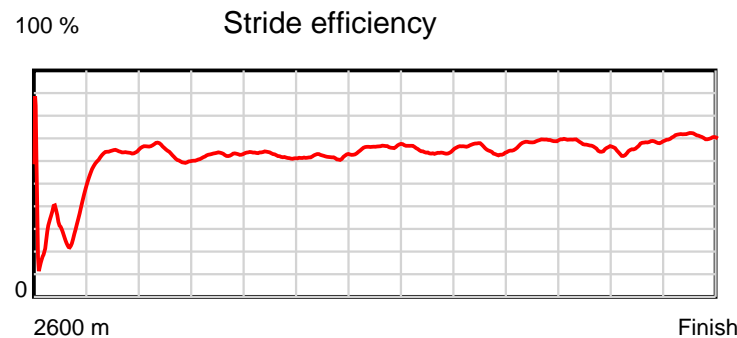
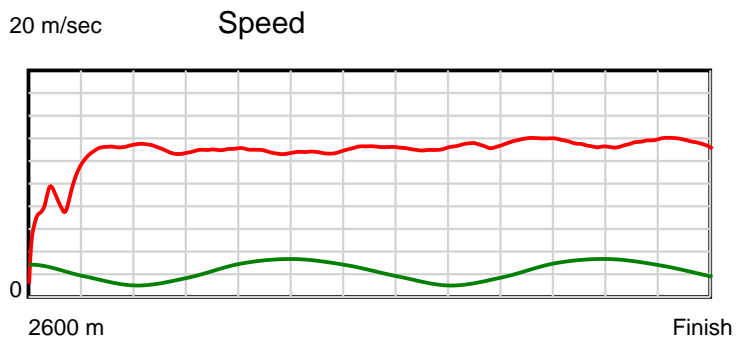
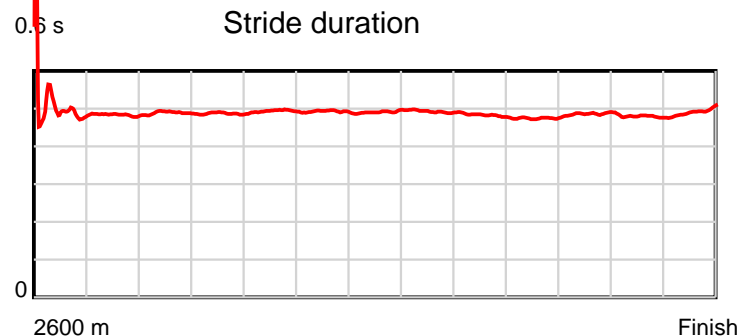
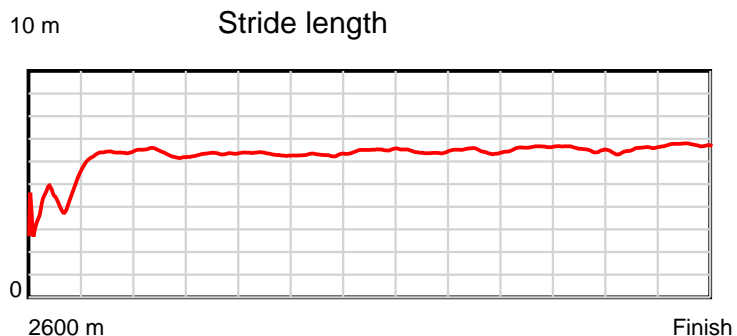
#### Disclaimer.

HRNZ and NZMTC and Thoroughbred Ratings Pty Ltd accepts no responsibility for the completeness or accuracy of any of the information contained herein, and makes no representations about its suitability for any particular purpose. Users should make their own judgements about those matters and/or seek independent advice. You assume all risks associated with use of the data provided on this page.

# Race Results

April 20, 2019, Race 8, HYDROFLOW 'EASTER BUNNY' HANDICAP PACE, Distance 2600m, Addington - Survey 3200m

Result	TAB no.	Horse (Barrier)	2200m to	2000m to	1800m to	1600m to	1400m to	1200m to	1000m to	800m to	600m to	400m to	200m to	Total or	Margin
7th	4	Letspendanitet... (5)	2000m	1800m	1600m	1400m	1200m	1000m	800m	600m	400m	200m	WP	Average	
		Position in running (margin)	7(47.3)	7(49.5)	7(56.0)	7(59.7)	7(62.9)	7(62.8)	7(62.7)	7(63.1)	7(62.7)	7(68.6)	7(76.8)		79.80
		Sectional time (s)	15.66	15.48	15.79	15.69	15.23	15.48	15.18	14.44	15.08	14.66	14.75		
		Cumulative time (s)	167.44	151.78	136.30	120.51	104.82	89.59	74.11	58.93	44.49	29.41	14.75	3:26.21	
		Speed (m/s)	12.77	12.92	12.67	12.75	13.13	12.92	13.18	13.85	13.26	13.64	13.56	12.61	
		Stride length (m)	6.24	6.29	6.25	6.28	6.45	6.36	6.35	6.58	6.45	6.53	6.69	6.14	
		Stride duration (s)	0.489	0.487	0.494	0.492	0.491	0.492	0.482	0.475	0.486	0.479	0.494	0.487	
		Stride efficiency (%)	60.90	61.79	61.05	61.57	65.02	63.26	63.08	67.60	65.07	66.69	69.96	59.00	
		Stride count	32.04	31.81	32.00	31.86	31.01	31.43	31.48	30.41	30.99	30.61	29.89	423.15	



Note: Horizontal distance axis grid lines are 200m furlongs.

#### Disclaimer.

HRNZ and NZMTC and Thoroughbred Ratings Pty Ltd accepts no responsibility for the completeness or accuracy of any of the information contained herein, and makes no representations about its suitability for any particular purpose. Users should make their own judgements about those matters and/or seek independent advice. You assume all risks associated with use of the data provided on this page.