



Race Results

NZ Metropolitan Trotting Club Inc, HRNZ, April 20, 2019

Compilation date: April 20, 2019, 5:31:06 PM (NZST)

Copyright © 2019 HRNZ and NZMTC. All rights reserved.

Trademarks.

StrideMASTER is a registered trademark of Thoroughbred Ratings Pty Ltd.

Disclaimer.

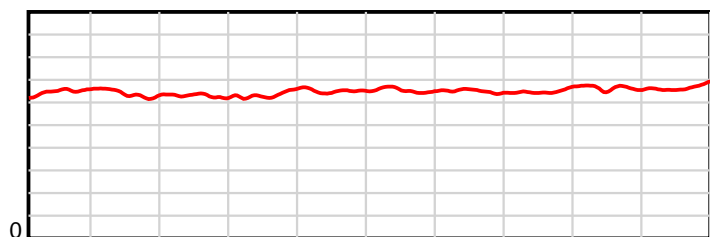
HRNZ and NZMTC and Thoroughbred Ratings Pty Ltd accepts no responsibility for the completeness or accuracy of any of the information contained herein, and makes no representations about its suitability for any particular purpose. Users should make their own judgements about those matters and/or seek independent advice. You assume all risks associated with use of the data provided on this page.

Race Results

April 20, 2019, Race 9, "MAJESTIC SON" NZ TWO YEAR OLD TROTTING STAKES (MOBILE TROT), Distance 1980m, Addington - Survey 1980m

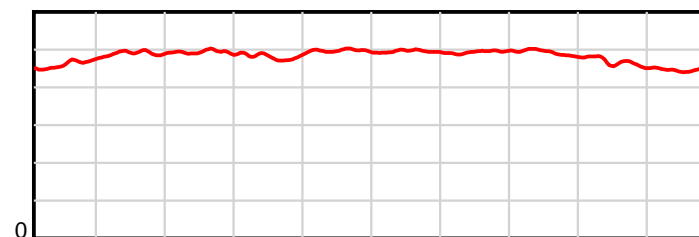
Result	TAB no.	Horse (Barrier)	1980 to	1800m to	1600m to	1400m to	1200m to	1000m to	800m to	600m to	400m to	200m to	Total or	Margin
1st	6	Muscle Mountai... (5)	1800m	1600m	1400m	1200m	1000m	800m	600m	400m	200m	WP	Average	
		Position in running (margin)	-	1(0.0)	1(0.0)	1(0.0)	2(0.6)	3(1.7)	3(2.1)	4(2.5)	3(2.6)	3(2.1)		0.00
		Sectional time (s)	12.93	15.54	15.71	15.25	15.45	15.45	15.37	15.29	14.21	13.77		
		Cumulative time (s)	148.97	136.04	120.50	104.79	89.54	74.09	58.64	43.27	27.98	13.77	2:28.97	
		Speed (m/s)	13.92	12.87	12.73	13.11	12.94	12.94	13.01	13.08	14.07	14.52	13.29	
		Stride length (m)	6.49	6.32	6.28	6.32	6.44	6.41	6.43	6.43	6.55	6.59	6.42	
		Stride duration (s)	0.463	0.491	0.493	0.482	0.497	0.495	0.494	0.491	0.466	0.454	0.483	
		Stride efficiency (%)	65.73	62.34	61.63	62.38	64.82	64.25	64.60	64.55	67.10	67.93	64.48	
		Stride count	27.75	31.66	31.85	31.65	31.05	31.19	31.11	31.12	30.52	30.33	308.23	

10 m Stride length



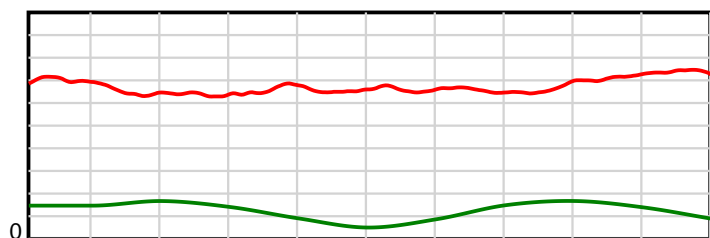
1980 m Finish

0.6 s Stride duration



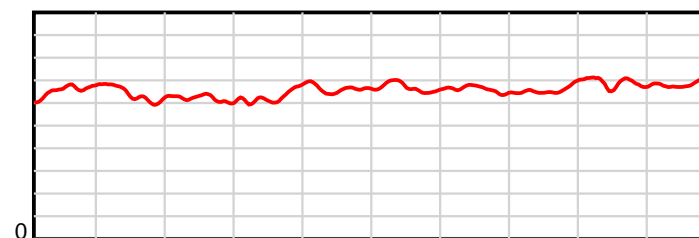
1980 m Finish

20 m/sec Speed



1980 m Finish

100 % Stride efficiency



1980 m Finish

Note: Horizontal distance axis grid lines are 200m furlongs.

Disclaimer.

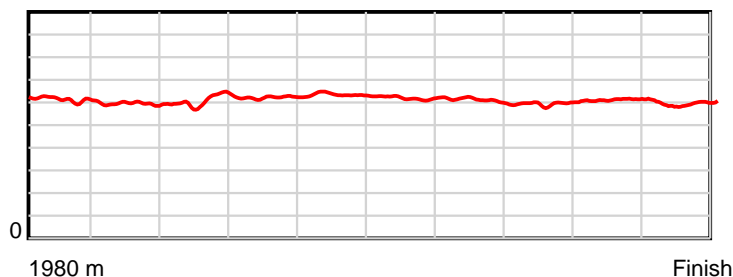
HRNZ and NZMTC and Thoroughbred Ratings Pty Ltd accepts no responsibility for the completeness or accuracy of any of the information contained herein, and makes no representations about its suitability for any particular purpose. Users should make their own judgements about those matters and/or seek independent advice. You assume all risks associated with use of the data provided on this page.

Race Results

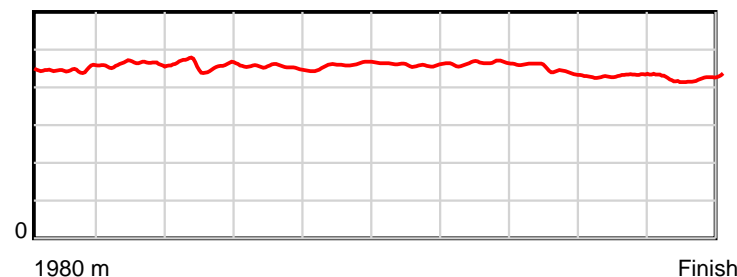
April 20, 2019, Race 9, "MAJESTIC SON" NZ TWO YEAR OLD TROTTING STAKES (MOBILE TROT), Distance 1980m, Addington - Survey 1980m

Result	TAB no.	Horse (Barrier)	1980 to	1800m to	1600m to	1400m to	1200m to	1000m to	800m to	600m to	400m to	200m to	Total or	Margin
2nd	11	One Majic Kenn... (9)	1800m	1600m	1400m	1200m	1000m	800m	600m	400m	200m	WP	Average	
		Position in running (margin)	-	9(4.4)	8(6.3)	6(4.2)	4(1.7)	2(0.1)	1(0.0)	1(0.0)	1(0.0)	1(0.0)		1.40
		Sectional time (s)	13.74	15.85	15.37	14.72	15.00	15.37	15.30	15.26	14.31	14.30		
		Cumulative time (s)	149.22	135.48	119.63	104.26	89.54	74.54	59.17	43.87	28.61	14.30	2:29.22	
		Speed (m/s)	13.10	12.62	13.01	13.59	13.33	13.01	13.07	13.11	13.98	13.99	13.27	
		Stride length (m)	6.11	5.83	5.98	6.17	6.13	5.99	6.06	5.85	6.02	5.91	6.00	
		Stride duration (s)	0.447	0.462	0.460	0.454	0.460	0.460	0.464	0.446	0.431	0.423	0.452	
		Stride efficiency (%)	58.43	53.14	55.89	59.46	58.63	56.01	57.41	53.51	56.69	54.59	56.29	
		Stride count	29.44	34.30	33.44	32.42	32.65	33.41	33.00	34.18	33.21	33.84	329.89	

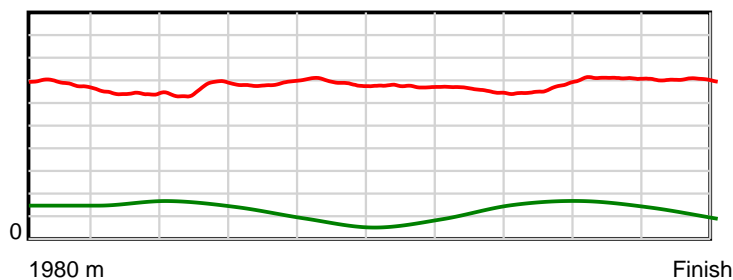
10 m Stride length



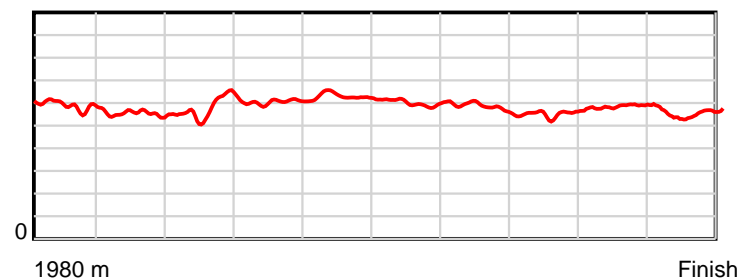
0.6 s Stride duration



20 m/sec Speed



100 % Stride efficiency



Note: Horizontal distance axis grid lines are 200m furlongs.

Disclaimer.

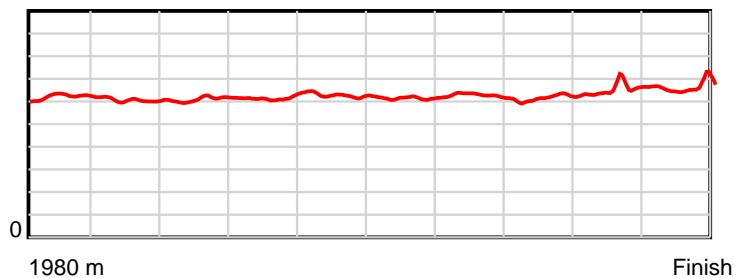
HRNZ and NZMTC and Thoroughbred Ratings Pty Ltd accepts no responsibility for the completeness or accuracy of any of the information contained herein, and makes no representations about its suitability for any particular purpose. Users should make their own judgements about those matters and/or seek independent advice. You assume all risks associated with use of the data provided on this page.

Race Results

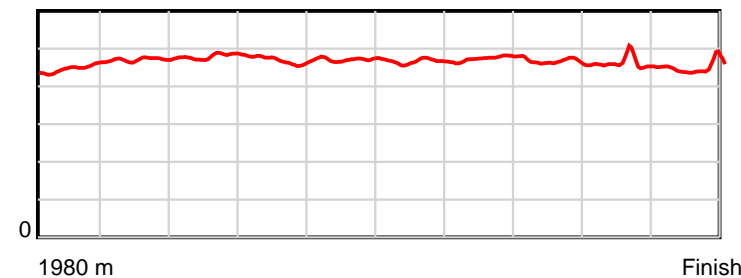
April 20, 2019, Race 9, "MAJESTIC SON" NZ TWO YEAR OLD TROTTING STAKES (MOBILE TROT), Distance 1980m, Addington - Survey 1980m

Result	TAB no.	Horse (Barrier)	1980 to	1800m to	1600m to	1400m to	1200m to	1000m to	800m to	600m to	400m to	200m to	Total or	Margin
3rd	7	Tailored Eleg... (6)	1800m	1600m	1400m	1200m	1000m	800m	600m	400m	200m	WP	Average	
		Position in running (margin)	-	2(0.6)	4(2.1)	5(3.1)	6(3.7)	6(4.3)	6(4.9)	6(4.2)	6(4.7)	5(3.9)		1.40
		Sectional time (s)	13.05	15.80	15.87	15.24	15.37	15.48	15.18	15.34	14.18	13.72		
		Cumulative time (s)	149.23	136.18	120.38	104.51	89.27	73.90	58.42	43.24	27.90	13.72	2:29.23	
		Speed (m/s)	13.79	12.66	12.60	13.12	13.01	12.92	13.18	13.04	14.10	14.58	13.27	
		Stride length (m)	6.23	5.96	6.04	6.15	6.14	6.02	6.25	6.06	6.47	6.53	6.18	
		Stride duration (s)	0.448	0.471	0.480	0.469	0.472	0.466	0.474	0.465	0.459	0.448	0.466	
		Stride efficiency (%)	60.60	55.59	57.10	59.09	58.82	56.72	61.06	57.44	65.50	66.56	59.69	
		Stride count	28.90	33.53	33.09	32.52	32.60	33.20	32.00	32.99	30.89	30.65	320.37	

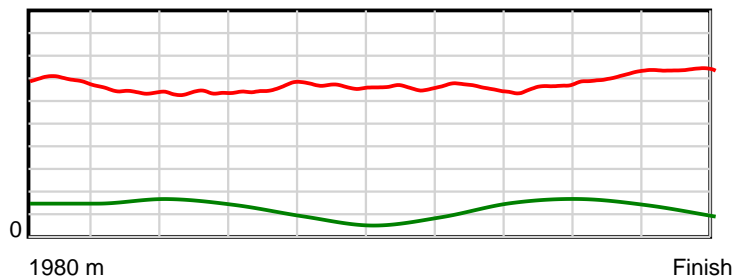
10 m Stride length



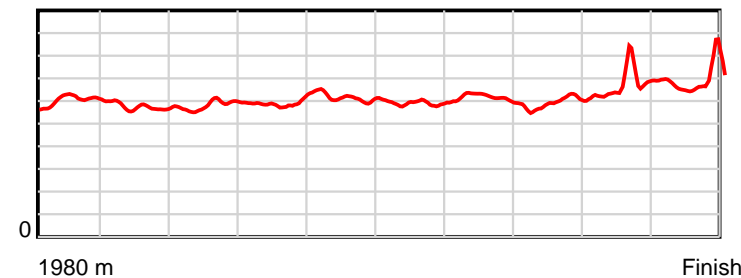
0.6 s Stride duration



20 m/sec Speed



100 % Stride efficiency



Note: Horizontal distance axis grid lines are 200m furlongs.

Disclaimer.

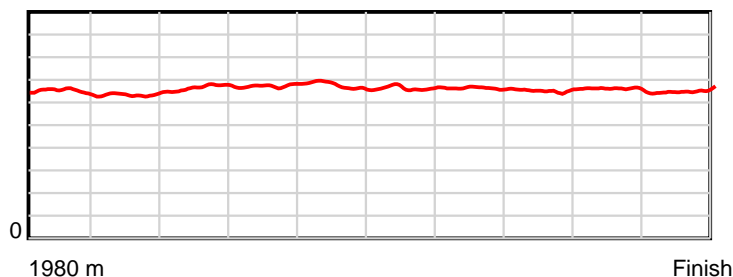
HRNZ and NZMTC and Thoroughbred Ratings Pty Ltd accepts no responsibility for the completeness or accuracy of any of the information contained herein, and makes no representations about its suitability for any particular purpose. Users should make their own judgements about those matters and/or seek independent advice. You assume all risks associated with use of the data provided on this page.

Race Results

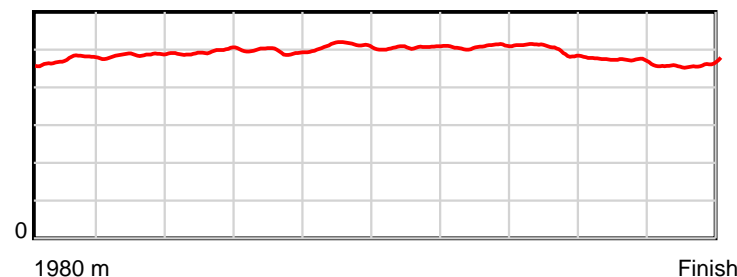
April 20, 2019, Race 9, "MAJESTIC SON" NZ TWO YEAR OLD TROTTING STAKES (MOBILE TROT), Distance 1980m, Addington - Survey 1980m

Result	TAB no.	Horse (Barrier)	1980 to	1800m to	1600m to	1400m to	1200m to	1000m to	800m to	600m to	400m to	200m to	Total or	Margin
4th	15	Ultimate Strid... (13)	1800m	1600m	1400m	1200m	1000m	800m	600m	400m	200m	WP	Average	
		Position in running (margin)	-	7(3.6)	7(5.3)	4(2.8)	1(0.0)	1(0.0)	2(0.1)	2(0.4)	2(1.0)	2(1.1)		1.70
		Sectional time (s)	13.40	15.83	15.29	14.67	15.27	15.40	15.35	15.35	14.33	14.39		
		Cumulative time (s)	149.28	135.88	120.05	104.76	90.09	74.82	59.42	44.07	28.72	14.39	2:29.28	
		Speed (m/s)	13.43	12.63	13.08	13.63	13.10	12.99	13.03	13.03	13.96	13.90	13.26	
		Stride length (m)	6.53	6.13	6.47	6.75	6.69	6.58	6.62	6.49	6.58	6.42	6.52	
		Stride duration (s)	0.475	0.486	0.495	0.495	0.511	0.506	0.508	0.498	0.471	0.462	0.492	
		Stride efficiency (%)	66.60	58.79	65.39	71.27	69.86	67.59	68.51	65.76	67.63	64.49	66.47	
		Stride count	27.57	32.61	30.92	29.61	29.91	30.41	30.20	30.83	30.40	31.13	303.59	

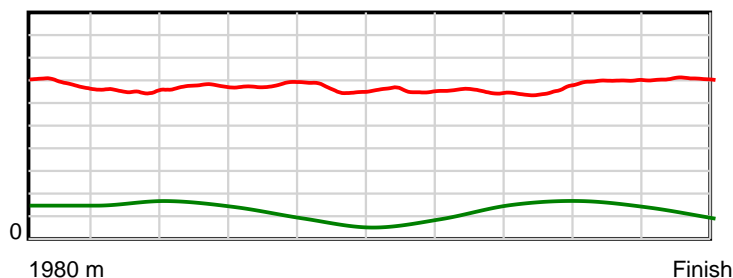
10 m Stride length



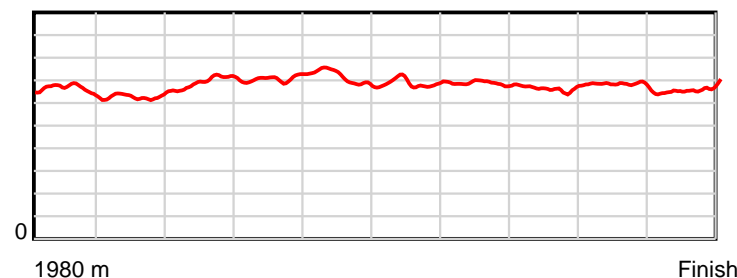
0.6 s Stride duration



20 m/sec Speed



100 % Stride efficiency



Note: Horizontal distance axis grid lines are 200m furlongs.

Disclaimer.

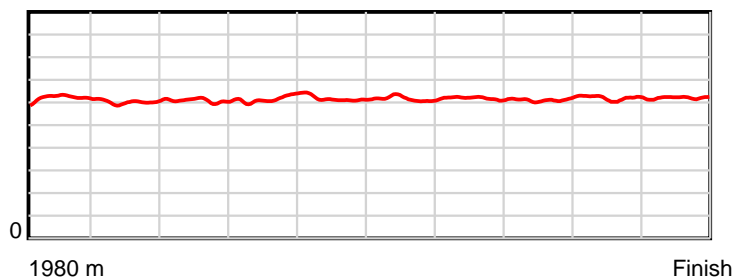
HRNZ and NZMTC and Thoroughbred Ratings Pty Ltd accepts no responsibility for the completeness or accuracy of any of the information contained herein, and makes no representations about its suitability for any particular purpose. Users should make their own judgements about those matters and/or seek independent advice. You assume all risks associated with use of the data provided on this page.

Race Results

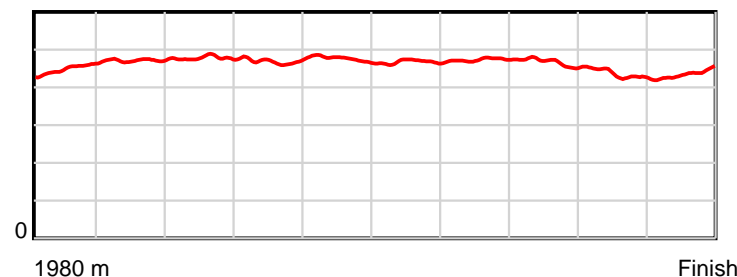
April 20, 2019, Race 9, "MAJESTIC SON" NZ TWO YEAR OLD TROTTING STAKES (MOBILE TROT), Distance 1980m, Addington - Survey 1980m

Result	TAB no.	Horse (Barrier)	1980 to	1800m to	1600m to	1400m to	1200m to	1000m to	800m to	600m to	400m to	200m to	Total or	Margin
5th	1	Zigzagzoo (1)	1800m	1600m	1400m	1200m	1000m	800m	600m	400m	200m	WP	Average	
		Position in running (margin)	-	3(0.8)	3(1.8)	3(1.9)	5(2.5)	5(3.9)	5(4.4)	7(4.4)	7(4.8)	4(3.3)		3.60
		Sectional time (s)	13.22	15.71	15.73	15.24	15.51	15.46	15.30	15.33	14.06	14.06		
		Cumulative time (s)	149.62	136.40	120.69	104.96	89.72	74.21	58.75	43.45	28.12	14.06	2:29.62	
		Speed (m/s)	13.62	12.73	12.71	13.12	12.89	12.94	13.07	13.05	14.22	14.22	13.23	
		Stride length (m)	6.20	6.01	6.07	6.16	6.14	6.05	6.19	6.08	6.19	6.23	6.13	
		Stride duration (s)	0.451	0.472	0.478	0.469	0.476	0.467	0.473	0.466	0.435	0.438	0.463	
		Stride efficiency (%)	60.13	56.39	57.59	59.33	58.83	57.12	59.80	57.84	59.81	60.58	58.71	
		Stride count	29.02	33.29	32.94	32.46	32.60	33.08	32.33	32.87	32.33	32.12	323.04	

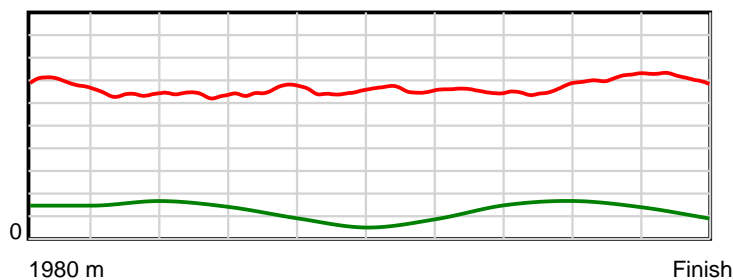
10 m Stride length



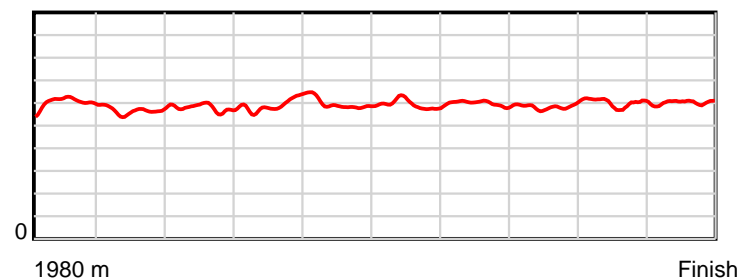
0.6 s Stride duration



20 m/sec Speed



100 % Stride efficiency



Note: Horizontal distance axis grid lines are 200m furlongs.

Disclaimer.

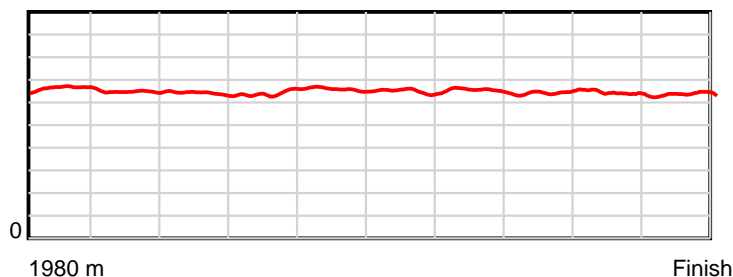
HRNZ and NZMTC and Thoroughbred Ratings Pty Ltd accepts no responsibility for the completeness or accuracy of any of the information contained herein, and makes no representations about its suitability for any particular purpose. Users should make their own judgements about those matters and/or seek independent advice. You assume all risks associated with use of the data provided on this page.

Race Results

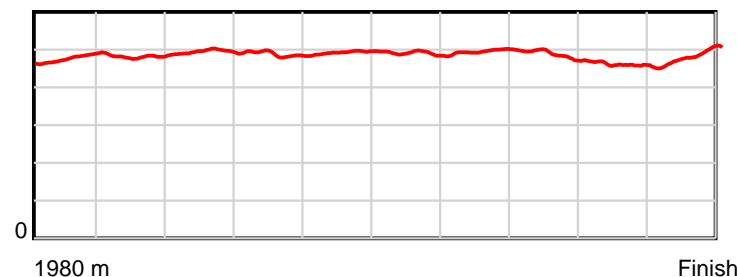
April 20, 2019, Race 9, "MAJESTIC SON" NZ TWO YEAR OLD TROTTING STAKES (MOBILE TROT), Distance 1980m, Addington - Survey 1980m

Result	TAB no.	Horse (Barrier)	1980 to	1800m to	1600m to	1400m to	1200m to	1000m to	800m to	600m to	400m to	200m to	Total or	Margin
6th	14	Kahress (12)	1800m	1600m	1400m	1200m	1000m	800m	600m	400m	200m	WP	Average	
		Position in running (margin)	-	6(3.2)	2(1.4)	2(1.1)	3(1.7)	4(2.0)	4(2.8)	3(2.1)	4(3.0)	6(4.0)		10.70
		Sectional time (s)	13.65	15.25	15.65	15.25	15.33	15.52	15.19	15.40	14.48	15.17		
		Cumulative time (s)	150.89	137.24	121.99	106.34	91.09	75.76	60.24	45.05	29.65	15.17	2:30.89	
		Speed (m/s)	13.19	13.11	12.78	13.11	13.05	12.89	13.17	12.99	13.81	13.18	13.12	
		Stride length (m)	6.61	6.32	6.32	6.40	6.43	6.31	6.54	6.30	6.33	6.39	6.39	
		Stride duration (s)	0.478	0.482	0.495	0.488	0.493	0.490	0.497	0.485	0.458	0.485	0.487	
		Stride efficiency (%)	68.30	62.40	62.47	64.10	64.58	62.24	66.86	62.10	62.63	63.90	63.87	
		Stride count	27.23	31.65	31.63	31.23	31.11	31.69	30.57	31.73	31.59	31.28	309.71	

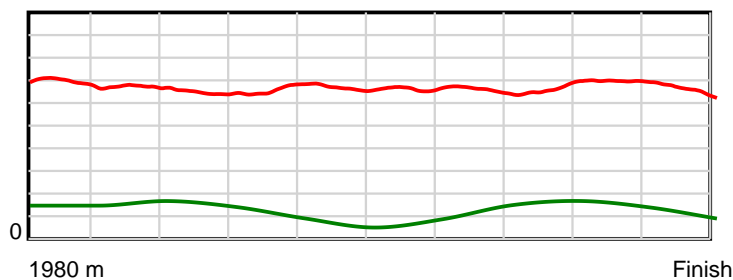
10 m Stride length



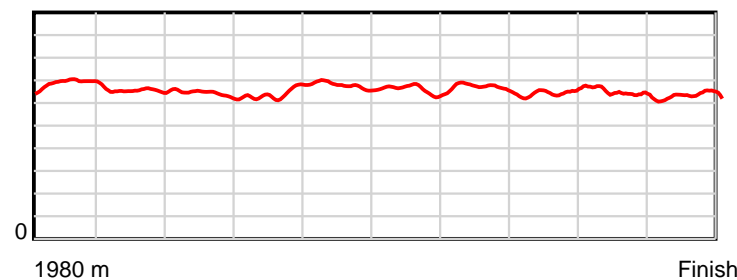
0.6 s Stride duration



20 m/sec Speed



100 % Stride efficiency



Note: Horizontal distance axis grid lines are 200m furlongs.

Disclaimer.

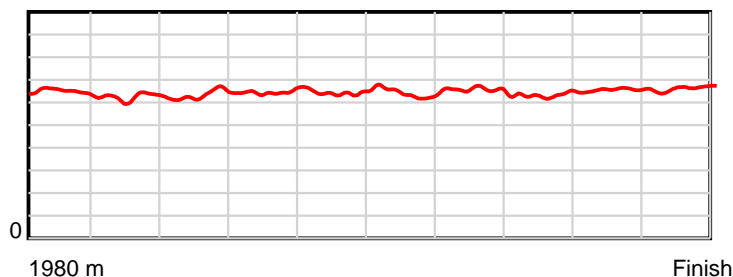
HRNZ and NZMTC and Thoroughbred Ratings Pty Ltd accepts no responsibility for the completeness or accuracy of any of the information contained herein, and makes no representations about its suitability for any particular purpose. Users should make their own judgements about those matters and/or seek independent advice. You assume all risks associated with use of the data provided on this page.

Race Results

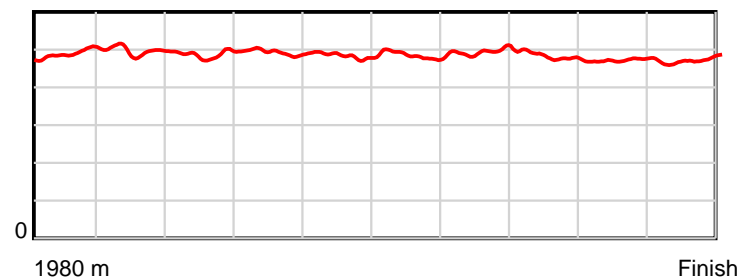
April 20, 2019, Race 9, "MAJESTIC SON" NZ TWO YEAR OLD TROTTING STAKES (MOBILE TROT), Distance 1980m, Addington - Survey 1980m

Result	TAB no.	Horse (Barrier)	1980 to	1800m to	1600m to	1400m to	1200m to	1000m to	800m to	600m to	400m to	200m to	Total or	Margin
7th	8	Musculature Me... (7)	1800m	1600m	1400m	1200m	1000m	800m	600m	400m	200m	WP	Average	
		Position in running (margin)	-	8(4.4)	10(9.0)	10(8.0)	10(8.4)	10(8.2)	9(8.5)	10(7.3)	10(8.3)	8(10.7)		11.00
		Sectional time (s)	13.58	16.31	15.54	15.23	15.23	15.43	15.10	15.42	14.72	14.39		
		Cumulative time (s)	150.95	137.37	121.06	105.52	90.29	75.06	59.63	44.53	29.11	14.39	2:30.95	
		Speed (m/s)	13.25	12.26	12.87	13.13	13.13	12.96	13.25	12.97	13.59	13.90	13.12	
		Stride length (m)	6.51	6.10	6.28	6.47	6.35	6.29	6.55	6.24	6.42	6.57	6.37	
		Stride duration (s)	0.491	0.497	0.488	0.492	0.484	0.485	0.495	0.481	0.472	0.473	0.486	
		Stride efficiency (%)	66.21	58.09	61.63	65.39	63.03	61.86	67.07	60.85	64.40	67.54	63.48	
		Stride count	27.65	32.80	31.85	30.92	31.49	31.79	30.53	32.05	31.15	30.42	310.65	

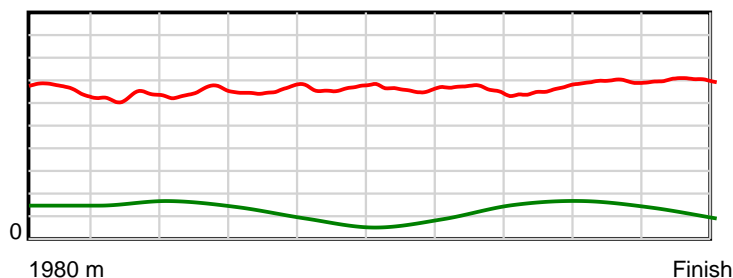
10 m Stride length



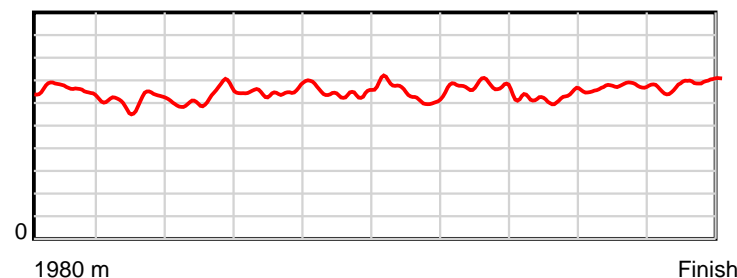
0.6 s Stride duration



20 m/sec Speed



100 % Stride efficiency



Note: Horizontal distance axis grid lines are 200m furlongs.

Disclaimer.

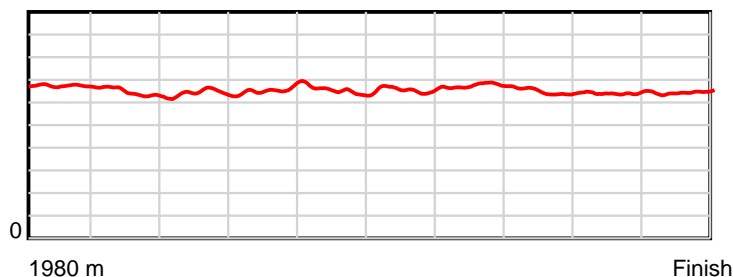
HRNZ and NZMTC and Thoroughbred Ratings Pty Ltd accepts no responsibility for the completeness or accuracy of any of the information contained herein, and makes no representations about its suitability for any particular purpose. Users should make their own judgements about those matters and/or seek independent advice. You assume all risks associated with use of the data provided on this page.

Race Results

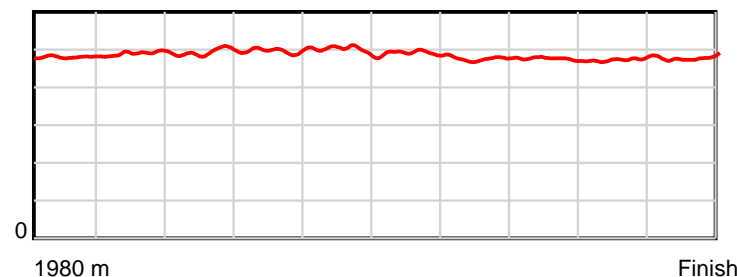
April 20, 2019, Race 9, "MAJESTIC SON" NZ TWO YEAR OLD TROTTING STAKES (MOBILE TROT), Distance 1980m, Addington - Survey 1980m

Result	TAB no.	Horse (Barrier)	1980 to	1800m to	1600m to	1400m to	1200m to	1000m to	800m to	600m to	400m to	200m to	Total or	Margin
8th	5	Chloe Rose (4)	1800m	1600m	1400m	1200m	1000m	800m	600m	400m	200m	WP	Average	
		Position in running (margin)	-	11(11.1)	11(10.4)	11(8.6)	11(9.2)	11(10.5)	11(11.1)	5(4.1)	5(3.2)	7(8.3)		12.80
		Sectional time (s)	14.93	15.42	15.42	15.24	15.48	15.49	14.14	15.10	15.17	14.88		
		Cumulative time (s)	151.27	136.34	120.92	105.50	90.26	74.78	59.29	45.15	30.05	14.88	2:31.27	
		Speed (m/s)	12.06	12.97	12.97	13.12	12.92	12.91	14.14	13.25	13.18	13.44	13.09	
		Stride length (m)	6.72	6.36	6.40	6.51	6.46	6.34	6.72	6.29	6.26	6.43	6.44	
		Stride duration (s)	0.481	0.490	0.493	0.497	0.500	0.492	0.475	0.475	0.475	0.478	0.492	
		Stride efficiency (%)	70.52	63.21	64.00	66.32	65.19	62.90	70.64	61.87	61.22	64.61	64.89	
		Stride count	26.79	31.45	31.25	30.70	30.96	31.52	29.75	31.78	31.95	31.10	307.25	

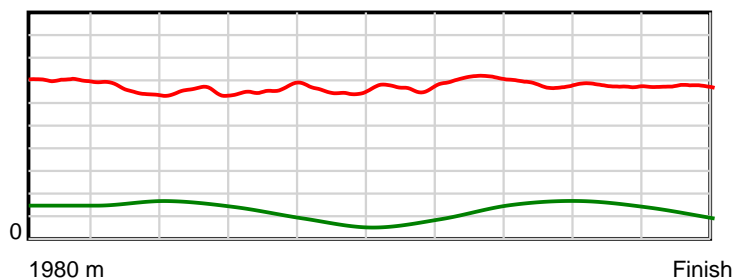
10 m Stride length



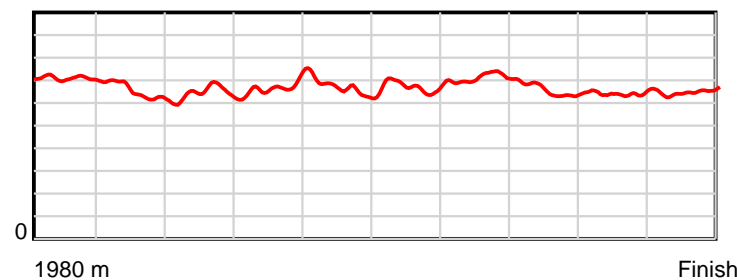
0.6 s Stride duration



20 m/sec Speed



100 % Stride efficiency



Note: Horizontal distance axis grid lines are 200m furlongs.

Disclaimer.

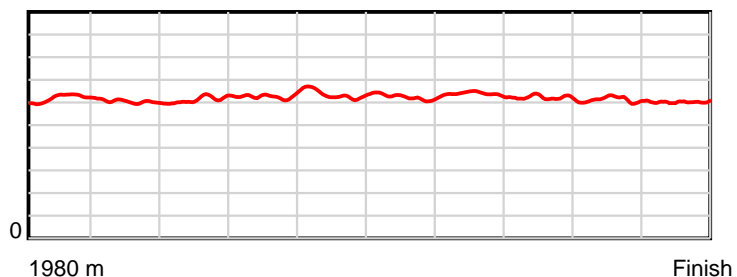
HRNZ and NZMTC and Thoroughbred Ratings Pty Ltd accepts no responsibility for the completeness or accuracy of any of the information contained herein, and makes no representations about its suitability for any particular purpose. Users should make their own judgements about those matters and/or seek independent advice. You assume all risks associated with use of the data provided on this page.

Race Results

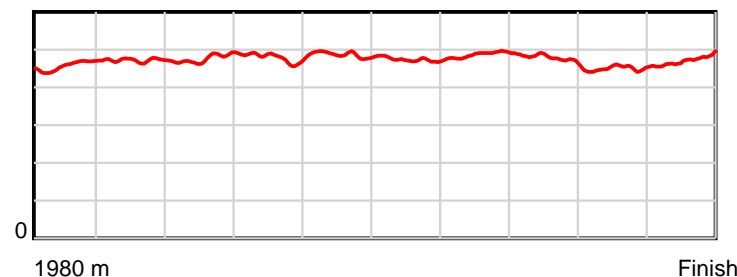
April 20, 2019, Race 9, "MAJESTIC SON" NZ TWO YEAR OLD TROTTING STAKES (MOBILE TROT), Distance 1980m, Addington - Survey 1980m

Result	TAB no.	Horse (Barrier)	1980 to	1800m to	1600m to	1400m to	1200m to	1000m to	800m to	600m to	400m to	200m to	Total or	Margin
9th	13	Rain Mist And ... (11)	1800m	1600m	1400m	1200m	1000m	800m	600m	400m	200m	WP	Average	
		Position in running (margin)	-	10(6.4)	9(7.1)	9(6.2)	9(7.0)	9(8.2)	10(8.7)	11(8.8)	11(9.8)	10(13.5)		22.30
		Sectional time (s)	14.09	15.66	15.56	15.28	15.46	15.47	15.32	15.43	14.92	15.81		
		Cumulative time (s)	153.00	138.91	123.25	107.69	92.41	76.95	61.48	46.16	30.73	15.81	2:33.00	
		Speed (m/s)	12.77	12.77	12.85	13.09	12.94	12.93	13.05	12.96	13.40	12.65	12.94	
		Stride length (m)	6.18	6.02	6.13	6.26	6.30	6.13	6.36	6.17	6.04	6.00	6.16	
		Stride duration (s)	0.458	0.472	0.477	0.479	0.487	0.474	0.487	0.476	0.451	0.474	0.476	
		Stride efficiency (%)	59.73	56.68	58.72	61.30	61.92	58.63	63.18	59.43	56.98	56.26	59.22	
		Stride count	29.11	33.21	32.63	31.93	31.77	32.65	31.45	32.43	33.12	33.33	321.63	

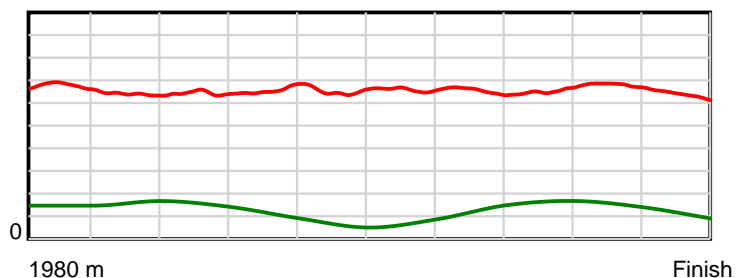
10 m Stride length



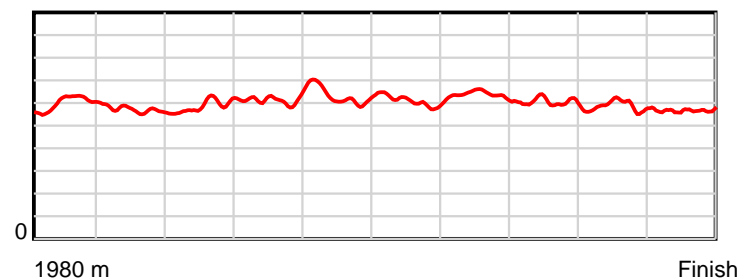
0.6 s Stride duration



20 m/sec Speed



100 % Stride efficiency



Note: Horizontal distance axis grid lines are 200m furlongs.

Disclaimer.

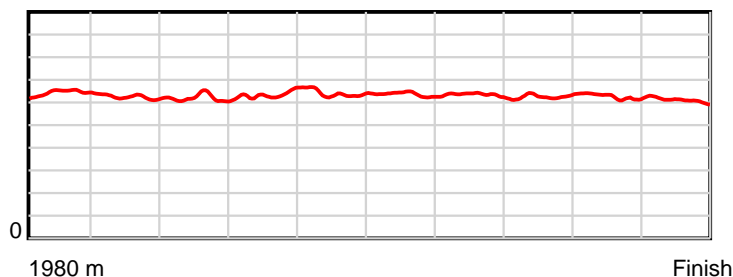
HRNZ and NZMTC and Thoroughbred Ratings Pty Ltd accepts no responsibility for the completeness or accuracy of any of the information contained herein, and makes no representations about its suitability for any particular purpose. Users should make their own judgements about those matters and/or seek independent advice. You assume all risks associated with use of the data provided on this page.

Race Results

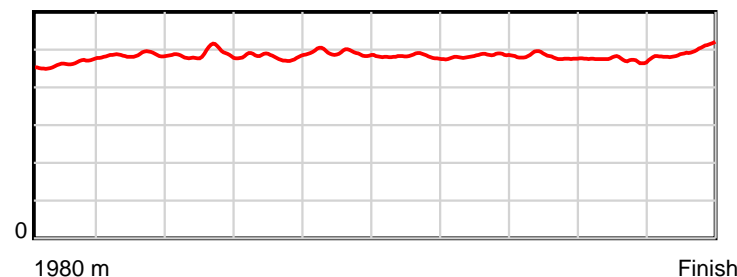
April 20, 2019, Race 9, "MAJESTIC SON" NZ TWO YEAR OLD TROTTING STAKES (MOBILE TROT), Distance 1980m, Addington - Survey 1980m

Result	TAB no.	Horse (Barrier)	1980 to	1800m to	1600m to	1400m to	1200m to	1000m to	800m to	600m to	400m to	200m to	Total or	Margin
10th	10	Fighting Fire (8)	1800m	1600m	1400m	1200m	1000m	800m	600m	400m	200m	WP	Average	
		Position in running (margin)	-	5(3.1)	5(4.2)	7(4.3)	7(5.1)	8(6.7)	7(6.0)	9(6.6)	9(7.4)	9(13.3)		25.60
		Sectional time (s)	13.51	15.73	15.73	15.27	15.53	15.28	15.38	15.40	15.28	16.47		
		Cumulative time (s)	153.58	140.07	124.34	108.61	93.34	77.81	62.53	47.15	31.75	16.47	2:33.58	
		Speed (m/s)	13.32	12.71	12.71	13.10	12.88	13.09	13.00	12.99	13.09	12.14	12.89	
		Stride length (m)	6.42	6.18	6.22	6.30	6.34	6.30	6.29	6.24	6.19	6.04	6.25	
		Stride duration (s)	0.464	0.486	0.489	0.481	0.492	0.482	0.484	0.481	0.473	0.498	0.485	
		Stride efficiency (%)	64.47	59.65	60.40	62.04	62.73	62.05	61.90	60.92	59.95	57.08	61.04	
		Stride count	28.02	32.37	32.17	31.74	31.57	31.74	31.78	32.03	32.29	33.09	316.80	

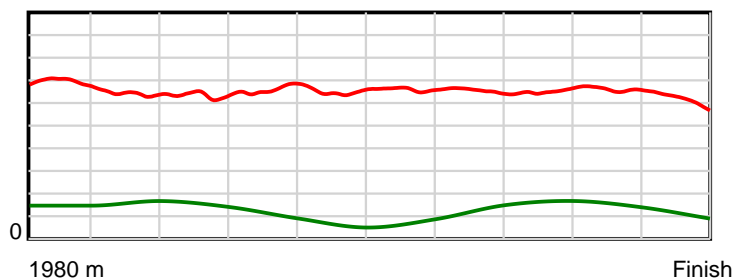
10 m Stride length



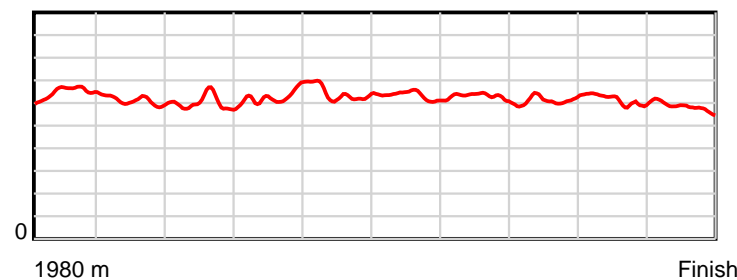
0.6 s Stride duration



20 m/sec Speed



100 % Stride efficiency



Note: Horizontal distance axis grid lines are 200m furlongs.

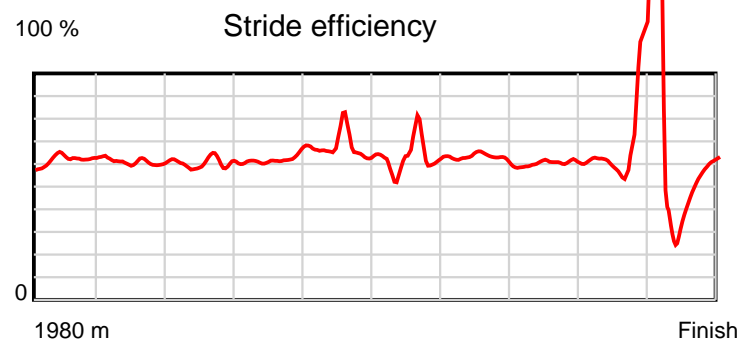
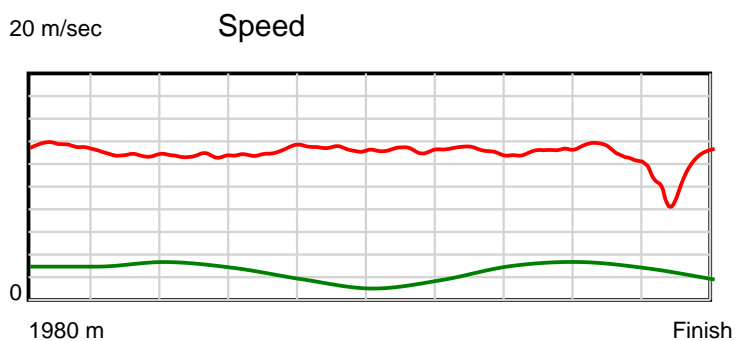
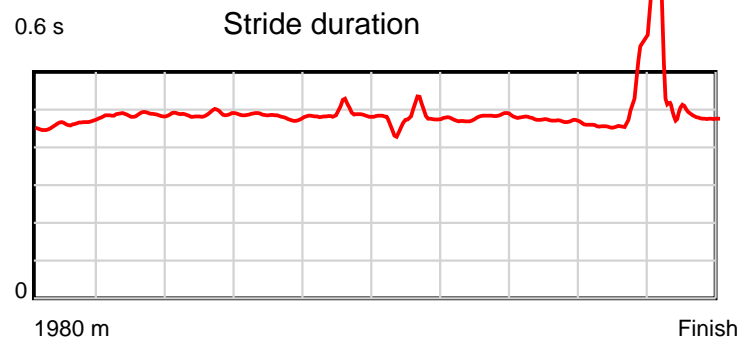
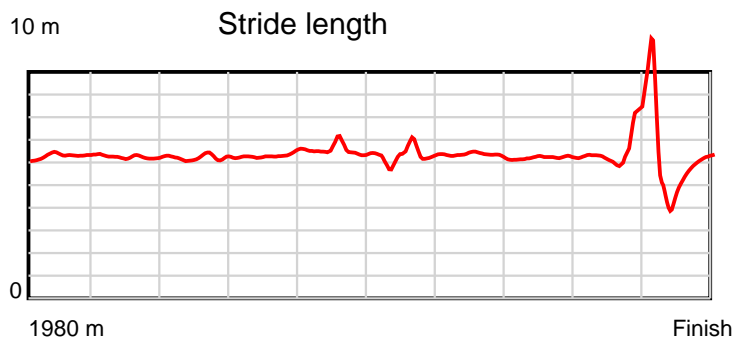
Disclaimer.

HRNZ and NZMTC and Thoroughbred Ratings Pty Ltd accepts no responsibility for the completeness or accuracy of any of the information contained herein, and makes no representations about its suitability for any particular purpose. Users should make their own judgements about those matters and/or seek independent advice. You assume all risks associated with use of the data provided on this page.

Race Results

April 20, 2019, Race 9, "MAJESTIC SON" NZ TWO YEAR OLD TROTTING STAKES (MOBILE TROT), Distance 1980m, Addington - Survey 1980m

Result	TAB no.	Horse (Barrier)	1980 to	1800m to	1600m to	1400m to	1200m to	1000m to	800m to	600m to	400m to	200m to	Total or	Margin
11th	4	Midnight Dash (3)	1800m	1600m	1400m	1200m	1000m	800m	600m	400m	200m	WP	Average	
		Position in running (margin)	-	4(2.6)	6(4.3)	8(5.4)	8(6.0)	7(6.0)	8(6.8)	8(6.2)	8(6.7)	11(15.2)		36.50
		Sectional time (s)	13.49	15.82	15.89	15.24	15.28	15.51	15.20	15.35	15.73	18.03		
		Cumulative time (s)	155.54	142.05	126.23	110.34	95.10	79.82	64.31	49.11	33.76	18.03	2:35.54	
		Speed (m/s)	13.34	12.64	12.59	13.12	13.09	12.89	13.16	13.03	12.71	11.09	12.73	
		Stride length (m)	6.31	6.15	6.15	6.33	6.37	6.11	6.30	6.15	6.76	5.44	6.19	
		Stride duration (s)	0.462	0.486	0.488	0.482	0.486	0.474	0.479	0.472	0.532	0.490	0.486	
		Stride efficiency (%)	62.14	59.03	59.05	62.57	63.35	58.25	62.06	59.03	71.42	46.27	59.83	
		Stride count	28.54	32.54	32.53	31.61	31.41	32.76	31.74	32.54	29.58	36.75	320.00	



Note: Horizontal distance axis grid lines are 200m furlongs.

Disclaimer.

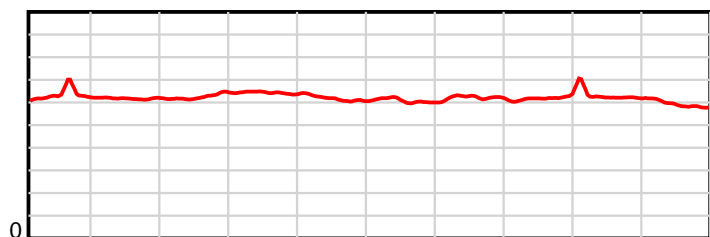
HRNZ and NZMTC and Thoroughbred Ratings Pty Ltd accepts no responsibility for the completeness or accuracy of any of the information contained herein, and makes no representations about its suitability for any particular purpose. Users should make their own judgements about those matters and/or seek independent advice. You assume all risks associated with use of the data provided on this page.

Race Results

April 20, 2019, Race 9, "MAJESTIC SON" NZ TWO YEAR OLD TROTTING STAKES (MOBILE TROT), Distance 1980m, Addington - Survey 1980m

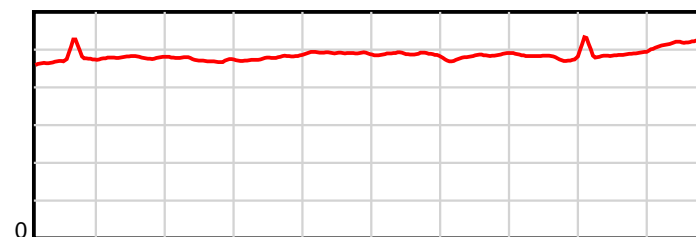
Result	TAB no.	Horse (Barrier)	1980 to	1800m to	1600m to	1400m to	1200m to	1000m to	800m to	600m to	400m to	200m to	Total or	Margin
12th	12	Chinski (10)	1800m	1600m	1400m	1200m	1000m	800m	600m	400m	200m	WP	Average	
		Position in running (margin)	-	12(20.6)	12(20.5)	12(16.6)	12(15.7)	12(19.9)	12(24.8)	12(27.1)	12(29.0)	12(36.5)		53.60
		Sectional time (s)	16.51	15.53	15.06	15.00	15.98	16.19	15.68	15.59	15.56	17.52		
		Cumulative time (s)	158.62	142.11	126.58	111.52	96.52	80.54	64.35	48.67	33.08	17.52	2:38.62	
		Speed (m/s)	10.90	12.88	13.28	13.33	12.52	12.35	12.76	12.83	12.85	11.42	12.48	
		Stride length (m)	6.31	6.18	6.28	6.38	6.14	6.03	6.15	6.17	6.29	5.94	6.18	
		Stride duration (s)	0.476	0.480	0.473	0.479	0.491	0.488	0.483	0.481	0.490	0.521	0.495	
		Stride efficiency (%)	62.16	59.61	61.67	63.68	59.00	56.79	59.18	59.42	61.91	55.22	59.77	
		Stride count	28.54	32.38	31.84	31.33	32.55	33.18	32.50	32.43	31.77	33.64	320.16	

10 m Stride length



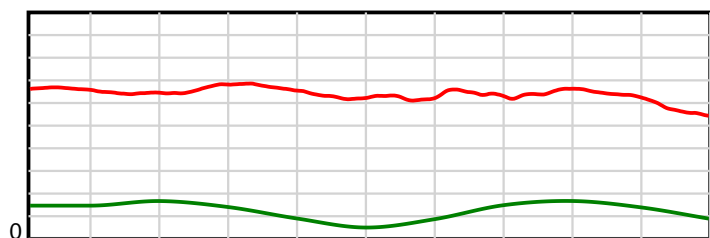
1980 m Finish

0.6 s Stride duration



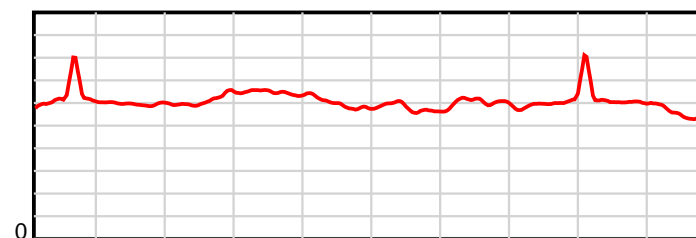
1980 m Finish

20 m/sec Speed



1980 m Finish

100 % Stride efficiency



1980 m Finish

Note: Horizontal distance axis grid lines are 200m furlongs.

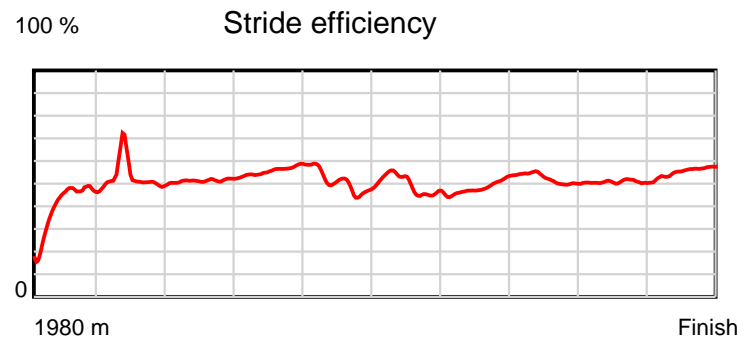
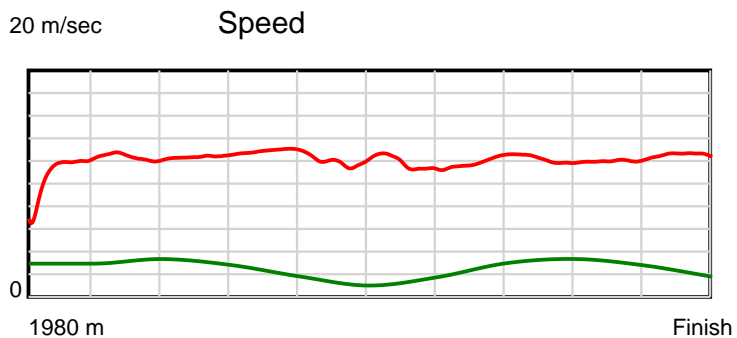
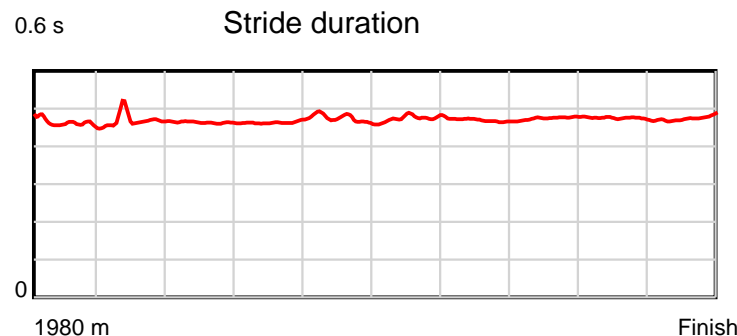
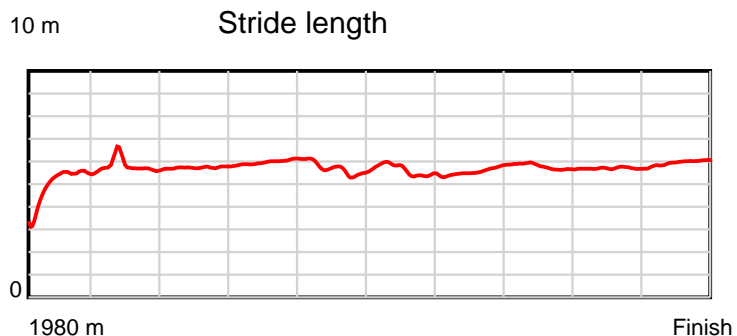
Disclaimer.

HRNZ and NZMTC and Thoroughbred Ratings Pty Ltd accepts no responsibility for the completeness or accuracy of any of the information contained herein, and makes no representations about its suitability for any particular purpose. Users should make their own judgements about those matters and/or seek independent advice. You assume all risks associated with use of the data provided on this page.

Race Results

April 20, 2019, Race 9, "MAJESTIC SON" NZ TWO YEAR OLD TROTTING STAKES (MOBILE TROT), Distance 1980m, Addington - Survey 1980m

Result	TAB no.	Horse (Barrier)	1980 to	1800m to	1600m to	1400m to	1200m to	1000m to	800m to	600m to	400m to	200m to	Total or	Margin
13th	3	Dolly P (2)	1800m	1600m	1400m	1200m	1000m	800m	600m	400m	200m	WP	Average	
		Position in running (margin)	-	13(88.2)	13(93.3)	13(96.0)	13(98.1)	13(107.8)	13(118.9)	13(128.0)	13(136.6)	13(151.9)		150.50
		Sectional time (s)	27.85	16.39	16.16	15.49	16.88	17.23	16.82	16.69	16.86	15.69		
		Cumulative time (s)	176.06	148.21	131.82	115.66	100.17	83.29	66.06	49.24	32.55	15.69	2:56.06	
		Speed (m/s)	6.46	12.20	12.38	12.91	11.85	11.61	11.89	11.98	11.86	12.75	11.25	
		Stride length (m)	5.09	5.71	5.74	5.98	5.61	5.52	5.58	5.69	5.63	6.07	5.66	
		Stride duration (s)	0.463	0.468	0.463	0.464	0.474	0.475	0.469	0.475	0.474	0.476	0.503	
		Stride efficiency (%)	40.55	50.90	51.42	55.96	49.21	47.55	48.61	50.61	49.48	57.53	49.99	
		Stride count	35.34	35.04	34.87	33.42	35.64	36.26	35.86	35.14	35.54	32.96	350.07	



Note: Horizontal distance axis grid lines are 200m furlongs.

Disclaimer.

HRNZ and NZMTC and Thoroughbred Ratings Pty Ltd accepts no responsibility for the completeness or accuracy of any of the information contained herein, and makes no representations about its suitability for any particular purpose. Users should make their own judgements about those matters and/or seek independent advice. You assume all risks associated with use of the data provided on this page.