



Race Results

NZ Metropolitan Trotting Club Inc, HRNZ, May 03, 2019

Compilation date: May 3, 2019, 6:19:10 PM (NZST)

Copyright © 2019 HRNZ and NZMTC. All rights reserved.

Trademarks.

StrideMASTER is a registered trademark of Thoroughbred Ratings Pty Ltd.

Disclaimer.

HRNZ and NZMTC and Thoroughbred Ratings Pty Ltd accepts no responsibility for the completeness or accuracy of any of the information contained herein, and makes no representations about its suitability for any particular purpose. Users should make their own judgements about those matters and/or seek independent advice. You assume all risks associated with use of the data provided on this page.



Race Results



May 03, 2019, Race 6, STORER MOTORS MOBILE PACE, Distance 2600m, Addington - Survey 3200m

Result	TAB no.	Horse (Barrier)	2600 to	2400m to
1st	9	Only Me (8)	2400m	2200m
		Position in running (margin)	-	11(9.6)
		Sectional time (s)	14.94	15.86
		Cumulative time (s)	194.60	179.66
		Speed (m/s)	13.39	12.61
		Stride length (m)	6.00	5.70
		Stride duration (s)	0.447	0.452
		Stride efficiency (%)	56.23	50.69
		Stride count	33.34	35.11

Disclaimer.

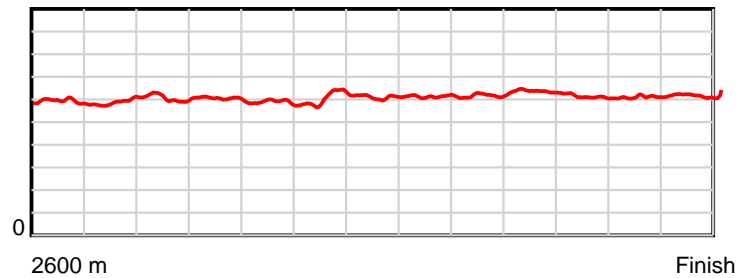
HRNZ and NZMTC and Thoroughbred Ratings Pty Ltd accepts no responsibility for the completeness or accuracy of any of the information contained herein, and makes no representations about its suitability for any particular purpose. Users should make their own judgements about those matters and/or seek independent advice. You assume all risks associated with use of the data provided on this page.

Race Results

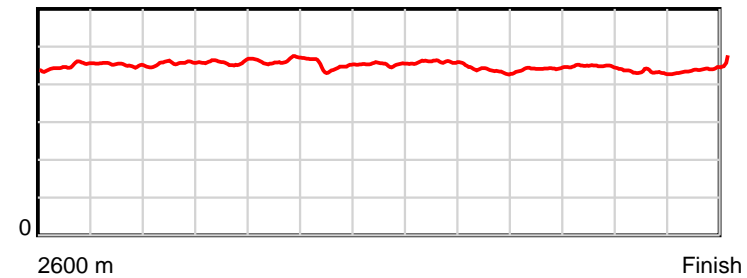
May 03, 2019, Race 6, STORER MOTORS MOBILE PACE, Distance 2600m, Addington - Survey 3200m

Result	TAB no.	Horse (Barrier)	2200m to	2000m to	1800m to	1600m to	1400m to	1200m to	1000m to	800m to	600m to	400m to	200m to	Total or	Margin
1st	9	Only Me (8)	2000m	1800m	1600m	1400m	1200m	1000m	800m	600m	400m	200m	WP	Average	
		Position in running (margin)	12(20.2)	12(20.5)	12(17.8)	12(15.4)	11(9.1)	5(2.5)	4(1.9)	1(0.0)	1(0.0)	2(0.7)	2(0.4)		0.00
		Sectional time (s)	15.29	15.17	15.97	15.19	14.88	15.49	14.47	13.91	14.80	14.31	14.32		
		Cumulative time (s)	163.80	148.51	133.34	117.37	102.18	87.30	71.81	57.34	43.43	28.63	14.32	3:14.60	
		Speed (m/s)	13.08	13.18	12.52	13.17	13.44	12.91	13.82	14.38	13.51	13.98	13.97	13.36	
		Stride length (m)	5.96	6.05	5.79	5.92	6.10	5.92	6.02	6.36	6.04	6.03	6.23	6.00	
		Stride duration (s)	0.456	0.459	0.463	0.450	0.454	0.459	0.436	0.442	0.447	0.432	0.446	0.449	
		Stride efficiency (%)	55.56	57.10	52.47	54.79	58.13	54.84	56.72	63.13	56.97	56.87	60.56	56.35	
		Stride count	33.54	33.08	34.51	33.78	32.79	33.76	33.20	31.47	33.12	33.15	32.13	432.98	

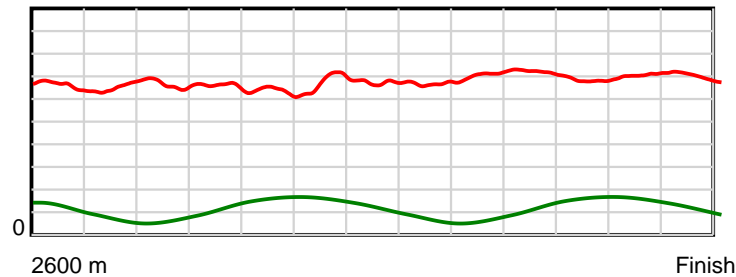
10 m Stride length



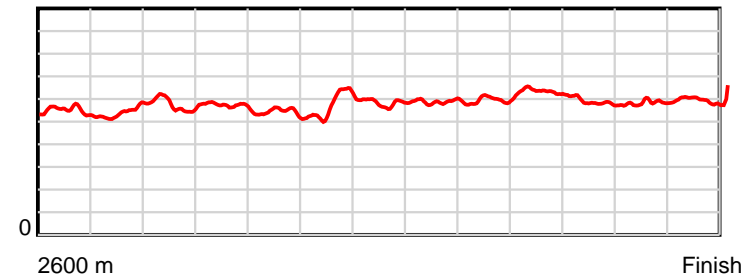
0.6 s Stride duration



20 m/sec Speed



100 % Stride efficiency



Note: Horizontal distance axis grid lines are 200m furlongs.

Disclaimer.

HRNZ and NZMTC and Thoroughbred Ratings Pty Ltd accepts no responsibility for the completeness or accuracy of any of the information contained herein, and makes no representations about its suitability for any particular purpose. Users should make their own judgements about those matters and/or seek independent advice. You assume all risks associated with use of the data provided on this page.



Race Results



May 03, 2019, Race 6, STORER MOTORS MOBILE PACE, Distance 2600m, Addington - Survey 3200m

Result	TAB no.	Horse (Barrier)	2600 to	2400m to
2nd	6	Millwood Bonni... (5)	2400m	2200m
		Position in running (margin)	-	1(0.0)
		Sectional time (s)	13.41	14.32
		Cumulative time (s)	194.68	181.27
		Speed (m/s)	14.91	13.97
		Stride length (m)	6.18	6.04
		Stride duration (s)	0.412	0.432
		Stride efficiency (%)	59.64	56.98
		Stride count	32.37	33.12

Disclaimer.

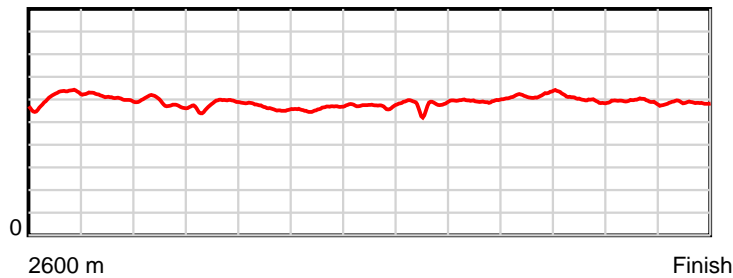
HRNZ and NZMTC and Thoroughbred Ratings Pty Ltd accepts no responsibility for the completeness or accuracy of any of the information contained herein, and makes no representations about its suitability for any particular purpose. Users should make their own judgements about those matters and/or seek independent advice. You assume all risks associated with use of the data provided on this page.

Race Results

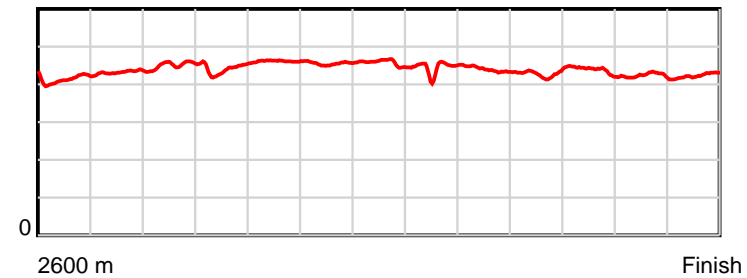
May 03, 2019, Race 6, STORER MOTORS MOBILE PACE, Distance 2600m, Addington - Survey 3200m

Result	TAB no.	Horse (Barrier)	2200m to	2000m to	1800m to	1600m to	1400m to	1200m to	1000m to	800m to	600m to	400m to	200m to	Total or	Margin
2nd	6	Millwood Bonni... (5)	2000m	1800m	1600m	1400m	1200m	1000m	800m	600m	400m	200m	WP	Average	
		Position in running (margin)	2(1.4)	2(2.5)	1(0.0)	1(0.0)	1(0.0)	1(0.0)	1(0.0)	2(0.4)	2(0.2)	1(0.0)	1(0.0)		0.50
		Sectional time (s)	15.43	15.21	16.38	16.24	15.98	15.58	14.86	13.87	14.66	14.37	14.37		
		Cumulative time (s)	166.95	151.52	136.31	119.93	103.69	87.71	72.13	57.27	43.40	28.74	14.37	3:14.68	
		Speed (m/s)	12.96	13.15	12.21	12.32	12.52	12.84	13.46	14.42	13.64	13.92	13.92	13.36	
		Stride length (m)	5.85	5.81	5.63	5.60	5.72	5.71	5.90	6.18	5.96	5.88	5.91	5.87	
		Stride duration (s)	0.451	0.442	0.461	0.455	0.457	0.445	0.439	0.429	0.437	0.423	0.424	0.440	
		Stride efficiency (%)	53.48	52.69	49.56	49.09	51.18	50.93	54.47	59.65	55.55	54.08	54.49	53.84	
		Stride count	34.19	34.44	35.51	35.68	34.95	35.03	33.87	32.37	33.54	34.00	33.87	442.94	

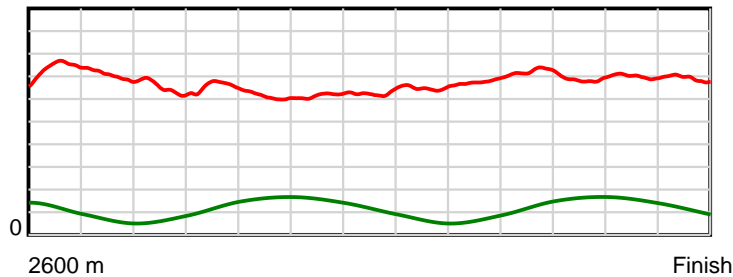
10 m Stride length



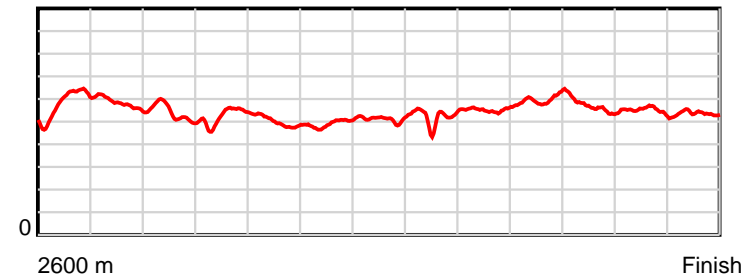
0.6 s Stride duration



20 m/sec Speed



100 % Stride efficiency



Note: Horizontal distance axis grid lines are 200m furlongs.

Disclaimer.

HRNZ and NZMTC and Thoroughbred Ratings Pty Ltd accepts no responsibility for the completeness or accuracy of any of the information contained herein, and makes no representations about its suitability for any particular purpose. Users should make their own judgements about those matters and/or seek independent advice. You assume all risks associated with use of the data provided on this page.



Race Results



May 03, 2019, Race 6, STORER MOTORS MOBILE PACE, Distance 2600m, Addington - Survey 3200m

Result	TAB no.	Horse (Barrier)	2600 to	2400m to
3rd	2	Lottie Moon (1)	2400m	2200m
		Position in running (margin)	-	4(2.3)
		Sectional time (s)	13.78	14.39
		Cumulative time (s)	195.05	181.27
		Speed (m/s)	14.51	13.90
		Stride length (m)	6.39	6.42
		Stride duration (s)	0.435	0.462
		Stride efficiency (%)	63.71	64.48
		Stride count	31.32	31.14

Disclaimer.

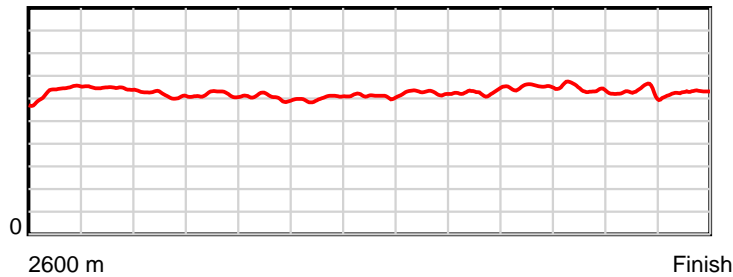
HRNZ and NZMTC and Thoroughbred Ratings Pty Ltd accepts no responsibility for the completeness or accuracy of any of the information contained herein, and makes no representations about its suitability for any particular purpose. Users should make their own judgements about those matters and/or seek independent advice. You assume all risks associated with use of the data provided on this page.

Race Results

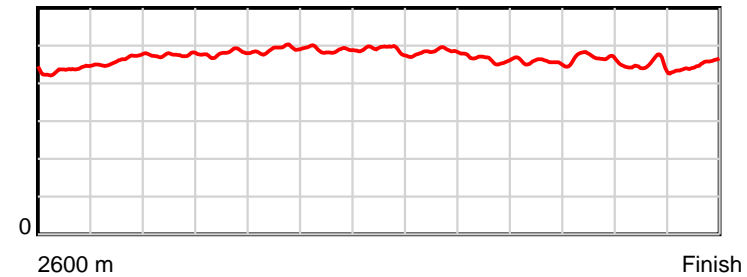
May 03, 2019, Race 6, STORER MOTORS MOBILE PACE, Distance 2600m, Addington - Survey 3200m

Result	TAB no.	Horse (Barrier)	2200m to	2000m to	1800m to	1600m to	1400m to	1200m to	1000m to	800m to	600m to	400m to	200m to	Total or	Margin
3rd	2	Lottie Moon (1)	2000m	1800m	1600m	1400m	1200m	1000m	800m	600m	400m	200m	WP	Average	
		Position in running (margin)	3(4.1)	3(5.4)	3(4.9)	4(3.6)	4(4.1)	7(3.9)	8(3.7)	7(3.8)	7(4.6)	6(3.6)	5(3.3)		2.50
		Sectional time (s)	15.47	15.52	16.17	16.32	15.95	15.54	14.81	14.03	14.53	14.32	14.22		
		Cumulative time (s)	166.88	151.41	135.89	119.72	103.40	87.45	71.91	57.10	43.07	28.54	14.22	3:15.05	
		Speed (m/s)	12.93	12.89	12.37	12.25	12.54	12.87	13.50	14.26	13.76	13.97	14.06	13.33	
		Stride length (m)	6.14	6.18	6.06	5.99	6.14	6.22	6.27	6.52	6.45	6.26	6.31	6.25	
		Stride duration (s)	0.475	0.480	0.490	0.489	0.490	0.483	0.464	0.457	0.469	0.448	0.449	0.469	
		Stride efficiency (%)	58.92	59.74	57.47	56.14	59.00	60.48	61.39	66.33	65.01	61.25	62.19	61.13	
		Stride count	32.57	32.35	32.98	33.37	32.55	32.15	31.91	30.70	31.01	31.95	31.70	415.70	

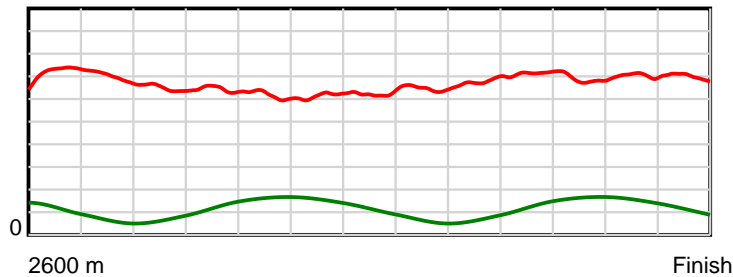
10 m Stride length



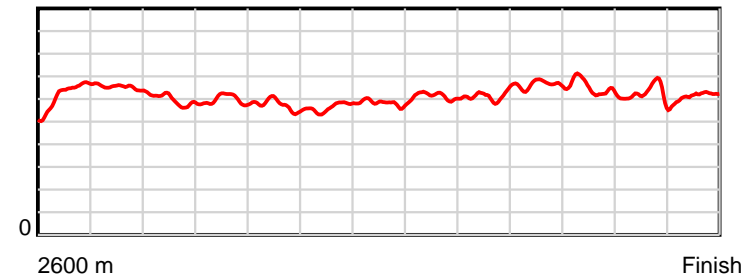
0.6 s Stride duration



20 m/sec Speed



100 % Stride efficiency



Note: Horizontal distance axis grid lines are 200m furlongs.

Disclaimer.

HRNZ and NZMTC and Thoroughbred Ratings Pty Ltd accepts no responsibility for the completeness or accuracy of any of the information contained herein, and makes no representations about its suitability for any particular purpose. Users should make their own judgements about those matters and/or seek independent advice. You assume all risks associated with use of the data provided on this page.



Race Results



May 03, 2019, Race 6, STORER MOTORS MOBILE PACE, Distance 2600m, Addington - Survey 3200m

Result	TAB no.	Horse (Barrier)	2600 to	2400m to
4th	7	Koromiko Eyre (6)	2400m	2200m
		Position in running (margin)	-	9(8.2)
		Sectional time (s)	14.55	15.15
		Cumulative time (s)	195.37	180.82
		Speed (m/s)	13.74	13.20
		Stride length (m)	6.36	6.14
		Stride duration (s)	0.465	0.465
		Stride efficiency (%)	63.16	58.95
		Stride count	31.46	32.56

Disclaimer.

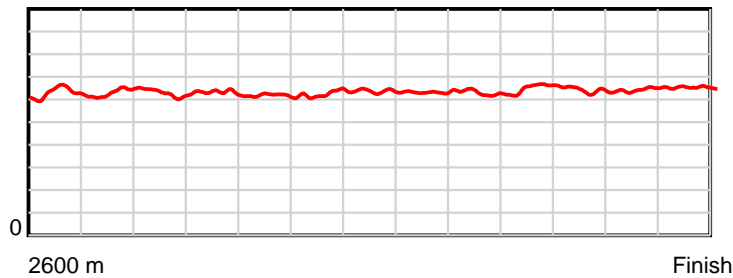
HRNZ and NZMTC and Thoroughbred Ratings Pty Ltd accepts no responsibility for the completeness or accuracy of any of the information contained herein, and makes no representations about its suitability for any particular purpose. Users should make their own judgements about those matters and/or seek independent advice. You assume all risks associated with use of the data provided on this page.

Race Results

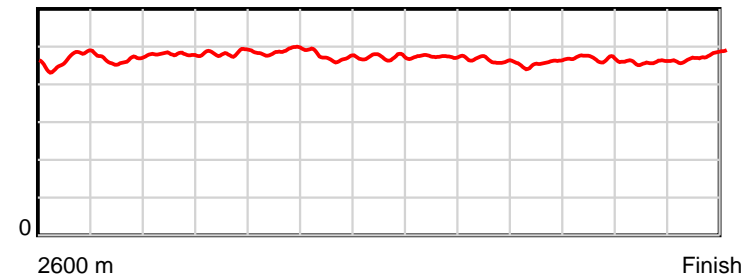
May 03, 2019, Race 6, STORER MOTORS MOBILE PACE, Distance 2600m, Addington - Survey 3200m

Result	TAB no.	Horse (Barrier)	2200m to	2000m to	1800m to	1600m to	1400m to	1200m to	1000m to	800m to	600m to	400m to	200m to	Total or	Margin
4th	7	Koromiko Eyre (6)	2000m	1800m	1600m	1400m	1200m	1000m	800m	600m	400m	200m	WP	Average	
		Position in running (margin)	9(14.6)	9(15.7)	10(13.6)	10(11.8)	8(7.4)	3(0.8)	2(0.1)	3(1.1)	4(2.0)	5(2.8)	4(3.2)		4.30
		Sectional time (s)	15.43	15.27	16.07	15.52	14.87	15.45	14.96	14.07	14.81	14.45	14.77		
		Cumulative time (s)	165.67	150.24	134.97	118.90	103.38	88.51	73.06	58.10	44.03	29.22	14.77	3:15.37	
		Speed (m/s)	12.96	13.10	12.45	12.89	13.45	12.94	13.37	14.21	13.50	13.84	13.54	13.31	
		Stride length (m)	6.21	6.34	6.07	6.09	6.35	6.14	6.19	6.49	6.32	6.35	6.45	6.27	
		Stride duration (s)	0.480	0.484	0.488	0.473	0.472	0.474	0.463	0.457	0.468	0.459	0.477	0.471	
		Stride efficiency (%)	60.36	62.82	57.54	58.04	63.00	58.82	59.86	65.84	62.41	63.10	65.05	61.38	
		Stride count	32.18	31.54	32.96	32.82	31.50	32.60	32.31	30.81	31.65	31.47	31.00	414.86	

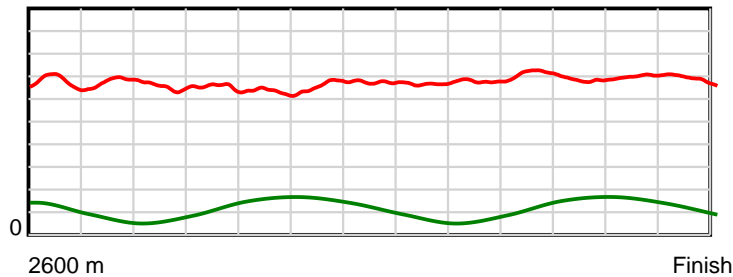
10 m Stride length



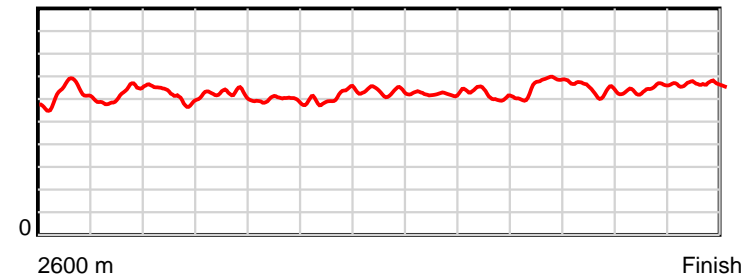
0.6 s Stride duration



20 m/sec Speed



100 % Stride efficiency



Note: Horizontal distance axis grid lines are 200m furlongs.

Disclaimer.

HRNZ and NZMTC and Thoroughbred Ratings Pty Ltd accepts no responsibility for the completeness or accuracy of any of the information contained herein, and makes no representations about its suitability for any particular purpose. Users should make their own judgements about those matters and/or seek independent advice. You assume all risks associated with use of the data provided on this page.



Race Results



May 03, 2019, Race 6, STORER MOTORS MOBILE PACE, Distance 2600m, Addington - Survey 3200m

Result	TAB no.	Horse (Barrier)	2600 to	2400m to
5th	15	Tyron's Che Be... (13)	2400m	2200m
		Position in running (margin)	-	14(14.0)
		Sectional time (s)	15.58	15.97
		Cumulative time (s)	195.44	179.86
		Speed (m/s)	12.84	12.52
		Stride length (m)	6.10	5.77
		Stride duration (s)	0.464	0.461
		Stride efficiency (%)	58.08	52.07
		Stride count	32.80	34.65

Disclaimer.

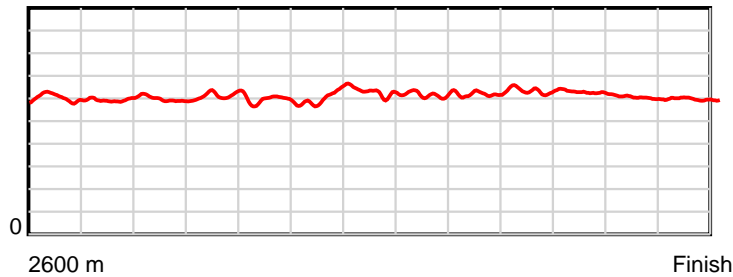
HRNZ and NZMTC and Thoroughbred Ratings Pty Ltd accepts no responsibility for the completeness or accuracy of any of the information contained herein, and makes no representations about its suitability for any particular purpose. Users should make their own judgements about those matters and/or seek independent advice. You assume all risks associated with use of the data provided on this page.

Race Results

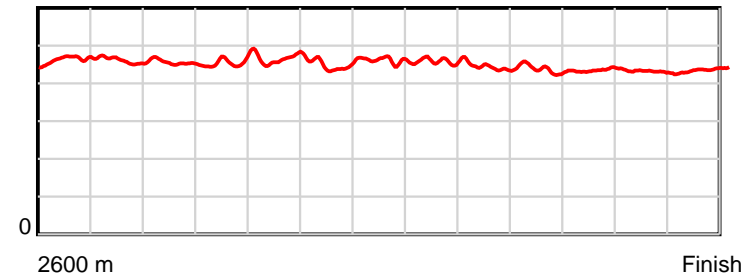
May 03, 2019, Race 6, STORER MOTORS MOBILE PACE, Distance 2600m, Addington - Survey 3200m

Result	TAB no.	Horse (Barrier)	2200m to	2000m to	1800m to	1600m to	1400m to	1200m to	1000m to	800m to	600m to	400m to	200m to	Total or	Margin
5th	15	Tyron's Che Be... (13)	2000m	1800m	1600m	1400m	1200m	1000m	800m	600m	400m	200m	WP	Average	
		Position in running (margin)	14(25.3)	14(26.4)	14(22.0)	14(19.5)	14(13.1)	11(6.5)	10(5.4)	8(4.6)	6(4.2)	3(1.8)	6(3.7)		4.70
		Sectional time (s)	15.43	14.89	15.95	15.18	14.89	15.38	14.66	13.85	14.28	14.70	14.68		
		Cumulative time (s)	163.89	148.46	133.57	117.62	102.44	87.55	72.17	57.51	43.66	29.38	14.68	3:15.44	
		Speed (m/s)	12.96	13.43	12.54	13.18	13.43	13.00	13.64	14.44	14.01	13.61	13.62	13.30	
		Stride length (m)	5.91	6.14	5.85	5.93	6.19	5.98	6.02	6.31	6.10	5.86	5.95	6.00	
		Stride duration (s)	0.456	0.457	0.466	0.450	0.461	0.460	0.441	0.437	0.435	0.430	0.437	0.451	
		Stride efficiency (%)	54.54	58.87	53.39	54.87	59.81	55.89	56.66	62.24	58.08	53.59	55.29	56.31	
		Stride count	33.85	32.59	34.22	33.75	32.33	33.44	33.21	31.69	32.81	34.15	33.62	433.11	

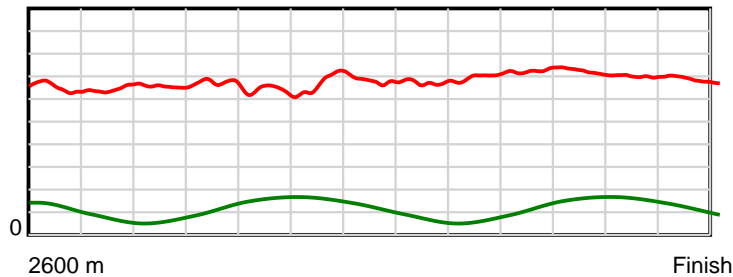
10 m Stride length



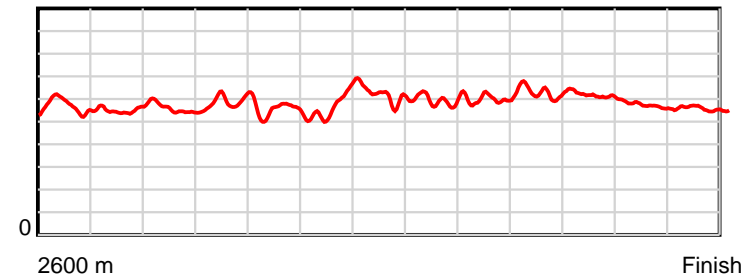
0.6 s Stride duration



20 m/sec Speed



100 % Stride efficiency



Note: Horizontal distance axis grid lines are 200m furlongs.

Disclaimer.

HRNZ and NZMTC and Thoroughbred Ratings Pty Ltd accepts no responsibility for the completeness or accuracy of any of the information contained herein, and makes no representations about its suitability for any particular purpose. Users should make their own judgements about those matters and/or seek independent advice. You assume all risks associated with use of the data provided on this page.



Race Results



May 03, 2019, Race 6, STORER MOTORS MOBILE PACE, Distance 2600m, Addington - Survey 3200m

Result	TAB no.	Horse (Barrier)	2600 to	2400m to
6th	8	Vulcan Star(AU... (7)	2400m	2200m
		Position in running (margin)	-	2(0.4)
		Sectional time (s)	13.28	14.03
		Cumulative time (s)	195.64	182.36
		Speed (m/s)	15.06	14.26
		Stride length (m)	6.34	6.22
		Stride duration (s)	0.423	0.436
		Stride efficiency (%)	62.88	60.39
		Stride count	31.53	32.17

Disclaimer.

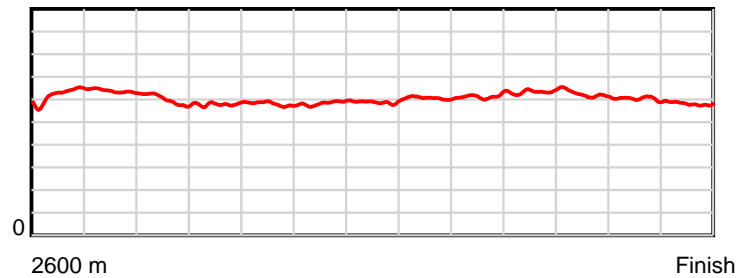
HRNZ and NZMTC and Thoroughbred Ratings Pty Ltd accepts no responsibility for the completeness or accuracy of any of the information contained herein, and makes no representations about its suitability for any particular purpose. Users should make their own judgements about those matters and/or seek independent advice. You assume all risks associated with use of the data provided on this page.

Race Results

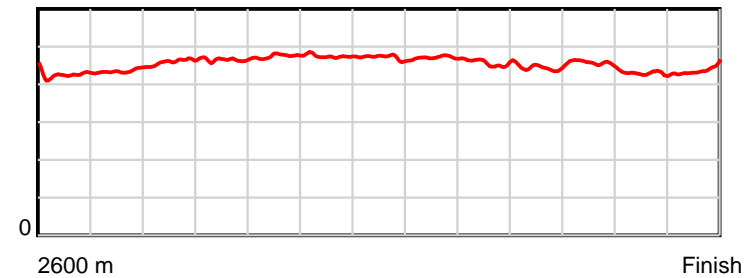
May 03, 2019, Race 6, STORER MOTORS MOBILE PACE, Distance 2600m, Addington - Survey 3200m

Result	TAB no.	Horse (Barrier)	2200m to	2000m to	1800m to	1600m to	1400m to	1200m to	1000m to	800m to	600m to	400m to	200m to	Total or	Margin
6th	8	Vulcan Star(AU... (7)	2000m	1800m	1600m	1400m	1200m	1000m	800m	600m	400m	200m	WP	Average	
		Position in running (margin)	1(0.0)	1(0.0)	2(2.0)	2(1.6)	3(2.5)	4(2.3)	5(2.4)	4(1.9)	3(2.0)	4(2.1)	3(1.8)		5.80
		Sectional time (s)	15.25	15.95	16.31	16.40	15.95	15.58	14.71	13.93	14.70	14.32	15.23		
		Cumulative time (s)	168.33	153.08	137.13	120.82	104.42	88.47	72.89	58.18	44.25	29.55	15.23	3:15.64	
		Speed (m/s)	13.11	12.54	12.26	12.20	12.54	12.84	13.60	14.36	13.61	13.97	13.13	13.29	
		Stride length (m)	6.04	5.83	5.82	5.79	5.91	6.04	6.22	6.38	6.21	5.99	5.77	6.04	
		Stride duration (s)	0.461	0.465	0.475	0.475	0.471	0.471	0.457	0.444	0.456	0.429	0.440	0.454	
		Stride efficiency (%)	57.06	53.13	52.91	52.44	54.55	57.05	60.43	63.53	60.20	56.08	52.10	56.94	
		Stride count	33.10	34.30	34.37	34.53	33.85	33.10	32.16	31.37	32.22	33.39	34.64	430.73	

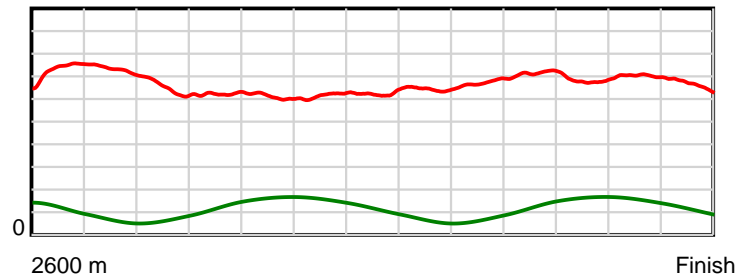
10 m Stride length



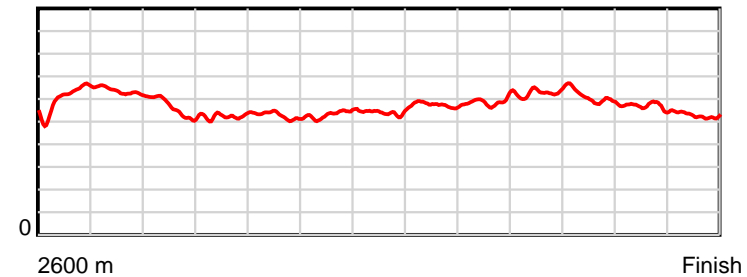
0.6 s Stride duration



20 m/sec Speed



100 % Stride efficiency



Note: Horizontal distance axis grid lines are 200m furlongs.

Disclaimer.

HRNZ and NZMTC and Thoroughbred Ratings Pty Ltd accepts no responsibility for the completeness or accuracy of any of the information contained herein, and makes no representations about its suitability for any particular purpose. Users should make their own judgements about those matters and/or seek independent advice. You assume all risks associated with use of the data provided on this page.



Race Results



May 03, 2019, Race 6, STORER MOTORS MOBILE PACE, Distance 2600m, Addington - Survey 3200m

Result	TAB no.	Horse (Barrier)	2600 to	2400m to
7th	1	I Am Adaline (0)	2400m	2200m
		Position in running (margin)	-	12(11.8)
		Sectional time (s)	15.26	15.07
		Cumulative time (s)	195.68	180.42
		Speed (m/s)	13.11	13.27
		Stride length (m)	6.52	6.30
		Stride duration (s)	0.468	0.475
		Stride efficiency (%)	66.34	62.06
		Stride count	30.70	31.74

Disclaimer.

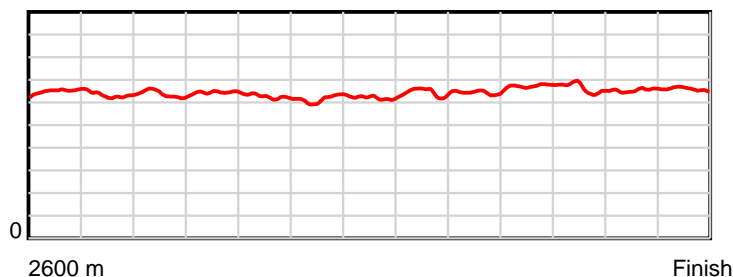
HRNZ and NZMTC and Thoroughbred Ratings Pty Ltd accepts no responsibility for the completeness or accuracy of any of the information contained herein, and makes no representations about its suitability for any particular purpose. Users should make their own judgements about those matters and/or seek independent advice. You assume all risks associated with use of the data provided on this page.

Race Results

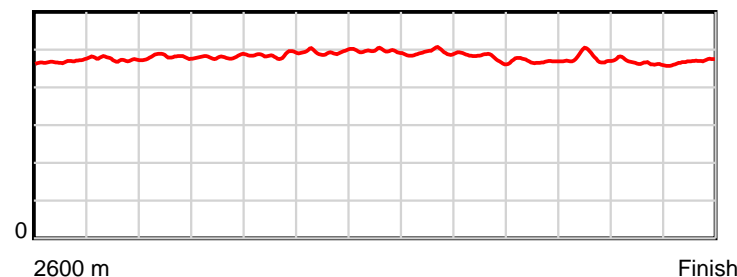
May 03, 2019, Race 6, STORER MOTORS MOBILE PACE, Distance 2600m, Addington - Survey 3200m

Result	TAB no.	Horse (Barrier)	2200m to	2000m to	1800m to	1600m to	1400m to	1200m to	1000m to	800m to	600m to	400m to	200m to	Total or	Margin
7th	1	I Am Adaline (0)	2000m	1800m	1600m	1400m	1200m	1000m	800m	600m	400m	200m	WP	Average	
		Position in running (margin)	11(17.7)	10(17.4)	9(13.4)	8(8.6)	9(7.8)	14(8.6)	13(8.0)	13(8.7)	13(8.9)	12(7.5)	9(7.5)		6.00
		Sectional time (s)	15.21	14.95	15.58	16.11	16.10	15.48	14.90	13.94	14.46	14.36	14.26		
		Cumulative time (s)	165.35	150.14	135.19	119.61	103.50	87.40	71.92	57.02	43.08	28.62	14.26	3:15.68	
		Speed (m/s)	13.15	13.38	12.84	12.41	12.42	12.92	13.42	14.35	13.83	13.93	14.03	13.29	
		Stride length (m)	6.32	6.43	6.23	6.13	6.17	6.36	6.44	6.74	6.61	6.49	6.59	6.41	
		Stride duration (s)	0.481	0.481	0.485	0.494	0.496	0.492	0.480	0.470	0.478	0.466	0.470	0.482	
		Stride efficiency (%)	62.47	64.64	60.66	58.79	59.41	63.22	64.72	71.00	68.26	65.89	67.82	64.11	
		Stride count	31.63	31.10	32.10	32.61	32.44	31.44	31.08	29.67	30.26	30.80	30.36	405.93	

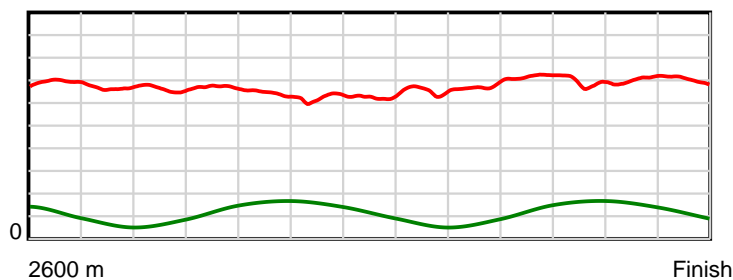
10 m Stride length



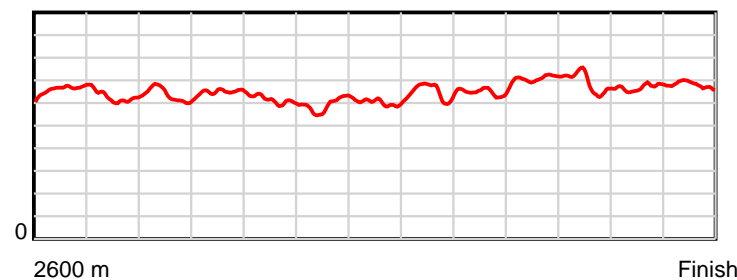
0.6 s Stride duration



20 m/sec Speed



100 % Stride efficiency



Note: Horizontal distance axis grid lines are 200m furlongs.

Disclaimer.

HRNZ and NZMTC and Thoroughbred Ratings Pty Ltd accepts no responsibility for the completeness or accuracy of any of the information contained herein, and makes no representations about its suitability for any particular purpose. Users should make their own judgements about those matters and/or seek independent advice. You assume all risks associated with use of the data provided on this page.



Race Results



May 03, 2019, Race 6, STORER MOTORS MOBILE PACE, Distance 2600m, Addington - Survey 3200m

Result	TAB no.	Horse (Barrier)	2600 to	2400m to
8th	14	Mynanasgotnote... (12)	2400m	2200m
		Position in running (margin)	-	13(11.9)
		Sectional time (s)	15.45	15.82
		Cumulative time (s)	196.17	180.72
		Speed (m/s)	12.94	12.64
		Stride length (m)	6.14	5.83
		Stride duration (s)	0.460	0.461
		Stride efficiency (%)	58.91	53.09
		Stride count	32.57	34.31

Disclaimer.

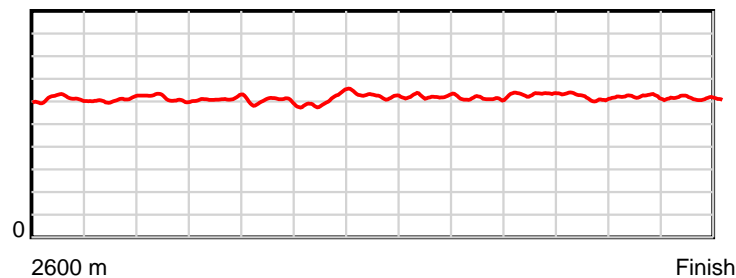
HRNZ and NZMTC and Thoroughbred Ratings Pty Ltd accepts no responsibility for the completeness or accuracy of any of the information contained herein, and makes no representations about its suitability for any particular purpose. Users should make their own judgements about those matters and/or seek independent advice. You assume all risks associated with use of the data provided on this page.

Race Results

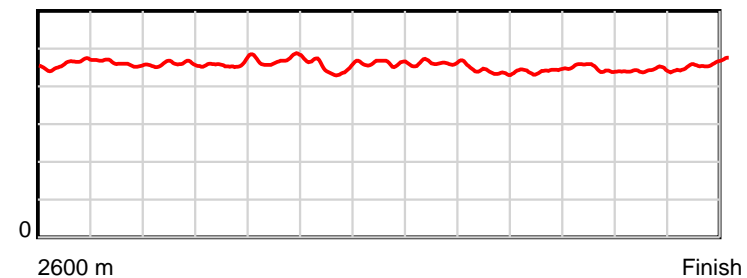
May 03, 2019, Race 6, STORER MOTORS MOBILE PACE, Distance 2600m, Addington - Survey 3200m

Result	TAB no.	Horse (Barrier)	2200m to	2000m to	1800m to	1600m to	1400m to	1200m to	1000m to	800m to	600m to	400m to	200m to	Total or	Margin
8th	14	Mynanagotnote... (12)	2000m	1800m	1600m	1400m	1200m	1000m	800m	600m	400m	200m	WP	Average	
		Position in running (margin)	13(22.3)	13(23.0)	13(20.2)	13(17.8)	13(11.1)	8(4.2)	7(3.7)	5(3.1)	5(3.7)	7(4.3)	7(5.8)		8.70
		Sectional time (s)	15.36	15.16	15.97	15.13	14.83	15.48	14.69	14.01	14.79	14.61	14.87		
		Cumulative time (s)	164.90	149.54	134.38	118.41	103.28	88.45	72.97	58.28	44.27	29.48	14.87	3:16.17	
		Speed (m/s)	13.02	13.19	12.52	13.22	13.49	12.92	13.61	14.28	13.52	13.69	13.45	13.25	
		Stride length (m)	5.98	6.07	5.88	5.97	6.21	5.97	5.98	6.30	6.05	6.06	6.19	6.04	
		Stride duration (s)	0.459	0.460	0.469	0.451	0.460	0.462	0.439	0.442	0.447	0.442	0.460	0.456	
		Stride efficiency (%)	55.87	57.66	53.95	55.66	60.23	55.74	55.82	62.10	57.12	57.33	59.90	57.10	
		Stride count	33.45	32.93	34.04	33.51	32.22	33.49	33.46	31.73	33.08	33.02	32.30	430.11	

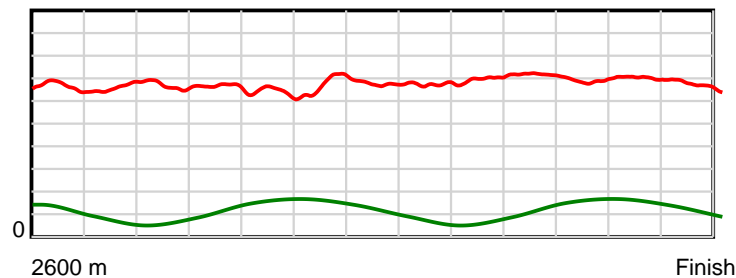
10 m Stride length



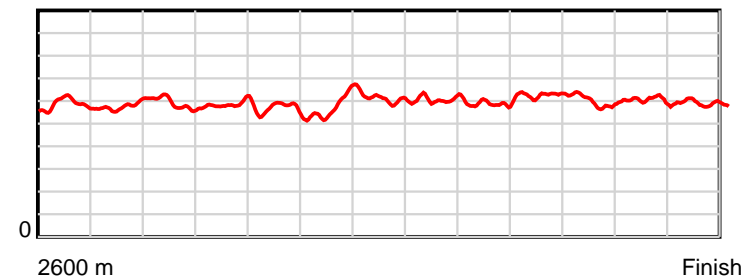
0.6 s Stride duration



20 m/sec Speed



100 % Stride efficiency



Note: Horizontal distance axis grid lines are 200m furlongs.

Disclaimer.

HRNZ and NZMTC and Thoroughbred Ratings Pty Ltd accepts no responsibility for the completeness or accuracy of any of the information contained herein, and makes no representations about its suitability for any particular purpose. Users should make their own judgements about those matters and/or seek independent advice. You assume all risks associated with use of the data provided on this page.



Race Results



May 03, 2019, Race 6, STORER MOTORS MOBILE PACE, Distance 2600m, Addington - Survey 3200m

Result	TAB no.	Horse (Barrier)	2600 to	2400m to
9th	11	Diamond Editio... (9)	2400m	2200m
		Position in running (margin)	-	6(4.3)
		Sectional time (s)	14.09	14.45
		Cumulative time (s)	196.84	182.75
		Speed (m/s)	14.19	13.84
		Stride length (m)	6.42	6.32
		Stride duration (s)	0.438	0.456
		Stride efficiency (%)	64.38	62.34
		Stride count	31.16	31.66

Disclaimer.

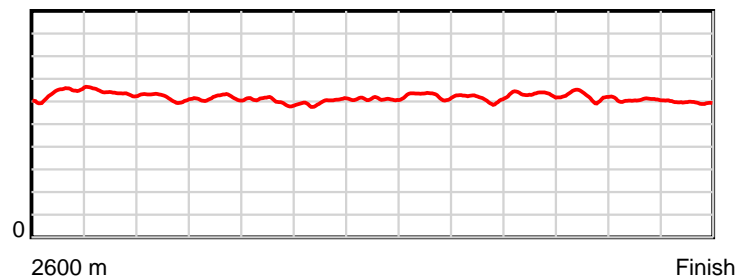
HRNZ and NZMTC and Thoroughbred Ratings Pty Ltd accepts no responsibility for the completeness or accuracy of any of the information contained herein, and makes no representations about its suitability for any particular purpose. Users should make their own judgements about those matters and/or seek independent advice. You assume all risks associated with use of the data provided on this page.

Race Results

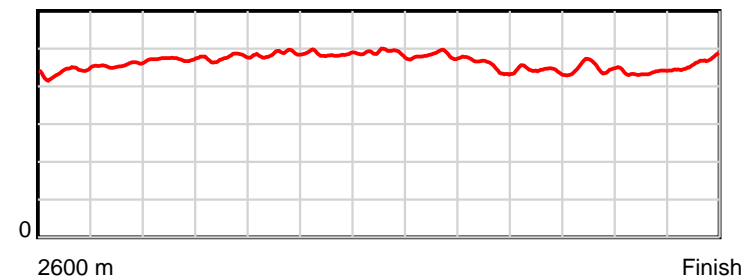
May 03, 2019, Race 6, STORER MOTORS MOBILE PACE, Distance 2600m, Addington - Survey 3200m

Result	TAB no.	Horse (Barrier)	2200m to	2000m to	1800m to	1600m to	1400m to	1200m to	1000m to	800m to	600m to	400m to	200m to	Total or	Margin
9th	11	Diamond Editio... (9)	2000m	1800m	1600m	1400m	1200m	1000m	800m	600m	400m	200m	WP	Average	
		Position in running (margin)	5(6.5)	5(7.4)	5(6.6)	6(6.2)	6(5.9)	10(6.3)	11(5.6)	10(6.1)	10(6.9)	9(6.2)	8(6.3)		12.40
		Sectional time (s)	15.39	15.49	16.30	16.20	16.03	15.47	14.88	14.05	14.56	14.40	15.53		
		Cumulative time (s)	168.30	152.91	137.42	121.12	104.92	88.89	73.42	58.54	44.49	29.93	15.53	3:16.84	
		Speed (m/s)	13.00	12.91	12.27	12.35	12.48	12.93	13.44	14.23	13.74	13.89	12.88	13.21	
		Stride length (m)	6.14	6.15	5.96	6.00	6.10	6.23	6.12	6.31	6.17	6.06	5.97	6.15	
		Stride duration (s)	0.472	0.476	0.486	0.486	0.489	0.482	0.455	0.443	0.449	0.436	0.464	0.465	
		Stride efficiency (%)	58.87	59.02	55.60	56.23	58.16	60.64	58.49	62.30	59.56	57.31	55.77	59.05	
		Stride count	32.58	32.54	33.53	33.34	32.78	32.10	32.69	31.67	32.40	33.02	33.48	422.95	

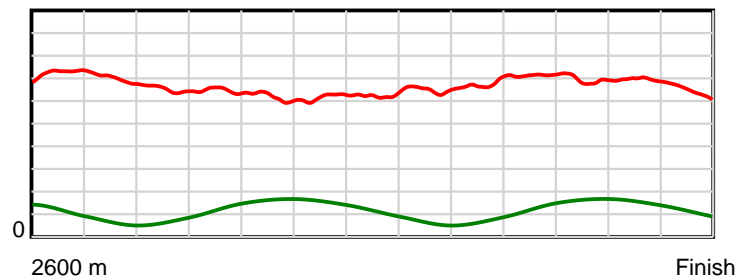
10 m Stride length



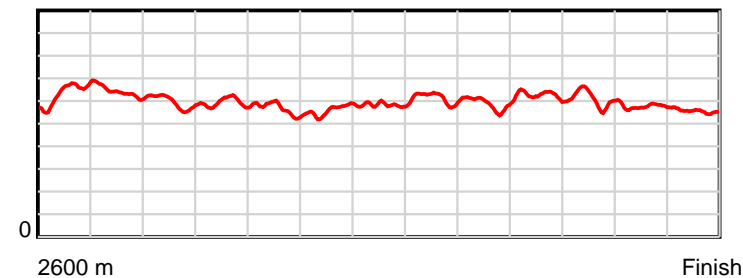
0.6 s Stride duration



20 m/sec Speed



100 % Stride efficiency



Note: Horizontal distance axis grid lines are 200m furlongs.

Disclaimer.

HRNZ and NZMTC and Thoroughbred Ratings Pty Ltd accepts no responsibility for the completeness or accuracy of any of the information contained herein, and makes no representations about its suitability for any particular purpose. Users should make their own judgements about those matters and/or seek independent advice. You assume all risks associated with use of the data provided on this page.



Race Results



May 03, 2019, Race 6, STORER MOTORS MOBILE PACE, Distance 2600m, Addington - Survey 3200m

Result	TAB no.	Horse (Barrier)	2600 to	2400m to
10th	5	Franco Hatton (4)	2400m	2200m
		Position in running (margin)	-	7(5.3)
		Sectional time (s)	14.30	14.84
		Cumulative time (s)	196.91	182.61
		Speed (m/s)	13.98	13.48
		Stride length (m)	6.66	6.50
		Stride duration (s)	0.473	0.483
		Stride efficiency (%)	69.26	66.09
		Stride count	30.04	30.75

Disclaimer.

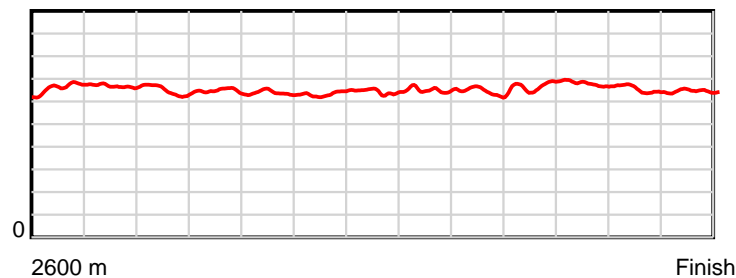
HRNZ and NZMTC and Thoroughbred Ratings Pty Ltd accepts no responsibility for the completeness or accuracy of any of the information contained herein, and makes no representations about its suitability for any particular purpose. Users should make their own judgements about those matters and/or seek independent advice. You assume all risks associated with use of the data provided on this page.

Race Results

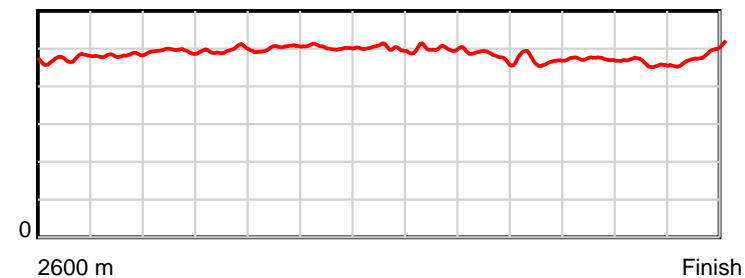
May 03, 2019, Race 6, STORER MOTORS MOBILE PACE, Distance 2600m, Addington - Survey 3200m

Result	TAB no.	Horse (Barrier)	2200m to	2000m to	1800m to	1600m to	1400m to	1200m to	1000m to	800m to	600m to	400m to	200m to	Total or	Margin
10th	5	Franco Hatton (4)	2000m	1800m	1600m	1400m	1200m	1000m	800m	600m	400m	200m	WP	Average	
		Position in running (margin)	7(9.8)	7(10.8)	7(9.8)	7(7.2)	7(6.3)	9(4.3)	9(5.3)	12(7.1)	12(8.4)	10(6.4)	10(8.6)		12.80
		Sectional time (s)	15.41	15.46	15.94	16.10	15.64	15.75	15.08	14.13	14.35	14.73	15.18		
		Cumulative time (s)	167.77	152.36	136.90	120.96	104.86	89.22	73.47	58.39	44.26	29.91	15.18	3:16.91	
		Speed (m/s)	12.98	12.94	12.55	12.42	12.79	12.70	13.26	14.15	13.94	13.58	13.18	13.20	
		Stride length (m)	6.41	6.43	6.30	6.25	6.40	6.36	6.36	6.65	6.58	6.24	6.44	6.43	
		Stride duration (s)	0.494	0.497	0.502	0.503	0.501	0.500	0.480	0.470	0.472	0.460	0.489	0.487	
		Stride efficiency (%)	64.24	64.54	61.95	61.05	64.07	63.11	63.26	69.21	67.64	60.92	64.81	64.55	
		Stride count	31.19	31.12	31.76	32.00	31.23	31.47	31.43	30.05	30.40	32.03	31.06	404.53	

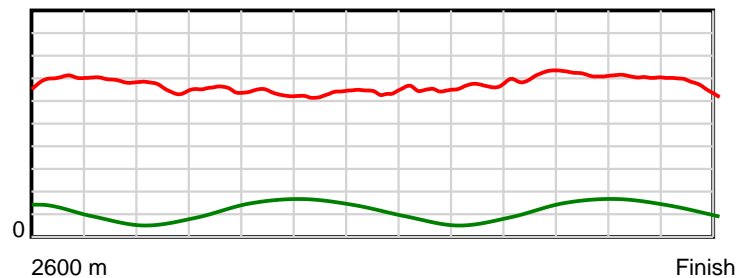
10 m Stride length



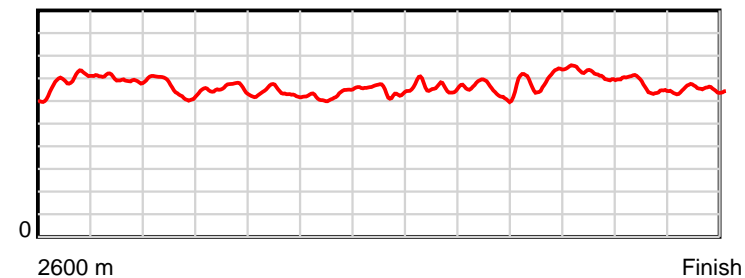
0.6 s Stride duration



20 m/sec Speed



100 % Stride efficiency



Note: Horizontal distance axis grid lines are 200m furlongs.

Disclaimer.

HRNZ and NZMTC and Thoroughbred Ratings Pty Ltd accepts no responsibility for the completeness or accuracy of any of the information contained herein, and makes no representations about its suitability for any particular purpose. Users should make their own judgements about those matters and/or seek independent advice. You assume all risks associated with use of the data provided on this page.



Race Results



May 03, 2019, Race 6, STORER MOTORS MOBILE PACE, Distance 2600m, Addington - Survey 3200m

Result	TAB no.	Horse (Barrier)	2600 to	2400m to
11th	13	Already Gone (11)	2400m	2200m
		Position in running (margin)	-	10(9.6)
		Sectional time (s)	14.83	15.39
		Cumulative time (s)	197.40	182.57
		Speed (m/s)	13.49	13.00
		Stride length (m)	5.71	5.53
		Stride duration (s)	0.415	0.426
		Stride efficiency (%)	50.93	47.81
		Stride count	35.03	36.16

Disclaimer.

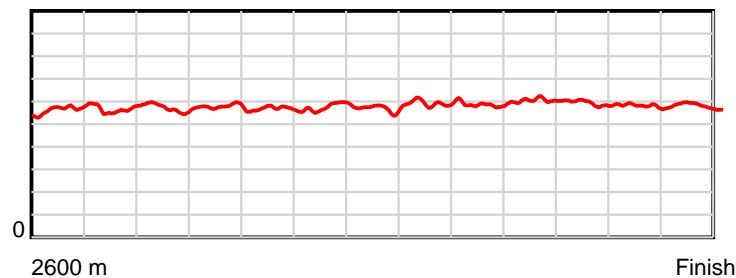
HRNZ and NZMTC and Thoroughbred Ratings Pty Ltd accepts no responsibility for the completeness or accuracy of any of the information contained herein, and makes no representations about its suitability for any particular purpose. Users should make their own judgements about those matters and/or seek independent advice. You assume all risks associated with use of the data provided on this page.

Race Results

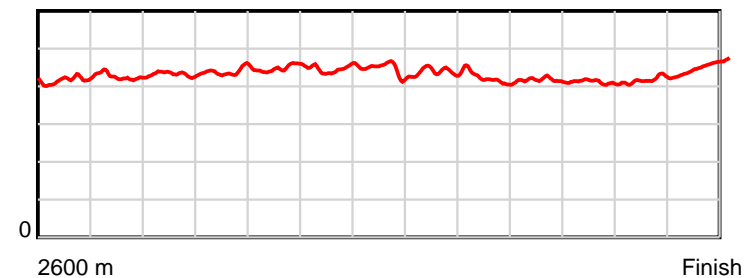
May 03, 2019, Race 6, STORER MOTORS MOBILE PACE, Distance 2600m, Addington - Survey 3200m

Result	TAB no.	Horse (Barrier)	2200m to	2000m to	1800m to	1600m to	1400m to	1200m to	1000m to	800m to	600m to	400m to	200m to	Total or	Margin
11th	13	Already Gone (11)	2000m	1800m	1600m	1400m	1200m	1000m	800m	600m	400m	200m	WP	Average	
		Position in running (margin)	10(17.4)	11(18.2)	11(16.0)	11(13.4)	12(10.7)	13(8.5)	12(7.4)	11(6.8)	9(6.2)	8(4.4)	11(8.7)		15.60
		Sectional time (s)	15.38	15.25	15.94	15.80	15.60	15.39	14.70	13.82	14.37	15.09	15.84		
		Cumulative time (s)	167.18	151.80	136.55	120.61	104.81	89.21	73.82	59.12	45.30	30.93	15.84	3:17.40	
		Speed (m/s)	13.00	13.11	12.55	12.66	12.82	13.00	13.61	14.47	13.92	13.25	12.63	13.17	
		Stride length (m)	5.62	5.77	5.63	5.65	5.70	5.73	5.69	6.02	5.73	5.56	5.76	5.70	
		Stride duration (s)	0.432	0.440	0.449	0.447	0.445	0.441	0.418	0.416	0.412	0.419	0.456	0.433	
		Stride efficiency (%)	49.41	52.03	49.48	49.95	50.84	51.22	50.60	56.65	51.30	48.25	51.88	50.74	
		Stride count	35.57	34.66	35.54	35.37	35.06	34.93	35.15	33.22	34.91	35.99	34.71	456.30	

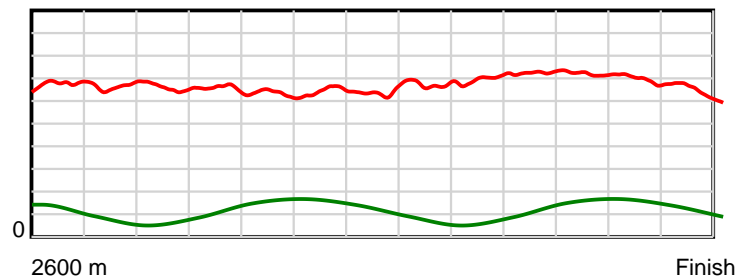
10 m Stride length



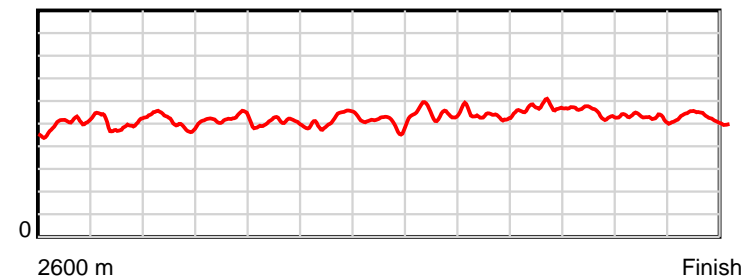
0.6 s Stride duration



20 m/sec Speed



100 % Stride efficiency



Note: Horizontal distance axis grid lines are 200m furlongs.

Disclaimer.

HRNZ and NZMTC and Thoroughbred Ratings Pty Ltd accepts no responsibility for the completeness or accuracy of any of the information contained herein, and makes no representations about its suitability for any particular purpose. Users should make their own judgements about those matters and/or seek independent advice. You assume all risks associated with use of the data provided on this page.



Race Results



May 03, 2019, Race 6, STORER MOTORS MOBILE PACE, Distance 2600m, Addington - Survey 3200m

Result	TAB no.	Horse (Barrier)	2600 to	2400m to
12th	4	Comfortably Nu... (3)	2400m	2200m
		Position in running (margin)	-	3(1.4)
		Sectional time (s)	13.60	14.83
		Cumulative time (s)	197.92	184.32
		Speed (m/s)	14.70	13.49
		Stride length (m)	6.77	6.49
		Stride duration (s)	0.458	0.482
		Stride efficiency (%)	71.58	65.89
		Stride count	29.55	30.80

Disclaimer.

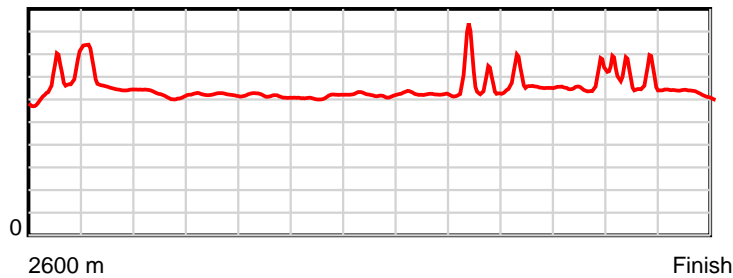
HRNZ and NZMTC and Thoroughbred Ratings Pty Ltd accepts no responsibility for the completeness or accuracy of any of the information contained herein, and makes no representations about its suitability for any particular purpose. Users should make their own judgements about those matters and/or seek independent advice. You assume all risks associated with use of the data provided on this page.

Race Results

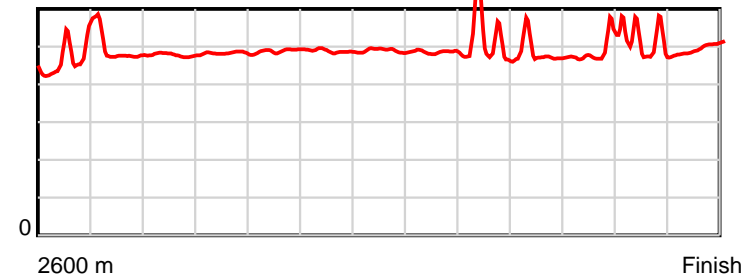
May 03, 2019, Race 6, STORER MOTORS MOBILE PACE, Distance 2600m, Addington - Survey 3200m

Result	TAB no.	Horse (Barrier)	2200m to	2000m to	1800m to	1600m to	1400m to	1200m to	1000m to	800m to	600m to	400m to	200m to	Total or	Margin
12th	4	Comfortably Nu... (3)	2000m	1800m	1600m	1400m	1200m	1000m	800m	600m	400m	200m	WP	Average	
		Position in running (margin)	4(5.9)	4(6.5)	4(5.7)	3(3.1)	2(2.2)	2(0.7)	3(1.6)	6(3.4)	8(5.9)	11(7.1)	12(10.6)		18.40
		Sectional time (s)	15.35	15.49	15.94	16.10	15.72	15.72	15.09	14.34	14.87	14.97	15.90		
		Cumulative time (s)	169.49	154.14	138.65	122.71	106.61	90.89	75.17	60.08	45.74	30.87	15.90	3:17.92	
		Speed (m/s)	13.03	12.91	12.55	12.42	12.72	12.72	13.25	13.95	13.45	13.36	12.58	13.14	
		Stride length (m)	6.22	6.23	6.13	6.06	6.23	6.17	6.66	6.66	6.55	6.51	6.27	6.37	
		Stride duration (s)	0.478	0.483	0.489	0.488	0.489	0.485	0.503	0.478	0.487	0.487	0.498	0.485	
		Stride efficiency (%)	60.45	60.69	58.81	57.46	60.61	59.41	69.30	69.37	67.02	66.15	61.39	63.47	
		Stride count	32.16	32.09	32.60	32.98	32.11	32.44	30.03	30.02	30.54	30.74	31.91	407.97	

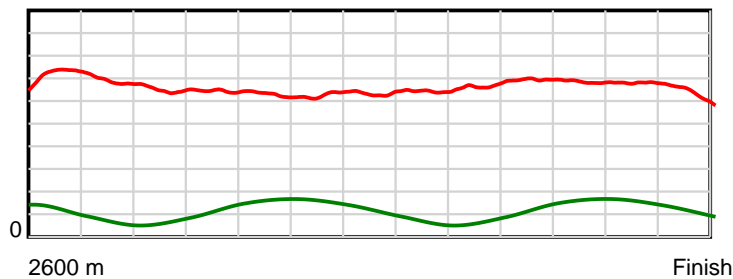
10 m Stride length



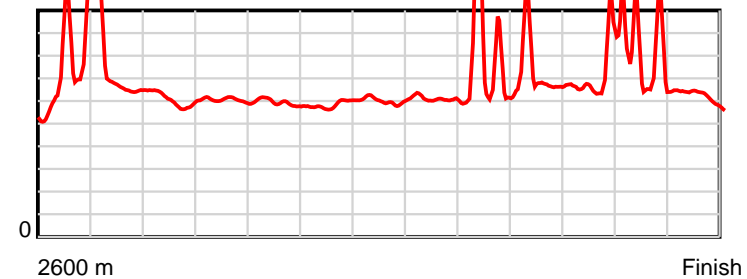
0.6 s Stride duration



20 m/sec Speed



100 % Stride efficiency



Note: Horizontal distance axis grid lines are 200m furlongs.

Disclaimer.

HRNZ and NZMTC and Thoroughbred Ratings Pty Ltd accepts no responsibility for the completeness or accuracy of any of the information contained herein, and makes no representations about its suitability for any particular purpose. Users should make their own judgements about those matters and/or seek independent advice. You assume all risks associated with use of the data provided on this page.



Race Results



May 03, 2019, Race 6, STORER MOTORS MOBILE PACE, Distance 2600m, Addington - Survey 3200m

Result	TAB no.	Horse (Barrier)	2600 to	2400m to
13th	12	Cullens Conspi... (10)	2400m	2200m
		Position in running (margin)	-	8(7.2)
		Sectional time (s)	14.29	15.09
		Cumulative time (s)	198.46	184.17
		Speed (m/s)	13.99	13.25
		Stride length (m)	6.49	6.22
		Stride duration (s)	0.459	0.469
		Stride efficiency (%)	65.88	60.46
		Stride count	30.80	32.15

Disclaimer.

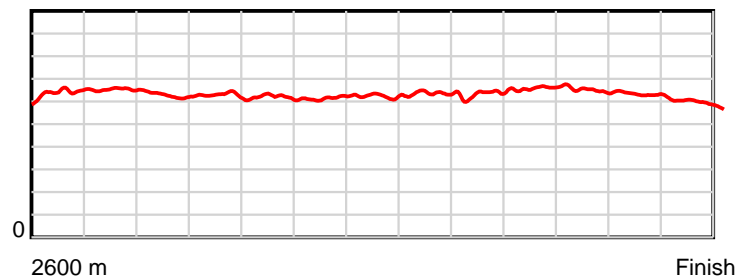
HRNZ and NZMTC and Thoroughbred Ratings Pty Ltd accepts no responsibility for the completeness or accuracy of any of the information contained herein, and makes no representations about its suitability for any particular purpose. Users should make their own judgements about those matters and/or seek independent advice. You assume all risks associated with use of the data provided on this page.

Race Results

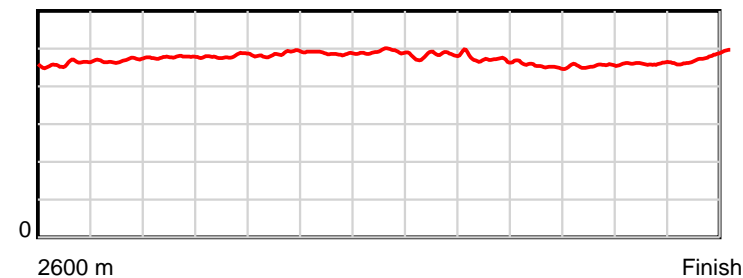
May 03, 2019, Race 6, STORER MOTORS MOBILE PACE, Distance 2600m, Addington - Survey 3200m

Result	TAB no.	Horse (Barrier)	2200m to	2000m to	1800m to	1600m to	1400m to	1200m to	1000m to	800m to	600m to	400m to	200m to	Total or	Margin
13th	12	Cullens Conspi... (10)	2000m	1800m	1600m	1400m	1200m	1000m	800m	600m	400m	200m	WP	Average	
		Position in running (margin)	8(13.2)	8(14.4)	8(12.8)	9(10.9)	10(8.8)	12(7.5)	14(8.2)	14(9.7)	11(8.2)	13(8.9)	13(13.5)		21.40
		Sectional time (s)	15.45	15.34	16.06	15.90	15.77	15.68	15.04	13.67	14.79	15.15	16.23		
		Cumulative time (s)	169.08	153.63	138.29	122.23	106.33	90.56	74.88	59.84	46.17	31.38	16.23	3:18.46	
		Speed (m/s)	12.94	13.04	12.45	12.58	12.68	12.76	13.30	14.63	13.52	13.20	12.32	13.10	
		Stride length (m)	6.17	6.26	6.06	6.13	6.23	6.18	6.25	6.63	6.16	6.07	5.91	6.21	
		Stride duration (s)	0.477	0.480	0.486	0.487	0.492	0.485	0.470	0.453	0.455	0.460	0.479	0.474	
		Stride efficiency (%)	59.55	61.29	57.34	58.74	60.74	59.69	60.98	68.71	59.28	57.56	54.53	60.22	
		Stride count	32.40	31.93	33.02	32.62	32.08	32.36	32.02	30.16	32.47	32.95	33.86	418.82	

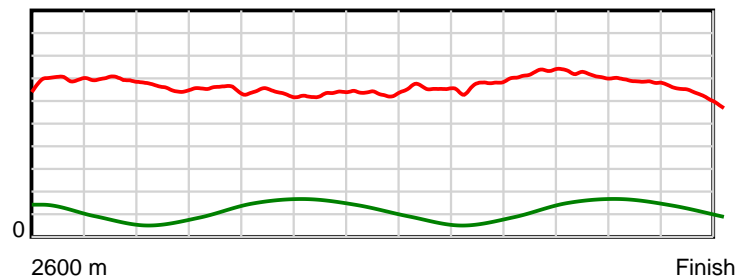
10 m Stride length



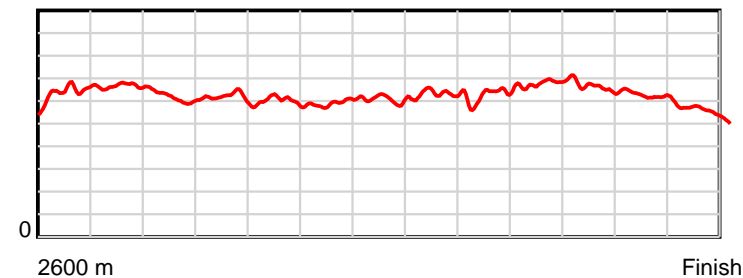
0.6 s Stride duration



20 m/sec Speed



100 % Stride efficiency



Note: Horizontal distance axis grid lines are 200m furlongs.

Disclaimer.

HRNZ and NZMTC and Thoroughbred Ratings Pty Ltd accepts no responsibility for the completeness or accuracy of any of the information contained herein, and makes no representations about its suitability for any particular purpose. Users should make their own judgements about those matters and/or seek independent advice. You assume all risks associated with use of the data provided on this page.



Race Results



May 03, 2019, Race 6, STORER MOTORS MOBILE PACE, Distance 2600m, Addington - Survey 3200m

Result	TAB no.	Horse (Barrier)	2600 to	2400m to
14th	3	Vera Stanhope (2)	2400m	2200m
		Position in running (margin)	-	5(3.4)
		Sectional time (s)	13.97	14.76
		Cumulative time (s)	204.49	190.52
		Speed (m/s)	14.32	13.55
		Stride length (m)	5.90	5.86
		Stride duration (s)	0.409	0.432
		Stride efficiency (%)	54.44	53.64
		Stride count	33.89	34.14

Disclaimer.

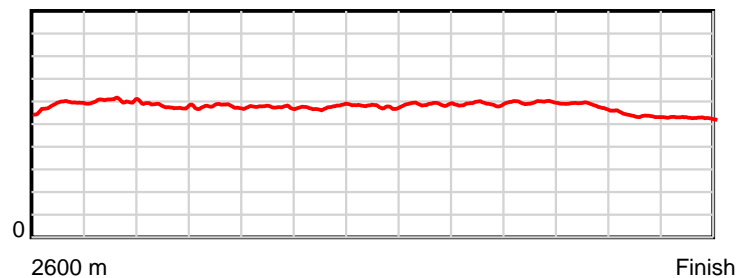
HRNZ and NZMTC and Thoroughbred Ratings Pty Ltd accepts no responsibility for the completeness or accuracy of any of the information contained herein, and makes no representations about its suitability for any particular purpose. Users should make their own judgements about those matters and/or seek independent advice. You assume all risks associated with use of the data provided on this page.

Race Results

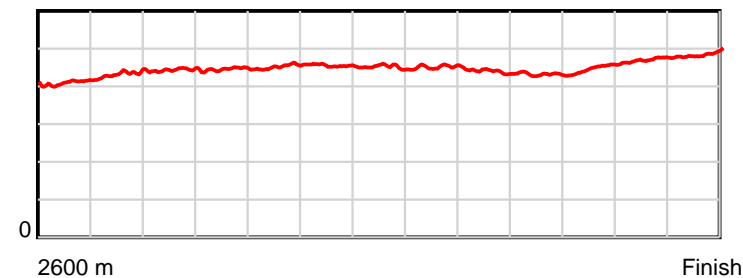
May 03, 2019, Race 6, STORER MOTORS MOBILE PACE, Distance 2600m, Addington - Survey 3200m

Result	TAB no.	Horse (Barrier)	2200m to	2000m to	1800m to	1600m to	1400m to	1200m to	1000m to	800m to	600m to	400m to	200m to	Total or	Margin
14th	3	Vera Stanhope (2)	2000m	1800m	1600m	1400m	1200m	1000m	800m	600m	400m	200m	WP	Average	
		Position in running (margin)	6(7.4)	6(8.9)	6(7.9)	5(5.1)	5(4.5)	6(2.5)	6(3.3)	9(5.5)	14(9.2)	14(15.1)	14(35.2)		54.90
		Sectional time (s)	15.50	15.46	15.91	16.15	15.64	15.70	15.15	14.54	15.66	17.72	18.33		
		Cumulative time (s)	175.76	160.26	144.80	128.89	112.74	97.10	81.40	66.25	51.71	36.05	18.33	3:24.49	
		Speed (m/s)	12.90	12.94	12.57	12.38	12.79	12.74	13.20	13.76	12.77	11.29	10.91	12.71	
		Stride length (m)	5.72	5.76	5.68	5.63	5.77	5.75	5.79	5.94	5.73	5.31	5.30	5.70	
		Stride duration (s)	0.443	0.445	0.452	0.455	0.451	0.452	0.439	0.432	0.449	0.471	0.486	0.448	
		Stride efficiency (%)	51.11	51.80	50.34	49.55	52.06	51.67	52.39	55.19	51.37	44.14	43.87	50.72	
		Stride count	34.97	34.74	35.24	35.52	34.65	34.78	34.54	33.65	34.88	37.63	37.75	456.38	

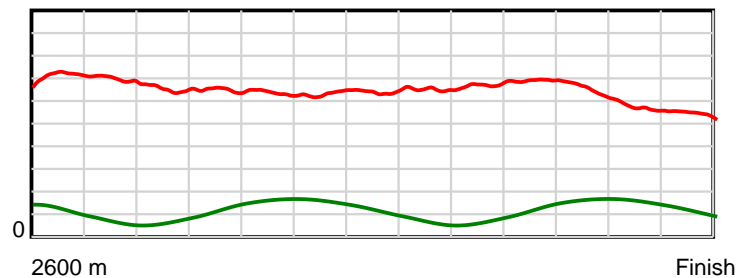
10 m Stride length



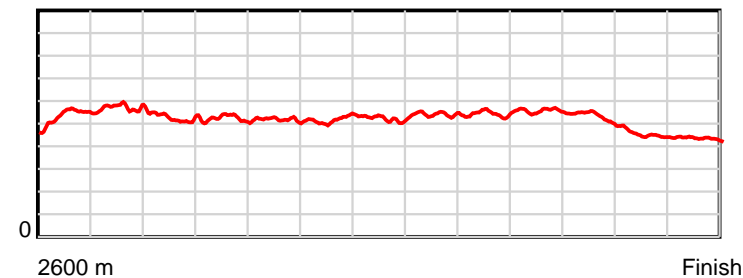
0.6 s Stride duration



20 m/sec Speed



100 % Stride efficiency



Note: Horizontal distance axis grid lines are 200m furlongs.

Disclaimer.

HRNZ and NZMTC and Thoroughbred Ratings Pty Ltd accepts no responsibility for the completeness or accuracy of any of the information contained herein, and makes no representations about its suitability for any particular purpose. Users should make their own judgements about those matters and/or seek independent advice. You assume all risks associated with use of the data provided on this page.