



Race Results

NZ Metropolitan Trotting Club Inc, HRNZ, May 17, 2019

Compilation date: May 17, 2019, 7:03:25 PM (NZST)

Copyright © 2019 HRNZ and NZMTC. All rights reserved.

Trademarks.

StrideMASTER is a registered trademark of Thoroughbred Ratings Pty Ltd.

Disclaimer.

HRNZ and NZMTC and Thoroughbred Ratings Pty Ltd accepts no responsibility for the completeness or accuracy of any of the information contained herein, and makes no representations about its suitability for any particular purpose. Users should make their own judgements about those matters and/or seek independent advice. You assume all risks associated with use of the data provided on this page.



Race Results



May 17, 2019, Race 4, MORTLOCK MCCORMACK LAW HANDICAP TROT, Distance 2600m, Addington - Survey 3200m

Result	TAB no.	Horse (Barrier)	2600 to	2400m to
1st	7	Monaro Maro (0)	2400m	2200m
		Position in running (margin)	-	1(0.0)
		Sectional time (s)	16.87	15.72
		Cumulative time (s)	199.24	182.37
		Speed (m/s)	11.85	12.72
		Stride length (m)	5.11	5.37
		Stride duration (s)	0.425	0.422
		Stride efficiency (%)	40.85	45.11
		Stride count	39.12	37.22

Disclaimer.

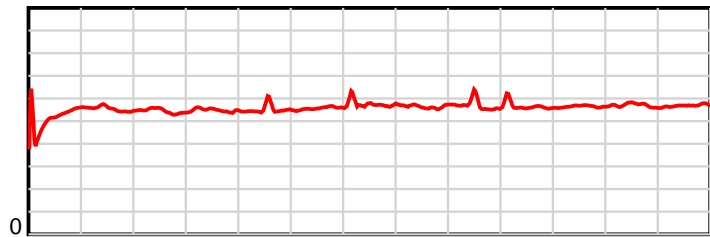
HRNZ and NZMTC and Thoroughbred Ratings Pty Ltd accepts no responsibility for the completeness or accuracy of any of the information contained herein, and makes no representations about its suitability for any particular purpose. Users should make their own judgements about those matters and/or seek independent advice. You assume all risks associated with use of the data provided on this page.

Race Results

May 17, 2019, Race 4, MORTLOCK MCCORMACK LAW HANDICAP TROT, Distance 2600m, Addington - Survey 3200m

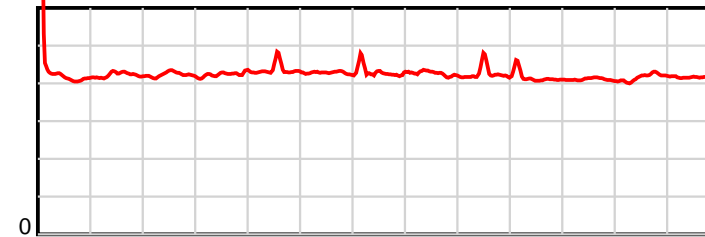
Result	TAB no.	Horse (Barrier)	2200m to	2000m to	1800m to	1600m to	1400m to	1200m to	1000m to	800m to	600m to	400m to	200m to	Total or	Margin
1st	7	Monaro Maro (0)	2000m	1800m	1600m	1400m	1200m	1000m	800m	600m	400m	200m	WP	Average	
		Position in running (margin)	3(2.3)	3(1.7)	1(0.0)	1(0.0)	1(0.0)	1(0.0)	1(0.0)	1(0.0)	2(0.5)	2(0.3)	1(0.0)		0.00
		Sectional time (s)	15.60	15.44	16.00	15.60	14.93	15.11	14.86	14.72	14.58	14.90	14.91		
		Cumulative time (s)	166.65	151.05	135.61	119.61	104.01	89.08	73.97	59.11	44.39	29.81	14.91	3:19.24	
		Speed (m/s)	12.82	12.95	12.50	12.82	13.40	13.24	13.46	13.59	13.72	13.42	13.41	13.05	
		Stride length (m)	5.42	5.49	5.42	5.47	5.70	5.61	5.72	5.61	5.63	5.60	5.64	5.52	
		Stride duration (s)	0.423	0.424	0.434	0.427	0.426	0.424	0.425	0.413	0.410	0.417	0.421	0.423	
		Stride efficiency (%)	45.93	47.14	45.95	46.84	50.81	49.10	51.21	49.17	49.54	48.93	49.77	47.60	
		Stride count	36.89	36.42	36.88	36.53	35.07	35.68	34.94	35.66	35.52	35.74	35.44	471.11	

10 m Stride length



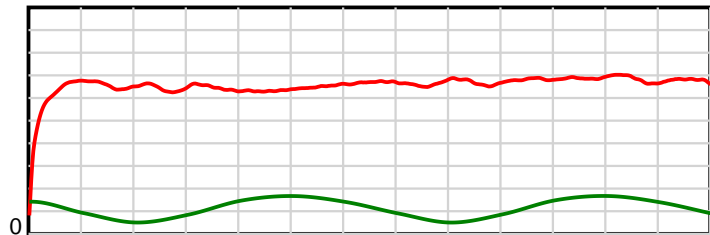
2600 m Finish

0.5 s Stride duration



2600 m Finish

20 m/sec Speed



2600 m Finish

100 % Stride efficiency



2600 m Finish

Note: Horizontal distance axis grid lines are 200m furlongs.

Disclaimer.

HRNZ and NZMTC and Thoroughbred Ratings Pty Ltd accepts no responsibility for the completeness or accuracy of any of the information contained herein, and makes no representations about its suitability for any particular purpose. Users should make their own judgements about those matters and/or seek independent advice. You assume all risks associated with use of the data provided on this page.



Race Results



May 17, 2019, Race 4, MORTLOCK MCCORMACK LAW HANDICAP TROT, Distance 2600m, Addington - Survey 3200m

Result	TAB no.	Horse (Barrier)	2600 to	2400m to
2nd	9	Ruthless Kayla (7)	2400m	2200m
		Position in running (margin)	-	7(5.9)
		Sectional time (s)	17.91	15.40
		Cumulative time (s)	199.57	181.66
		Speed (m/s)	11.17	12.99
		Stride length (m)	5.69	6.10
		Stride duration (s)	0.460	0.470
		Stride efficiency (%)	50.65	58.21
		Stride count	35.13	32.77

Disclaimer.

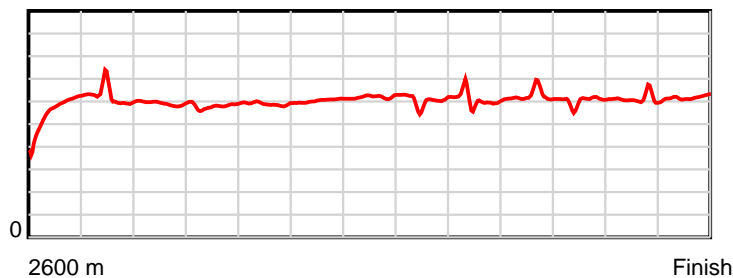
HRNZ and NZMTC and Thoroughbred Ratings Pty Ltd accepts no responsibility for the completeness or accuracy of any of the information contained herein, and makes no representations about its suitability for any particular purpose. Users should make their own judgements about those matters and/or seek independent advice. You assume all risks associated with use of the data provided on this page.

Race Results

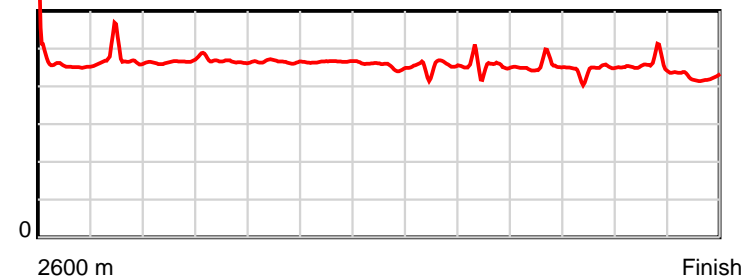
May 17, 2019, Race 4, MORTLOCK MCCORMACK LAW HANDICAP TROT, Distance 2600m, Addington - Survey 3200m

Result	TAB no.	Horse (Barrier)	2200m to	2000m to	1800m to	1600m to	1400m to	1200m to	1000m to	800m to	600m to	400m to	200m to	Total or	Margin
2nd	9	Ruthless Kayla (7)	2000m	1800m	1600m	1400m	1200m	1000m	800m	600m	400m	200m	WP	Average	
		Position in running (margin)	6(6.3)	6(5.4)	8(8.4)	8(8.4)	8(8.3)	7(6.6)	7(6.4)	7(6.1)	7(5.7)	8(7.2)	10(8.6)		1.80
		Sectional time (s)	15.54	16.21	16.01	15.58	14.65	15.07	14.81	14.57	14.86	15.16	13.80		
		Cumulative time (s)	166.26	150.72	134.51	118.50	102.92	88.27	73.20	58.39	43.82	28.96	13.80	3:19.57	
		Speed (m/s)	12.87	12.34	12.49	12.84	13.65	13.27	13.50	13.73	13.46	13.19	14.49	13.03	
		Stride length (m)	5.98	5.78	5.82	5.97	6.21	6.00	6.11	6.22	5.96	6.01	6.17	6.00	
		Stride duration (s)	0.465	0.469	0.466	0.465	0.455	0.452	0.452	0.453	0.443	0.455	0.426	0.460	
		Stride efficiency (%)	55.94	52.26	52.84	55.72	60.29	56.28	58.33	60.43	55.49	56.38	59.51	56.21	
		Stride count	33.43	34.59	34.39	33.49	32.20	33.33	32.74	32.16	33.56	33.30	32.41	433.50	

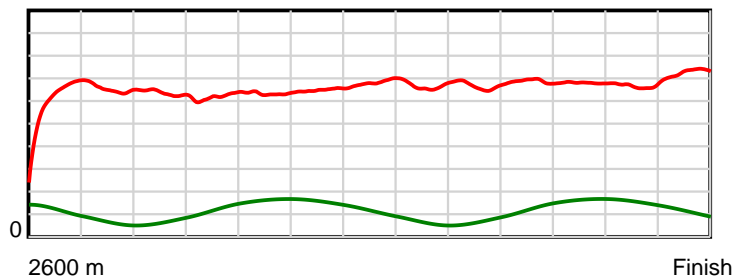
10 m Stride length



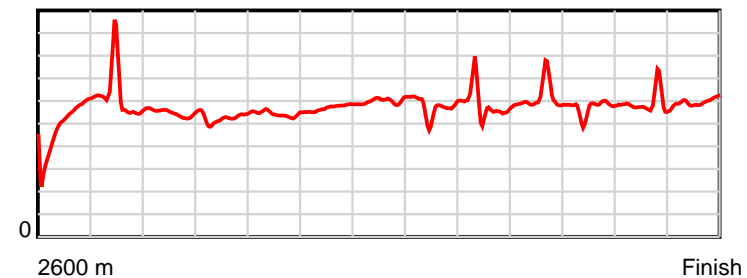
0.6 s Stride duration



20 m/sec Speed



100 % Stride efficiency



Note: Horizontal distance axis grid lines are 200m furlongs.

Disclaimer.

HRNZ and NZMTC and Thoroughbred Ratings Pty Ltd accepts no responsibility for the completeness or accuracy of any of the information contained herein, and makes no representations about its suitability for any particular purpose. Users should make their own judgements about those matters and/or seek independent advice. You assume all risks associated with use of the data provided on this page.



Race Results



May 17, 2019, Race 4, MORTLOCK MCCORMACK LAW HANDICAP TROT, Distance 2600m, Addington - Survey 3200m

Result	TAB no.	Horse (Barrier)	2600 to	2400m to
3rd	8	Renezmae (2)	2400m	2200m
		Position in running (margin)	-	4(3.1)
		Sectional time (s)	17.34	15.34
		Cumulative time (s)	199.74	182.40
		Speed (m/s)	11.53	13.04
		Stride length (m)	5.45	5.97
		Stride duration (s)	0.433	0.458
		Stride efficiency (%)	46.44	55.65
		Stride count	36.69	33.51

Disclaimer.

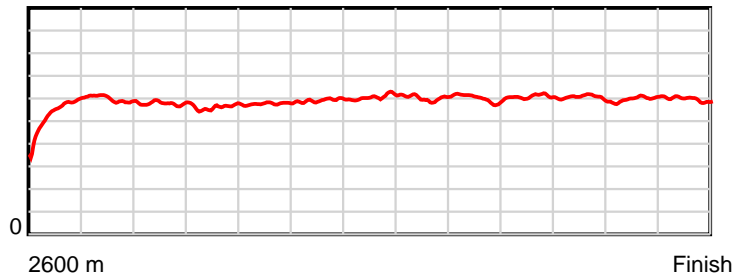
HRNZ and NZMTC and Thoroughbred Ratings Pty Ltd accepts no responsibility for the completeness or accuracy of any of the information contained herein, and makes no representations about its suitability for any particular purpose. Users should make their own judgements about those matters and/or seek independent advice. You assume all risks associated with use of the data provided on this page.

Race Results

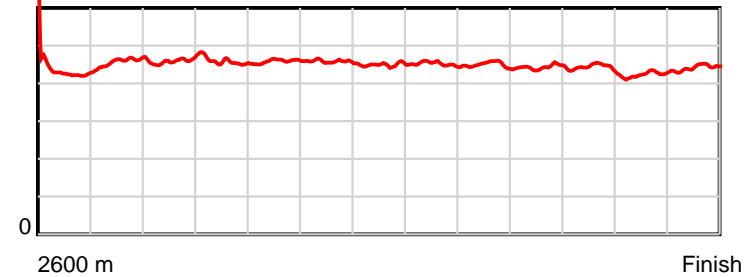
May 17, 2019, Race 4, MORTLOCK MCCORMACK LAW HANDICAP TROT, Distance 2600m, Addington - Survey 3200m

Result	TAB no.	Horse (Barrier)	2200m to	2000m to	1800m to	1600m to	1400m to	1200m to	1000m to	800m to	600m to	400m to	200m to	Total or	Margin
3rd	8	Renezmae (2)	2000m	1800m	1600m	1400m	1200m	1000m	800m	600m	400m	200m	WP	Average	
		Position in running (margin)	4(3.1)	4(3.6)	6(6.6)	6(5.7)	6(6.0)	6(5.3)	6(5.2)	6(5.3)	5(4.2)	5(5.4)	2(3.3)		2.70
		Sectional time (s)	15.77	16.22	15.85	15.65	14.82	15.10	14.88	14.46	14.80	14.60	14.91		
		Cumulative time (s)	167.06	151.29	135.07	119.22	103.57	88.75	73.65	58.77	44.31	29.51	14.91	3:19.74	
		Speed (m/s)	12.68	12.33	12.62	12.78	13.50	13.25	13.44	13.83	13.51	13.70	13.41	13.02	
		Stride length (m)	5.82	5.66	5.78	5.85	6.05	5.98	6.03	6.13	5.97	5.81	5.93	5.87	
		Stride duration (s)	0.458	0.459	0.458	0.458	0.448	0.451	0.449	0.443	0.442	0.424	0.442	0.451	
		Stride efficiency (%)	52.86	50.13	52.22	53.55	57.26	55.90	56.91	58.79	55.64	52.66	54.99	53.93	
		Stride count	34.39	35.31	34.60	34.16	33.04	33.44	33.14	32.61	33.52	34.45	33.71	442.57	

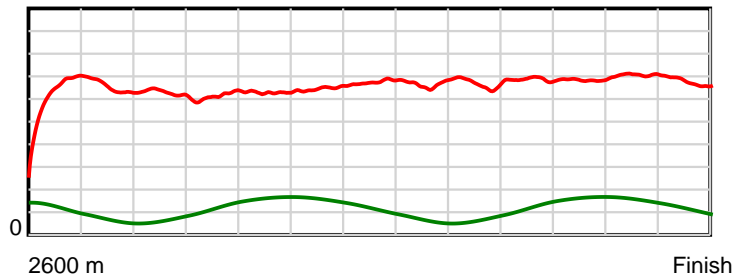
10 m Stride length



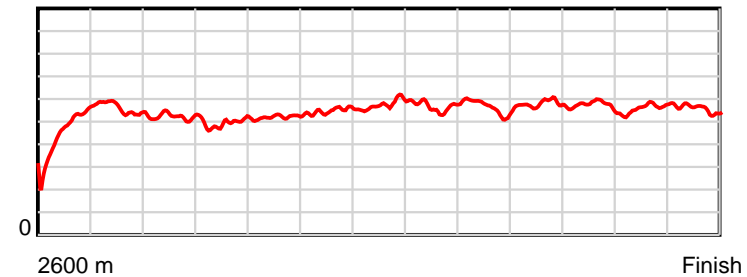
0.6 s Stride duration



20 m/sec Speed



100 % Stride efficiency



Note: Horizontal distance axis grid lines are 200m furlongs.

Disclaimer.

HRNZ and NZMTC and Thoroughbred Ratings Pty Ltd accepts no responsibility for the completeness or accuracy of any of the information contained herein, and makes no representations about its suitability for any particular purpose. Users should make their own judgements about those matters and/or seek independent advice. You assume all risks associated with use of the data provided on this page.



Race Results



May 17, 2019, Race 4, MORTLOCK MCCORMACK LAW HANDICAP TROT, Distance 2600m, Addington - Survey 3200m

Result	TAB no.	Horse (Barrier)	2600 to	2400m to
4th	1	Izmok (4)	2400m	2200m
		Position in running (margin)	-	3(0.6)
		Sectional time (s)	16.99	15.40
		Cumulative time (s)	199.76	182.77
		Speed (m/s)	11.77	12.99
		Stride length (m)	5.29	5.84
		Stride duration (s)	0.436	0.449
		Stride efficiency (%)	43.72	53.25
		Stride count	37.81	34.26

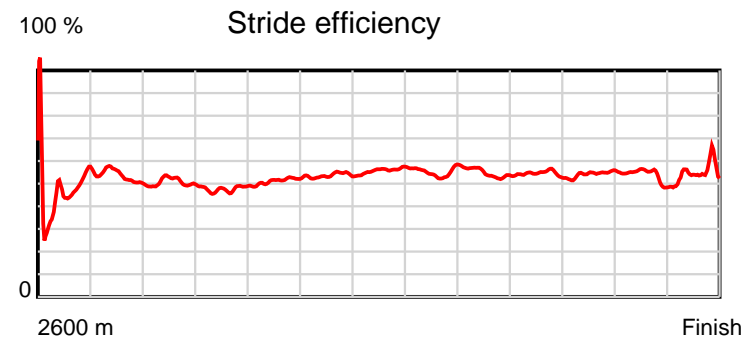
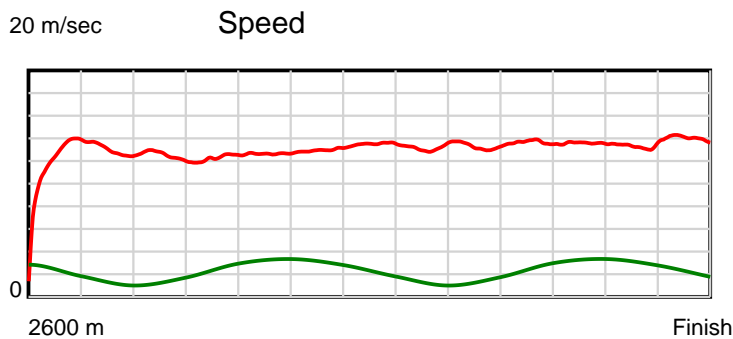
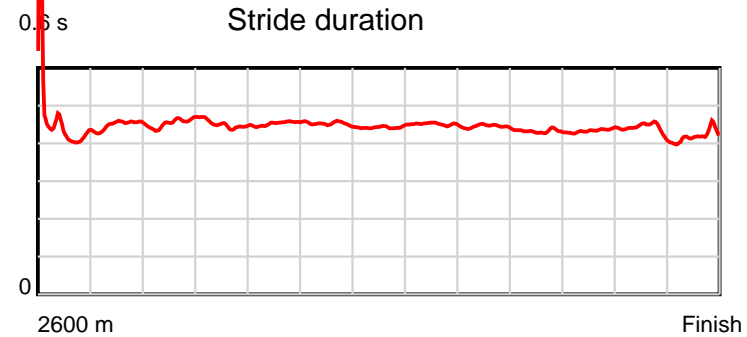
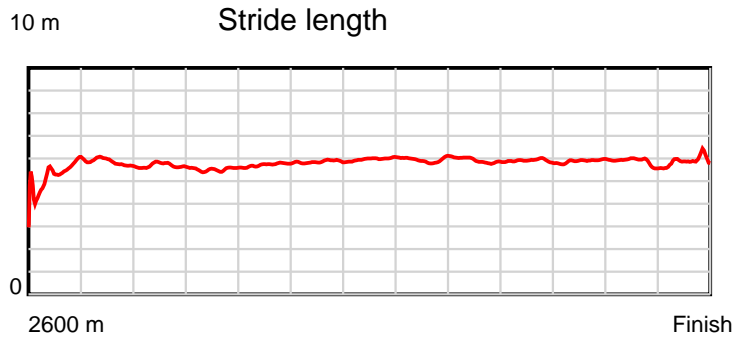
Disclaimer.

HRNZ and NZMTC and Thoroughbred Ratings Pty Ltd accepts no responsibility for the completeness or accuracy of any of the information contained herein, and makes no representations about its suitability for any particular purpose. Users should make their own judgements about those matters and/or seek independent advice. You assume all risks associated with use of the data provided on this page.

Race Results

May 17, 2019, Race 4, MORTLOCK MCCORMACK LAW HANDICAP TROT, Distance 2600m, Addington - Survey 3200m

Result	TAB no.	Horse (Barrier)	2200m to	2000m to	1800m to	1600m to	1400m to	1200m to	1000m to	800m to	600m to	400m to	200m to	Total or	Margin
4th	1	Izmok (4)	2000m	1800m	1600m	1400m	1200m	1000m	800m	600m	400m	200m	WP	Average	
		Position in running (margin)	2(1.0)	2(1.7)	4(4.6)	4(4.1)	4(4.6)	5(3.8)	5(4.5)	5(4.7)	6(4.3)	6(5.4)	6(6.3)		2.90
		Sectional time (s)	15.80	16.21	15.93	15.68	14.80	15.23	14.89	14.57	14.81	15.08	14.37		
		Cumulative time (s)	167.37	151.57	135.36	119.43	103.75	88.95	73.72	58.83	44.26	29.45	14.37	3:19.76	
		Speed (m/s)	12.66	12.34	12.55	12.76	13.51	13.13	13.43	13.73	13.50	13.26	13.92	13.02	
		Stride length (m)	5.74	5.56	5.68	5.76	5.98	5.92	5.97	5.94	5.86	5.82	5.81	5.78	
		Stride duration (s)	0.454	0.451	0.452	0.452	0.443	0.451	0.445	0.432	0.434	0.439	0.417	0.444	
		Stride efficiency (%)	51.57	48.34	50.39	51.93	55.96	54.79	55.72	55.05	53.63	52.95	52.72	52.15	
		Stride count	34.81	35.96	35.22	34.69	33.42	33.78	33.49	33.70	34.14	34.36	34.43	450.07	



Note: Horizontal distance axis grid lines are 200m furlongs.

Disclaimer.

HRNZ and NZMTC and Thoroughbred Ratings Pty Ltd accepts no responsibility for the completeness or accuracy of any of the information contained herein, and makes no representations about its suitability for any particular purpose. Users should make their own judgements about those matters and/or seek independent advice. You assume all risks associated with use of the data provided on this page.



Race Results



May 17, 2019, Race 4, MORTLOCK MCCORMACK LAW HANDICAP TROT, Distance 2600m, Addington - Survey 3200m

Result	TAB no.	Horse (Barrier)	2600 to	2400m to
5th	5	Lovey Dovey Mo... (12)	2400m	2200m
		Position in running (margin)	-	6(5.0)
		Sectional time (s)	17.67	15.66
		Cumulative time (s)	199.79	182.12
		Speed (m/s)	11.32	12.77
		Stride length (m)	5.59	6.53
		Stride duration (s)	0.495	0.511
		Stride efficiency (%)	48.87	66.67
		Stride count	35.76	30.62

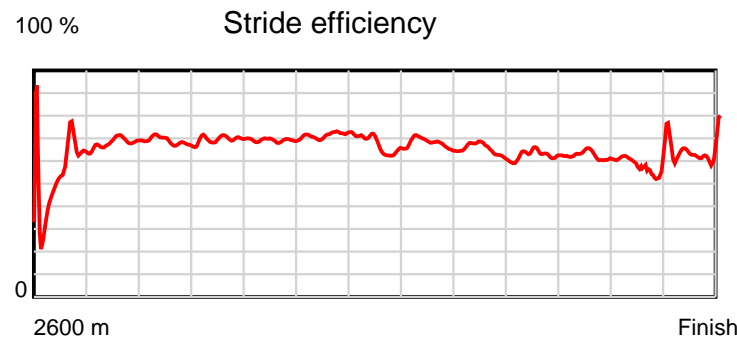
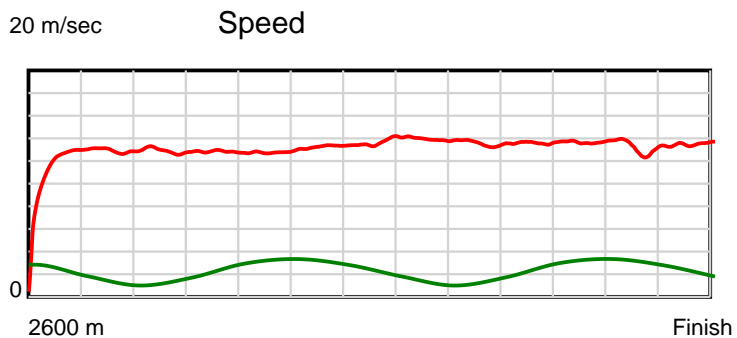
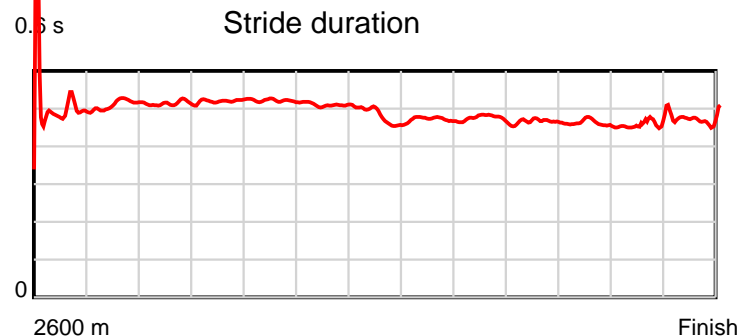
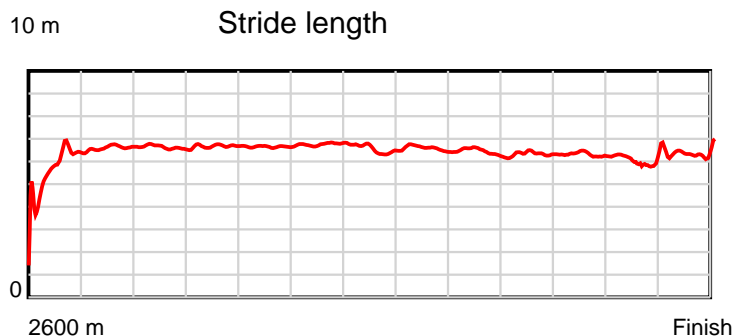
Disclaimer.

HRNZ and NZMTC and Thoroughbred Ratings Pty Ltd accepts no responsibility for the completeness or accuracy of any of the information contained herein, and makes no representations about its suitability for any particular purpose. Users should make their own judgements about those matters and/or seek independent advice. You assume all risks associated with use of the data provided on this page.

Race Results

May 17, 2019, Race 4, MORTLOCK MCCORMACK LAW HANDICAP TROT, Distance 2600m, Addington - Survey 3200m

Result	TAB no.	Horse (Barrier)	2200m to	2000m to	1800m to	1600m to	1400m to	1200m to	1000m to	800m to	600m to	400m to	200m to	Total or	Margin
5th	5	Lovey Dovey Mo... (12)	2000m	1800m	1600m	1400m	1200m	1000m	800m	600m	400m	200m	WP	Average	
		Position in running (margin)	7(6.8)	7(6.2)	5(5.7)	5(5.3)	5(5.2)	4(3.7)	2(0.6)	2(0.5)	1(0.0)	1(0.0)	3(4.2)		3.00
		Sectional time (s)	15.57	15.64	15.94	15.59	14.66	14.60	14.84	14.56	14.61	15.64	14.81		
		Cumulative time (s)	166.46	150.89	135.25	119.31	103.72	89.06	74.46	59.62	45.06	30.45	14.81	3:19.79	
		Speed (m/s)	12.85	12.79	12.55	12.83	13.64	13.70	13.48	13.74	13.69	12.79	13.50	13.01	
		Stride length (m)	6.59	6.66	6.53	6.54	6.51	6.48	6.38	6.41	6.31	5.77	6.34	6.34	
		Stride duration (s)	0.513	0.521	0.521	0.510	0.478	0.473	0.474	0.466	0.461	0.451	0.470	0.487	
		Stride efficiency (%)	67.83	69.34	66.71	66.91	66.30	65.52	63.66	64.12	62.16	51.94	62.82	62.83	
		Stride count	30.36	30.02	30.61	30.56	30.71	30.89	31.33	31.22	31.71	34.69	31.54	410.02	



Note: Horizontal distance axis grid lines are 200m furlongs.

Disclaimer.

HRNZ and NZMTC and Thoroughbred Ratings Pty Ltd accepts no responsibility for the completeness or accuracy of any of the information contained herein, and makes no representations about its suitability for any particular purpose. Users should make their own judgements about those matters and/or seek independent advice. You assume all risks associated with use of the data provided on this page.



Race Results



May 17, 2019, Race 4, MORTLOCK MCCORMACK LAW HANDICAP TROT, Distance 2600m, Addington - Survey 3200m

Result	TAB no.	Horse (Barrier)	2600 to	2400m to
6th	4	Rum In The Sun (11)	2400m	2200m
		Position in running (margin)	-	9(8.0)
		Sectional time (s)	18.34	15.97
		Cumulative time (s)	199.85	181.51
		Speed (m/s)	10.90	12.52
		Stride length (m)	5.60	5.95
		Stride duration (s)	0.491	0.475
		Stride efficiency (%)	48.92	55.40
		Stride count	35.74	33.59

Disclaimer.

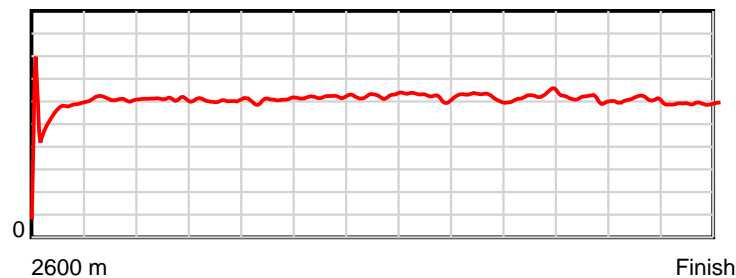
HRNZ and NZMTC and Thoroughbred Ratings Pty Ltd accepts no responsibility for the completeness or accuracy of any of the information contained herein, and makes no representations about its suitability for any particular purpose. Users should make their own judgements about those matters and/or seek independent advice. You assume all risks associated with use of the data provided on this page.

Race Results

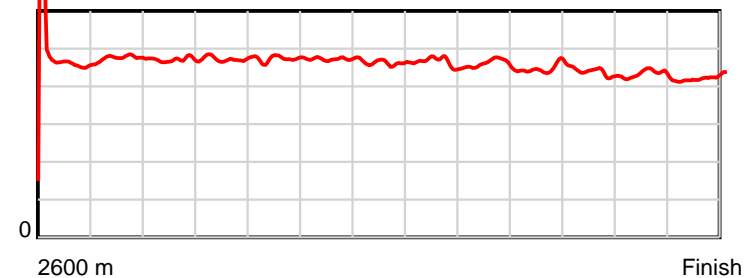
May 17, 2019, Race 4, MORTLOCK MCCORMACK LAW HANDICAP TROT, Distance 2600m, Addington - Survey 3200m

Result	TAB no.	Horse (Barrier)	2200m to	2000m to	1800m to	1600m to	1400m to	1200m to	1000m to	800m to	600m to	400m to	200m to	Total or	Margin
6th	4	Rum In The Sun (11)	2000m	1800m	1600m	1400m	1200m	1000m	800m	600m	400m	200m	WP	Average	
		Position in running (margin)	9(11.8)	10(11.0)	9(10.2)	9(9.6)	9(9.4)	9(8.5)	10(9.4)	10(9.9)	11(8.1)	10(7.8)	7(6.5)		3.30
		Sectional time (s)	15.54	15.60	15.91	15.57	14.77	15.26	14.95	14.34	14.57	14.73	14.30		
		Cumulative time (s)	165.54	150.00	134.40	118.49	102.92	88.15	72.89	57.94	43.60	29.03	14.30	3:19.85	
		Speed (m/s)	12.87	12.82	12.57	12.85	13.54	13.11	13.38	13.95	13.73	13.58	13.99	13.01	
		Stride length (m)	6.06	6.06	5.95	6.07	6.26	6.07	6.15	6.26	5.98	5.86	5.92	6.01	
		Stride duration (s)	0.471	0.473	0.473	0.473	0.462	0.463	0.460	0.449	0.436	0.431	0.423	0.462	
		Stride efficiency (%)	57.34	57.40	55.38	57.62	61.18	57.63	59.09	61.33	55.90	53.57	54.80	56.45	
		Stride count	33.02	33.00	33.60	32.94	31.96	32.93	32.52	31.93	33.44	34.16	33.77	432.60	

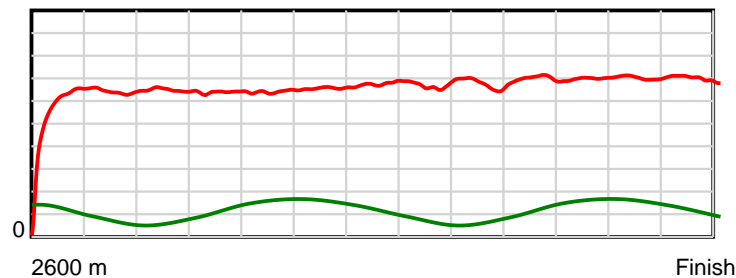
10 m Stride length



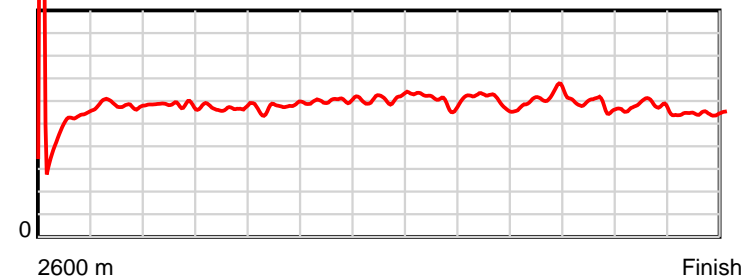
0.5 s Stride duration



20 m/sec Speed



100 % Stride efficiency



Note: Horizontal distance axis grid lines are 200m furlongs.

Disclaimer.

HRNZ and NZMTC and Thoroughbred Ratings Pty Ltd accepts no responsibility for the completeness or accuracy of any of the information contained herein, and makes no representations about its suitability for any particular purpose. Users should make their own judgements about those matters and/or seek independent advice. You assume all risks associated with use of the data provided on this page.



Race Results



May 17, 2019, Race 4, MORTLOCK MCCORMACK LAW HANDICAP TROT, Distance 2600m, Addington - Survey 3200m

Result	TAB no.	Horse (Barrier)	2600 to	2400m to
7th	10	Justamollyarch... (8)	2400m	2200m
		Position in running (margin)	-	8(7.8)
		Sectional time (s)	18.23	15.59
		Cumulative time (s)	200.03	181.80
		Speed (m/s)	10.97	12.83
		Stride length (m)	5.48	5.93
		Stride duration (s)	0.449	0.462
		Stride efficiency (%)	46.98	54.97
		Stride count	36.48	33.72

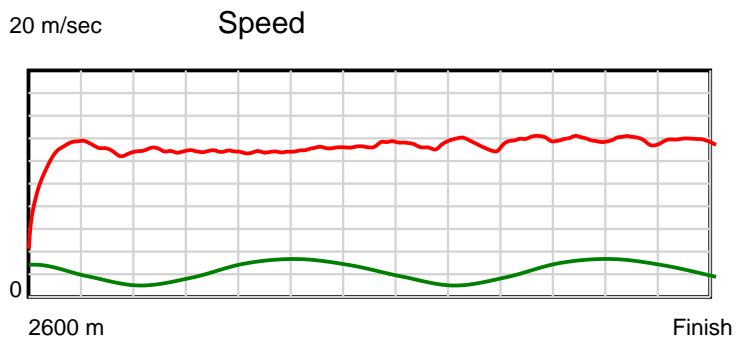
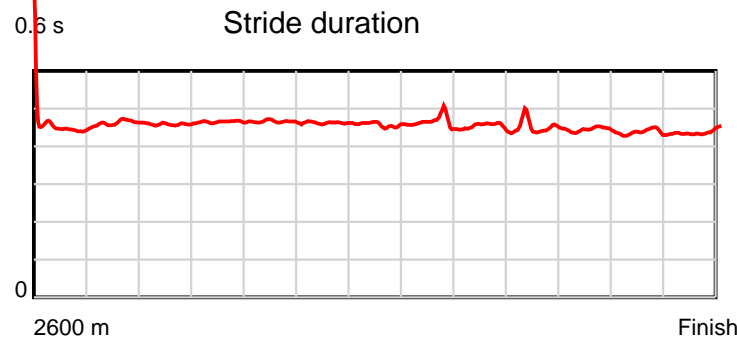
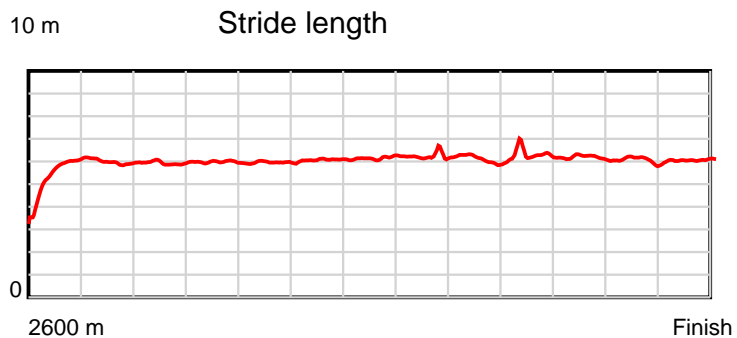
Disclaimer.

HRNZ and NZMTC and Thoroughbred Ratings Pty Ltd accepts no responsibility for the completeness or accuracy of any of the information contained herein, and makes no representations about its suitability for any particular purpose. Users should make their own judgements about those matters and/or seek independent advice. You assume all risks associated with use of the data provided on this page.

Race Results

May 17, 2019, Race 4, MORTLOCK MCCORMACK LAW HANDICAP TROT, Distance 2600m, Addington - Survey 3200m

Result	TAB no.	Horse (Barrier)	2200m to	2000m to	1800m to	1600m to	1400m to	1200m to	1000m to	800m to	600m to	400m to	200m to	Total or	Margin
7th	10	Justamollyarch... (8)	2000m	1800m	1600m	1400m	1200m	1000m	800m	600m	400m	200m	WP	Average	
		Position in running (margin)	8(9.2)	9(8.4)	7(7.8)	7(7.9)	7(7.7)	8(6.9)	8(7.4)	8(7.4)	8(5.7)	9(7.3)	8(6.9)		4.40
		Sectional time (s)	15.55	15.63	16.01	15.56	14.80	15.19	14.86	14.37	14.88	14.87	14.49		
		Cumulative time (s)	166.21	150.66	135.03	119.02	103.46	88.66	73.47	58.61	44.24	29.36	14.49	3:20.03	
		Speed (m/s)	12.86	12.80	12.49	12.85	13.51	13.17	13.46	13.92	13.44	13.45	13.80	13.00	
		Stride length (m)	5.90	5.95	5.81	5.94	6.18	6.07	6.09	6.27	5.97	5.88	6.06	5.96	
		Stride duration (s)	0.459	0.465	0.465	0.463	0.457	0.461	0.452	0.451	0.444	0.437	0.439	0.458	
		Stride efficiency (%)	54.40	55.36	52.66	55.21	59.74	57.63	57.93	61.53	55.61	53.98	57.31	55.48	
		Stride count	33.90	33.60	34.45	33.65	32.35	32.93	32.85	31.87	33.52	34.03	33.02	436.37	



Note: Horizontal distance axis grid lines are 200m furlongs.

Disclaimer.

HRNZ and NZMTC and Thoroughbred Ratings Pty Ltd accepts no responsibility for the completeness or accuracy of any of the information contained herein, and makes no representations about its suitability for any particular purpose. Users should make their own judgements about those matters and/or seek independent advice. You assume all risks associated with use of the data provided on this page.



Race Results



May 17, 2019, Race 4, MORTLOCK MCCORMACK LAW HANDICAP TROT, Distance 2600m, Addington - Survey 3200m

Result	TAB no.	Horse (Barrier)	2600 to	2400m to
8th	11	Globe Trekker (10)	2400m	2200m
		Position in running (margin)	-	11(9.7)
		Sectional time (s)	18.60	16.01
		Cumulative time (s)	200.15	181.55
		Speed (m/s)	10.75	12.49
		Stride length (m)	5.66	5.92
		Stride duration (s)	0.475	0.474
		Stride efficiency (%)	49.99	54.71
		Stride count	35.36	33.80

Disclaimer.

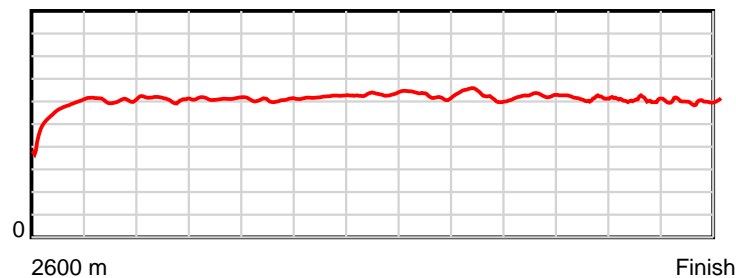
HRNZ and NZMTC and Thoroughbred Ratings Pty Ltd accepts no responsibility for the completeness or accuracy of any of the information contained herein, and makes no representations about its suitability for any particular purpose. Users should make their own judgements about those matters and/or seek independent advice. You assume all risks associated with use of the data provided on this page.

Race Results

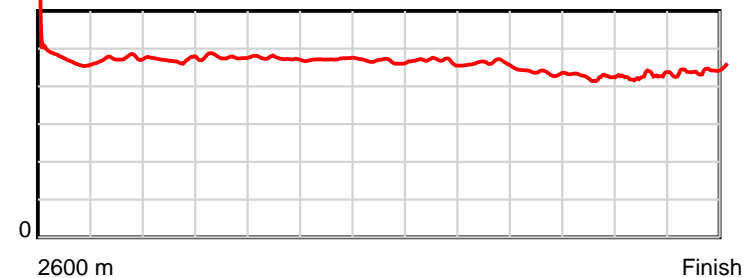
May 17, 2019, Race 4, MORTLOCK MCCORMACK LAW HANDICAP TROT, Distance 2600m, Addington - Survey 3200m

Result	TAB no.	Horse (Barrier)	2200m to	2000m to	1800m to	1600m to	1400m to	1200m to	1000m to	800m to	600m to	400m to	200m to	Total or	Margin
8th	11	Globe Trekker (10)	2000m	1800m	1600m	1400m	1200m	1000m	800m	600m	400m	200m	WP	Average	
		Position in running (margin)	10(13.7)	11(12.8)	11(11.9)	11(12.0)	11(11.8)	11(10.7)	11(11.4)	11(11.6)	9(7.5)	7(5.6)	5(5.0)		5.00
		Sectional time (s)	15.52	15.59	16.01	15.57	14.74	15.22	14.89	13.97	14.30	14.83	14.90		
		Cumulative time (s)	165.54	150.02	134.43	118.42	102.85	88.11	72.89	58.00	44.03	29.73	14.90	3:20.15	
		Speed (m/s)	12.89	12.83	12.49	12.85	13.57	13.14	13.43	14.32	13.99	13.49	13.42	12.99	
		Stride length (m)	6.05	6.13	5.92	6.06	6.33	6.13	6.18	6.24	5.91	5.72	5.96	6.01	
		Stride duration (s)	0.470	0.478	0.474	0.472	0.467	0.466	0.460	0.436	0.423	0.424	0.444	0.463	
		Stride efficiency (%)	57.22	58.71	54.73	57.35	62.59	58.68	59.78	60.91	54.63	51.19	55.54	56.46	
		Stride count	33.05	32.63	33.79	33.01	31.60	32.64	32.34	32.03	33.82	34.94	33.55	432.56	

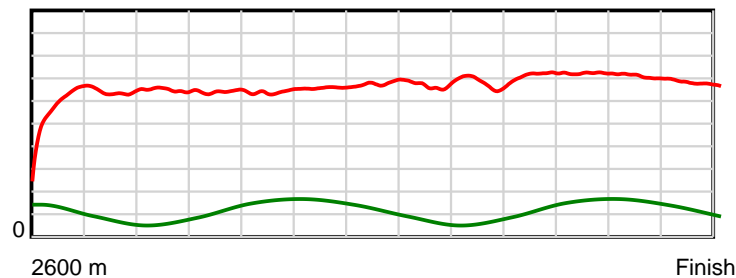
10 m Stride length



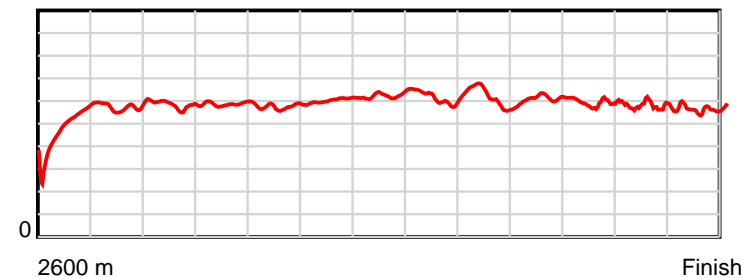
0.6 s Stride duration



20 m/sec Speed



100 % Stride efficiency



Note: Horizontal distance axis grid lines are 200m furlongs.

Disclaimer.

HRNZ and NZMTC and Thoroughbred Ratings Pty Ltd accepts no responsibility for the completeness or accuracy of any of the information contained herein, and makes no representations about its suitability for any particular purpose. Users should make their own judgements about those matters and/or seek independent advice. You assume all risks associated with use of the data provided on this page.



Race Results



May 17, 2019, Race 4, MORTLOCK MCCORMACK LAW HANDICAP TROT, Distance 2600m, Addington - Survey 3200m

Result	TAB no.	Horse (Barrier)	2600 to	2400m to
9th	12	Medusa (3)	2400m	2200m
		Position in running (margin)	-	12(18.1)
		Sectional time (s)	20.04	15.45
		Cumulative time (s)	200.82	180.78
		Speed (m/s)	9.98	12.94
		Stride length (m)	6.10	5.94
		Stride duration (s)	0.512	0.459
		Stride efficiency (%)	58.05	55.12
		Stride count	32.81	33.68

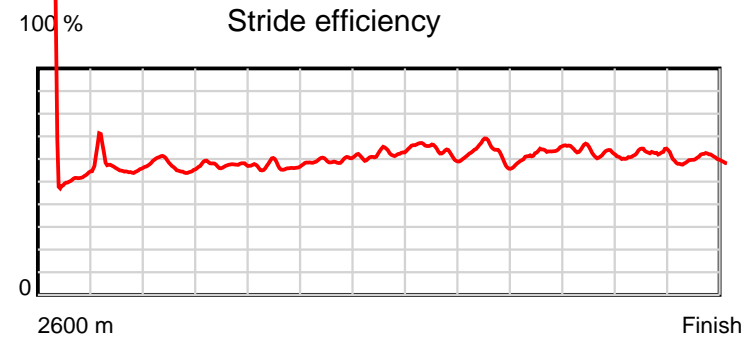
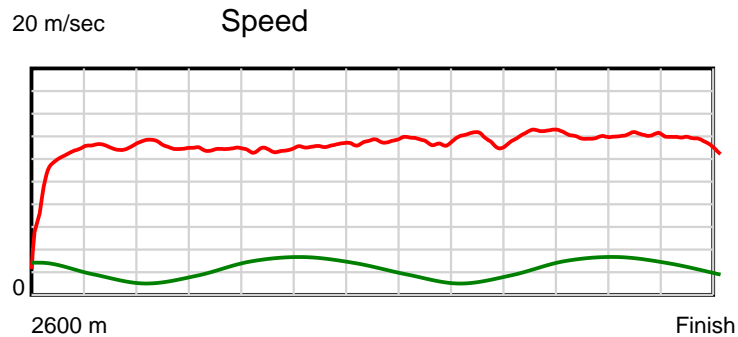
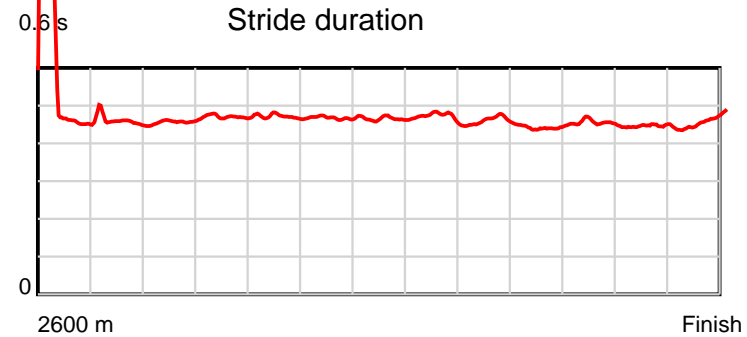
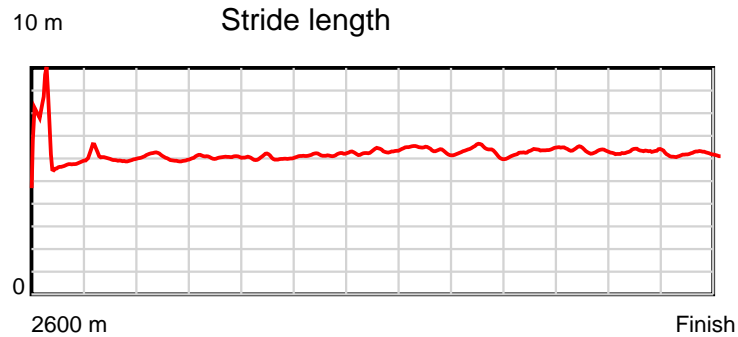
Disclaimer.

HRNZ and NZMTC and Thoroughbred Ratings Pty Ltd accepts no responsibility for the completeness or accuracy of any of the information contained herein, and makes no representations about its suitability for any particular purpose. Users should make their own judgements about those matters and/or seek independent advice. You assume all risks associated with use of the data provided on this page.

Race Results

May 17, 2019, Race 4, MORTLOCK MCCORMACK LAW HANDICAP TROT, Distance 2600m, Addington - Survey 3200m

Result	TAB no.	Horse (Barrier)	2200m to	2000m to	1800m to	1600m to	1400m to	1200m to	1000m to	800m to	600m to	400m to	200m to	Total or	Margin
9th	12	Medusa (3)	2000m	1800m	1600m	1400m	1200m	1000m	800m	600m	400m	200m	WP	Average	
		Position in running (margin)	12(18.7)	12(15.8)	12(14.7)	12(14.0)	12(14.2)	12(12.7)	12(13.4)	12(13.0)	12(9.1)	12(10.5)	12(9.2)		8.70
		Sectional time (s)	15.19	15.56	15.88	15.65	14.67	15.23	14.78	13.99	14.85	14.73	14.80		
		Cumulative time (s)	165.33	150.14	134.58	118.70	103.05	88.38	73.15	58.37	44.38	29.53	14.80	3:20.82	
		Speed (m/s)	13.17	12.85	12.59	12.78	13.63	13.13	13.53	14.30	13.47	13.58	13.51	12.95	
		Stride length (m)	6.01	6.05	5.94	5.98	6.34	6.17	6.23	6.31	6.12	6.04	6.23	6.11	
		Stride duration (s)	0.457	0.470	0.471	0.468	0.465	0.470	0.460	0.442	0.454	0.445	0.461	0.472	
		Stride efficiency (%)	56.49	57.15	55.12	55.92	62.83	59.53	60.56	62.30	58.47	57.07	60.64	58.32	
		Stride count	33.27	33.07	33.67	33.43	31.54	32.40	32.13	31.68	32.70	33.09	32.11	425.58	



Note: Horizontal distance axis grid lines are 200m furlongs.

Disclaimer.

HRNZ and NZMTC and Thoroughbred Ratings Pty Ltd accepts no responsibility for the completeness or accuracy of any of the information contained herein, and makes no representations about its suitability for any particular purpose. Users should make their own judgements about those matters and/or seek independent advice. You assume all risks associated with use of the data provided on this page.



Race Results



May 17, 2019, Race 4, MORTLOCK MCCORMACK LAW HANDICAP TROT, Distance 2600m, Addington - Survey 3200m

Result	TAB no.	Horse (Barrier)	2600 to	2400m to
10th	2	Springbank Lac... (5)	2400m	2200m
		Position in running (margin)	-	2(0.2)
		Sectional time (s)	17.15	15.31
		Cumulative time (s)	201.29	184.14
		Speed (m/s)	11.66	13.06
		Stride length (m)	5.21	5.81
		Stride duration (s)	0.432	0.445
		Stride efficiency (%)	42.40	52.82
		Stride count	38.40	34.40

Disclaimer.

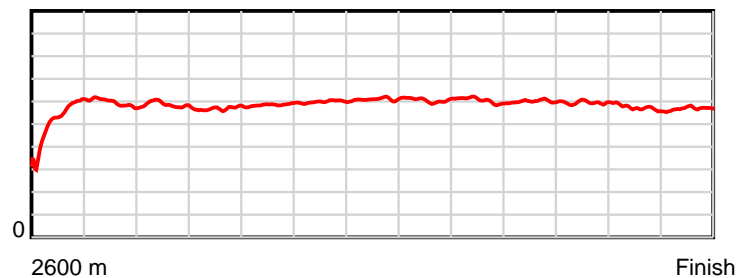
HRNZ and NZMTC and Thoroughbred Ratings Pty Ltd accepts no responsibility for the completeness or accuracy of any of the information contained herein, and makes no representations about its suitability for any particular purpose. Users should make their own judgements about those matters and/or seek independent advice. You assume all risks associated with use of the data provided on this page.

Race Results

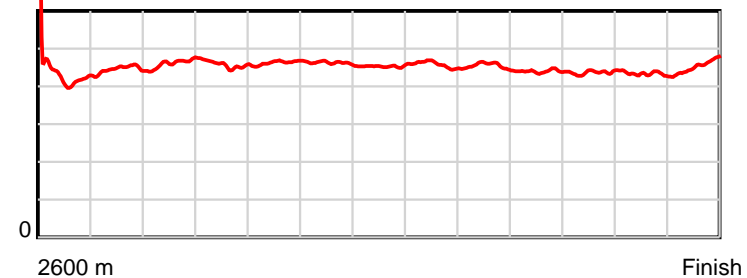
May 17, 2019, Race 4, MORTLOCK MCCORMACK LAW HANDICAP TROT, Distance 2600m, Addington - Survey 3200m

Result	TAB no.	Horse (Barrier)	2200m to	2000m to	1800m to	1600m to	1400m to	1200m to	1000m to	800m to	600m to	400m to	200m to	Total or	Margin
10th	2	Springbank Lac... (5)	2000m	1800m	1600m	1400m	1200m	1000m	800m	600m	400m	200m	WP	Average	
		Position in running (margin)	1(0.0)	1(0.0)	2(2.2)	2(1.8)	2(1.3)	2(1.4)	3(1.7)	3(1.9)	3(2.1)	3(3.3)	4(4.8)		11.40
		Sectional time (s)	15.68	16.09	15.94	15.52	14.94	15.17	14.89	14.67	14.82	15.18	15.93		
		Cumulative time (s)	168.83	153.15	137.06	121.12	105.60	90.66	75.49	60.60	45.93	31.11	15.93	3:21.29	
		Speed (m/s)	12.76	12.43	12.55	12.89	13.39	13.18	13.43	13.63	13.50	13.18	12.55	12.92	
		Stride length (m)	5.88	5.70	5.80	5.95	6.07	6.02	6.10	5.99	5.89	5.70	5.73	5.83	
		Stride duration (s)	0.461	0.458	0.463	0.462	0.453	0.457	0.454	0.440	0.437	0.433	0.456	0.451	
		Stride efficiency (%)	54.11	50.71	52.64	55.41	57.60	56.66	58.22	56.16	54.26	50.73	51.23	53.06	
		Stride count	33.99	35.11	34.46	33.59	32.94	33.21	32.77	33.36	33.94	35.10	34.93	446.20	

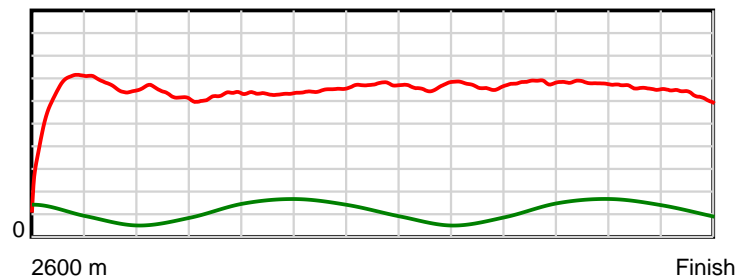
10 m Stride length



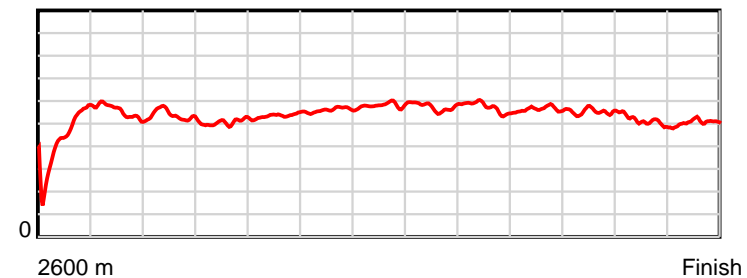
0.6 s Stride duration



20 m/sec Speed



100 % Stride efficiency



Note: Horizontal distance axis grid lines are 200m furlongs.

Disclaimer.

HRNZ and NZMTC and Thoroughbred Ratings Pty Ltd accepts no responsibility for the completeness or accuracy of any of the information contained herein, and makes no representations about its suitability for any particular purpose. Users should make their own judgements about those matters and/or seek independent advice. You assume all risks associated with use of the data provided on this page.



Race Results



May 17, 2019, Race 4, MORTLOCK MCCORMACK LAW HANDICAP TROT, Distance 2600m, Addington - Survey 3200m

Result	TAB no.	Horse (Barrier)	2600 to	2400m to
11th	3	Lone Star Lad (9)	2400m	2200m
		Position in running (margin)	-	5(3.5)
		Sectional time (s)	17.52	15.62
		Cumulative time (s)	201.62	184.10
		Speed (m/s)	11.41	12.80
		Stride length (m)	5.48	6.18
		Stride duration (s)	0.468	0.482
		Stride efficiency (%)	46.96	59.60
		Stride count	36.48	32.39

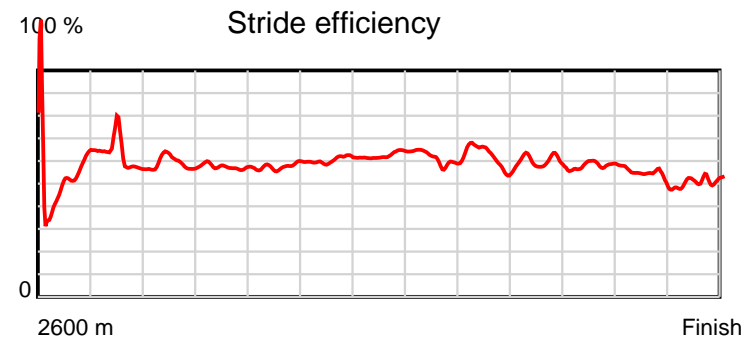
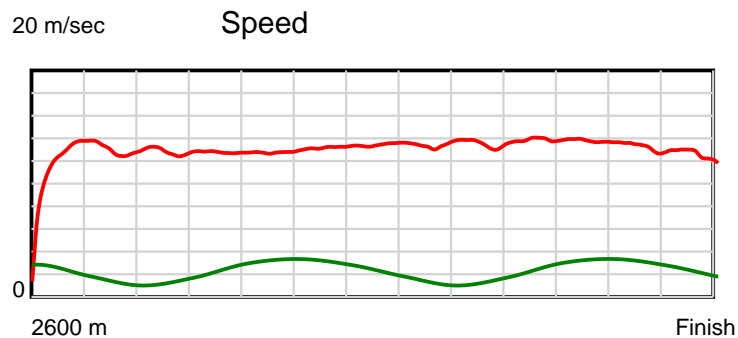
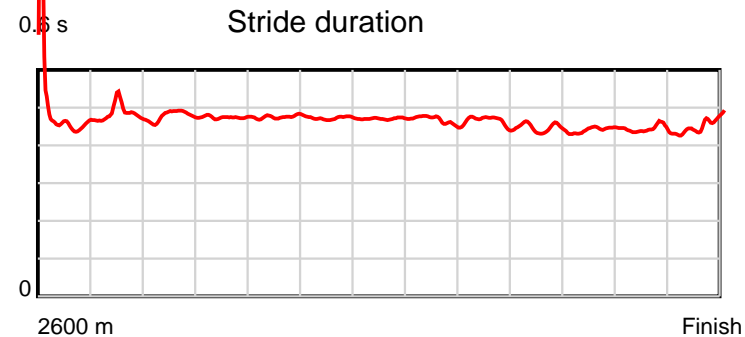
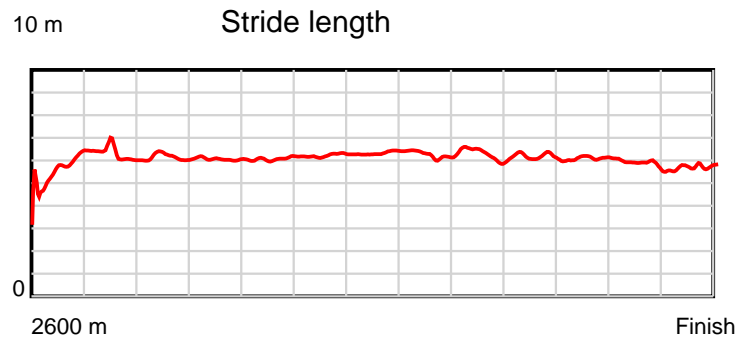
Disclaimer.

HRNZ and NZMTC and Thoroughbred Ratings Pty Ltd accepts no responsibility for the completeness or accuracy of any of the information contained herein, and makes no representations about its suitability for any particular purpose. Users should make their own judgements about those matters and/or seek independent advice. You assume all risks associated with use of the data provided on this page.

Race Results

May 17, 2019, Race 4, MORTLOCK MCCORMACK LAW HANDICAP TROT, Distance 2600m, Addington - Survey 3200m

Result	TAB no.	Horse (Barrier)	2200m to	2000m to	1800m to	1600m to	1400m to	1200m to	1000m to	800m to	600m to	400m to	200m to	Total or	Margin
11th	3	Lone Star Lad (9)	2000m	1800m	1600m	1400m	1200m	1000m	800m	600m	400m	200m	WP	Average	
		Position in running (margin)	5(5.2)	5(4.2)	3(4.0)	3(3.9)	3(3.4)	3(3.0)	4(3.5)	4(3.5)	4(2.4)	4(3.4)	9(7.0)		13.20
		Sectional time (s)	15.53	15.69	15.98	15.53	14.86	15.19	14.86	14.46	14.78	15.54	16.06		
		Cumulative time (s)	168.48	152.95	137.26	121.28	105.75	90.89	75.70	60.84	46.38	31.60	16.06	3:21.62	
		Speed (m/s)	12.88	12.75	12.52	12.88	13.46	13.17	13.46	13.83	13.53	12.87	12.45	12.90	
		Stride length (m)	6.16	6.05	5.95	6.08	6.33	6.13	6.25	6.16	5.99	5.68	5.69	6.00	
		Stride duration (s)	0.478	0.475	0.476	0.472	0.471	0.466	0.464	0.445	0.442	0.442	0.457	0.465	
		Stride efficiency (%)	59.29	57.20	55.36	57.80	62.70	58.72	61.00	59.33	56.00	50.47	50.63	56.27	
		Stride count	32.47	33.06	33.60	32.88	31.57	32.63	32.01	32.46	33.41	35.19	35.14	433.29	



Note: Horizontal distance axis grid lines are 200m furlongs.

Disclaimer.

HRNZ and NZMTC and Thoroughbred Ratings Pty Ltd accepts no responsibility for the completeness or accuracy of any of the information contained herein, and makes no representations about its suitability for any particular purpose. Users should make their own judgements about those matters and/or seek independent advice. You assume all risks associated with use of the data provided on this page.



Race Results



May 17, 2019, Race 4, MORTLOCK MCCORMACK LAW HANDICAP TROT, Distance 2600m, Addington - Survey 3200m

Result	TAB no.	Horse (Barrier)	2600 to	2400m to
12th	6	Whatasista (1)	2400m	2200m
		Position in running (margin)	-	10(9.0)
		Sectional time (s)	18.39	16.35
		Cumulative time (s)	202.11	183.72
		Speed (m/s)	10.87	12.23
		Stride length (m)	5.42	5.72
		Stride duration (s)	0.466	0.468
		Stride efficiency (%)	45.83	51.10
		Stride count	36.93	34.98

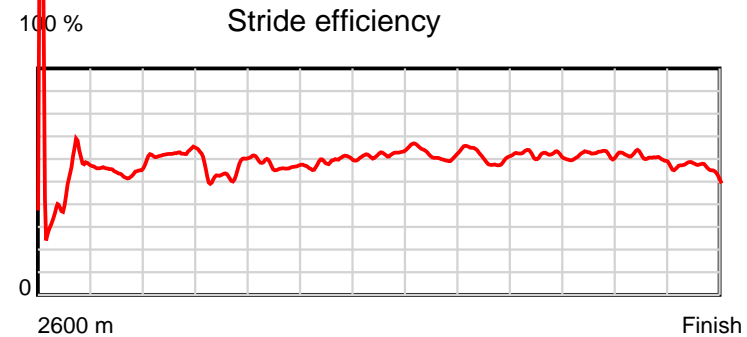
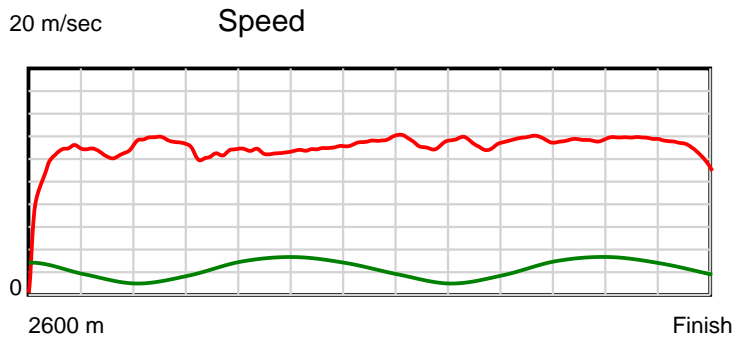
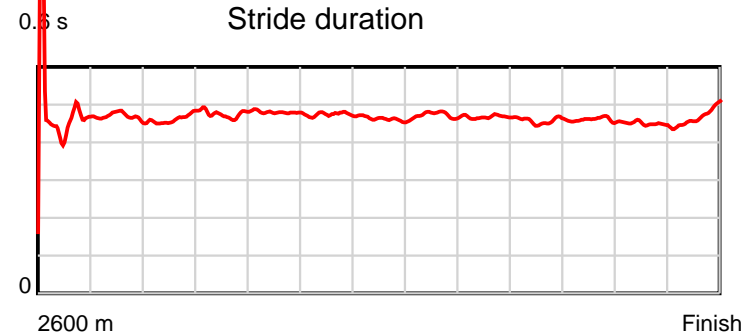
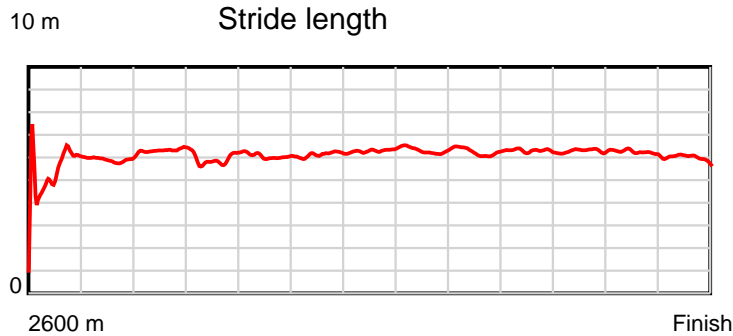
Disclaimer.

HRNZ and NZMTC and Thoroughbred Ratings Pty Ltd accepts no responsibility for the completeness or accuracy of any of the information contained herein, and makes no representations about its suitability for any particular purpose. Users should make their own judgements about those matters and/or seek independent advice. You assume all risks associated with use of the data provided on this page.

Race Results

May 17, 2019, Race 4, MORTLOCK MCCORMACK LAW HANDICAP TROT, Distance 2600m, Addington - Survey 3200m

Result	TAB no.	Horse (Barrier)	2200m to	2000m to	1800m to	1600m to	1400m to	1200m to	1000m to	800m to	600m to	400m to	200m to	Total or	Margin
12th	6	Whatasista (1)	2000m	1800m	1600m	1400m	1200m	1000m	800m	600m	400m	200m	WP	Average	
		Position in running (margin)	11(15.1)	8(7.4)	10(10.2)	10(10.1)	10(10.1)	10(8.5)	9(8.0)	9(7.8)	10(7.8)	11(9.0)	11(9.2)		15.90
		Sectional time (s)	14.41	16.19	15.99	15.59	14.67	15.02	14.83	14.64	14.82	14.96	16.25		
		Cumulative time (s)	167.37	152.96	136.77	120.78	105.19	90.52	75.50	60.67	46.03	31.21	16.25	3:22.11	
		Speed (m/s)	13.88	12.35	12.51	12.83	13.63	13.32	13.49	13.66	13.50	13.37	12.31	12.86	
		Stride length (m)	6.43	5.87	6.00	6.07	6.30	6.29	6.30	6.25	6.21	5.99	5.84	6.04	
		Stride duration (s)	0.463	0.475	0.480	0.473	0.462	0.473	0.467	0.457	0.460	0.448	0.474	0.469	
		Stride efficiency (%)	64.56	53.84	56.24	57.57	62.01	61.91	62.06	60.98	60.24	56.03	53.23	56.99	
		Stride count	31.12	34.07	33.34	32.95	31.75	31.77	31.74	32.02	32.21	33.40	34.27	430.55	



Note: Horizontal distance axis grid lines are 200m furlongs.

Disclaimer.

HRNZ and NZMTC and Thoroughbred Ratings Pty Ltd accepts no responsibility for the completeness or accuracy of any of the information contained herein, and makes no representations about its suitability for any particular purpose. Users should make their own judgements about those matters and/or seek independent advice. You assume all risks associated with use of the data provided on this page.



Race Results



May 17, 2019, Race 4, MORTLOCK MCCORMACK LAW HANDICAP TROT, Distance 2600m, Addington - Survey 3200m

Result	TAB no.	Horse (Barrier)	2600 to	2400m to
13th	13	Theodosia (6)	2400m	2200m
		Position in running (margin)	-	13(20.4)
		Sectional time (s)	20.54	15.55
		Cumulative time (s)	202.95	182.41
		Speed (m/s)	9.74	12.86
		Stride length (m)	5.18	5.84
		Stride duration (s)	0.443	0.454
		Stride efficiency (%)	41.86	53.37
		Stride count	38.64	34.22

Disclaimer.

HRNZ and NZMTC and Thoroughbred Ratings Pty Ltd accepts no responsibility for the completeness or accuracy of any of the information contained herein, and makes no representations about its suitability for any particular purpose. Users should make their own judgements about those matters and/or seek independent advice. You assume all risks associated with use of the data provided on this page.

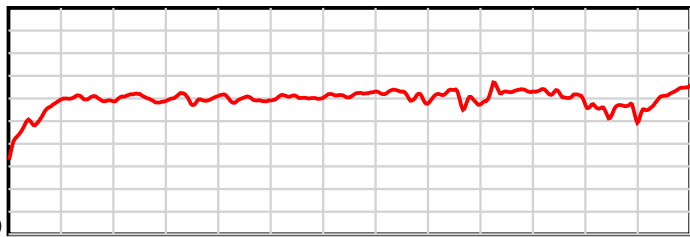
Race Results

May 17, 2019, Race 4, MORTLOCK MCCORMACK LAW HANDICAP TROT, Distance 2600m, Addington - Survey 3200m

Result	TAB no.	Horse (Barrier)	2200m to	2000m to	1800m to	1600m to	1400m to	1200m to	1000m to	800m to	600m to	400m to	200m to	Total or	Margin
13th	13	Theodosia (6)	2000m	1800m	1600m	1400m	1200m	1000m	800m	600m	400m	200m	WP	Average	
		Position in running (margin)	13(21.6)	13(18.3)	13(16.7)	13(16.6)	13(16.5)	13(15.2)	13(16.1)	13(15.8)	13(11.3)	13(13.5)	13(22.9)		20.60
		Sectional time (s)	15.13	15.45	16.00	15.59	14.71	15.26	14.81	13.89	14.99	16.51	14.52		
		Cumulative time (s)	166.86	151.73	136.28	120.28	104.69	89.98	74.72	59.91	46.02	31.03	14.52	3:22.95	
		Speed (m/s)	13.22	12.94	12.50	12.83	13.60	13.11	13.50	14.40	13.34	12.11	13.77	12.81	
		Stride length (m)	6.00	5.97	5.77	5.90	6.17	5.96	5.92	6.34	5.76	5.28	6.24	5.85	
		Stride duration (s)	0.454	0.461	0.462	0.460	0.454	0.455	0.438	0.440	0.432	0.435	0.453	0.457	
		Stride efficiency (%)	56.24	55.63	52.10	54.33	59.56	55.53	54.74	62.74	51.82	43.50	60.84	53.52	
		Stride count	33.34	33.52	34.64	33.92	32.39	33.55	33.79	31.56	34.73	37.91	32.05	444.26	

10 m

Stride length

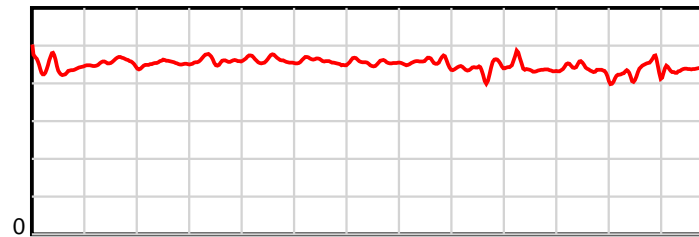


2600 m

Finish

0.6 s

Stride duration

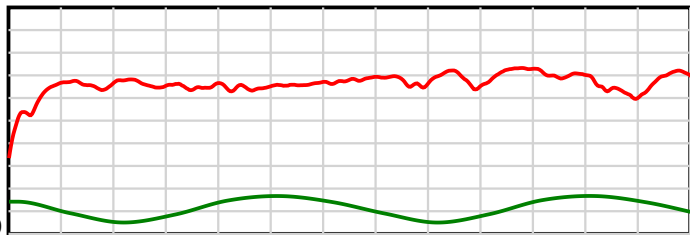


2600 m

Finish

20 m/sec

Speed

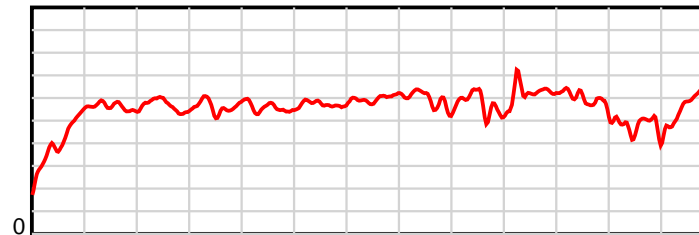


2600 m

Finish

100 %

Stride efficiency



2600 m

Finish

Note: Horizontal distance axis grid lines are 200m furlongs.

Disclaimer.

HRNZ and NZMTC and Thoroughbred Ratings Pty Ltd accepts no responsibility for the completeness or accuracy of any of the information contained herein, and makes no representations about its suitability for any particular purpose. Users should make their own judgements about those matters and/or seek independent advice. You assume all risks associated with use of the data provided on this page.