



Race Results

NZ Metropolitan Trotting Club Inc, HRNZ, May 24, 2019

Compilation date: May 24, 2019, 6:47:51 PM (NZST)

Copyright © 2019 HRNZ and NZMTC. All rights reserved.

Trademarks.

StrideMASTER is a registered trademark of Thoroughbred Ratings Pty Ltd.

Disclaimer.

HRNZ and NZMTC and Thoroughbred Ratings Pty Ltd accepts no responsibility for the completeness or accuracy of any of the information contained herein, and makes no representations about its suitability for any particular purpose. Users should make their own judgements about those matters and/or seek independent advice. You assume all risks associated with use of the data provided on this page.



Race Results



May 24, 2019, Race 2, CHRISTCHURCH CASINO MOBILE PACE, Distance 2600m, Addington - Survey 3200m

Result	TAB no.	Horse (Barrier)	2600 to	2400m to
1st	8	Self Assured (8)	2400m	2200m
		Position in running (margin)	-	9(9.8)
		Sectional time (s)	15.08	15.39
		Cumulative time (s)	193.60	178.52
		Speed (m/s)	13.26	13.00
		Stride length (m)	6.33	6.12
		Stride duration (s)	0.467	0.471
		Stride efficiency (%)	62.61	58.62
		Stride count	31.60	32.65

Disclaimer.

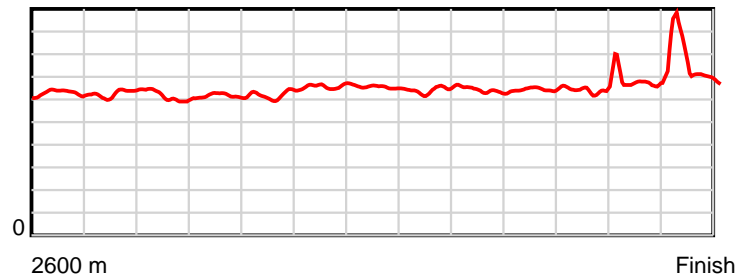
HRNZ and NZMTC and Thoroughbred Ratings Pty Ltd accepts no responsibility for the completeness or accuracy of any of the information contained herein, and makes no representations about its suitability for any particular purpose. Users should make their own judgements about those matters and/or seek independent advice. You assume all risks associated with use of the data provided on this page.

Race Results

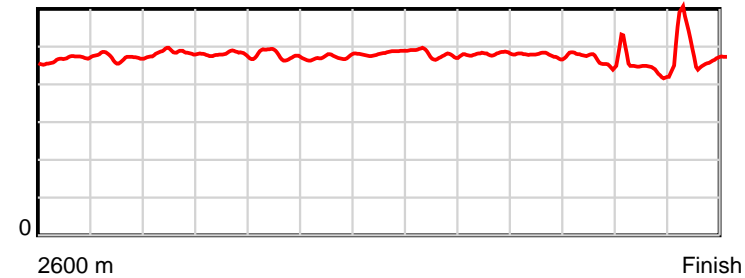
May 24, 2019, Race 2, CHRISTCHURCH CASINO MOBILE PACE, Distance 2600m, Addington - Survey 3200m

Result	TAB no.	Horse (Barrier)	2200m to	2000m to	1800m to	1600m to	1400m to	1200m to	1000m to	800m to	600m to	400m to	200m to	Total or	Margin
1st	8	Self Assured (8)	2000m	1800m	1600m	1400m	1200m	1000m	800m	600m	400m	200m	WP	Average	
		Position in running (margin)	9(10.4)	8(8.2)	8(7.2)	8(7.2)	8(6.9)	7(5.7)	7(5.7)	8(6.5)	8(6.8)	7(6.2)	5(4.1)		0.00
		Sectional time (s)	16.03	15.64	15.57	14.58	14.72	15.14	15.22	14.76	14.78	13.56	13.13		
		Cumulative time (s)	163.13	147.10	131.46	115.89	101.31	86.59	71.45	56.23	41.47	26.69	13.13	3:13.60	
		Speed (m/s)	12.48	12.79	12.85	13.72	13.59	13.21	13.14	13.55	13.53	14.75	15.23	13.43	
		Stride length (m)	6.05	6.13	6.14	6.48	6.57	6.34	6.32	6.48	6.33	6.50	7.05	6.36	
		Stride duration (s)	0.485	0.479	0.478	0.473	0.484	0.480	0.481	0.478	0.468	0.441	0.463	0.474	
		Stride efficiency (%)	57.19	58.72	58.99	65.67	67.50	62.72	62.35	65.55	62.63	66.03	77.63	63.27	
		Stride count	33.06	32.63	32.55	30.85	30.43	31.57	31.66	30.88	31.59	30.77	28.38	408.62	

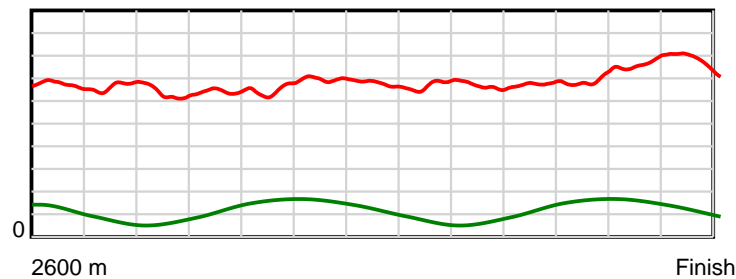
10 m Stride length



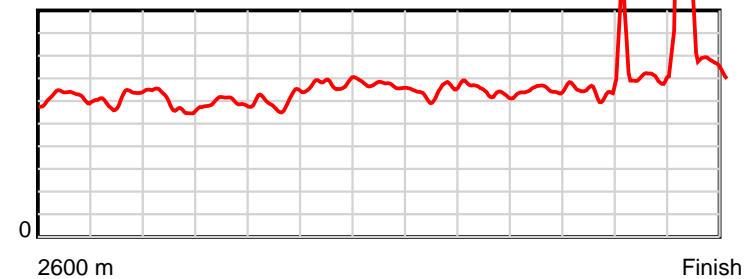
0.6 s Stride duration



20 m/sec Speed



100 % Stride efficiency



Note: Horizontal distance axis grid lines are 200m furlongs.

Disclaimer.

HRNZ and NZMTC and Thoroughbred Ratings Pty Ltd accepts no responsibility for the completeness or accuracy of any of the information contained herein, and makes no representations about its suitability for any particular purpose. Users should make their own judgements about those matters and/or seek independent advice. You assume all risks associated with use of the data provided on this page.



Race Results



May 24, 2019, Race 2, CHRISTCHURCH CASINO MOBILE PACE, Distance 2600m, Addington - Survey 3200m

Result	TAB no.	Horse (Barrier)	2600 to	2400m to
2nd	10	Belmont Major (10)	2400m	2200m
		Position in running (margin)	-	7(8.0)
		Sectional time (s)	14.94	15.10
		Cumulative time (s)	193.70	178.76
		Speed (m/s)	13.39	13.25
		Stride length (m)	6.26	6.04
		Stride duration (s)	0.443	0.456
		Stride efficiency (%)	61.27	56.96
		Stride count	31.94	33.13

Disclaimer.

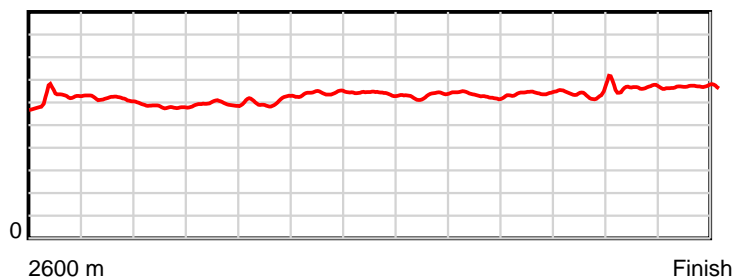
HRNZ and NZMTC and Thoroughbred Ratings Pty Ltd accepts no responsibility for the completeness or accuracy of any of the information contained herein, and makes no representations about its suitability for any particular purpose. Users should make their own judgements about those matters and/or seek independent advice. You assume all risks associated with use of the data provided on this page.

Race Results

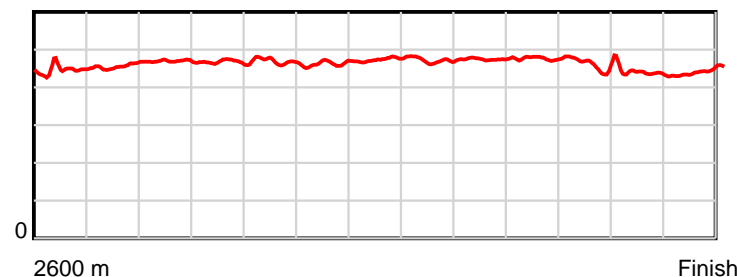
May 24, 2019, Race 2, CHRISTCHURCH CASINO MOBILE PACE, Distance 2600m, Addington - Survey 3200m

Result	TAB no.	Horse (Barrier)	2200m to	2000m to	1800m to	1600m to	1400m to	1200m to	1000m to	800m to	600m to	400m to	200m to	Total or	Margin
2nd	10	Belmont Major (10)	2000m	1800m	1600m	1400m	1200m	1000m	800m	600m	400m	200m	WP	Average	
		Position in running (margin)	6(6.8)	6(6.4)	6(5.3)	6(5.4)	6(5.1)	6(4.0)	6(4.1)	6(5.0)	6(5.2)	6(4.9)	4(3.6)		0.80
		Sectional time (s)	16.33	15.62	15.59	14.58	14.73	15.16	15.25	14.74	14.82	13.70	13.14		
		Cumulative time (s)	163.66	147.33	131.71	116.12	101.54	86.81	71.65	56.40	41.66	26.84	13.14	3:13.70	
		Speed (m/s)	12.25	12.80	12.83	13.72	13.58	13.19	13.11	13.57	13.50	14.60	15.22	13.42	
		Stride length (m)	5.75	5.98	6.03	6.35	6.44	6.23	6.23	6.47	6.20	6.36	6.75	6.23	
		Stride duration (s)	0.469	0.467	0.470	0.463	0.474	0.472	0.475	0.477	0.460	0.436	0.444	0.464	
		Stride efficiency (%)	51.63	55.86	56.81	62.94	64.77	60.58	60.72	65.35	60.08	63.20	71.24	60.60	
		Stride count	34.79	33.45	33.17	31.51	31.06	32.12	32.08	30.93	32.26	31.45	29.62	417.51	

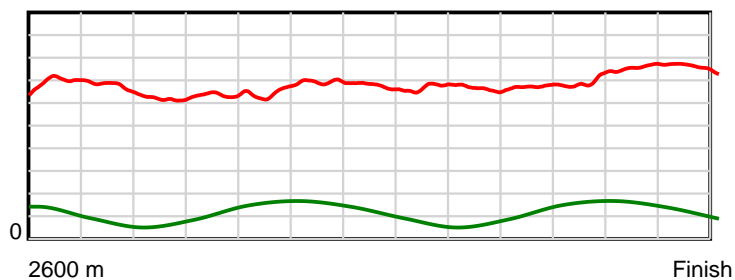
10 m Stride length



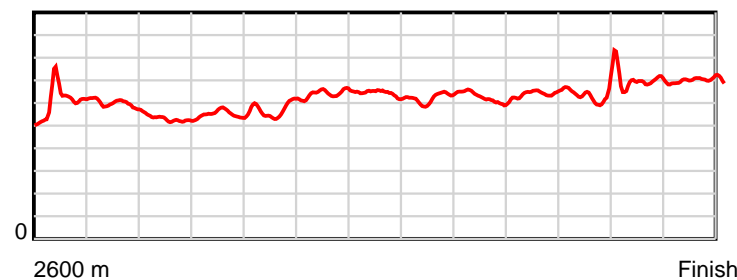
0.6 s Stride duration



20 m/sec Speed



100 % Stride efficiency



Note: Horizontal distance axis grid lines are 200m furlongs.

Disclaimer.

HRNZ and NZMTC and Thoroughbred Ratings Pty Ltd accepts no responsibility for the completeness or accuracy of any of the information contained herein, and makes no representations about its suitability for any particular purpose. Users should make their own judgements about those matters and/or seek independent advice. You assume all risks associated with use of the data provided on this page.



Race Results



May 24, 2019, Race 2, CHRISTCHURCH CASINO MOBILE PACE, Distance 2600m, Addington - Survey 3200m

Result	TAB no.	Horse (Barrier)	2600 to	2400m to
3rd	2	Peraki Lincoln (2)	2400m	2200m
		Position in running (margin)	-	1(0.0)
		Sectional time (s)	13.29	15.30
		Cumulative time (s)	193.78	180.49
		Speed (m/s)	15.05	13.07
		Stride length (m)	6.68	6.30
		Stride duration (s)	0.443	0.482
		Stride efficiency (%)	69.65	61.94
		Stride count	29.96	31.77

Disclaimer.

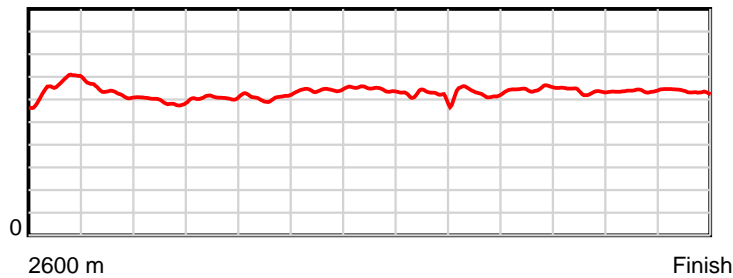
HRNZ and NZMTC and Thoroughbred Ratings Pty Ltd accepts no responsibility for the completeness or accuracy of any of the information contained herein, and makes no representations about its suitability for any particular purpose. Users should make their own judgements about those matters and/or seek independent advice. You assume all risks associated with use of the data provided on this page.

Race Results

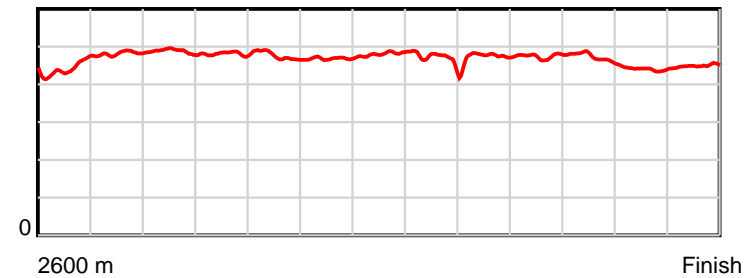
May 24, 2019, Race 2, CHRISTCHURCH CASINO MOBILE PACE, Distance 2600m, Addington - Survey 3200m

Result	TAB no.	Horse (Barrier)	2200m to	2000m to	1800m to	1600m to	1400m to	1200m to	1000m to	800m to	600m to	400m to	200m to	Total or	Margin
3rd	2	Peraki Lincoln (2)	2000m	1800m	1600m	1400m	1200m	1000m	800m	600m	400m	200m	WP	Average	
		Position in running (margin)	1(0.0)	1(0.0)	1(0.0)	1(0.0)	1(0.0)	1(0.0)	1(0.0)	1(0.0)	1(0.0)	1(0.0)	1(0.0)		1.30
		Sectional time (s)	16.40	15.81	15.57	14.62	14.92	15.14	15.10	14.71	14.87	13.91	14.14		
		Cumulative time (s)	165.19	148.79	132.98	117.41	102.79	87.87	72.73	57.63	42.92	28.05	14.14	3:13.78	
		Speed (m/s)	12.20	12.65	12.85	13.68	13.40	13.21	13.25	13.60	13.45	14.38	14.14	13.42	
		Stride length (m)	5.95	6.08	6.12	6.40	6.45	6.15	6.31	6.45	6.35	6.34	6.36	6.30	
		Stride duration (s)	0.487	0.481	0.476	0.468	0.481	0.466	0.477	0.475	0.472	0.441	0.449	0.469	
		Stride efficiency (%)	55.25	57.82	58.49	64.03	64.92	59.10	62.27	65.09	62.99	62.72	63.15	61.95	
		Stride count	33.64	32.88	32.69	31.24	31.03	32.52	31.68	30.99	31.50	31.57	31.46	412.93	

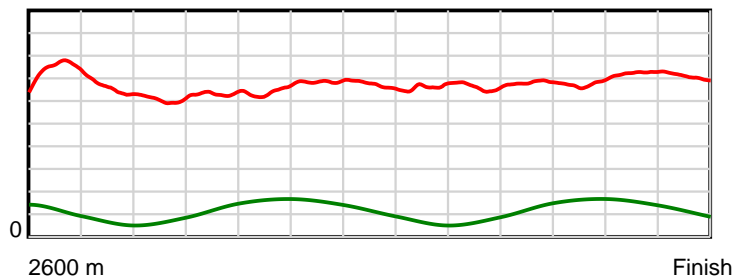
10 m Stride length



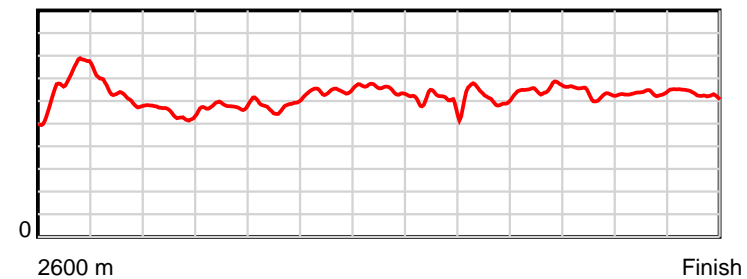
0.6 s Stride duration



20 m/sec Speed



100 % Stride efficiency



Note: Horizontal distance axis grid lines are 200m furlongs.

Disclaimer.

HRNZ and NZMTC and Thoroughbred Ratings Pty Ltd accepts no responsibility for the completeness or accuracy of any of the information contained herein, and makes no representations about its suitability for any particular purpose. Users should make their own judgements about those matters and/or seek independent advice. You assume all risks associated with use of the data provided on this page.



Race Results



May 24, 2019, Race 2, CHRISTCHURCH CASINO MOBILE PACE, Distance 2600m, Addington - Survey 3200m

Result	TAB no.	Horse (Barrier)	2600 to	2400m to
4th	9	Jaffa Josh (9)	2400m	2200m
		Position in running (margin)	-	10(12.3)
		Sectional time (s)	15.33	15.45
		Cumulative time (s)	193.78	178.45
		Speed (m/s)	13.04	12.94
		Stride length (m)	6.42	6.21
		Stride duration (s)	0.472	0.479
		Stride efficiency (%)	64.32	60.17
		Stride count	31.17	32.23

Disclaimer.

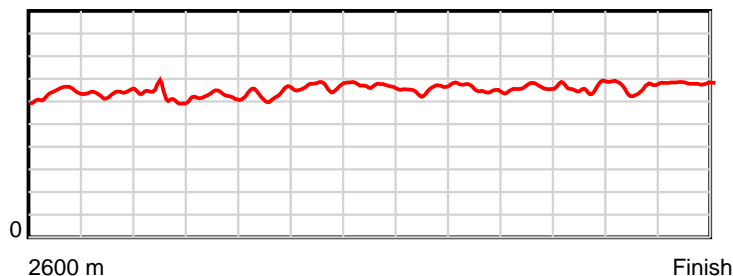
HRNZ and NZMTC and Thoroughbred Ratings Pty Ltd accepts no responsibility for the completeness or accuracy of any of the information contained herein, and makes no representations about its suitability for any particular purpose. Users should make their own judgements about those matters and/or seek independent advice. You assume all risks associated with use of the data provided on this page.

Race Results

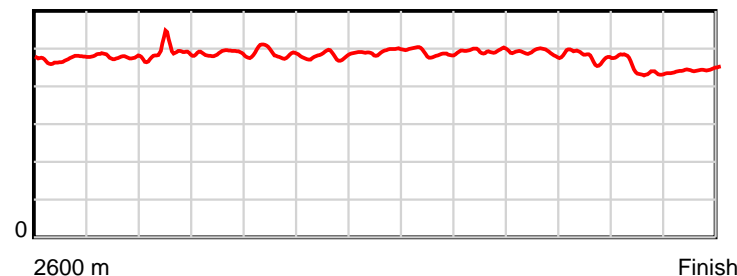
May 24, 2019, Race 2, CHRISTCHURCH CASINO MOBILE PACE, Distance 2600m, Addington - Survey 3200m

Result	TAB no.	Horse (Barrier)	2200m to	2000m to	1800m to	1600m to	1400m to	1200m to	1000m to	800m to	600m to	400m to	200m to	Total or	Margin
4th	9	Jaffa Josh (9)	2000m	1800m	1600m	1400m	1200m	1000m	800m	600m	400m	200m	WP	Average	
		Position in running (margin)	10(13.2)	10(10.2)	10(9.3)	10(9.0)	10(8.8)	10(7.6)	9(7.4)	10(8.3)	10(8.4)	10(7.5)	8(6.8)		2.40
		Sectional time (s)	15.90	15.65	15.52	14.59	14.72	15.11	15.25	14.74	14.72	13.79	13.01		
		Cumulative time (s)	163.00	147.10	131.45	115.93	101.34	86.62	71.51	56.26	41.52	26.80	13.01	3:13.78	
		Speed (m/s)	12.58	12.78	12.89	13.71	13.59	13.24	13.11	13.57	13.59	14.50	15.37	13.42	
		Stride length (m)	6.15	6.23	6.30	6.60	6.69	6.48	6.47	6.65	6.51	6.43	6.85	6.45	
		Stride duration (s)	0.488	0.488	0.489	0.481	0.492	0.489	0.493	0.490	0.479	0.444	0.445	0.481	
		Stride efficiency (%)	59.01	60.63	61.99	67.98	69.96	65.53	65.48	69.10	66.23	64.63	73.23	65.07	
		Stride count	32.55	32.11	31.76	30.32	29.89	30.89	30.90	30.08	30.72	31.10	29.21	402.93	

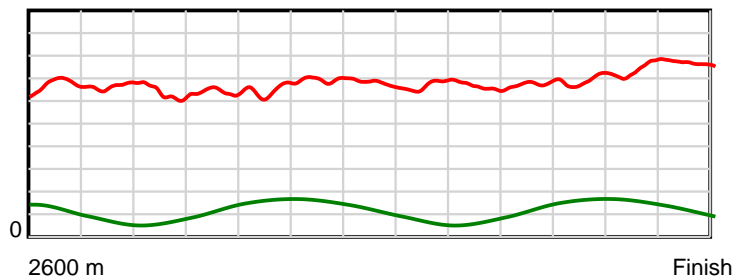
10 m Stride length



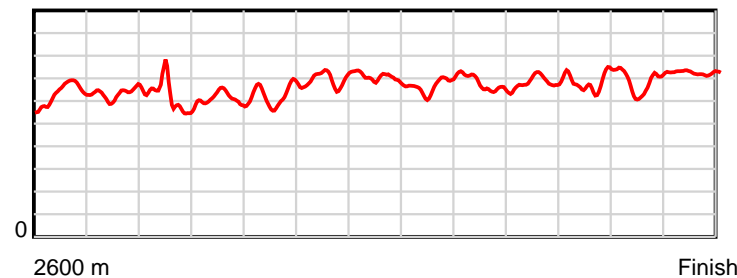
0.6 s Stride duration



20 m/sec Speed



100 % Stride efficiency



Note: Horizontal distance axis grid lines are 200m furlongs.

Disclaimer.

HRNZ and NZMTC and Thoroughbred Ratings Pty Ltd accepts no responsibility for the completeness or accuracy of any of the information contained herein, and makes no representations about its suitability for any particular purpose. Users should make their own judgements about those matters and/or seek independent advice. You assume all risks associated with use of the data provided on this page.



Race Results



May 24, 2019, Race 2, CHRISTCHURCH CASINO MOBILE PACE, Distance 2600m, Addington - Survey 3200m

Result	TAB no.	Horse (Barrier)	2600 to	2400m to
5th	5	Gotta Party Do... (5)	2400m	2200m
		Position in running (margin)	-	3(1.8)
		Sectional time (s)	13.60	15.30
		Cumulative time (s)	193.88	180.28
		Speed (m/s)	14.71	13.07
		Stride length (m)	6.43	6.21
		Stride duration (s)	0.435	0.475
		Stride efficiency (%)	64.71	60.31
		Stride count	31.08	32.19

Disclaimer.

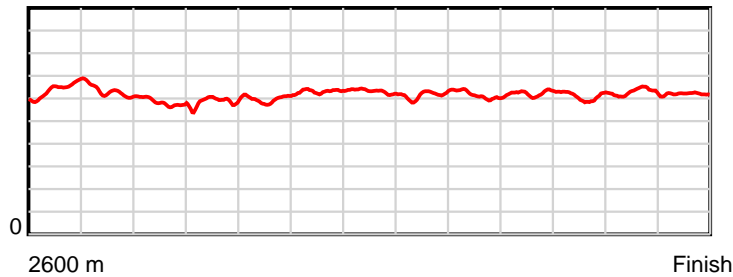
HRNZ and NZMTC and Thoroughbred Ratings Pty Ltd accepts no responsibility for the completeness or accuracy of any of the information contained herein, and makes no representations about its suitability for any particular purpose. Users should make their own judgements about those matters and/or seek independent advice. You assume all risks associated with use of the data provided on this page.

Race Results

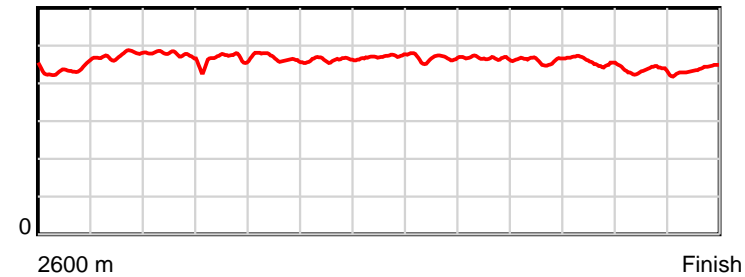
May 24, 2019, Race 2, CHRISTCHURCH CASINO MOBILE PACE, Distance 2600m, Addington - Survey 3200m

Result	TAB no.	Horse (Barrier)	2200m to	2000m to	1800m to	1600m to	1400m to	1200m to	1000m to	800m to	600m to	400m to	200m to	Total or	Margin
5th	5	Gotta Party Do... (5)	2000m	1800m	1600m	1400m	1200m	1000m	800m	600m	400m	200m	WP	Average	
		Position in running (margin)	3(1.7)	3(2.2)	3(2.2)	3(1.9)	3(1.8)	3(1.8)	3(1.7)	3(1.5)	3(1.8)	2(2.0)	2(1.4)		3.00
		Sectional time (s)	16.48	15.80	15.53	14.60	14.92	15.11	15.07	14.76	14.90	13.82	13.99		
		Cumulative time (s)	164.98	148.50	132.70	117.17	102.57	87.65	72.54	57.47	42.71	27.81	13.99	3:13.88	
		Speed (m/s)	12.14	12.66	12.88	13.70	13.40	13.24	13.27	13.55	13.42	14.47	14.30	13.41	
		Stride length (m)	5.79	5.84	6.02	6.32	6.31	6.18	6.18	6.24	6.12	6.27	6.26	6.16	
		Stride duration (s)	0.477	0.461	0.467	0.462	0.471	0.467	0.466	0.461	0.456	0.433	0.438	0.460	
		Stride efficiency (%)	52.36	53.27	56.65	62.48	62.23	59.63	59.73	60.90	58.62	61.45	61.18	59.35	
		Stride count	34.55	34.25	33.22	31.63	31.69	32.38	32.35	32.04	32.65	31.89	31.96	421.88	

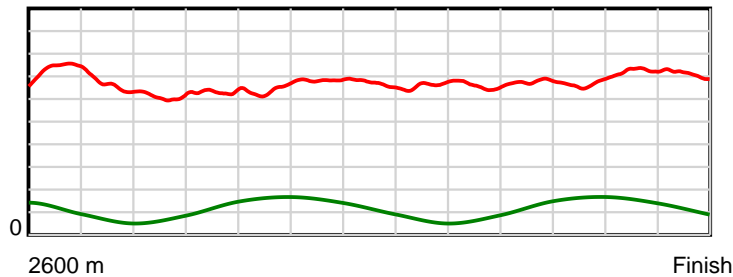
10 m Stride length



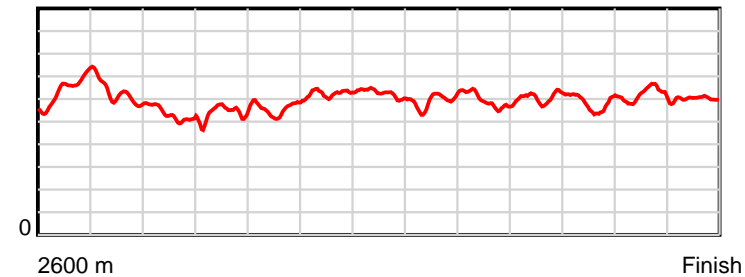
0.6 s Stride duration



20 m/sec Speed



100 % Stride efficiency



Note: Horizontal distance axis grid lines are 200m furlongs.

Disclaimer.

HRNZ and NZMTC and Thoroughbred Ratings Pty Ltd accepts no responsibility for the completeness or accuracy of any of the information contained herein, and makes no representations about its suitability for any particular purpose. Users should make their own judgements about those matters and/or seek independent advice. You assume all risks associated with use of the data provided on this page.



Race Results



May 24, 2019, Race 2, CHRISTCHURCH CASINO MOBILE PACE, Distance 2600m, Addington - Survey 3200m

Result	TAB no.	Horse (Barrier)	2600 to	2400m to
6th	3	Held To Ransom (3)	2400m	2200m
		Position in running (margin)	-	5(5.5)
		Sectional time (s)	14.23	15.16
		Cumulative time (s)	193.87	179.64
		Speed (m/s)	14.06	13.19
		Stride length (m)	6.36	6.14
		Stride duration (s)	0.445	0.465
		Stride efficiency (%)	63.19	58.93
		Stride count	31.45	32.57

Disclaimer.

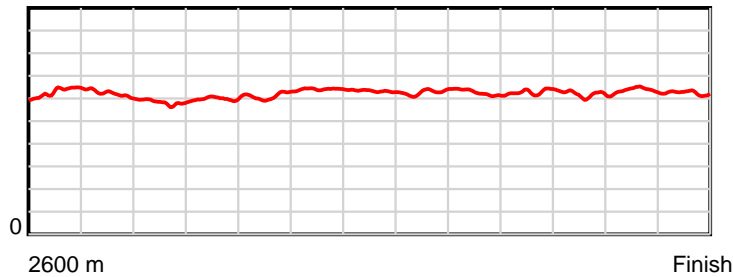
HRNZ and NZMTC and Thoroughbred Ratings Pty Ltd accepts no responsibility for the completeness or accuracy of any of the information contained herein, and makes no representations about its suitability for any particular purpose. Users should make their own judgements about those matters and/or seek independent advice. You assume all risks associated with use of the data provided on this page.

Race Results

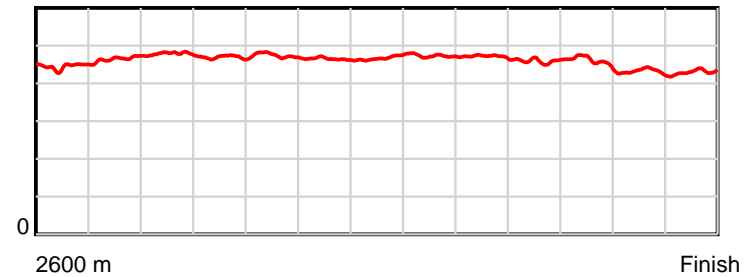
May 24, 2019, Race 2, CHRISTCHURCH CASINO MOBILE PACE, Distance 2600m, Addington - Survey 3200m

Result	TAB no.	Horse (Barrier)	2200m to	2000m to	1800m to	1600m to	1400m to	1200m to	1000m to	800m to	600m to	400m to	200m to	Total or	Margin
6th	3	Held To Ransom (3)	2000m	1800m	1600m	1400m	1200m	1000m	800m	600m	400m	200m	WP	Average	
		Position in running (margin)	5(4.7)	5(4.8)	5(4.6)	5(4.4)	5(4.2)	5(3.6)	5(3.7)	5(3.9)	5(3.7)	3(3.9)	3(2.8)		3.10
		Sectional time (s)	16.41	15.78	15.55	14.57	14.83	15.15	15.14	14.67	14.90	13.73	13.75		
		Cumulative time (s)	164.48	148.07	132.29	116.74	102.17	87.34	72.19	57.05	42.38	27.48	13.75	3:13.87	
		Speed (m/s)	12.19	12.67	12.86	13.73	13.49	13.20	13.21	13.63	13.42	14.57	14.55	13.41	
		Stride length (m)	5.83	5.94	6.10	6.38	6.30	6.24	6.23	6.26	6.17	6.28	6.28	6.19	
		Stride duration (s)	0.478	0.469	0.474	0.465	0.467	0.473	0.471	0.460	0.459	0.431	0.432	0.461	
		Stride efficiency (%)	53.14	55.18	58.16	63.59	62.03	60.86	60.58	61.32	59.44	61.54	61.56	59.85	
		Stride count	34.30	33.66	32.78	31.35	31.74	32.05	32.12	31.93	32.43	31.87	31.87	420.12	

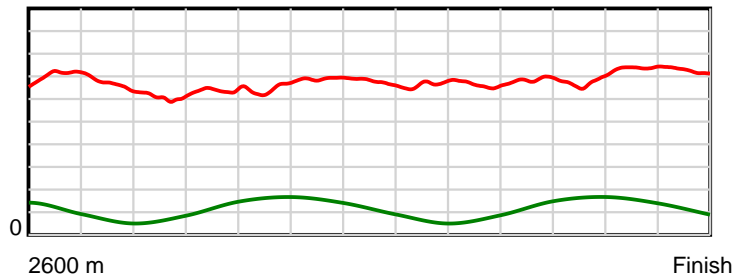
10 m Stride length



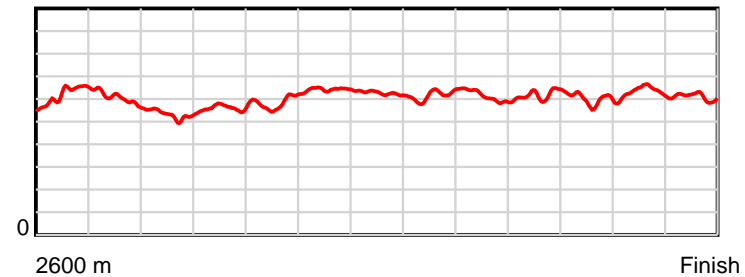
0.6 s Stride duration



20 m/sec Speed



100 % Stride efficiency



Note: Horizontal distance axis grid lines are 200m furlongs.

Disclaimer.

HRNZ and NZMTC and Thoroughbred Ratings Pty Ltd accepts no responsibility for the completeness or accuracy of any of the information contained herein, and makes no representations about its suitability for any particular purpose. Users should make their own judgements about those matters and/or seek independent advice. You assume all risks associated with use of the data provided on this page.



Race Results



May 24, 2019, Race 2, CHRISTCHURCH CASINO MOBILE PACE, Distance 2600m, Addington - Survey 3200m

Result	TAB no.	Horse (Barrier)	2600 to	2400m to
7th	1	I Am Adaline (1)	2400m	2200m
		Position in running (margin)	-	6(7.5)
		Sectional time (s)	14.54	15.23
		Cumulative time (s)	194.48	179.94
		Speed (m/s)	13.75	13.13
		Stride length (m)	6.26	6.26
		Stride duration (s)	0.451	0.477
		Stride efficiency (%)	61.32	61.26
		Stride count	31.93	31.94

Disclaimer.

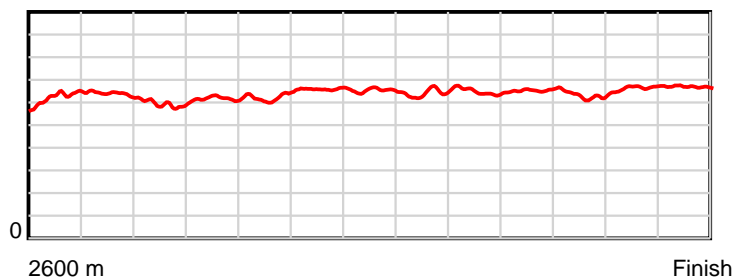
HRNZ and NZMTC and Thoroughbred Ratings Pty Ltd accepts no responsibility for the completeness or accuracy of any of the information contained herein, and makes no representations about its suitability for any particular purpose. Users should make their own judgements about those matters and/or seek independent advice. You assume all risks associated with use of the data provided on this page.

Race Results

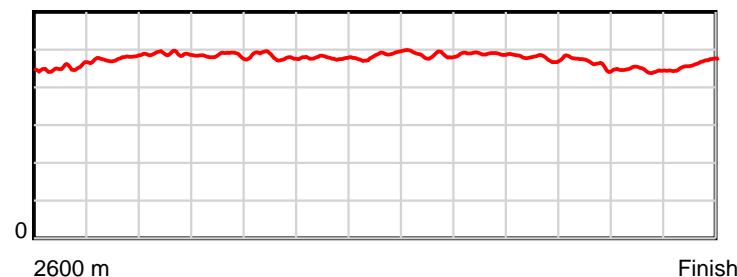
May 24, 2019, Race 2, CHRISTCHURCH CASINO MOBILE PACE, Distance 2600m, Addington - Survey 3200m

Result	TAB no.	Horse (Barrier)	2200m to	2000m to	1800m to	1600m to	1400m to	1200m to	1000m to	800m to	600m to	400m to	200m to	Total or	Margin
7th	1	I Am Adaline (1)	2000m	1800m	1600m	1400m	1200m	1000m	800m	600m	400m	200m	WP	Average	
		Position in running (margin)	7(7.1)	7(7.2)	7(6.9)	7(6.9)	7(6.4)	8(6.0)	8(6.9)	7(6.4)	7(5.9)	8(6.9)	6(5.0)		5.50
		Sectional time (s)	16.42	15.75	15.58	14.53	14.86	15.30	15.01	14.62	15.03	13.60	14.01		
		Cumulative time (s)	164.71	148.29	132.54	116.96	102.43	87.57	72.27	57.26	42.64	27.61	14.01	3:14.48	
		Speed (m/s)	12.18	12.70	12.84	13.76	13.46	13.07	13.32	13.68	13.31	14.71	14.28	13.37	
		Stride length (m)	5.96	6.15	6.19	6.58	6.52	6.35	6.52	6.53	6.19	6.56	6.61	6.36	
		Stride duration (s)	0.489	0.485	0.482	0.478	0.485	0.486	0.490	0.477	0.465	0.446	0.463	0.475	
		Stride efficiency (%)	55.42	59.20	59.79	67.72	66.52	63.10	66.44	66.65	59.81	67.28	68.32	63.11	
		Stride count	33.58	32.49	32.33	30.38	30.65	31.47	30.67	30.62	32.33	30.48	30.25	409.12	

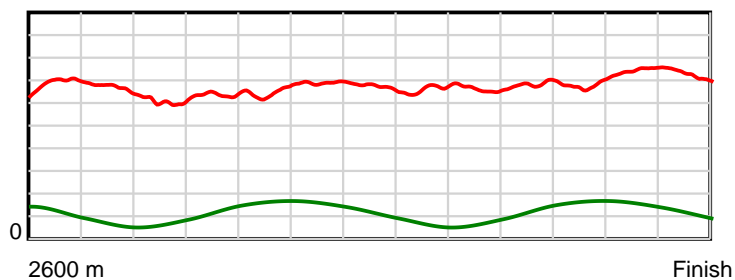
10 m Stride length



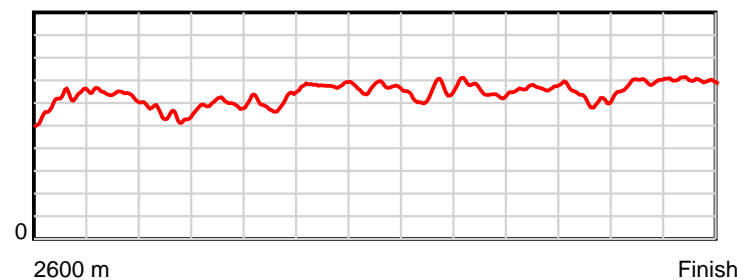
0.6 s Stride duration



20 m/sec Speed



100 % Stride efficiency



Note: Horizontal distance axis grid lines are 200m furlongs.

Disclaimer.

HRNZ and NZMTC and Thoroughbred Ratings Pty Ltd accepts no responsibility for the completeness or accuracy of any of the information contained herein, and makes no representations about its suitability for any particular purpose. Users should make their own judgements about those matters and/or seek independent advice. You assume all risks associated with use of the data provided on this page.



Race Results



May 24, 2019, Race 2, CHRISTCHURCH CASINO MOBILE PACE, Distance 2600m, Addington - Survey 3200m

Result	TAB no.	Horse (Barrier)	2600 to	2400m to
8th	7	Proactor (7)	2400m	2200m
		Position in running (margin)	-	4(2.6)
		Sectional time (s)	13.73	15.55
		Cumulative time (s)	194.72	180.99
		Speed (m/s)	14.57	12.86
		Stride length (m)	6.48	6.11
		Stride duration (s)	0.445	0.475
		Stride efficiency (%)	65.59	58.34
		Stride count	30.87	32.73

Disclaimer.

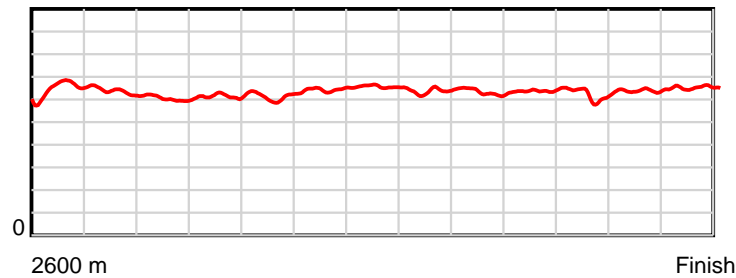
HRNZ and NZMTC and Thoroughbred Ratings Pty Ltd accepts no responsibility for the completeness or accuracy of any of the information contained herein, and makes no representations about its suitability for any particular purpose. Users should make their own judgements about those matters and/or seek independent advice. You assume all risks associated with use of the data provided on this page.

Race Results

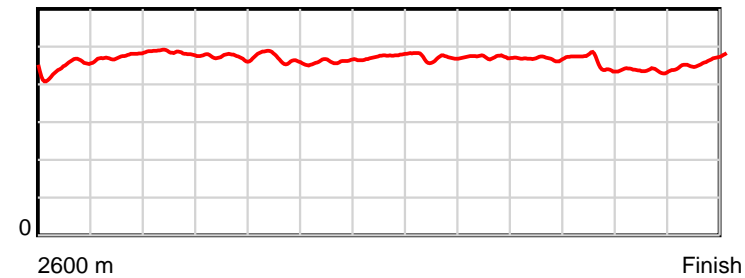
May 24, 2019, Race 2, CHRISTCHURCH CASINO MOBILE PACE, Distance 2600m, Addington - Survey 3200m

Result	TAB no.	Horse (Barrier)	2200m to	2000m to	1800m to	1600m to	1400m to	1200m to	1000m to	800m to	600m to	400m to	200m to	Total or	Margin
8th	7	Proactor (7)	2000m	1800m	1600m	1400m	1200m	1000m	800m	600m	400m	200m	WP	Average	
		Position in running (margin)	4(4.1)	4(4.2)	4(3.0)	4(3.6)	4(3.3)	4(1.9)	4(2.4)	4(2.9)	4(3.2)	4(4.5)	7(5.0)		7.40
		Sectional time (s)	16.40	15.61	15.67	14.58	14.69	15.21	15.19	14.76	15.10	14.00	14.23		
		Cumulative time (s)	165.44	149.04	133.43	117.76	103.18	88.49	73.28	58.09	43.33	28.23	14.23	3:14.72	
		Speed (m/s)	12.20	12.81	12.76	13.72	13.61	13.15	13.17	13.55	13.25	14.29	14.05	13.35	
		Stride length (m)	5.91	6.06	5.99	6.32	6.47	6.19	6.22	6.35	6.05	6.24	6.51	6.22	
		Stride duration (s)	0.484	0.473	0.470	0.461	0.475	0.471	0.473	0.469	0.456	0.437	0.463	0.466	
		Stride efficiency (%)	54.51	57.36	56.15	62.34	65.43	59.80	60.52	63.05	57.11	60.92	66.22	60.40	
		Stride count	33.86	33.01	33.37	31.67	30.91	32.33	32.14	31.49	33.08	32.03	30.72	418.21	

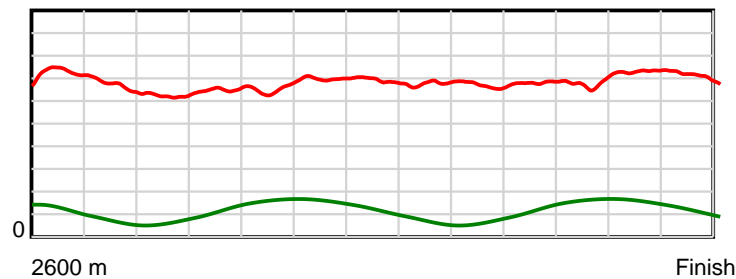
10 m Stride length



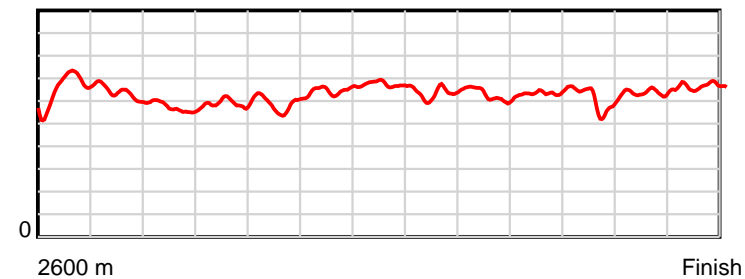
0.6 s Stride duration



20 m/sec Speed



100 % Stride efficiency



Note: Horizontal distance axis grid lines are 200m furlongs.

Disclaimer.

HRNZ and NZMTC and Thoroughbred Ratings Pty Ltd accepts no responsibility for the completeness or accuracy of any of the information contained herein, and makes no representations about its suitability for any particular purpose. Users should make their own judgements about those matters and/or seek independent advice. You assume all risks associated with use of the data provided on this page.



Race Results



May 24, 2019, Race 2, CHRISTCHURCH CASINO MOBILE PACE, Distance 2600m, Addington - Survey 3200m

Result	TAB no.	Horse (Barrier)	2600 to	2400m to
9th	6	Beaudiene Over... (6)	2400m	2200m
		Position in running (margin)	-	2(0.5)
		Sectional time (s)	13.35	15.38
		Cumulative time (s)	197.67	184.32
		Speed (m/s)	14.98	13.00
		Stride length (m)	6.23	5.92
		Stride duration (s)	0.417	0.455
		Stride efficiency (%)	60.72	54.78
		Stride count	32.08	33.78

Disclaimer.

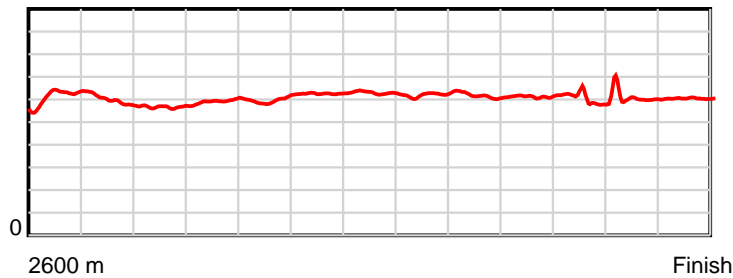
HRNZ and NZMTC and Thoroughbred Ratings Pty Ltd accepts no responsibility for the completeness or accuracy of any of the information contained herein, and makes no representations about its suitability for any particular purpose. Users should make their own judgements about those matters and/or seek independent advice. You assume all risks associated with use of the data provided on this page.

Race Results

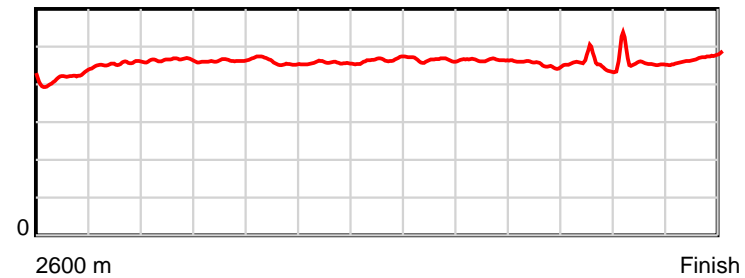
May 24, 2019, Race 2, CHRISTCHURCH CASINO MOBILE PACE, Distance 2600m, Addington - Survey 3200m

Result	TAB no.	Horse (Barrier)	2200m to	2000m to	1800m to	1600m to	1400m to	1200m to	1000m to	800m to	600m to	400m to	200m to	Total or	Margin
9th	6	Beaudiene Over... (6)	2000m	1800m	1600m	1400m	1200m	1000m	800m	600m	400m	200m	WP	Average	
		Position in running (margin)	2(0.9)	2(1.3)	2(0.2)	2(0.2)	2(0.9)	2(0.4)	2(0.1)	2(0.7)	2(1.5)	5(4.6)	9(13.6)		23.00
		Sectional time (s)	16.45	15.63	15.58	14.74	14.83	15.10	15.19	14.85	15.39	15.42	15.76		
		Cumulative time (s)	168.94	152.49	136.86	121.28	106.54	91.71	76.61	61.42	46.57	31.18	15.76	3:17.67	
		Speed (m/s)	12.16	12.80	12.84	13.57	13.49	13.25	13.17	13.47	13.00	12.97	12.69	13.15	
		Stride length (m)	5.65	5.92	5.91	6.20	6.28	6.16	6.11	6.10	5.92	5.95	5.98	6.02	
		Stride duration (s)	0.465	0.462	0.460	0.457	0.466	0.465	0.464	0.453	0.455	0.459	0.471	0.458	
		Stride efficiency (%)	49.89	54.68	54.51	60.05	61.61	59.22	58.35	58.13	54.73	55.41	55.92	56.64	
		Stride count	35.40	33.81	33.86	32.26	31.85	32.49	32.73	32.79	33.80	33.59	33.43	431.87	

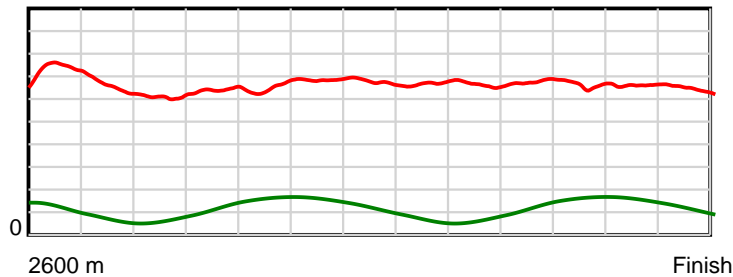
10 m Stride length



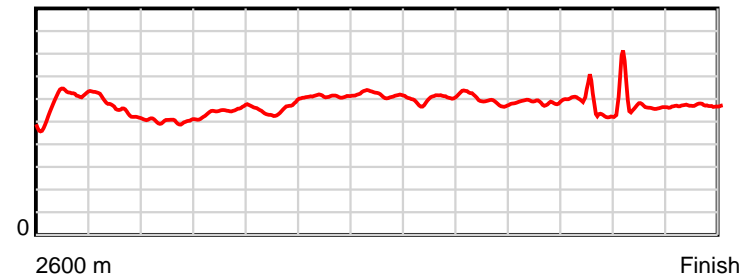
0.6 s Stride duration



20 m/sec Speed



100 % Stride efficiency



Note: Horizontal distance axis grid lines are 200m furlongs.

Disclaimer.

HRNZ and NZMTC and Thoroughbred Ratings Pty Ltd accepts no responsibility for the completeness or accuracy of any of the information contained herein, and makes no representations about its suitability for any particular purpose. Users should make their own judgements about those matters and/or seek independent advice. You assume all risks associated with use of the data provided on this page.



Race Results



May 24, 2019, Race 2, CHRISTCHURCH CASINO MOBILE PACE, Distance 2600m, Addington - Survey 3200m

Result	TAB no.	Horse (Barrier)	2600 to	2400m to
10th	4	Theresa May (4)	2400m	2200m
		Position in running (margin)	-	8(8.1)
		Sectional time (s)	14.66	15.46
		Cumulative time (s)	197.95	183.29
		Speed (m/s)	13.64	12.94
		Stride length (m)	6.29	5.85
		Stride duration (s)	0.455	0.452
		Stride efficiency (%)	61.86	53.49
		Stride count	31.79	34.18

Disclaimer.

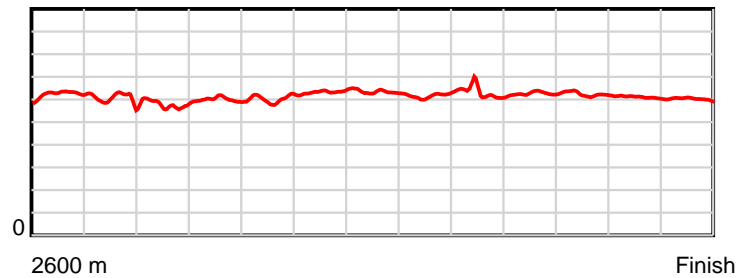
HRNZ and NZMTC and Thoroughbred Ratings Pty Ltd accepts no responsibility for the completeness or accuracy of any of the information contained herein, and makes no representations about its suitability for any particular purpose. Users should make their own judgements about those matters and/or seek independent advice. You assume all risks associated with use of the data provided on this page.

Race Results

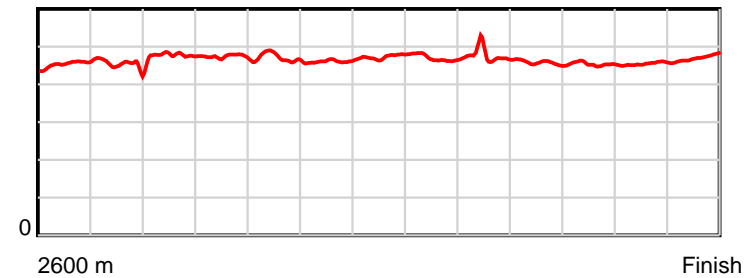
May 24, 2019, Race 2, CHRISTCHURCH CASINO MOBILE PACE, Distance 2600m, Addington - Survey 3200m

Result	TAB no.	Horse (Barrier)	2200m to	2000m to	1800m to	1600m to	1400m to	1200m to	1000m to	800m to	600m to	400m to	200m to	Total or	Margin
10th	4	Theresa May (4)	2000m	1800m	1600m	1400m	1200m	1000m	800m	600m	400m	200m	WP	Average	
		Position in running (margin)	8(9.1)	9(9.1)	9(8.9)	9(8.4)	9(7.8)	9(7.3)	10(7.6)	9(8.0)	9(8.0)	9(7.2)	10(14.4)		25.10
		Sectional time (s)	16.39	15.78	15.48	14.52	14.84	15.19	15.17	14.71	14.73	15.11	15.91		
		Cumulative time (s)	167.83	151.44	135.66	120.18	105.66	90.82	75.63	60.46	45.75	31.02	15.91	3:17.95	
		Speed (m/s)	12.20	12.67	12.92	13.77	13.48	13.17	13.18	13.60	13.58	13.24	12.57	13.13	
		Stride length (m)	5.83	6.00	6.08	6.35	6.38	6.18	6.24	6.21	6.17	6.02	5.93	6.11	
		Stride duration (s)	0.478	0.474	0.470	0.461	0.473	0.469	0.474	0.457	0.454	0.455	0.471	0.465	
		Stride efficiency (%)	53.08	56.27	57.70	63.02	63.54	59.70	60.93	60.33	59.40	56.59	54.89	58.38	
		Stride count	34.32	33.33	32.91	31.49	31.37	32.36	32.03	32.19	32.44	33.23	33.75	425.39	

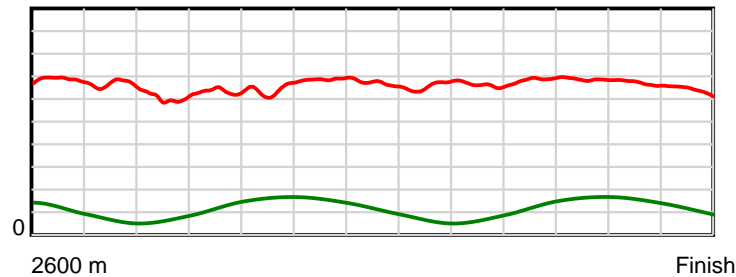
10 m Stride length



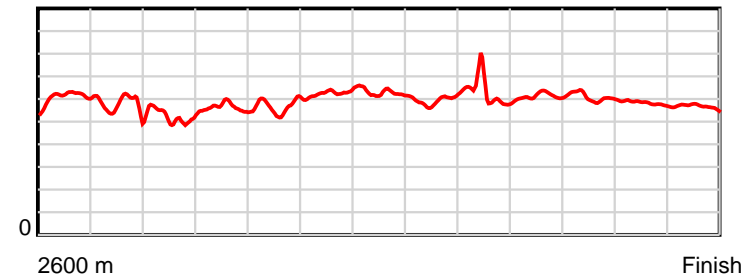
0.6 s Stride duration



20 m/sec Speed



100 % Stride efficiency



Note: Horizontal distance axis grid lines are 200m furlongs.

Disclaimer.

HRNZ and NZMTC and Thoroughbred Ratings Pty Ltd accepts no responsibility for the completeness or accuracy of any of the information contained herein, and makes no representations about its suitability for any particular purpose. Users should make their own judgements about those matters and/or seek independent advice. You assume all risks associated with use of the data provided on this page.