



Race Results

NZ Metropolitan Trotting Club Inc, HRNZ, May 24, 2019

Compilation date: May 24, 2019, 7:07:43 PM (NZST)

Copyright © 2019 HRNZ and NZMTC. All rights reserved.

Trademarks.

StrideMASTER is a registered trademark of Thoroughbred Ratings Pty Ltd.

Disclaimer.

HRNZ and NZMTC and Thoroughbred Ratings Pty Ltd accepts no responsibility for the completeness or accuracy of any of the information contained herein, and makes no representations about its suitability for any particular purpose. Users should make their own judgements about those matters and/or seek independent advice. You assume all risks associated with use of the data provided on this page.



Race Results



May 24, 2019, Race 4, COUPLAND'S BAKERIES MOBILE PACE, Distance 2600m, Addington - Survey 3200m

Result	TAB no.	Horse (Barrier)	2600 to	2400m to
1st	3	B Mac C (3)	2400m	2200m
		Position in running (margin)	-	5(4.1)
		Sectional time (s)	13.18	14.43
		Cumulative time (s)	191.65	178.47
		Speed (m/s)	15.18	13.86
		Stride length (m)	5.94	5.83
		Stride duration (s)	0.392	0.421
		Stride efficiency (%)	55.16	53.18
		Stride count	33.66	34.28

Disclaimer.

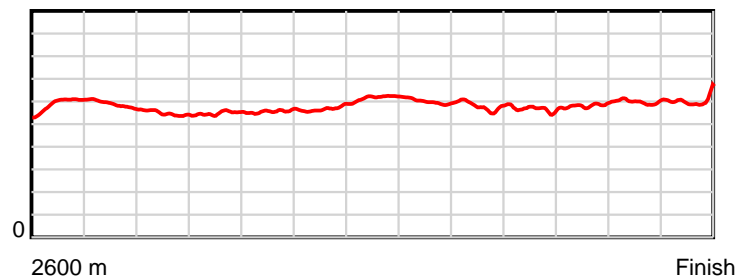
HRNZ and NZMTC and Thoroughbred Ratings Pty Ltd accepts no responsibility for the completeness or accuracy of any of the information contained herein, and makes no representations about its suitability for any particular purpose. Users should make their own judgements about those matters and/or seek independent advice. You assume all risks associated with use of the data provided on this page.

Race Results

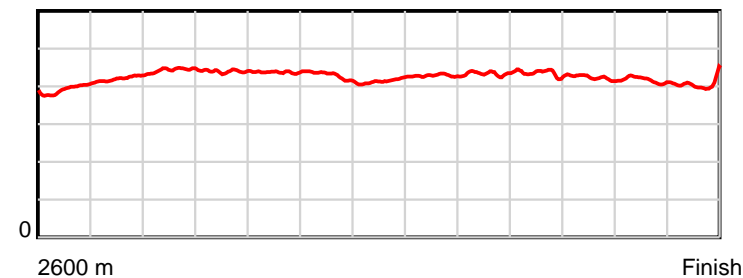
May 24, 2019, Race 4, COUPLAND'S BAKERIES MOBILE PACE, Distance 2600m, Addington - Survey 3200m

Result	TAB no.	Horse (Barrier)	2200m to	2000m to	1800m to	1600m to	1400m to	1200m to	1000m to	800m to	600m to	400m to	200m to	Total or	Margin
1st	3	B Mac C (3)	2000m	1800m	1600m	1400m	1200m	1000m	800m	600m	400m	200m	WP	Average	
		Position in running (margin)	4(5.6)	4(6.8)	4(6.0)	5(5.3)	7(5.8)	7(6.1)	7(5.7)	8(7.4)	11(7.0)	12(6.5)	7(5.5)		0.00
		Sectional time (s)	16.10	16.07	15.79	15.38	13.52	14.43	14.81	15.37	14.75	14.29	13.53		
		Cumulative time (s)	164.04	147.94	131.87	116.08	100.70	87.18	72.75	57.94	42.57	27.82	13.53	3:11.65	
		Speed (m/s)	12.42	12.45	12.67	13.00	14.79	13.86	13.50	13.01	13.56	14.00	14.78	13.57	
		Stride length (m)	5.51	5.47	5.54	5.58	6.13	5.94	5.86	5.66	5.74	5.83	6.00	5.77	
		Stride duration (s)	0.444	0.440	0.437	0.430	0.414	0.428	0.434	0.435	0.423	0.417	0.406	0.425	
		Stride efficiency (%)	47.47	46.83	47.95	48.74	58.66	55.09	53.59	50.08	51.49	53.15	56.32	51.95	
		Stride count	36.29	36.54	36.11	35.81	32.64	33.69	34.15	35.33	34.84	34.29	33.32	450.95	

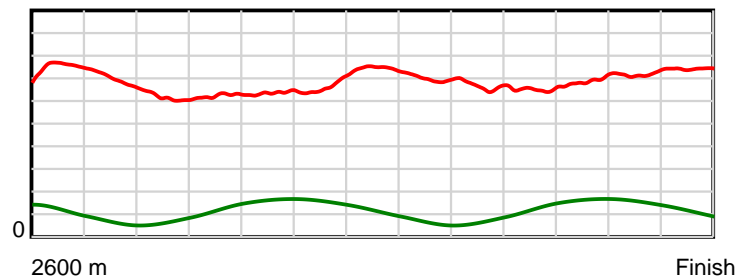
10 m Stride length



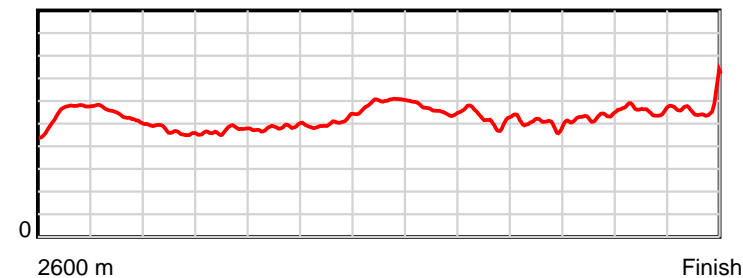
0.6 s Stride duration



20 m/sec Speed



100 % Stride efficiency



Note: Horizontal distance axis grid lines are 200m furlongs.

Disclaimer.

HRNZ and NZMTC and Thoroughbred Ratings Pty Ltd accepts no responsibility for the completeness or accuracy of any of the information contained herein, and makes no representations about its suitability for any particular purpose. Users should make their own judgements about those matters and/or seek independent advice. You assume all risks associated with use of the data provided on this page.



Race Results



May 24, 2019, Race 4, COUPLAND'S BAKERIES MOBILE PACE, Distance 2600m, Addington - Survey 3200m

Result	TAB no.	Horse (Barrier)	2600 to	2400m to
2nd	8	Dan Fernando (8)	2400m	2200m
		Position in running (margin)	-	7(7.0)
		Sectional time (s)	13.59	14.96
		Cumulative time (s)	191.70	178.11
		Speed (m/s)	14.72	13.37
		Stride length (m)	6.53	6.26
		Stride duration (s)	0.448	0.468
		Stride efficiency (%)	66.57	61.28
		Stride count	30.64	31.94

Disclaimer.

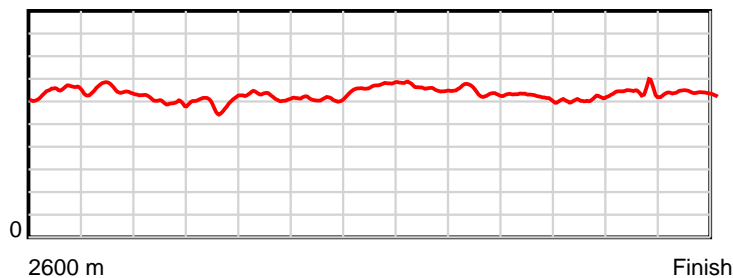
HRNZ and NZMTC and Thoroughbred Ratings Pty Ltd accepts no responsibility for the completeness or accuracy of any of the information contained herein, and makes no representations about its suitability for any particular purpose. Users should make their own judgements about those matters and/or seek independent advice. You assume all risks associated with use of the data provided on this page.

Race Results

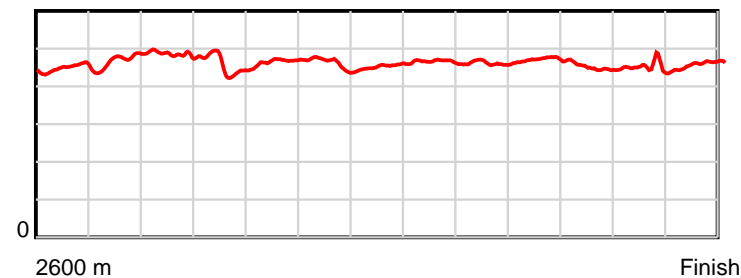
May 24, 2019, Race 4, COUPLAND'S BAKERIES MOBILE PACE, Distance 2600m, Addington - Survey 3200m

Result	TAB no.	Horse (Barrier)	2200m to	2000m to	1800m to	1600m to	1400m to	1200m to	1000m to	800m to	600m to	400m to	200m to	Total or	Margin
2nd	8	Dan Fernando (8)	2000m	1800m	1600m	1400m	1200m	1000m	800m	600m	400m	200m	WP	Average	
		Position in running (margin)	7(11.7)	8(13.4)	6(7.6)	4(4.3)	4(3.9)	4(4.1)	4(3.4)	2(1.8)	2(0.4)	2(2.0)	2(1.3)		0.30
		Sectional time (s)	16.18	15.24	15.36	15.22	13.51	14.39	14.24	15.21	15.10	14.35	14.35		
		Cumulative time (s)	163.15	146.97	131.73	116.37	101.15	87.64	73.25	59.01	43.80	28.70	14.35	3:11.70	
		Speed (m/s)	12.36	13.12	13.02	13.14	14.80	13.90	14.04	13.15	13.25	13.94	13.94	13.56	
		Stride length (m)	6.01	5.99	6.07	6.04	6.72	6.49	6.48	6.20	5.95	6.26	6.40	6.25	
		Stride duration (s)	0.486	0.457	0.466	0.460	0.454	0.467	0.462	0.471	0.449	0.449	0.459	0.461	
		Stride efficiency (%)	56.37	56.12	57.60	57.00	70.47	65.75	65.62	59.98	55.37	61.21	63.93	61.08	
		Stride count	33.30	33.37	32.94	33.11	29.78	30.83	30.86	32.28	33.60	31.96	31.27	415.88	

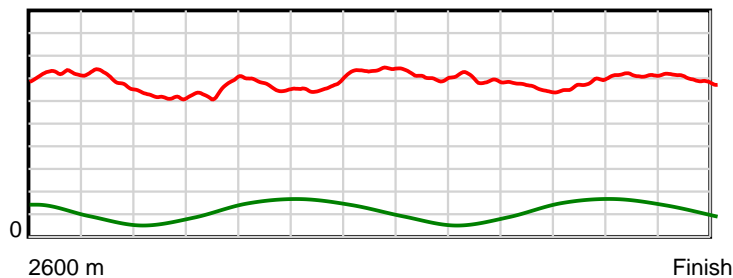
10 m Stride length



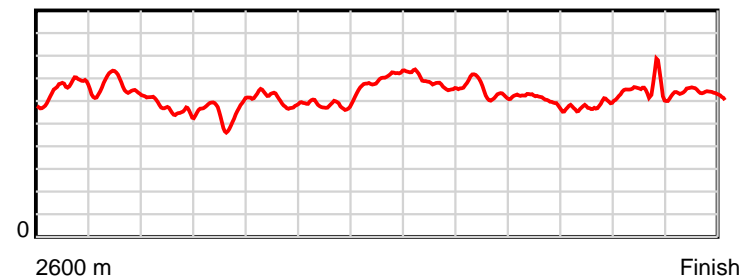
0.6 s Stride duration



20 m/sec Speed



100 % Stride efficiency



Note: Horizontal distance axis grid lines are 200m furlongs.

Disclaimer.

HRNZ and NZMTC and Thoroughbred Ratings Pty Ltd accepts no responsibility for the completeness or accuracy of any of the information contained herein, and makes no representations about its suitability for any particular purpose. Users should make their own judgements about those matters and/or seek independent advice. You assume all risks associated with use of the data provided on this page.



Race Results



May 24, 2019, Race 4, COUPLAND'S BAKERIES MOBILE PACE, Distance 2600m, Addington - Survey 3200m

Result	TAB no.	Horse (Barrier)	2600 to	2400m to
3rd	12	Burlington (12)	2400m	2200m
		Position in running (margin)	-	6(5.8)
		Sectional time (s)	13.63	14.69
		Cumulative time (s)	191.74	178.11
		Speed (m/s)	14.68	13.61
		Stride length (m)	6.69	6.41
		Stride duration (s)	0.439	0.471
		Stride efficiency (%)	69.88	64.28
		Stride count	29.91	31.18

Disclaimer.

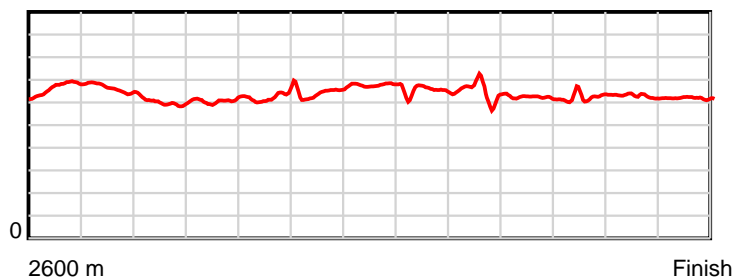
HRNZ and NZMTC and Thoroughbred Ratings Pty Ltd accepts no responsibility for the completeness or accuracy of any of the information contained herein, and makes no representations about its suitability for any particular purpose. Users should make their own judgements about those matters and/or seek independent advice. You assume all risks associated with use of the data provided on this page.

Race Results

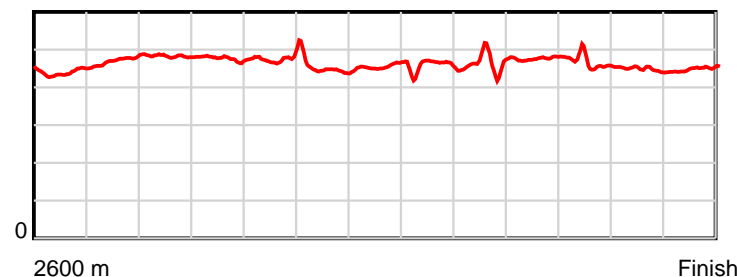
May 24, 2019, Race 4, COUPLAND'S BAKERIES MOBILE PACE, Distance 2600m, Addington - Survey 3200m

Result	TAB no.	Horse (Barrier)	2200m to	2000m to	1800m to	1600m to	1400m to	1200m to	1000m to	800m to	600m to	400m to	200m to	Total or	Margin
3rd	12	Burlington (12)	2000m	1800m	1600m	1400m	1200m	1000m	800m	600m	400m	200m	WP	Average	
		Position in running (margin)	6(8.9)	7(10.9)	8(8.7)	7(6.8)	2(1.1)	2(0.4)	1(0.0)	1(0.0)	1(0.0)	1(0.0)	1(0.0)		0.50
		Sectional time (s)	16.22	15.85	15.59	14.34	13.37	14.44	14.52	15.44	14.84	14.45	14.36		
		Cumulative time (s)	163.42	147.20	131.35	115.76	101.42	88.05	73.61	59.09	43.65	28.81	14.36	3:11.74	
		Speed (m/s)	12.33	12.62	12.83	13.95	14.96	13.85	13.77	12.95	13.48	13.84	13.93	13.56	
		Stride length (m)	5.94	6.01	6.11	6.24	6.84	6.30	6.37	6.16	6.24	6.16	6.25	6.28	
		Stride duration (s)	0.482	0.476	0.476	0.447	0.457	0.455	0.462	0.476	0.463	0.445	0.449	0.463	
		Stride efficiency (%)	55.21	56.37	58.32	60.83	73.00	62.06	63.37	59.36	60.81	59.36	61.07	61.57	
		Stride count	33.65	33.30	32.74	32.06	29.26	31.74	31.41	32.45	32.06	32.45	31.99	414.20	

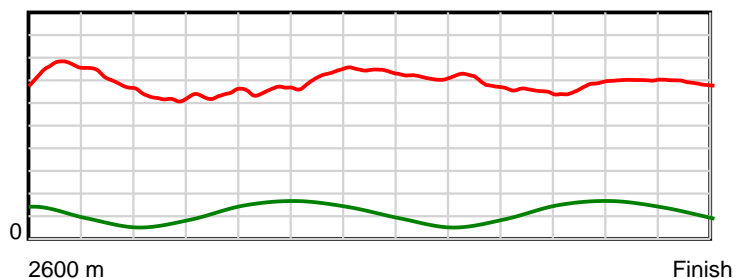
10 m Stride length



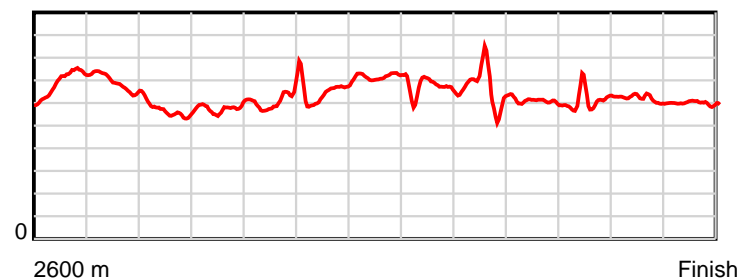
0.6 s Stride duration



20 m/sec Speed



100 % Stride efficiency



Note: Horizontal distance axis grid lines are 200m furlongs.

Disclaimer.

HRNZ and NZMTC and Thoroughbred Ratings Pty Ltd accepts no responsibility for the completeness or accuracy of any of the information contained herein, and makes no representations about its suitability for any particular purpose. Users should make their own judgements about those matters and/or seek independent advice. You assume all risks associated with use of the data provided on this page.



Race Results



May 24, 2019, Race 4, COUPLAND'S BAKERIES MOBILE PACE, Distance 2600m, Addington - Survey 3200m

Result	TAB no.	Horse (Barrier)	2600 to 2400m	2400m to 2200m
4th	4	Cheezeel (4)		
		Position in running (margin)	-	3(1.2)
		Sectional time (s)	12.96	14.42
		Cumulative time (s)	192.02	179.06
		Speed (m/s)	15.44	13.87
		Stride length (m)	6.31	6.13
		Stride duration (s)	0.402	0.442
		Stride efficiency (%)	62.23	58.78
		Stride count	31.69	32.61

Disclaimer.

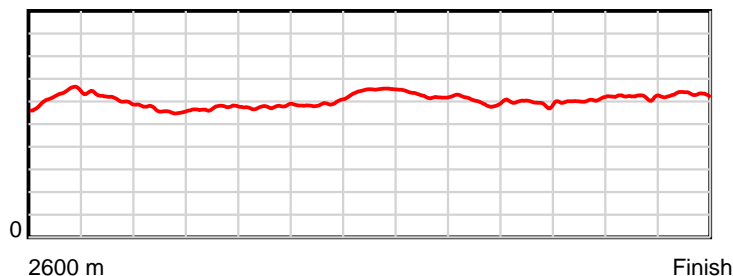
HRNZ and NZMTC and Thoroughbred Ratings Pty Ltd accepts no responsibility for the completeness or accuracy of any of the information contained herein, and makes no representations about its suitability for any particular purpose. Users should make their own judgements about those matters and/or seek independent advice. You assume all risks associated with use of the data provided on this page.

Race Results

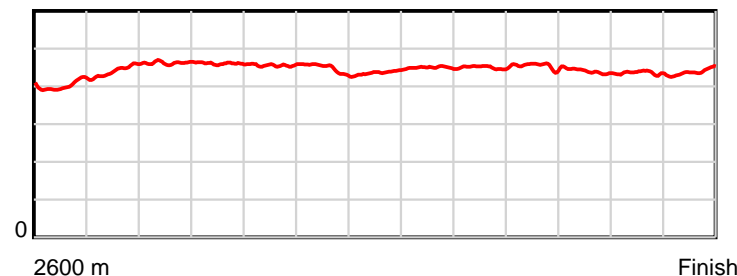
May 24, 2019, Race 4, COUPLAND'S BAKERIES MOBILE PACE, Distance 2600m, Addington - Survey 3200m

Result	TAB no.	Horse (Barrier)	2200m to	2000m to	1800m to	1600m to	1400m to	1200m to	1000m to	800m to	600m to	400m to	200m to	Total or	Margin
4th	4	Cheeze! (4)	2000m	1800m	1600m	1400m	1200m	1000m	800m	600m	400m	200m	WP	Average	
		Position in running (margin)	3(2.7)	3(4.8)	3(4.3)	3(3.8)	5(4.0)	5(4.1)	5(3.8)	6(6.2)	8(5.4)	7(5.0)	5(4.3)		2.00
		Sectional time (s)	16.25	16.13	15.82	15.34	13.50	14.45	14.90	15.32	14.76	14.34	13.83		
		Cumulative time (s)	164.64	148.39	132.26	116.44	101.10	87.60	73.15	58.25	42.93	28.17	13.83	3:12.02	
		Speed (m/s)	12.31	12.40	12.64	13.04	14.81	13.84	13.42	13.05	13.55	13.95	14.46	13.54	
		Stride length (m)	5.69	5.71	5.76	5.84	6.47	6.23	6.04	5.94	5.96	6.07	6.35	6.03	
		Stride duration (s)	0.462	0.460	0.456	0.448	0.437	0.450	0.450	0.455	0.440	0.435	0.439	0.445	
		Stride efficiency (%)	50.64	50.95	51.88	53.27	65.43	60.60	57.01	55.05	55.51	57.64	63.04	56.80	
		Stride count	35.13	35.03	34.71	34.26	30.91	32.12	33.11	33.70	33.56	32.93	31.49	431.25	

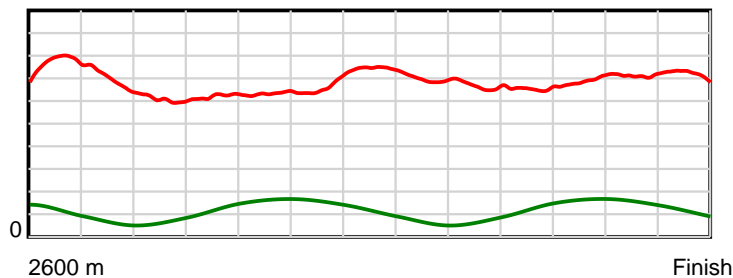
10 m Stride length



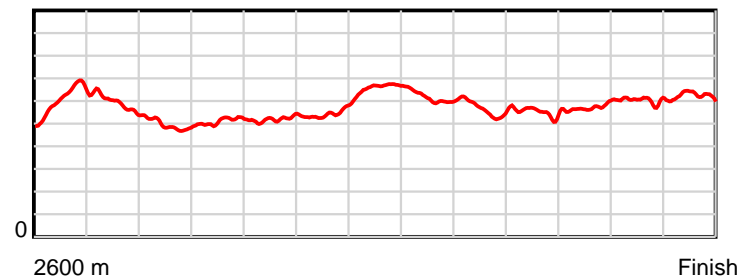
0.6 s Stride duration



20 m/sec Speed



100 % Stride efficiency



Note: Horizontal distance axis grid lines are 200m furlongs.

Disclaimer.

HRNZ and NZMTC and Thoroughbred Ratings Pty Ltd accepts no responsibility for the completeness or accuracy of any of the information contained herein, and makes no representations about its suitability for any particular purpose. Users should make their own judgements about those matters and/or seek independent advice. You assume all risks associated with use of the data provided on this page.



Race Results



May 24, 2019, Race 4, COUPLAND'S BAKERIES MOBILE PACE, Distance 2600m, Addington - Survey 3200m

Result	TAB no.	Horse (Barrier)	2600 to	2400m to
5th	2	Fynn Frost (2)	2400m	2200m
		Position in running (margin)	-	9(8.6)
		Sectional time (s)	13.95	15.23
		Cumulative time (s)	192.13	178.18
		Speed (m/s)	14.34	13.13
		Stride length (m)	6.12	5.83
		Stride duration (s)	0.424	0.444
		Stride efficiency (%)	58.47	53.17
		Stride count	32.70	34.29

Disclaimer.

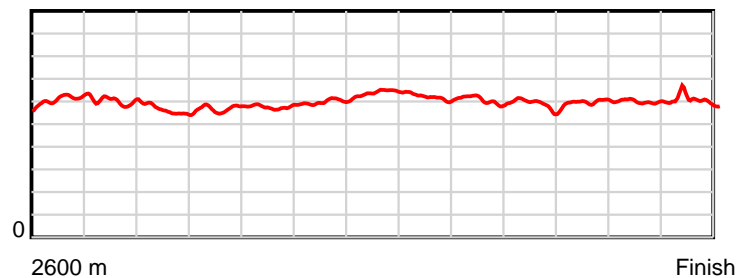
HRNZ and NZMTC and Thoroughbred Ratings Pty Ltd accepts no responsibility for the completeness or accuracy of any of the information contained herein, and makes no representations about its suitability for any particular purpose. Users should make their own judgements about those matters and/or seek independent advice. You assume all risks associated with use of the data provided on this page.

Race Results

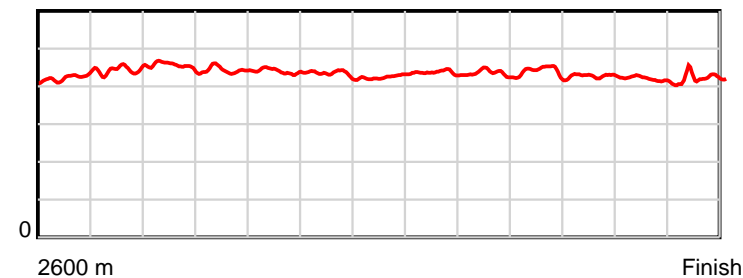
May 24, 2019, Race 4, COUPLAND'S BAKERIES MOBILE PACE, Distance 2600m, Addington - Survey 3200m

Result	TAB no.	Horse (Barrier)	2200m to	2000m to	1800m to	1600m to	1400m to	1200m to	1000m to	800m to	600m to	400m to	200m to	Total or	Margin
5th	2	Fynn Frost (2)	2000m	1800m	1600m	1400m	1200m	1000m	800m	600m	400m	200m	WP	Average	
		Position in running (margin)	10(14.9)	10(17.1)	11(14.0)	11(11.9)	10(9.8)	10(9.0)	10(8.9)	9(8.5)	9(5.9)	6(4.5)	6(4.6)		2.60
		Sectional time (s)	16.26	15.69	15.56	14.95	13.35	14.48	14.44	15.01	14.61	14.47	14.13		
		Cumulative time (s)	162.95	146.69	131.00	115.44	100.49	87.14	72.66	58.22	43.21	28.60	14.13	3:12.13	
		Speed (m/s)	12.30	12.75	12.85	13.38	14.98	13.81	13.85	13.32	13.69	13.82	14.15	13.53	
		Stride length (m)	5.59	5.66	5.65	5.80	6.37	6.03	6.01	5.86	5.86	5.78	5.97	5.88	
		Stride duration (s)	0.454	0.444	0.440	0.433	0.426	0.436	0.434	0.440	0.428	0.418	0.422	0.434	
		Stride efficiency (%)	48.81	50.00	49.95	52.51	63.48	56.74	56.44	53.72	53.57	52.12	55.66	54.01	
		Stride count	35.79	35.36	35.37	34.50	31.38	33.19	33.28	34.11	34.16	34.63	33.51	442.27	

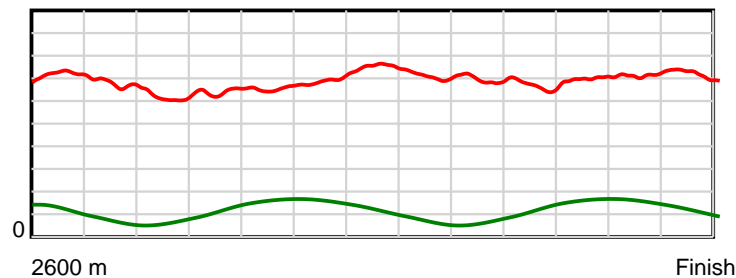
10 m Stride length



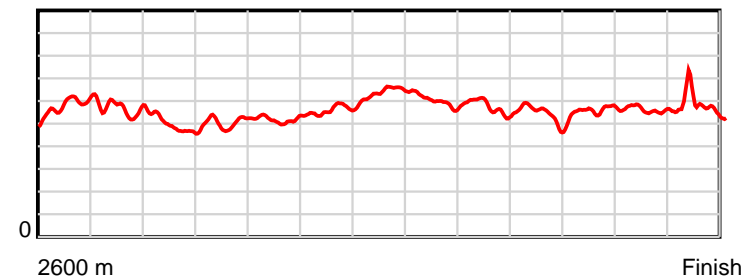
0.6 s Stride duration



20 m/sec Speed



100 % Stride efficiency



Note: Horizontal distance axis grid lines are 200m furlongs.

Disclaimer.

HRNZ and NZMTC and Thoroughbred Ratings Pty Ltd accepts no responsibility for the completeness or accuracy of any of the information contained herein, and makes no representations about its suitability for any particular purpose. Users should make their own judgements about those matters and/or seek independent advice. You assume all risks associated with use of the data provided on this page.



Race Results



May 24, 2019, Race 4, COUPLAND'S BAKERIES MOBILE PACE, Distance 2600m, Addington - Survey 3200m

Result	TAB no.	Horse (Barrier)	2600 to	2400m to
6th	10	Franco Texas (10)	2400m	2200m
		Position in running (margin)	-	11(10.4)
		Sectional time (s)	14.28	14.76
		Cumulative time (s)	192.24	177.96
		Speed (m/s)	14.01	13.55
		Stride length (m)	6.78	6.51
		Stride duration (s)	0.469	0.480
		Stride efficiency (%)	71.93	66.18
		Stride count	29.48	30.73

Disclaimer.

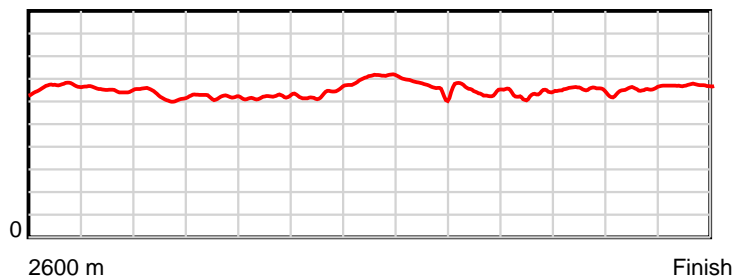
HRNZ and NZMTC and Thoroughbred Ratings Pty Ltd accepts no responsibility for the completeness or accuracy of any of the information contained herein, and makes no representations about its suitability for any particular purpose. Users should make their own judgements about those matters and/or seek independent advice. You assume all risks associated with use of the data provided on this page.

Race Results

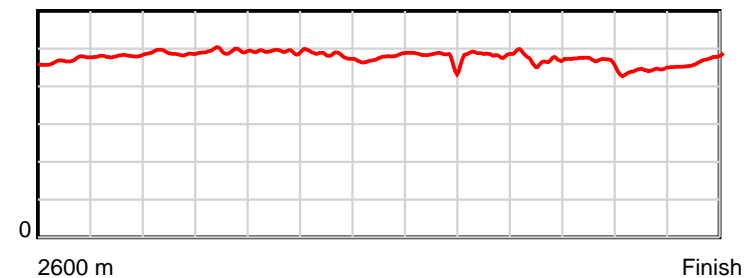
May 24, 2019, Race 4, COUPLAND'S BAKERIES MOBILE PACE, Distance 2600m, Addington - Survey 3200m

Result	TAB no.	Horse (Barrier)	2200m to	2000m to	1800m to	1600m to	1400m to	1200m to	1000m to	800m to	600m to	400m to	200m to	Total or	Margin
6th	10	Franco Texas (10)	2000m	1800m	1600m	1400m	1200m	1000m	800m	600m	400m	200m	WP	Average	
		Position in running (margin)	9(13.9)	6(10.1)	7(7.8)	8(7.2)	9(8.0)	9(7.8)	9(7.2)	10(9.2)	10(6.3)	10(6.3)	8(5.6)		3.30
		Sectional time (s)	15.27	15.82	15.81	15.43	13.44	14.39	14.87	14.95	14.83	14.34	14.05		
		Cumulative time (s)	163.20	147.93	132.11	116.30	100.87	87.43	73.04	58.17	43.22	28.39	14.05	3:12.24	
		Speed (m/s)	13.10	12.64	12.65	12.96	14.88	13.90	13.45	13.38	13.49	13.95	14.23	13.53	
		Stride length (m)	6.40	6.25	6.23	6.27	7.09	6.61	6.51	6.30	6.30	6.18	6.68	6.46	
		Stride duration (s)	0.488	0.494	0.493	0.484	0.476	0.476	0.484	0.471	0.467	0.443	0.469	0.478	
		Stride efficiency (%)	63.96	60.96	60.64	61.44	78.51	68.35	66.21	62.08	61.97	59.69	69.66	65.21	
		Stride count	31.26	32.02	32.10	31.89	28.22	30.24	30.73	31.73	31.76	32.36	29.96	402.48	

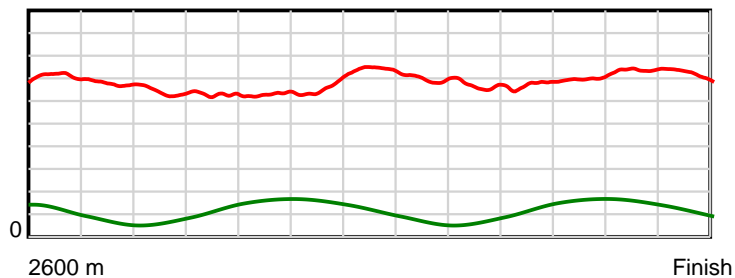
10 m Stride length



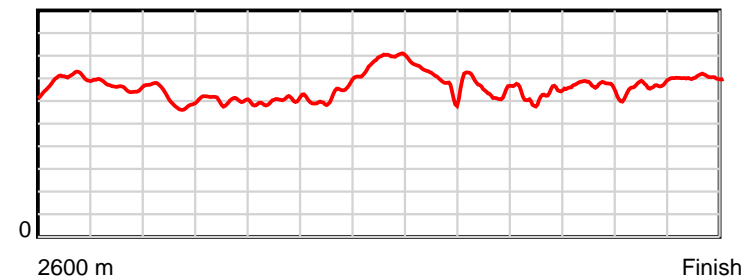
0.6 s Stride duration



20 m/sec Speed



100 % Stride efficiency



Note: Horizontal distance axis grid lines are 200m furlongs.

Disclaimer.

HRNZ and NZMTC and Thoroughbred Ratings Pty Ltd accepts no responsibility for the completeness or accuracy of any of the information contained herein, and makes no representations about its suitability for any particular purpose. Users should make their own judgements about those matters and/or seek independent advice. You assume all risks associated with use of the data provided on this page.



Race Results



May 24, 2019, Race 4, COUPLAND'S BAKERIES MOBILE PACE, Distance 2600m, Addington - Survey 3200m

Result	TAB no.	Horse (Barrier)	2600 to	2400m to
7th	1	Pro Surfer (1)	2400m	2200m
		Position in running (margin)	-	8(7.6)
		Sectional time (s)	13.79	15.04
		Cumulative time (s)	192.25	178.46
		Speed (m/s)	14.51	13.30
		Stride length (m)	6.58	6.37
		Stride duration (s)	0.452	0.479
		Stride efficiency (%)	67.63	63.48
		Stride count	30.40	31.38

Disclaimer.

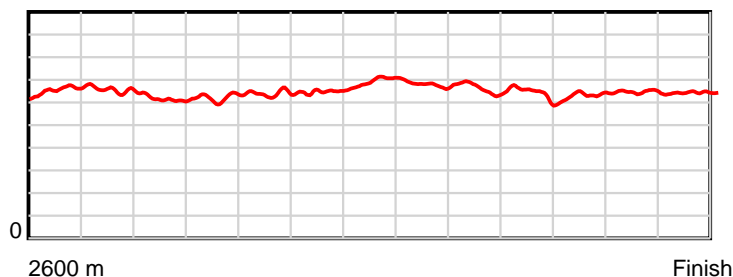
HRNZ and NZMTC and Thoroughbred Ratings Pty Ltd accepts no responsibility for the completeness or accuracy of any of the information contained herein, and makes no representations about its suitability for any particular purpose. Users should make their own judgements about those matters and/or seek independent advice. You assume all risks associated with use of the data provided on this page.

Race Results

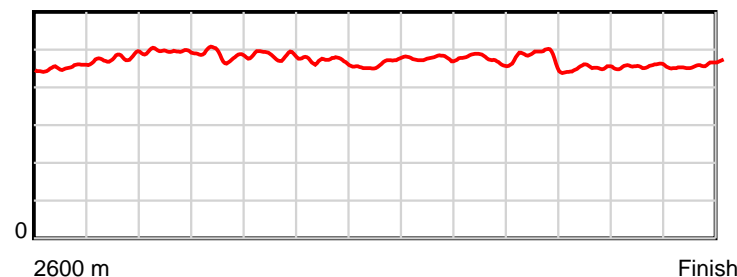
May 24, 2019, Race 4, COUPLAND'S BAKERIES MOBILE PACE, Distance 2600m, Addington - Survey 3200m

Result	TAB no.	Horse (Barrier)	2200m to	2000m to	1800m to	1600m to	1400m to	1200m to	1000m to	800m to	600m to	400m to	200m to	Total or	Margin
7th	1	Pro Surfer (1)	2000m	1800m	1600m	1400m	1200m	1000m	800m	600m	400m	200m	WP	Average	
		Position in running (margin)	8(12.8)	9(14.5)	10(11.4)	9(8.9)	8(7.5)	8(6.6)	8(6.4)	7(6.2)	5(3.6)	3(2.7)	4(4.0)		3.30
		Sectional time (s)	16.17	15.70	15.48	15.07	13.33	14.45	14.49	15.01	14.69	14.68	14.35		
		Cumulative time (s)	163.42	147.25	131.55	116.07	101.00	87.67	73.22	58.73	43.72	29.03	14.35	3:12.25	
		Speed (m/s)	12.37	12.74	12.92	13.27	15.00	13.84	13.80	13.32	13.61	13.62	13.94	13.52	
		Stride length (m)	6.13	6.19	6.26	6.24	6.97	6.59	6.54	6.39	6.14	6.22	6.42	6.38	
		Stride duration (s)	0.496	0.486	0.485	0.470	0.464	0.476	0.474	0.480	0.451	0.456	0.461	0.472	
		Stride efficiency (%)	58.67	59.78	61.31	60.78	75.81	67.92	66.85	63.85	58.85	60.39	64.50	63.59	
		Stride count	32.64	32.34	31.93	32.07	28.71	30.34	30.58	31.29	32.59	32.17	31.13	407.57	

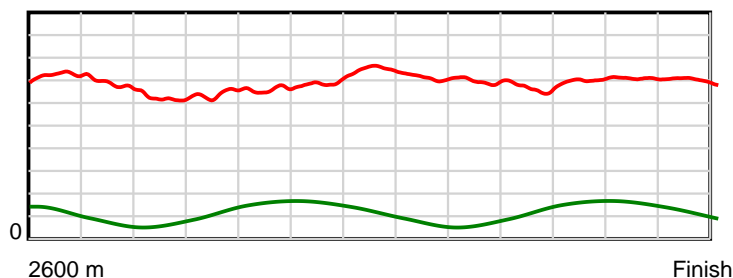
10 m Stride length



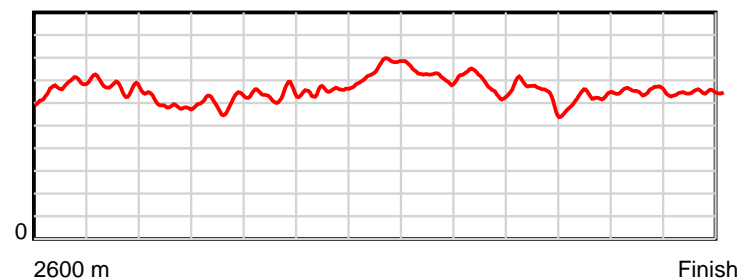
0.6 s Stride duration



20 m/sec Speed



100 % Stride efficiency



Note: Horizontal distance axis grid lines are 200m furlongs.

Disclaimer.

HRNZ and NZMTC and Thoroughbred Ratings Pty Ltd accepts no responsibility for the completeness or accuracy of any of the information contained herein, and makes no representations about its suitability for any particular purpose. Users should make their own judgements about those matters and/or seek independent advice. You assume all risks associated with use of the data provided on this page.



Race Results



May 24, 2019, Race 4, COUPLAND'S BAKERIES MOBILE PACE, Distance 2600m, Addington - Survey 3200m

Result	TAB no.	Horse (Barrier)	2600 to 2400m	2400m to 2200m
8th	7	Clive (7)		
		Position in running (margin)	-	4(3.5)
		Sectional time (s)	13.07	14.78
		Cumulative time (s)	192.38	179.31
		Speed (m/s)	15.31	13.53
		Stride length (m)	6.86	6.49
		Stride duration (s)	0.449	0.480
		Stride efficiency (%)	73.45	65.86
		Stride count	29.17	30.81

Disclaimer.

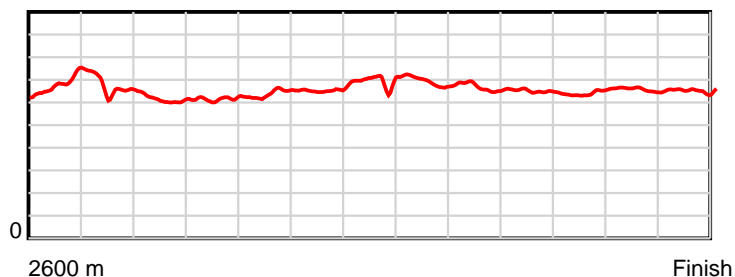
HRNZ and NZMTC and Thoroughbred Ratings Pty Ltd accepts no responsibility for the completeness or accuracy of any of the information contained herein, and makes no representations about its suitability for any particular purpose. Users should make their own judgements about those matters and/or seek independent advice. You assume all risks associated with use of the data provided on this page.

Race Results

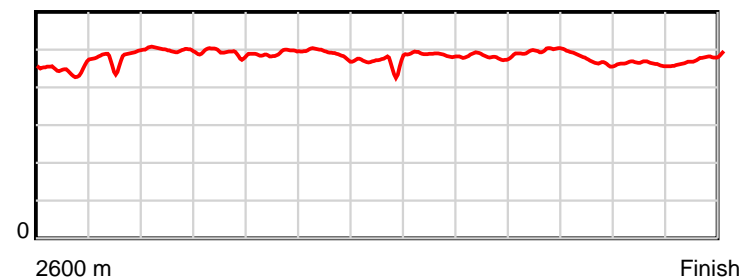
May 24, 2019, Race 4, COUPLAND'S BAKERIES MOBILE PACE, Distance 2600m, Addington - Survey 3200m

Result	TAB no.	Horse (Barrier)	2200m to	2000m to	1800m to	1600m to	1400m to	1200m to	1000m to	800m to	600m to	400m to	200m to	Total or	Margin
8th	7	Clive (7)	2000m	1800m	1600m	1400m	1200m	1000m	800m	600m	400m	200m	WP	Average	
		Position in running (margin)	5(7.2)	5(9.1)	5(6.9)	6(5.5)	6(5.0)	6(4.6)	6(4.4)	5(4.0)	4(3.2)	5(3.1)	3(3.1)		4.00
		Sectional time (s)	16.22	15.83	15.67	15.22	13.43	14.45	14.46	15.30	14.83	14.45	14.67		
		Cumulative time (s)	164.53	148.31	132.48	116.81	101.59	88.16	73.71	59.25	43.95	29.12	14.67	3:12.38	
		Speed (m/s)	12.33	12.63	12.76	13.14	14.89	13.84	13.83	13.07	13.49	13.84	13.63	13.52	
		Stride length (m)	6.16	6.22	6.26	6.42	6.95	6.74	6.67	6.50	6.35	6.40	6.50	6.49	
		Stride duration (s)	0.499	0.492	0.490	0.489	0.467	0.486	0.482	0.497	0.471	0.462	0.477	0.480	
		Stride efficiency (%)	59.29	60.46	61.23	64.48	75.50	70.89	69.59	66.04	62.93	63.99	65.96	65.88	
		Stride count	32.47	32.15	31.95	31.14	28.77	29.69	29.97	30.76	31.52	31.25	30.78	400.43	

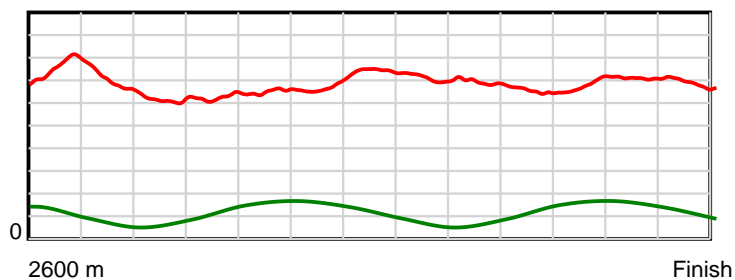
10 m Stride length



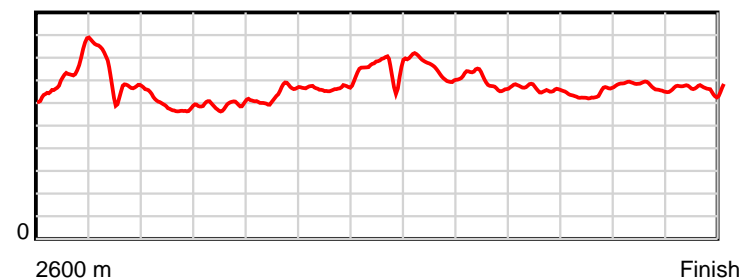
0.6 s Stride duration



20 m/sec Speed



100 % Stride efficiency



Note: Horizontal distance axis grid lines are 200m furlongs.

Disclaimer.

HRNZ and NZMTC and Thoroughbred Ratings Pty Ltd accepts no responsibility for the completeness or accuracy of any of the information contained herein, and makes no representations about its suitability for any particular purpose. Users should make their own judgements about those matters and/or seek independent advice. You assume all risks associated with use of the data provided on this page.



Race Results



May 24, 2019, Race 4, COUPLAND'S BAKERIES MOBILE PACE, Distance 2600m, Addington - Survey 3200m

Result	TAB no.	Horse (Barrier)	2600 to	2400m to
9th	9	Royal Jester (9)	2400m	2200m
		Position in running (margin)	-	12(10.5)
		Sectional time (s)	14.37	15.53
		Cumulative time (s)	193.27	178.90
		Speed (m/s)	13.92	12.88
		Stride length (m)	6.02	5.71
		Stride duration (s)	0.429	0.444
		Stride efficiency (%)	56.59	50.97
		Stride count	33.23	35.02

Disclaimer.

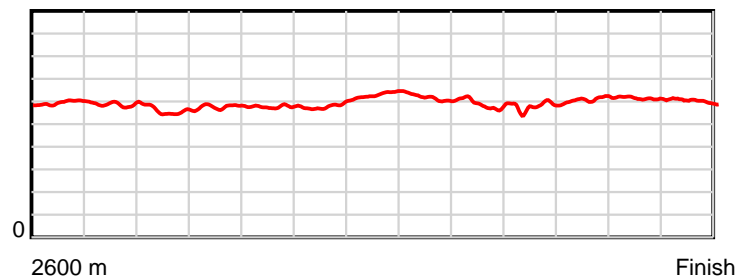
HRNZ and NZMTC and Thoroughbred Ratings Pty Ltd accepts no responsibility for the completeness or accuracy of any of the information contained herein, and makes no representations about its suitability for any particular purpose. Users should make their own judgements about those matters and/or seek independent advice. You assume all risks associated with use of the data provided on this page.

Race Results

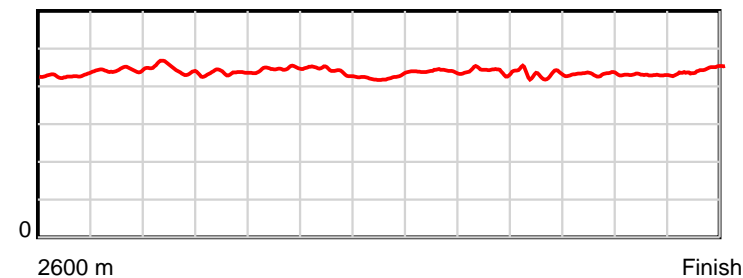
May 24, 2019, Race 4, COUPLAND'S BAKERIES MOBILE PACE, Distance 2600m, Addington - Survey 3200m

Result	TAB no.	Horse (Barrier)	2200m to	2000m to	1800m to	1600m to	1400m to	1200m to	1000m to	800m to	600m to	400m to	200m to	Total or	Margin
9th	9	Royal Jester (9)	2000m	1800m	1600m	1400m	1200m	1000m	800m	600m	400m	200m	WP	Average	
		Position in running (margin)	12(18.7)	11(18.0)	9(11.2)	10(9.1)	11(10.0)	11(9.8)	11(9.1)	12(11.0)	12(7.6)	11(6.4)	10(7.3)		8.90
		Sectional time (s)	15.78	15.08	15.55	15.45	13.44	14.38	14.85	14.87	14.63	14.61	14.73		
		Cumulative time (s)	163.37	147.59	132.51	116.96	101.51	88.07	73.69	58.84	43.97	29.34	14.73	3:13.27	
		Speed (m/s)	12.67	13.26	12.86	12.94	14.88	13.91	13.47	13.45	13.67	13.69	13.58	13.45	
		Stride length (m)	5.67	5.77	5.74	5.71	6.32	6.11	5.95	5.82	5.91	5.88	6.04	5.89	
		Stride duration (s)	0.447	0.435	0.446	0.441	0.425	0.440	0.442	0.432	0.433	0.430	0.445	0.438	
		Stride efficiency (%)	50.16	52.10	51.49	50.91	62.40	58.40	55.29	52.88	54.63	54.05	56.98	54.22	
		Stride count	35.30	34.64	34.84	35.04	31.65	32.71	33.62	34.38	33.83	34.01	33.12	441.39	

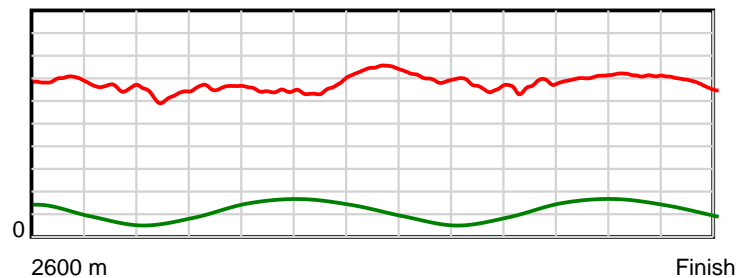
10 m Stride length



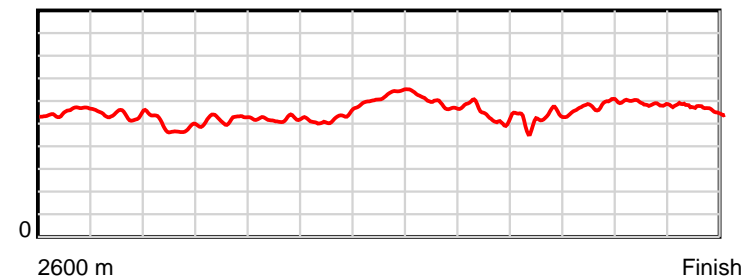
0.6 s Stride duration



20 m/sec Speed



100 % Stride efficiency



Note: Horizontal distance axis grid lines are 200m furlongs.

Disclaimer.

HRNZ and NZMTC and Thoroughbred Ratings Pty Ltd accepts no responsibility for the completeness or accuracy of any of the information contained herein, and makes no representations about its suitability for any particular purpose. Users should make their own judgements about those matters and/or seek independent advice. You assume all risks associated with use of the data provided on this page.



Race Results



May 24, 2019, Race 4, COUPLAND'S BAKERIES MOBILE PACE, Distance 2600m, Addington - Survey 3200m

Result	TAB no.	Horse (Barrier)	2600 to	2400m to
10th	11	Paul's Verdict (11)	2400m	2200m
		Position in running (margin)	-	10(10.0)
		Sectional time (s)	14.23	15.33
		Cumulative time (s)	193.47	179.24
		Speed (m/s)	14.06	13.05
		Stride length (m)	6.98	6.53
		Stride duration (s)	0.481	0.501
		Stride efficiency (%)	76.24	66.65
		Stride count	28.63	30.62

Disclaimer.

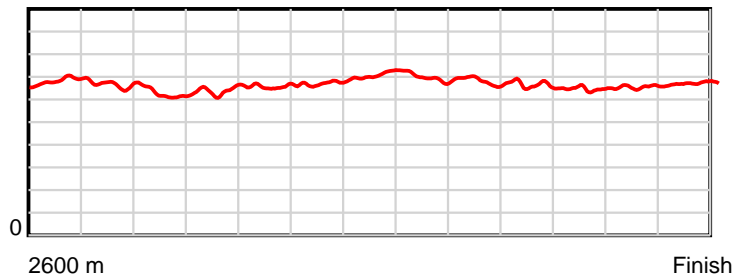
HRNZ and NZMTC and Thoroughbred Ratings Pty Ltd accepts no responsibility for the completeness or accuracy of any of the information contained herein, and makes no representations about its suitability for any particular purpose. Users should make their own judgements about those matters and/or seek independent advice. You assume all risks associated with use of the data provided on this page.

Race Results

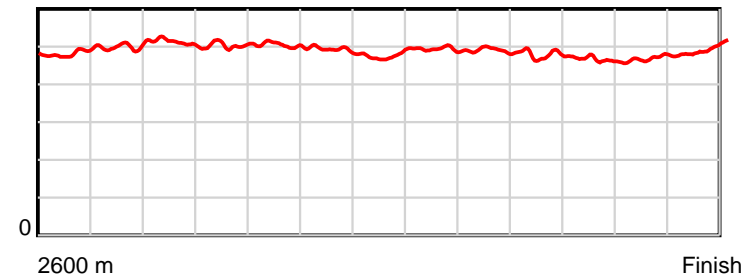
May 24, 2019, Race 4, COUPLAND'S BAKERIES MOBILE PACE, Distance 2600m, Addington - Survey 3200m

Result	TAB no.	Horse (Barrier)	2200m to	2000m to	1800m to	1600m to	1400m to	1200m to	1000m to	800m to	600m to	400m to	200m to	Total or	Margin
10th	11	Paul's Verdict (11)	2000m	1800m	1600m	1400m	1200m	1000m	800m	600m	400m	200m	WP	Average	
		Position in running (margin)	11(16.9)	12(19.1)	12(15.9)	12(14.0)	12(11.7)	12(10.9)	12(11.1)	11(10.5)	7(4.6)	8(5.2)	12(8.7)		10.10
		Sectional time (s)	16.26	15.67	15.59	14.92	13.35	14.52	14.42	14.46	14.94	15.04	14.74		
		Cumulative time (s)	163.91	147.65	131.98	116.39	101.47	88.12	73.60	59.18	44.72	29.78	14.74	3:13.47	
		Speed (m/s)	12.30	12.76	12.83	13.40	14.98	13.77	13.87	13.83	13.39	13.30	13.57	13.44	
		Stride length (m)	6.30	6.42	6.46	6.60	7.15	6.80	6.79	6.61	6.22	6.25	6.72	6.59	
		Stride duration (s)	0.512	0.503	0.504	0.492	0.477	0.494	0.490	0.478	0.465	0.470	0.495	0.491	
		Stride efficiency (%)	61.98	64.34	65.22	68.09	79.92	72.25	72.09	68.37	60.52	61.13	70.58	67.91	
		Stride count	31.76	31.17	30.96	30.30	27.97	29.41	29.45	30.24	32.14	31.98	29.76	394.39	

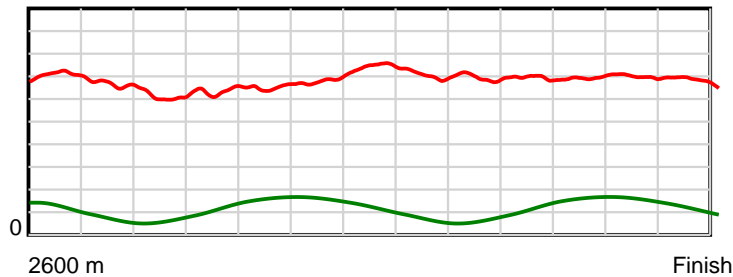
10 m Stride length



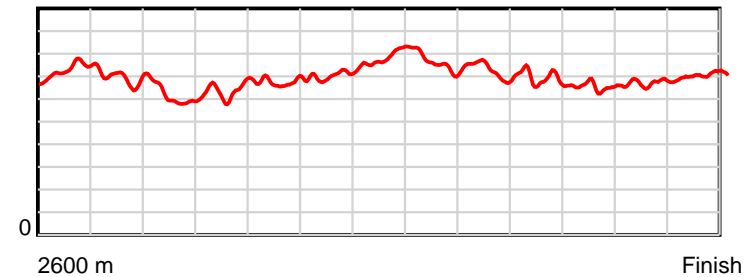
0.6 s Stride duration



20 m/sec Speed



100 % Stride efficiency



Note: Horizontal distance axis grid lines are 200m furlongs.

Disclaimer.

HRNZ and NZMTC and Thoroughbred Ratings Pty Ltd accepts no responsibility for the completeness or accuracy of any of the information contained herein, and makes no representations about its suitability for any particular purpose. Users should make their own judgements about those matters and/or seek independent advice. You assume all risks associated with use of the data provided on this page.



Race Results



May 24, 2019, Race 4, COUPLAND'S BAKERIES MOBILE PACE, Distance 2600m, Addington - Survey 3200m

Result	TAB no.	Horse (Barrier)	2600 to	2400m to
11th	6	Rocknroll Rod (6)	2400m	2200m
		Position in running (margin)	-	2(0.1)
		Sectional time (s)	12.62	14.15
		Cumulative time (s)	193.86	181.24
		Speed (m/s)	15.85	14.13
		Stride length (m)	7.06	6.90
		Stride duration (s)	0.442	0.488
		Stride efficiency (%)	77.85	74.42
		Stride count	28.34	28.98

Disclaimer.

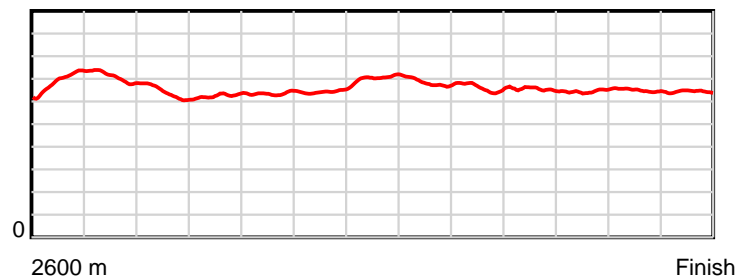
HRNZ and NZMTC and Thoroughbred Ratings Pty Ltd accepts no responsibility for the completeness or accuracy of any of the information contained herein, and makes no representations about its suitability for any particular purpose. Users should make their own judgements about those matters and/or seek independent advice. You assume all risks associated with use of the data provided on this page.

Race Results

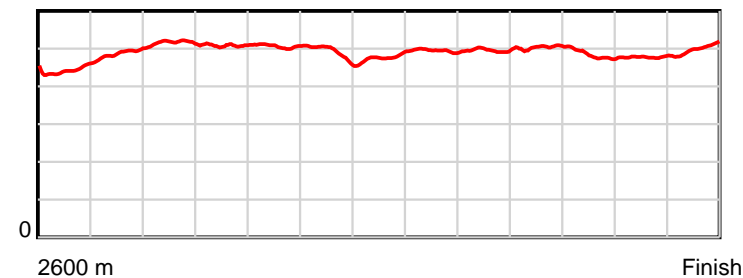
May 24, 2019, Race 4, COUPLAND'S BAKERIES MOBILE PACE, Distance 2600m, Addington - Survey 3200m

Result	TAB no.	Horse (Barrier)	2200m to	2000m to	1800m to	1600m to	1400m to	1200m to	1000m to	800m to	600m to	400m to	200m to	Total or	Margin
11th	6	Rocknroll Rod (6)	2000m	1800m	1600m	1400m	1200m	1000m	800m	600m	400m	200m	WP	Average	
		Position in running (margin)	1(0.0)	1(0.0)	1(0.0)	1(0.0)	1(0.0)	1(0.0)	2(0.1)	3(2.0)	3(1.7)	4(3.0)	9(5.9)		12.20
		Sectional time (s)	15.90	16.21	15.90	15.30	13.48	14.51	14.84	15.39	15.05	14.94	15.57		
		Cumulative time (s)	167.09	151.19	134.98	119.08	103.78	90.30	75.79	60.95	45.56	30.51	15.57	3:13.86	
		Speed (m/s)	12.58	12.34	12.58	13.07	14.84	13.78	13.48	13.00	13.29	13.39	12.85	13.41	
		Stride length (m)	6.50	6.27	6.37	6.40	7.08	6.82	6.68	6.54	6.43	6.40	6.43	6.59	
		Stride duration (s)	0.516	0.508	0.506	0.490	0.477	0.495	0.496	0.503	0.484	0.478	0.500	0.492	
		Stride efficiency (%)	65.93	61.45	63.39	64.06	78.37	72.65	69.73	66.74	64.53	63.95	64.56	67.96	
		Stride count	30.79	31.89	31.40	31.24	28.24	29.33	29.94	30.60	31.12	31.26	31.12	394.25	

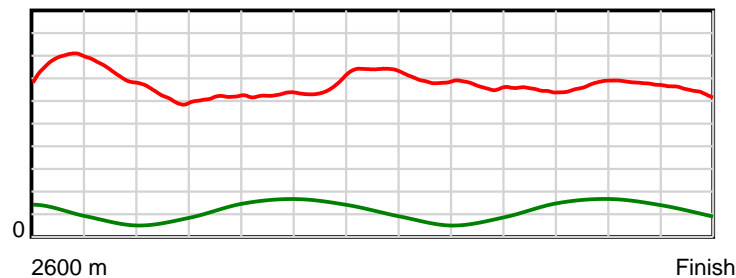
10 m Stride length



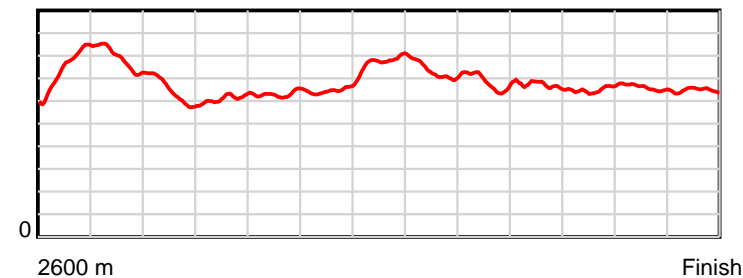
0.6 s Stride duration



20 m/sec Speed



100 % Stride efficiency



Note: Horizontal distance axis grid lines are 200m furlongs.

Disclaimer.

HRNZ and NZMTC and Thoroughbred Ratings Pty Ltd accepts no responsibility for the completeness or accuracy of any of the information contained herein, and makes no representations about its suitability for any particular purpose. Users should make their own judgements about those matters and/or seek independent advice. You assume all risks associated with use of the data provided on this page.



Race Results



May 24, 2019, Race 4, COUPLAND'S BAKERIES MOBILE PACE, Distance 2600m, Addington - Survey 3200m

Result	TAB no.	Horse (Barrier)	2600 to	2400m to
12th	5	Dreamy Damien (5)	2400m	2200m
		Position in running (margin)	-	1(0.0)
		Sectional time (s)	12.59	14.36
		Cumulative time (s)	194.67	182.08
		Speed (m/s)	15.89	13.93
		Stride length (m)	6.47	6.53
		Stride duration (s)	0.407	0.469
		Stride efficiency (%)	65.49	66.67
		Stride count	30.89	30.62

Disclaimer.

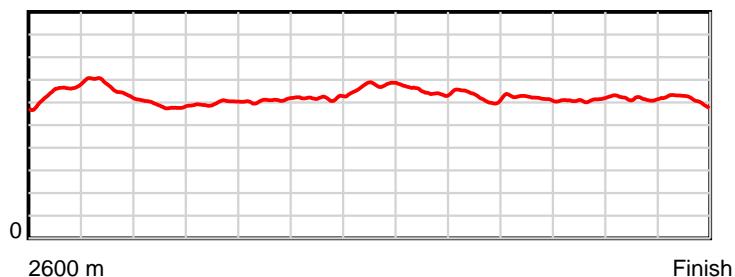
HRNZ and NZMTC and Thoroughbred Ratings Pty Ltd accepts no responsibility for the completeness or accuracy of any of the information contained herein, and makes no representations about its suitability for any particular purpose. Users should make their own judgements about those matters and/or seek independent advice. You assume all risks associated with use of the data provided on this page.

Race Results

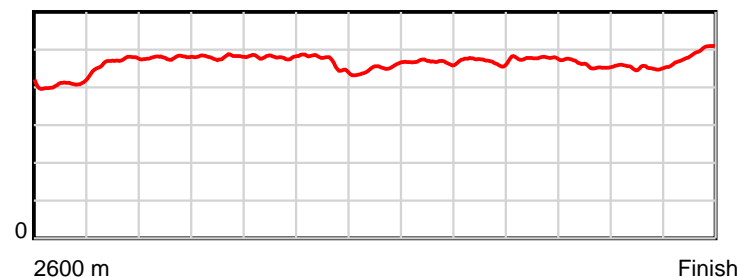
May 24, 2019, Race 4, COUPLAND'S BAKERIES MOBILE PACE, Distance 2600m, Addington - Survey 3200m

Result	TAB no.	Horse (Barrier)	2200m to	2000m to	1800m to	1600m to	1400m to	1200m to	1000m to	800m to	600m to	400m to	200m to	Total or	Margin
12th	5	Dreamy Damien (5)	2000m	1800m	1600m	1400m	1200m	1000m	800m	600m	400m	200m	WP	Average	
		Position in running (margin)	2(1.2)	2(2.8)	2(2.3)	2(2.1)	3(2.2)	3(2.4)	3(2.3)	4(3.8)	6(4.0)	9(5.5)	11(8.1)		16.80
		Sectional time (s)	16.17	16.13	15.86	15.33	13.51	14.49	14.77	15.47	15.09	14.88	16.02		
		Cumulative time (s)	167.72	151.55	135.42	119.56	104.23	90.72	76.23	61.46	45.99	30.90	16.02	3:14.67	
		Speed (m/s)	12.37	12.40	12.61	13.05	14.80	13.80	13.54	12.93	13.25	13.44	12.48	13.36	
		Stride length (m)	5.93	5.95	6.05	6.10	6.68	6.44	6.36	6.18	6.10	6.08	6.11	6.22	
		Stride duration (s)	0.479	0.480	0.480	0.468	0.451	0.467	0.469	0.478	0.460	0.452	0.489	0.466	
		Stride efficiency (%)	54.88	55.30	57.26	58.21	69.67	64.83	63.16	59.60	58.17	57.76	58.29	60.47	
		Stride count	33.75	33.62	33.04	32.77	29.95	31.05	31.46	32.38	32.78	32.90	32.75	417.96	

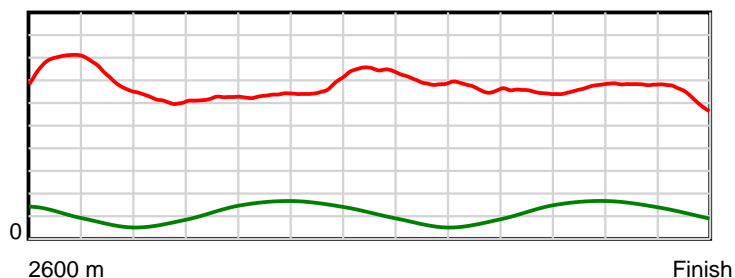
10 m Stride length



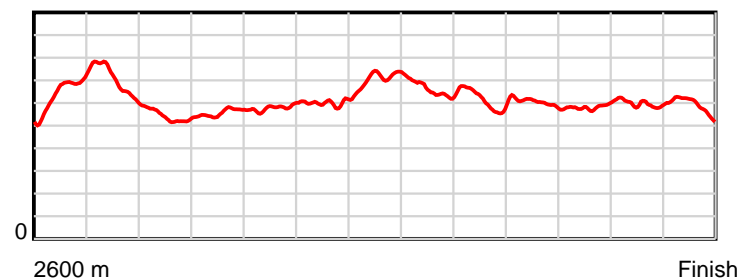
0.6 s Stride duration



20 m/sec Speed



100 % Stride efficiency



Note: Horizontal distance axis grid lines are 200m furlongs.

Disclaimer.

HRNZ and NZMTC and Thoroughbred Ratings Pty Ltd accepts no responsibility for the completeness or accuracy of any of the information contained herein, and makes no representations about its suitability for any particular purpose. Users should make their own judgements about those matters and/or seek independent advice. You assume all risks associated with use of the data provided on this page.