



Race Results

NZ Metropolitan Trotting Club Inc, HRNZ, May 24, 2019

Compilation date: May 24, 2019, 7:11:02 PM (NZST)

Copyright © 2019 HRNZ and NZMTC. All rights reserved.

Trademarks.

StrideMASTER is a registered trademark of Thoroughbred Ratings Pty Ltd.

Disclaimer.

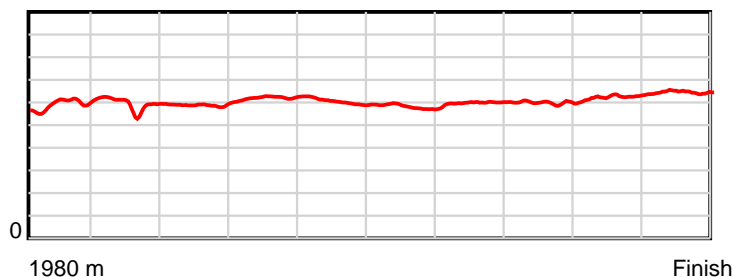
HRNZ and NZMTC and Thoroughbred Ratings Pty Ltd accepts no responsibility for the completeness or accuracy of any of the information contained herein, and makes no representations about its suitability for any particular purpose. Users should make their own judgements about those matters and/or seek independent advice. You assume all risks associated with use of the data provided on this page.

Race Results

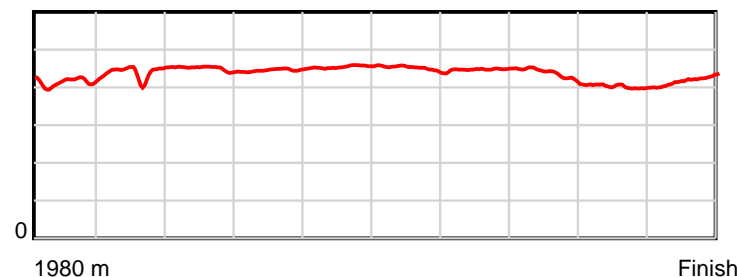
May 24, 2019, Race 5, ULTIMATE MACHETE AT ALABAR MOBILE PACE, Distance 1980m, Addington - Survey 1980m

Result	TAB no.	Horse (Barrier)	1980 to	1800m to	1600m to	1400m to	1200m to	1000m to	800m to	600m to	400m to	200m to	Total or	Margin
1st	4	Millwood Bonni... (4)	1800m	1600m	1400m	1200m	1000m	800m	600m	400m	200m	WP	Average	
		Position in running (margin)	-	1(0.0)	1(0.0)	1(0.0)	1(0.0)	1(0.0)	1(0.0)	1(0.0)	1(0.0)	1(0.0)		0.00
		Sectional time (s)	12.52	14.95	15.74	14.43	15.30	15.34	15.07	14.63	13.31	12.99		
		Cumulative time (s)	144.28	131.76	116.81	101.07	86.64	71.34	56.00	40.93	26.30	12.99	2:24.28	
		Speed (m/s)	14.38	13.38	12.71	13.86	13.07	13.04	13.27	13.67	15.03	15.40	13.72	
		Stride length (m)	5.95	5.89	5.72	6.18	5.94	5.87	5.95	5.94	6.04	6.46	5.99	
		Stride duration (s)	0.413	0.440	0.450	0.446	0.454	0.450	0.448	0.435	0.402	0.419	0.436	
		Stride efficiency (%)	55.34	54.19	51.15	59.63	55.16	53.83	55.30	55.18	56.98	65.21	56.04	
		Stride count	30.25	33.96	34.96	32.38	33.66	34.07	33.62	33.66	33.12	30.96	330.64	

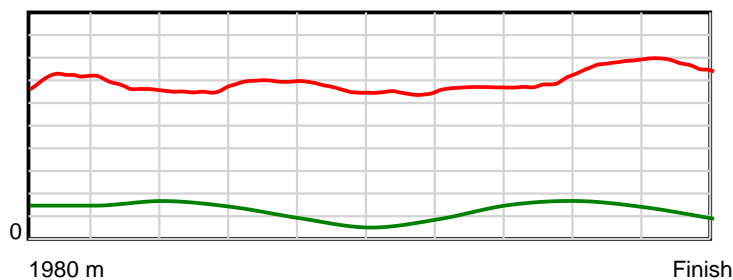
10 m Stride length



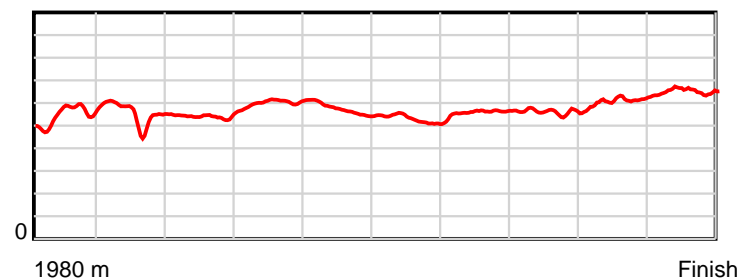
0.6 s Stride duration



20 m/sec Speed



100 % Stride efficiency



Note: Horizontal distance axis grid lines are 200m furlongs.

Disclaimer.

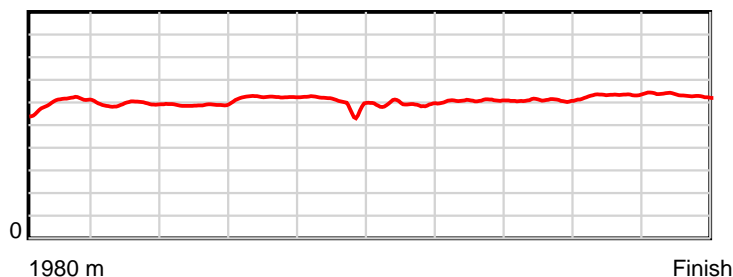
HRNZ and NZMTC and Thoroughbred Ratings Pty Ltd accepts no responsibility for the completeness or accuracy of any of the information contained herein, and makes no representations about its suitability for any particular purpose. Users should make their own judgements about those matters and/or seek independent advice. You assume all risks associated with use of the data provided on this page.

Race Results

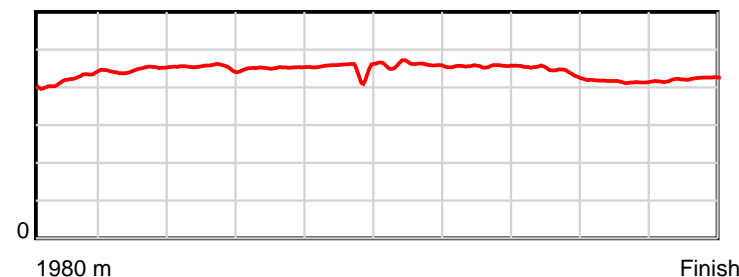
May 24, 2019, Race 5, ULTIMATE MACHETE AT ALABAR MOBILE PACE, Distance 1980m, Addington - Survey 1980m

Result	TAB no.	Horse (Barrier)	1980 to	1800m to	1600m to	1400m to	1200m to	1000m to	800m to	600m to	400m to	200m to	Total or	Margin
2nd	1	Dr Susan (1)	1800m	1600m	1400m	1200m	1000m	800m	600m	400m	200m	WP	Average	
		Position in running (margin)	-	2(0.4)	2(1.6)	2(1.8)	2(1.9)	2(1.7)	3(1.8)	3(1.5)	3(2.1)	2(2.6)		3.80
		Sectional time (s)	12.43	15.14	15.78	14.45	15.26	15.36	15.02	14.72	13.39	13.41		
		Cumulative time (s)	144.96	132.53	117.39	101.61	87.16	71.90	56.54	41.52	26.80	13.41	2:24.96	
		Speed (m/s)	14.48	13.21	12.67	13.84	13.11	13.02	13.32	13.59	14.94	14.91	13.66	
		Stride length (m)	6.04	5.90	5.75	6.26	5.92	5.99	6.07	6.03	6.21	6.31	6.04	
		Stride duration (s)	0.422	0.447	0.454	0.452	0.452	0.460	0.456	0.444	0.416	0.423	0.442	
		Stride efficiency (%)	57.06	54.48	51.74	61.17	54.77	56.01	57.60	56.80	60.22	62.13	57.07	
		Stride count	29.79	33.87	34.76	31.97	33.78	33.41	32.94	33.17	32.22	31.72	327.63	

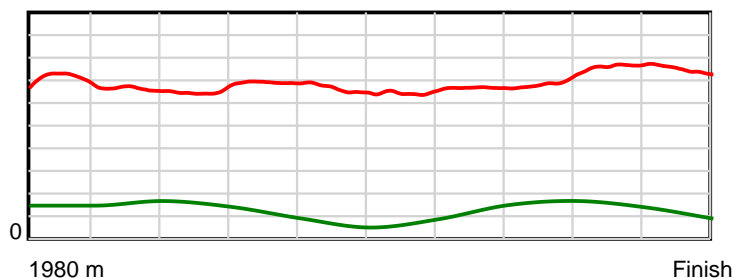
10 m Stride length



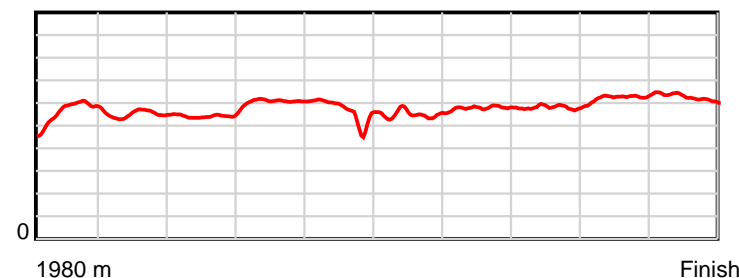
0.6 s Stride duration



20 m/sec Speed



100 % Stride efficiency



Note: Horizontal distance axis grid lines are 200m furlongs.

Disclaimer.

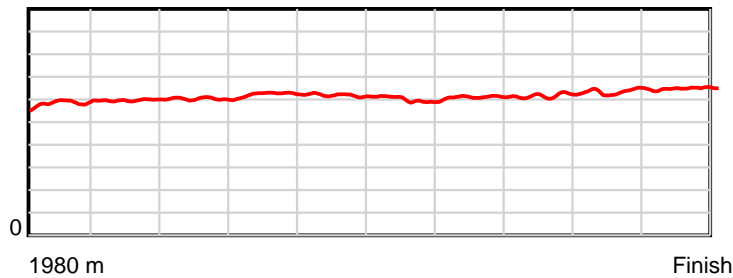
HRNZ and NZMTC and Thoroughbred Ratings Pty Ltd accepts no responsibility for the completeness or accuracy of any of the information contained herein, and makes no representations about its suitability for any particular purpose. Users should make their own judgements about those matters and/or seek independent advice. You assume all risks associated with use of the data provided on this page.

Race Results

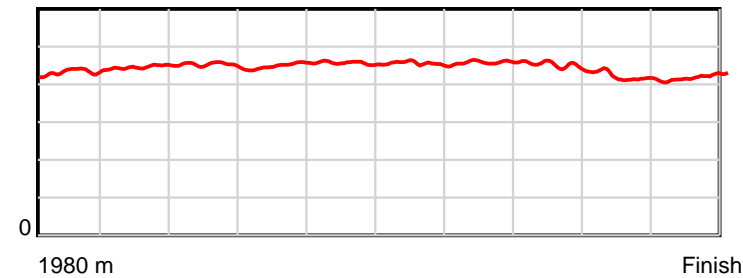
May 24, 2019, Race 5, ULTIMATE MACHETE AT ALABAR MOBILE PACE, Distance 1980m, Addington - Survey 1980m

Result	TAB no.	Horse (Barrier)	1980 to	1800m to	1600m to	1400m to	1200m to	1000m to	800m to	600m to	400m to	200m to	Total or	Margin
3rd	3	Amore Lancome (3)	1800m	1600m	1400m	1200m	1000m	800m	600m	400m	200m	WP	Average	
		Position in running (margin)	-	6(5.5)	6(7.0)	5(5.8)	5(5.7)	5(4.0)	4(2.8)	4(2.4)	4(3.2)	4(4.7)		3.90
		Sectional time (s)	13.26	15.19	15.55	14.41	15.01	15.15	15.00	14.76	13.55	13.09		
		Cumulative time (s)	144.97	131.71	116.52	100.97	86.56	71.55	56.40	41.40	26.64	13.09	2:24.97	
		Speed (m/s)	13.58	13.17	12.86	13.88	13.32	13.20	13.33	13.55	14.76	15.28	13.66	
		Stride length (m)	5.86	5.87	5.81	6.24	6.08	6.01	6.12	6.09	6.18	6.42	6.07	
		Stride duration (s)	0.433	0.446	0.452	0.450	0.456	0.455	0.459	0.449	0.419	0.420	0.444	
		Stride efficiency (%)	53.69	53.77	52.76	60.85	57.84	56.48	58.50	57.90	59.77	64.45	57.49	
		Stride count	30.71	34.10	34.42	32.05	32.87	33.27	32.69	32.86	32.34	31.14	326.45	

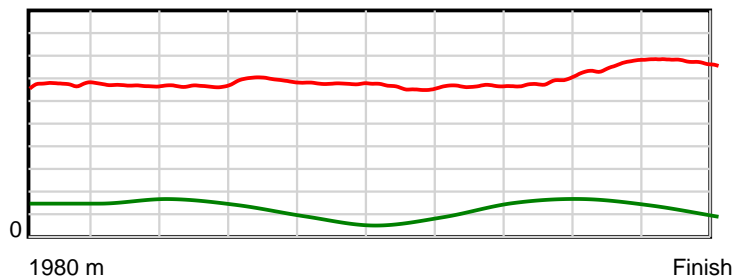
10 m Stride length



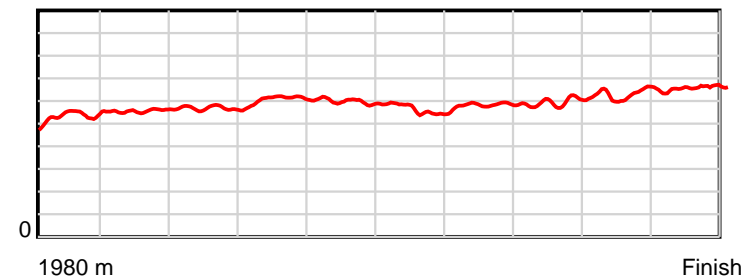
0.6 s Stride duration



20 m/sec Speed



100 % Stride efficiency



Note: Horizontal distance axis grid lines are 200m furlongs.

Disclaimer.

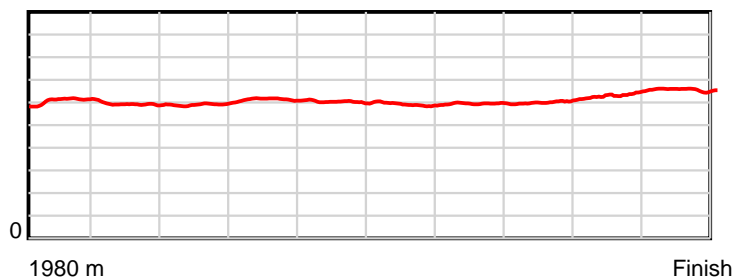
HRNZ and NZMTC and Thoroughbred Ratings Pty Ltd accepts no responsibility for the completeness or accuracy of any of the information contained herein, and makes no representations about its suitability for any particular purpose. Users should make their own judgements about those matters and/or seek independent advice. You assume all risks associated with use of the data provided on this page.

Race Results

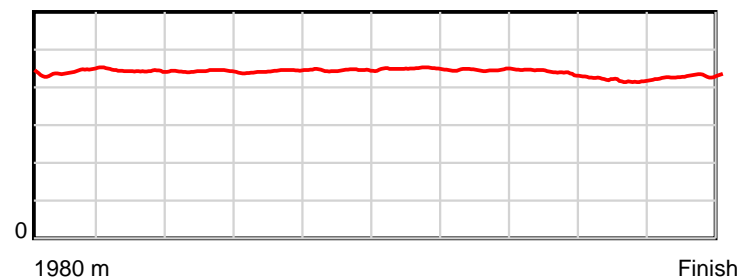
May 24, 2019, Race 5, ULTIMATE MACHETE AT ALABAR MOBILE PACE, Distance 1980m, Addington - Survey 1980m

Result	TAB no.	Horse (Barrier)	1980 to	1800m to	1600m to	1400m to	1200m to	1000m to	800m to	600m to	400m to	200m to	Total or	Margin
4th	5	Only Me (5)	1800m	1600m	1400m	1200m	1000m	800m	600m	400m	200m	WP	Average	
		Position in running (margin)	-	4(3.4)	4(5.3)	3(3.9)	3(3.8)	3(2.0)	2(1.2)	2(0.8)	2(1.8)	3(4.0)		4.10
		Sectional time (s)	13.03	15.27	15.50	14.43	14.99	15.22	15.00	14.79	13.66	13.13		
		Cumulative time (s)	145.02	131.99	116.72	101.22	86.79	71.80	56.58	41.58	26.79	13.13	2:25.02	
		Speed (m/s)	13.82	13.10	12.90	13.86	13.34	13.14	13.33	13.52	14.64	15.23	13.65	
		Stride length (m)	6.08	5.82	5.71	6.14	5.95	5.91	5.95	5.94	6.13	6.56	6.01	
		Stride duration (s)	0.440	0.444	0.443	0.443	0.446	0.450	0.447	0.439	0.419	0.431	0.440	
		Stride efficiency (%)	57.79	52.88	50.99	58.93	55.24	54.58	55.38	55.07	58.80	67.21	56.45	
		Stride count	29.60	34.38	35.01	32.57	33.64	33.84	33.60	33.69	32.61	30.50	329.44	

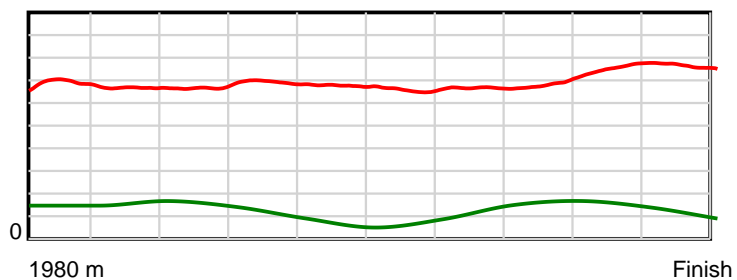
10 m Stride length



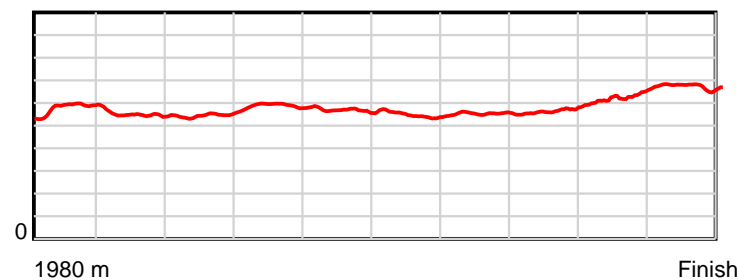
0.6 s Stride duration



20 m/sec Speed



100 % Stride efficiency



Note: Horizontal distance axis grid lines are 200m furlongs.

Disclaimer.

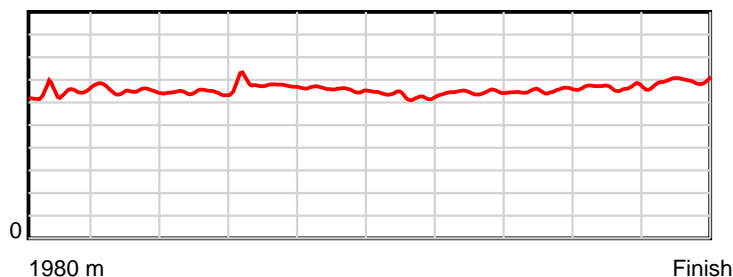
HRNZ and NZMTC and Thoroughbred Ratings Pty Ltd accepts no responsibility for the completeness or accuracy of any of the information contained herein, and makes no representations about its suitability for any particular purpose. Users should make their own judgements about those matters and/or seek independent advice. You assume all risks associated with use of the data provided on this page.

Race Results

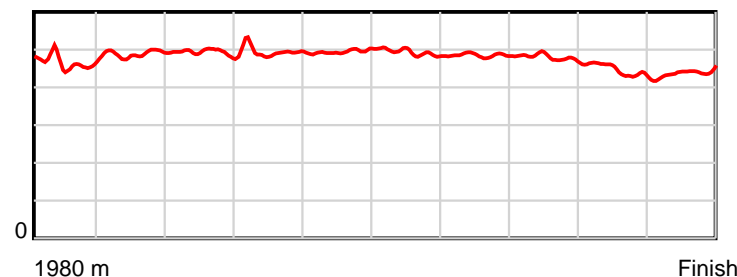
May 24, 2019, Race 5, ULTIMATE MACHETE AT ALABAR MOBILE PACE, Distance 1980m, Addington - Survey 1980m

Result	TAB no.	Horse (Barrier)	1980 to	1800m to	1600m to	1400m to	1200m to	1000m to	800m to	600m to	400m to	200m to	Total or	Margin
5th	9	La Bella Vita (0)	1800m	1600m	1400m	1200m	1000m	800m	600m	400m	200m	WP	Average	
		Position in running (margin)	-	5(5.5)	5(6.7)	6(5.9)	6(6.5)	6(5.1)	7(6.0)	7(5.7)	7(6.3)	7(8.1)		5.70
		Sectional time (s)	13.52	15.15	15.61	14.52	15.08	15.48	15.02	14.73	13.60	12.59		
		Cumulative time (s)	145.30	131.78	116.63	101.02	86.50	71.42	55.94	40.92	26.19	12.59	2:25.30	
		Speed (m/s)	13.32	13.20	12.81	13.77	13.26	12.92	13.32	13.58	14.71	15.89	13.63	
		Stride length (m)	6.43	6.46	6.30	6.80	6.56	6.35	6.46	6.49	6.53	7.05	6.54	
		Stride duration (s)	0.463	0.489	0.492	0.494	0.495	0.492	0.485	0.478	0.444	0.444	0.480	
		Stride efficiency (%)	64.57	65.20	62.05	72.28	67.34	63.08	65.15	65.81	66.53	77.61	66.78	
		Stride count	28.00	30.96	31.74	29.41	30.47	31.48	30.97	30.82	30.65	28.38	302.88	

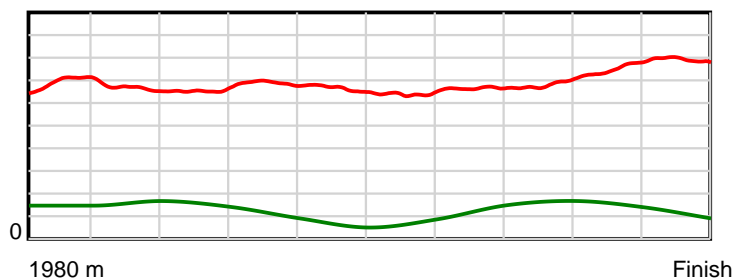
10 m Stride length



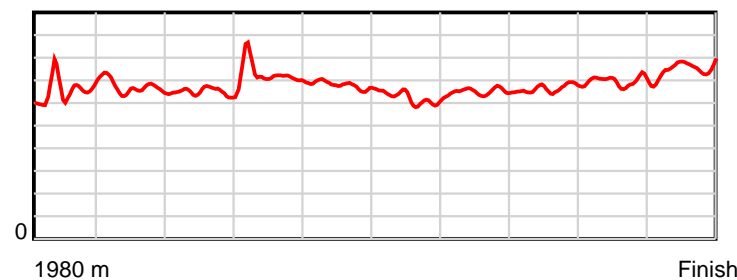
0.6 s Stride duration



20 m/sec Speed



100 % Stride efficiency



Note: Horizontal distance axis grid lines are 200m furlongs.

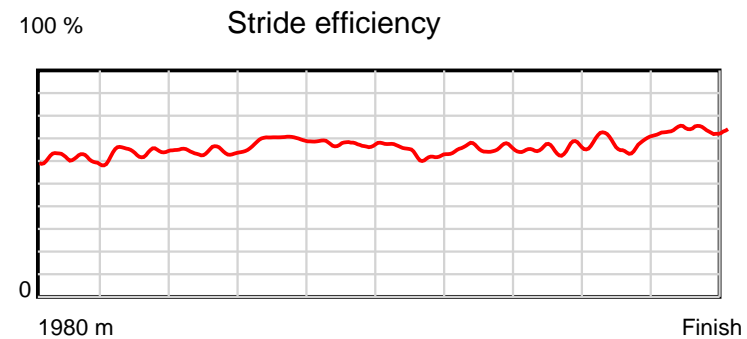
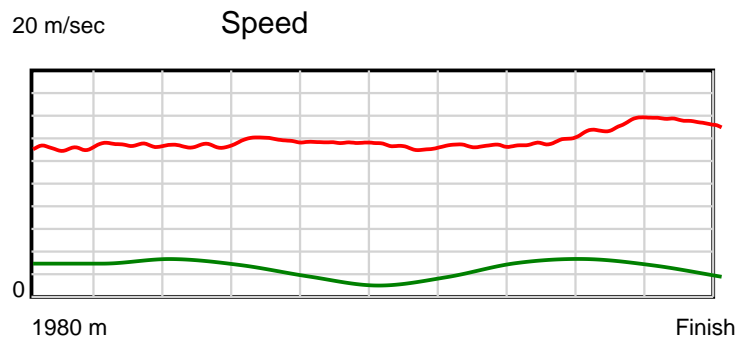
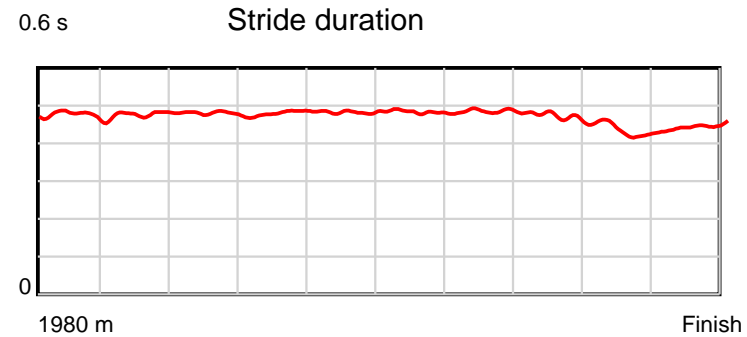
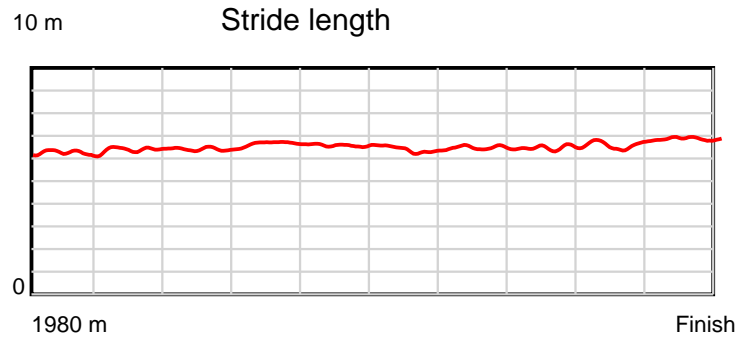
Disclaimer.

HRNZ and NZMTC and Thoroughbred Ratings Pty Ltd accepts no responsibility for the completeness or accuracy of any of the information contained herein, and makes no representations about its suitability for any particular purpose. Users should make their own judgements about those matters and/or seek independent advice. You assume all risks associated with use of the data provided on this page.

Race Results

May 24, 2019, Race 5, ULTIMATE MACHETE AT ALABAR MOBILE PACE, Distance 1980m, Addington - Survey 1980m

Result	TAB no.	Horse (Barrier)	1980 to	1800m to	1600m to	1400m to	1200m to	1000m to	800m to	600m to	400m to	200m to	Total or	Margin
6th	8	Unico Enchantr... (7)	1800m	1600m	1400m	1200m	1000m	800m	600m	400m	200m	WP	Average	
		Position in running (margin)	-	8(7.8)	7(9.7)	7(7.6)	7(7.4)	7(5.4)	6(5.0)	6(4.7)	6(5.4)	5(6.8)		5.90
		Sectional time (s)	13.68	15.27	15.38	14.39	14.98	15.26	15.02	14.76	13.53	13.07		
		Cumulative time (s)	145.34	131.66	116.39	101.01	86.62	71.64	56.38	41.36	26.60	13.07	2:25.34	
		Speed (m/s)	13.16	13.10	13.00	13.90	13.35	13.11	13.32	13.55	14.78	15.30	13.62	
		Stride length (m)	6.24	6.24	6.24	6.67	6.44	6.33	6.46	6.38	6.42	6.83	6.42	
		Stride duration (s)	0.476	0.477	0.480	0.480	0.482	0.483	0.485	0.471	0.434	0.447	0.471	
		Stride efficiency (%)	60.80	60.91	60.83	69.61	64.83	62.68	65.25	63.56	64.35	72.96	64.46	
		Stride count	28.86	32.03	32.06	29.96	31.05	31.58	30.95	31.36	31.17	29.27	308.29	



Note: Horizontal distance axis grid lines are 200m furlongs.

Disclaimer.

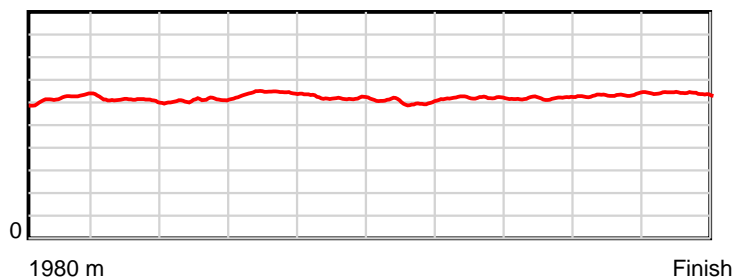
HRNZ and NZMTC and Thoroughbred Ratings Pty Ltd accepts no responsibility for the completeness or accuracy of any of the information contained herein, and makes no representations about its suitability for any particular purpose. Users should make their own judgements about those matters and/or seek independent advice. You assume all risks associated with use of the data provided on this page.

Race Results

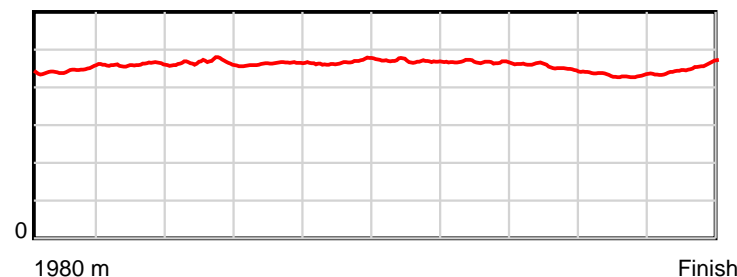
May 24, 2019, Race 5, ULTIMATE MACHETE AT ALABAR MOBILE PACE, Distance 1980m, Addington - Survey 1980m

Result	TAB no.	Horse (Barrier)	1980 to	1800m to	1600m to	1400m to	1200m to	1000m to	800m to	600m to	400m to	200m to	Total or	Margin
7th	2	Shardan Suzie (2)	1800m	1600m	1400m	1200m	1000m	800m	600m	400m	200m	WP	Average	
		Position in running (margin)	-	3(2.5)	3(5.3)	4(4.4)	4(4.7)	4(3.6)	5(4.0)	5(3.7)	5(5.1)	6(8.1)		13.60
		Sectional time (s)	12.73	15.41	15.60	14.47	15.12	15.41	15.02	14.86	13.80	14.30		
		Cumulative time (s)	146.72	133.99	118.58	102.98	88.51	73.39	57.98	42.96	28.10	14.30	2:26.72	
		Speed (m/s)	14.14	12.98	12.82	13.82	13.23	12.98	13.32	13.46	14.49	13.99	13.50	
		Stride length (m)	6.23	5.96	5.96	6.39	6.18	6.10	6.20	6.11	6.27	6.32	6.17	
		Stride duration (s)	0.446	0.459	0.465	0.463	0.467	0.470	0.466	0.454	0.432	0.452	0.457	
		Stride efficiency (%)	60.68	55.46	55.44	63.85	59.64	58.07	60.06	58.31	61.36	62.34	59.42	
		Stride count	28.89	33.57	33.58	31.29	32.37	32.81	32.26	32.74	31.92	31.67	321.10	

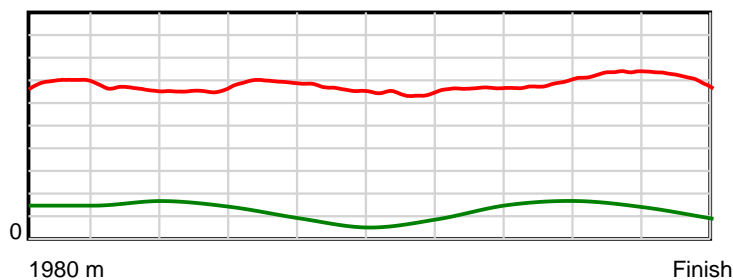
10 m Stride length



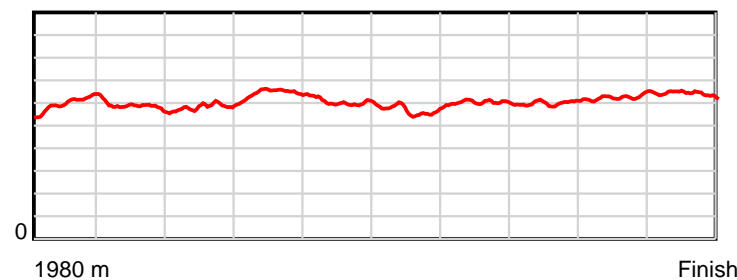
0.6 s Stride duration



20 m/sec Speed



100 % Stride efficiency



Note: Horizontal distance axis grid lines are 200m furlongs.

Disclaimer.

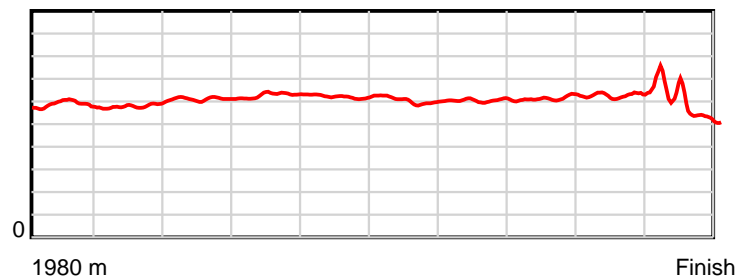
HRNZ and NZMTC and Thoroughbred Ratings Pty Ltd accepts no responsibility for the completeness or accuracy of any of the information contained herein, and makes no representations about its suitability for any particular purpose. Users should make their own judgements about those matters and/or seek independent advice. You assume all risks associated with use of the data provided on this page.

Race Results

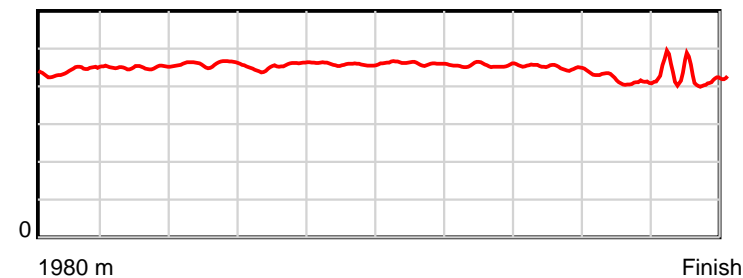
May 24, 2019, Race 5, ULTIMATE MACHETE AT ALABAR MOBILE PACE, Distance 1980m, Addington - Survey 1980m

Result	TAB no.	Horse (Barrier)	1980 to	1800m to	1600m to	1400m to	1200m to	1000m to	800m to	600m to	400m to	200m to	Total or	Margin
8th	7	Delightful Tan... (6)	1800m	1600m	1400m	1200m	1000m	800m	600m	400m	200m	WP	Average	
		Position in running (margin)	-	7(5.7)	8(10.9)	8(9.4)	8(9.4)	8(7.6)	8(6.4)	8(5.9)	8(6.7)	8(9.0)		17.40
		Sectional time (s)	13.32	15.81	15.50	14.43	14.99	15.15	14.98	14.76	13.69	14.77		
		Cumulative time (s)	147.40	134.08	118.27	102.77	88.34	73.35	58.20	43.22	28.46	14.77	2:27.40	
		Speed (m/s)	13.52	12.65	12.90	13.86	13.34	13.20	13.35	13.55	14.61	13.54	13.43	
		Stride length (m)	5.88	5.70	5.93	6.29	6.12	6.08	6.08	6.08	6.07	5.72	5.99	
		Stride duration (s)	0.440	0.450	0.460	0.454	0.459	0.461	0.455	0.449	0.416	0.423	0.446	
		Stride efficiency (%)	53.96	50.72	55.03	61.86	58.54	57.75	57.76	57.77	57.67	51.18	56.10	
		Stride count	30.63	35.10	33.70	31.79	32.68	32.90	32.90	32.89	32.92	34.95	330.46	

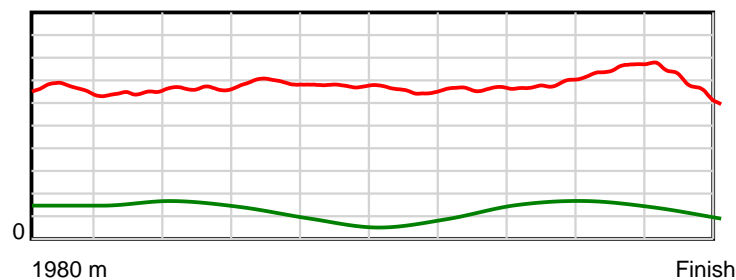
10 m Stride length



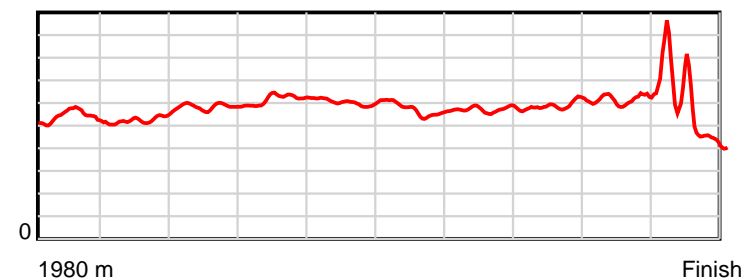
0.6 s Stride duration



20 m/sec Speed



100 % Stride efficiency



Note: Horizontal distance axis grid lines are 200m furlongs.

Disclaimer.

HRNZ and NZMTC and Thoroughbred Ratings Pty Ltd accepts no responsibility for the completeness or accuracy of any of the information contained herein, and makes no representations about its suitability for any particular purpose. Users should make their own judgements about those matters and/or seek independent advice. You assume all risks associated with use of the data provided on this page.