



Race Results

NZ Metropolitan Trotting Club Inc, HRNZ, June 14, 2019

Compilation date: June 14, 2019, 7:42:28 PM (NZST)

Copyright © 2019 HRNZ and NZMTC. All rights reserved.

Trademarks.

StrideMASTER is a registered trademark of Thoroughbred Ratings Pty Ltd.

Disclaimer.

HRNZ and NZMTC and Thoroughbred Ratings Pty Ltd accepts no responsibility for the completeness or accuracy of any of the information contained herein, and makes no representations about its suitability for any particular purpose. Users should make their own judgements about those matters and/or seek independent advice. You assume all risks associated with use of the data provided on this page.



Race Results



June 14, 2019, Race 5, PGG WRIGHTSON ST'BRED UNCUT GEMS MARES CLASSIC (MOB PACE), Distance 2600m, Addington - Survey 3200m

Result	TAB no.	Horse (Barrier)	2600 to	2400m to
1st	6	I'mallaboutthe... (6)	2400m	2200m
		Position in running (margin)	-	3(4.3)
		Sectional time (s)	13.63	15.43
		Cumulative time (s)	192.57	178.94
		Speed (m/s)	14.68	12.96
		Stride length (m)	6.14	5.85
		Stride duration (s)	0.417	0.452
		Stride efficiency (%)	58.91	53.55
		Stride count	32.57	34.16

Disclaimer.

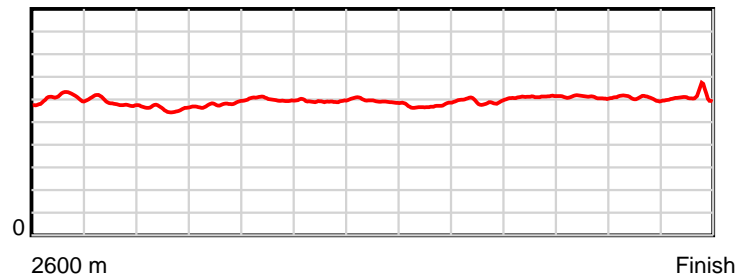
HRNZ and NZMTC and Thoroughbred Ratings Pty Ltd accepts no responsibility for the completeness or accuracy of any of the information contained herein, and makes no representations about its suitability for any particular purpose. Users should make their own judgements about those matters and/or seek independent advice. You assume all risks associated with use of the data provided on this page.

Race Results

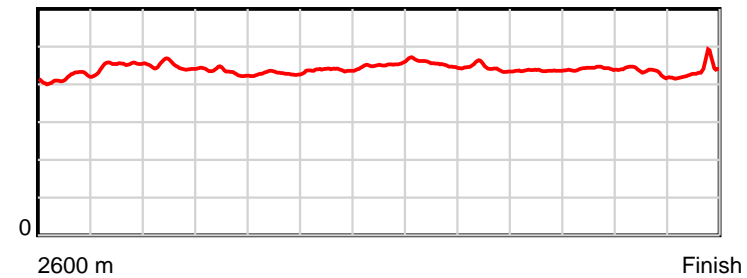
June 14, 2019, Race 5, PGG WRIGHTSON ST'BRED UNCUT GEMS MARES CLASSIC (MOB PACE), Distance 2600m, Addington - Survey 3200m

Result	TAB no.	Horse (Barrier)	2200m to	2000m to	1800m to	1600m to	1400m to	1200m to	1000m to	800m to	600m to	400m to	200m to	Total or	Margin
1st	6	l'mallaboutthe... (6)	2000m	1800m	1600m	1400m	1200m	1000m	800m	600m	400m	200m	WP	Average	
		Position in running (margin)	3(4.3)	3(4.6)	5(4.5)	4(4.4)	4(4.4)	4(3.9)	4(4.1)	4(4.3)	5(3.7)	6(4.2)	3(3.5)		0.00
		Sectional time (s)	16.00	14.98	14.23	14.79	15.18	15.94	15.02	14.31	14.50	14.28	14.28		
		Cumulative time (s)	163.51	147.51	132.53	118.30	103.51	88.33	72.39	57.37	43.06	28.56	14.28	3:12.57	
		Speed (m/s)	12.50	13.35	14.05	13.52	13.18	12.55	13.32	13.98	13.79	14.01	14.01	13.50	
		Stride length (m)	5.61	5.79	6.03	5.92	5.95	5.72	5.91	6.10	6.08	6.09	6.07	5.94	
		Stride duration (s)	0.449	0.434	0.429	0.438	0.452	0.456	0.444	0.437	0.441	0.435	0.434	0.440	
		Stride efficiency (%)	49.19	52.39	56.73	54.80	55.39	51.14	54.56	58.20	57.84	57.98	57.63	55.14	
		Stride count	35.65	34.54	33.19	33.77	33.59	34.96	33.85	32.77	32.87	32.83	32.93	437.68	

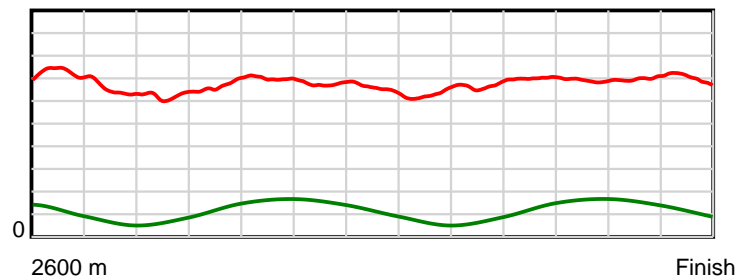
10 m Stride length



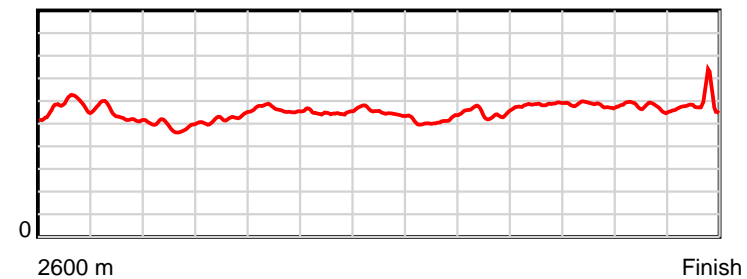
0.6 s Stride duration



20 m/sec Speed



100 % Stride efficiency



Note: Horizontal distance axis grid lines are 200m furlongs.

Disclaimer.

HRNZ and NZMTC and Thoroughbred Ratings Pty Ltd accepts no responsibility for the completeness or accuracy of any of the information contained herein, and makes no representations about its suitability for any particular purpose. Users should make their own judgements about those matters and/or seek independent advice. You assume all risks associated with use of the data provided on this page.



Race Results



June 14, 2019, Race 5, PGG WRIGHTSON ST'BRED UNCUT GEMS MARES CLASSIC (MOB PACE), Distance 2600m, Addington - Survey 3200m

Result	TAB no.	Horse (Barrier)	2600 to	2400m to
2nd	5	Flyin Milly Ma... (5)	2400m	2200m
		Position in running (margin)	-	1(0.0)
		Sectional time (s)	12.77	15.44
		Cumulative time (s)	192.75	179.98
		Speed (m/s)	15.67	12.95
		Stride length (m)	6.24	5.77
		Stride duration (s)	0.402	0.445
		Stride efficiency (%)	60.77	52.02
		Stride count	32.07	34.66

Disclaimer.

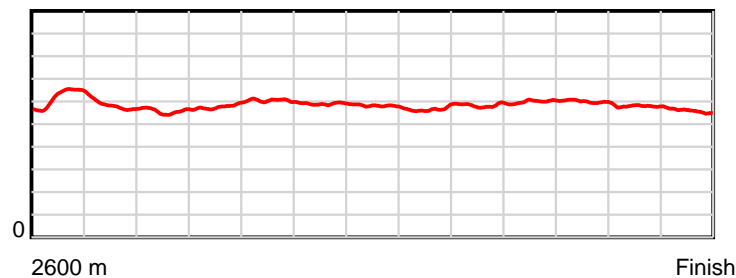
HRNZ and NZMTC and Thoroughbred Ratings Pty Ltd accepts no responsibility for the completeness or accuracy of any of the information contained herein, and makes no representations about its suitability for any particular purpose. Users should make their own judgements about those matters and/or seek independent advice. You assume all risks associated with use of the data provided on this page.

Race Results

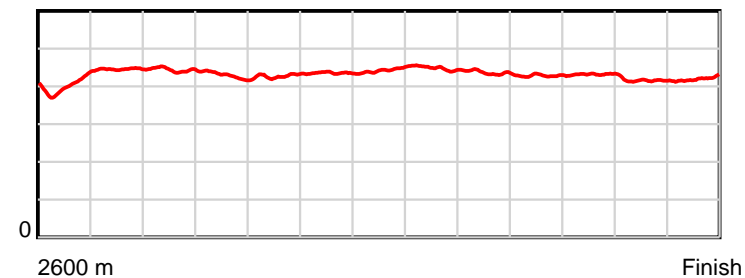
June 14, 2019, Race 5, PGG WRIGHTSON ST'BRED UNCUT GEMS MARES CLASSIC (MOB PACE), Distance 2600m, Addington - Survey 3200m

Result	TAB no.	Horse (Barrier)	2200m to	2000m to	1800m to	1600m to	1400m to	1200m to	1000m to	800m to	600m to	400m to	200m to	Total or	Margin
2nd	5	Flyin Milly Ma... (5)	2000m	1800m	1600m	1400m	1200m	1000m	800m	600m	400m	200m	WP	Average	
		Position in running (margin)	1(0.0)	1(0.0)	1(0.0)	1(0.0)	1(0.0)	1(0.0)	1(0.0)	1(0.0)	1(0.0)	1(0.0)	1(0.0)		1.00
		Sectional time (s)	15.95	15.00	14.24	14.80	15.26	15.90	14.99	14.40	14.42	14.40	15.18		
		Cumulative time (s)	164.54	148.59	133.59	119.35	104.55	89.29	73.39	58.40	44.00	29.58	15.18	3:12.75	
		Speed (m/s)	12.54	13.33	14.04	13.51	13.11	12.58	13.34	13.89	13.87	13.89	13.18	13.49	
		Stride length (m)	5.57	5.73	6.00	5.88	5.80	5.64	5.83	5.94	5.99	5.78	5.53	5.82	
		Stride duration (s)	0.444	0.430	0.427	0.435	0.442	0.448	0.437	0.428	0.432	0.416	0.420	0.431	
		Stride efficiency (%)	48.48	51.24	56.29	53.99	52.50	49.67	53.12	55.21	56.07	52.17	47.77	52.86	
		Stride count	35.91	34.93	33.32	34.03	34.50	35.48	34.30	33.65	33.39	34.61	36.17	447.02	

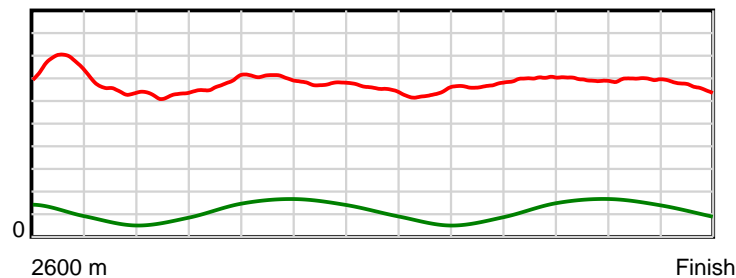
10 m Stride length



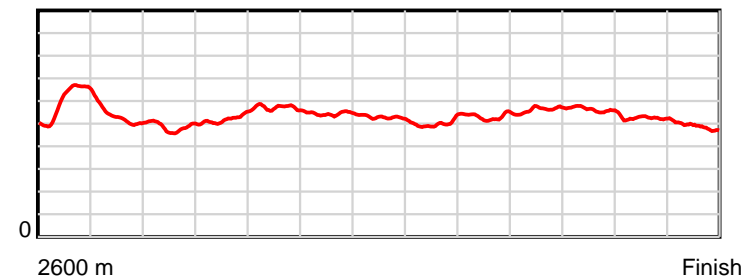
0.6 s Stride duration



20 m/sec Speed



100 % Stride efficiency



Note: Horizontal distance axis grid lines are 200m furlongs.

Disclaimer.

HRNZ and NZMTC and Thoroughbred Ratings Pty Ltd accepts no responsibility for the completeness or accuracy of any of the information contained herein, and makes no representations about its suitability for any particular purpose. Users should make their own judgements about those matters and/or seek independent advice. You assume all risks associated with use of the data provided on this page.



Race Results



June 14, 2019, Race 5, PGG WRIGHTSON ST'BRED UNCUT GEMS MARES CLASSIC (MOB PACE), Distance 2600m, Addington - Survey 3200m

Result	TAB no.	Horse (Barrier)	2600 to	2400m to
3rd	4	Naiya Franco (4)	2400m	2200m
		Position in running (margin)	-	2(2.3)
		Sectional time (s)	13.19	15.37
		Cumulative time (s)	193.00	179.81
		Speed (m/s)	15.17	13.01
		Stride length (m)	6.88	6.50
		Stride duration (s)	0.457	0.499
		Stride efficiency (%)	73.93	65.96
		Stride count	29.08	30.78

Disclaimer.

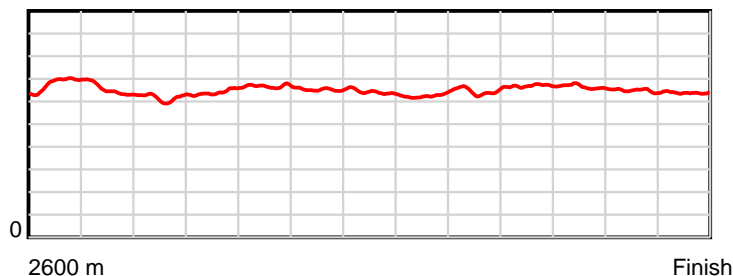
HRNZ and NZMTC and Thoroughbred Ratings Pty Ltd accepts no responsibility for the completeness or accuracy of any of the information contained herein, and makes no representations about its suitability for any particular purpose. Users should make their own judgements about those matters and/or seek independent advice. You assume all risks associated with use of the data provided on this page.

Race Results

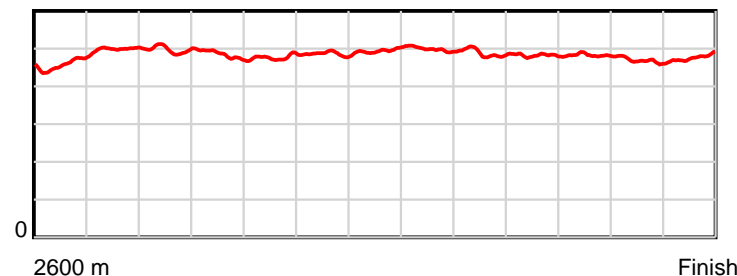
June 14, 2019, Race 5, PGG WRIGHTSON ST'BRED UNCUT GEMS MARES CLASSIC (MOB PACE), Distance 2600m, Addington - Survey 3200m

Result	TAB no.	Horse (Barrier)	2200m to	2000m to	1800m to	1600m to	1400m to	1200m to	1000m to	800m to	600m to	400m to	200m to	Total or	Margin
3rd	4	Naiya Franco (4)	2000m	1800m	1600m	1400m	1200m	1000m	800m	600m	400m	200m	WP	Average	
		Position in running (margin)	2(1.9)	2(2.3)	2(1.8)	2(1.8)	2(1.9)	3(2.3)	2(2.1)	2(2.0)	3(1.8)	2(2.1)	2(2.5)		2.40
		Sectional time (s)	16.02	14.92	14.25	14.81	15.32	15.86	14.98	14.36	14.47	14.47	14.98		
		Cumulative time (s)	164.44	148.42	133.50	119.25	104.44	89.12	73.26	58.28	43.92	29.45	14.98	3:13.00	
		Speed (m/s)	12.48	13.40	14.04	13.50	13.05	12.61	13.35	13.93	13.82	13.82	13.35	13.47	
		Stride length (m)	6.21	6.49	6.69	6.56	6.46	6.28	6.52	6.71	6.66	6.48	6.37	6.52	
		Stride duration (s)	0.497	0.484	0.477	0.486	0.495	0.498	0.488	0.482	0.482	0.469	0.477	0.484	
		Stride efficiency (%)	60.25	65.84	70.04	67.24	65.25	61.67	66.35	70.41	69.30	65.57	63.41	66.41	
		Stride count	32.21	30.81	29.87	30.49	30.95	31.84	30.69	29.80	30.03	30.88	31.40	398.83	

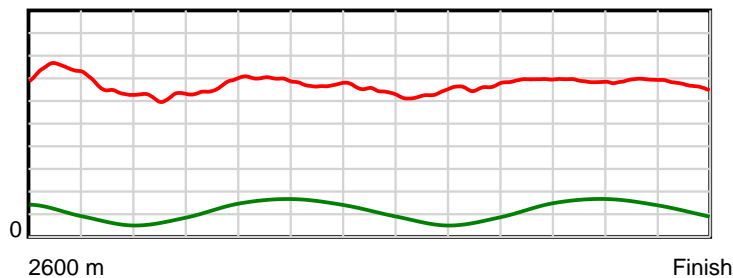
10 m Stride length



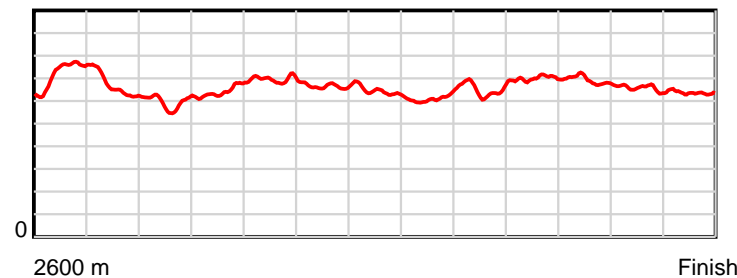
0.6 s Stride duration



20 m/sec Speed



100 % Stride efficiency



Note: Horizontal distance axis grid lines are 200m furlongs.

Disclaimer.

HRNZ and NZMTC and Thoroughbred Ratings Pty Ltd accepts no responsibility for the completeness or accuracy of any of the information contained herein, and makes no representations about its suitability for any particular purpose. Users should make their own judgements about those matters and/or seek independent advice. You assume all risks associated with use of the data provided on this page.



Race Results



June 14, 2019, Race 5, PGG WRIGHTSON ST'BRED UNCUT GEMS MARES CLASSIC (MOB PACE), Distance 2600m, Addington - Survey 3200m

Result	TAB no.	Horse (Barrier)	2600 to	2400m to
4th	14	Feel The Money (14)	2400m	2200m
		Position in running (margin)	-	5(7.4)
		Sectional time (s)	14.14	15.64
		Cumulative time (s)	193.06	178.92
		Speed (m/s)	14.15	12.79
		Stride length (m)	6.44	5.96
		Stride duration (s)	0.443	0.466
		Stride efficiency (%)	64.88	55.47
		Stride count	31.04	33.57

Disclaimer.

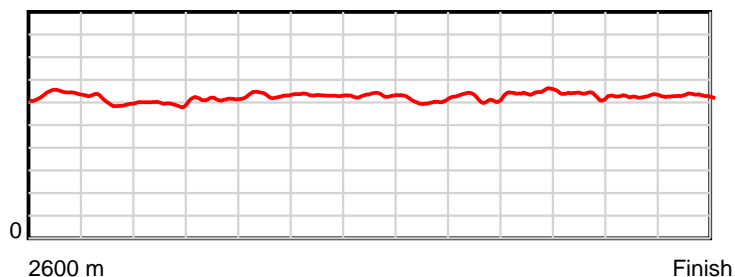
HRNZ and NZMTC and Thoroughbred Ratings Pty Ltd accepts no responsibility for the completeness or accuracy of any of the information contained herein, and makes no representations about its suitability for any particular purpose. Users should make their own judgements about those matters and/or seek independent advice. You assume all risks associated with use of the data provided on this page.

Race Results

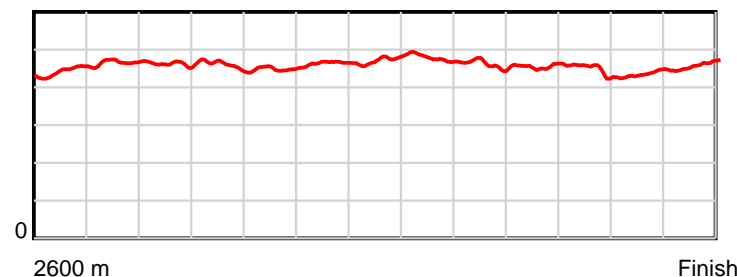
June 14, 2019, Race 5, PGG WRIGHTSON ST'BRED UNCUT GEMS MARES CLASSIC (MOB PACE), Distance 2600m, Addington - Survey 3200m

Result	TAB no.	Horse (Barrier)	2200m to	2000m to	1800m to	1600m to	1400m to	1200m to	1000m to	800m to	600m to	400m to	200m to	Total or	Margin
4th	14	Feel The Money (14)	2000m	1800m	1600m	1400m	1200m	1000m	800m	600m	400m	200m	WP	Average	
		Position in running (margin)	5(8.6)	6(7.3)	6(7.0)	6(7.6)	6(7.9)	7(6.2)	6(6.1)	6(6.4)	6(4.7)	5(4.2)	4(4.5)		2.80
		Sectional time (s)	15.74	14.95	14.33	14.85	14.98	15.88	15.05	14.11	14.34	14.45	14.60		
		Cumulative time (s)	163.28	147.54	132.59	118.26	103.41	88.43	72.55	57.50	43.39	29.05	14.60	3:13.06	
		Speed (m/s)	12.71	13.38	13.96	13.47	13.35	12.59	13.29	14.17	13.95	13.84	13.70	13.47	
		Stride length (m)	5.87	6.16	6.26	6.25	6.30	6.01	6.13	6.45	6.23	6.04	6.30	6.18	
		Stride duration (s)	0.462	0.460	0.449	0.464	0.472	0.478	0.461	0.455	0.447	0.437	0.460	0.459	
		Stride efficiency (%)	53.85	59.23	61.31	61.09	62.08	56.53	58.70	65.09	60.67	57.07	61.98	59.70	
		Stride count	34.07	32.48	31.93	31.99	31.73	33.25	32.63	30.99	32.10	33.09	31.76	420.63	

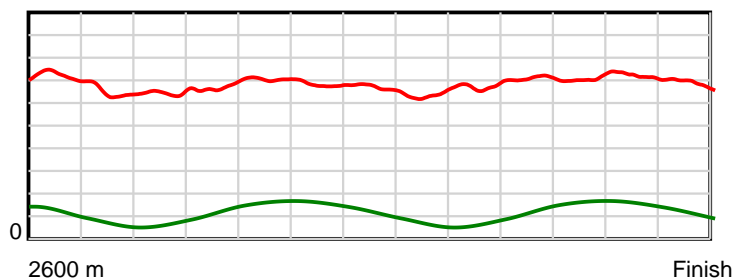
10 m Stride length



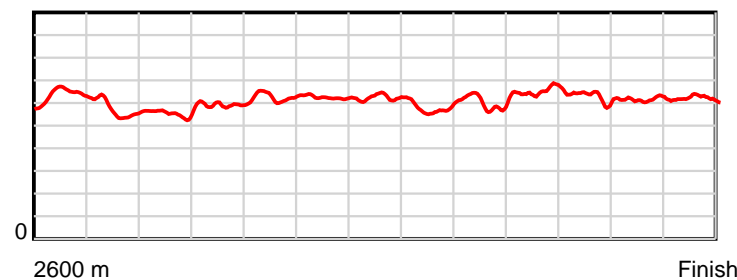
0.6 s Stride duration



20 m/sec Speed



100 % Stride efficiency



Note: Horizontal distance axis grid lines are 200m furlongs.

Disclaimer.

HRNZ and NZMTC and Thoroughbred Ratings Pty Ltd accepts no responsibility for the completeness or accuracy of any of the information contained herein, and makes no representations about its suitability for any particular purpose. Users should make their own judgements about those matters and/or seek independent advice. You assume all risks associated with use of the data provided on this page.



Race Results



June 14, 2019, Race 5, PGG WRIGHTSON ST'BRED UNCUT GEMS MARES CLASSIC (MOB PACE), Distance 2600m, Addington - Survey 3200m

Result	TAB no.	Horse (Barrier)	2600 to	2400m to
5th	12	Smoke N Reacto... (12)	2400m	2200m
		Position in running (margin)	-	13(13.2)
		Sectional time (s)	14.91	15.92
		Cumulative time (s)	193.29	178.38
		Speed (m/s)	13.42	12.56
		Stride length (m)	6.25	5.91
		Stride duration (s)	0.455	0.470
		Stride efficiency (%)	60.98	54.54
		Stride count	32.01	33.85

Disclaimer.

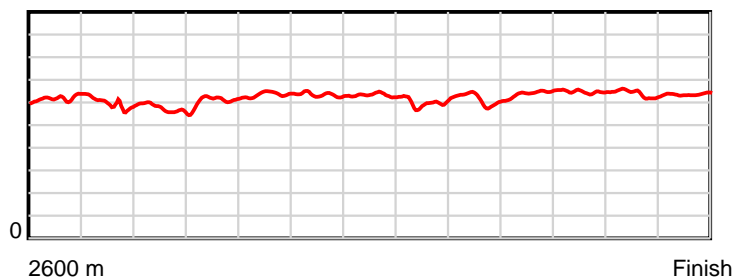
HRNZ and NZMTC and Thoroughbred Ratings Pty Ltd accepts no responsibility for the completeness or accuracy of any of the information contained herein, and makes no representations about its suitability for any particular purpose. Users should make their own judgements about those matters and/or seek independent advice. You assume all risks associated with use of the data provided on this page.

Race Results

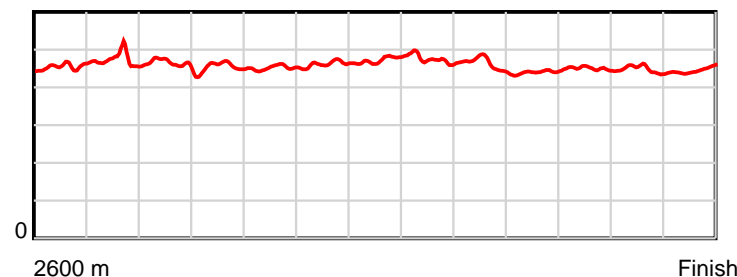
June 14, 2019, Race 5, PGG WRIGHTSON ST'BRED UNCUT GEMS MARES CLASSIC (MOB PACE), Distance 2600m, Addington - Survey 3200m

Result	TAB no.	Horse (Barrier)	2200m to	2000m to	1800m to	1600m to	1400m to	1200m to	1000m to	800m to	600m to	400m to	200m to	Total or	Margin
5th	12	Smoke N Reacto... (12)	2000m	1800m	1600m	1400m	1200m	1000m	800m	600m	400m	200m	WP	Average	
		Position in running (margin)	13(16.1)	14(17.5)	14(16.7)	14(17.8)	14(17.0)	14(15.2)	14(15.7)	14(16.5)	14(12.6)	13(10.9)	12(9.4)		4.00
		Sectional time (s)	16.19	14.86	14.44	14.65	14.97	15.98	15.13	13.75	14.14	14.14	14.21		
		Cumulative time (s)	162.46	146.27	131.41	116.97	102.32	87.35	71.37	56.24	42.49	28.35	14.21	3:13.29	
		Speed (m/s)	12.35	13.46	13.85	13.65	13.36	12.52	13.22	14.55	14.14	14.14	14.07	13.45	
		Stride length (m)	5.74	6.10	6.26	6.30	6.32	5.94	6.10	6.41	6.36	6.32	6.29	6.17	
		Stride duration (s)	0.465	0.453	0.452	0.462	0.473	0.474	0.462	0.440	0.450	0.447	0.447	0.459	
		Stride efficiency (%)	51.46	58.13	61.28	62.03	62.34	55.11	58.20	64.13	63.29	62.44	61.91	59.50	
		Stride count	34.85	32.79	31.94	31.74	31.67	33.68	32.77	31.22	31.43	31.64	31.77	421.36	

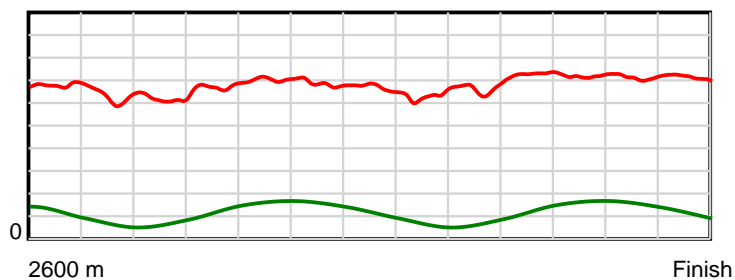
10 m Stride length



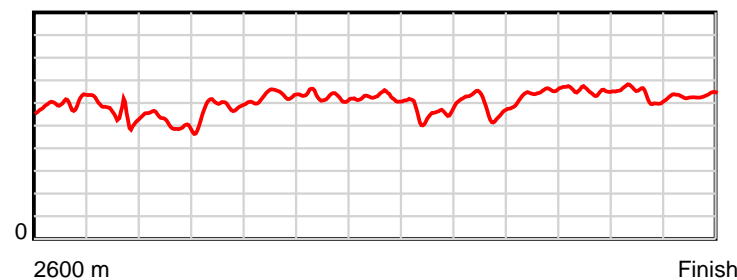
0.6 s Stride duration



20 m/sec Speed



100 % Stride efficiency



Note: Horizontal distance axis grid lines are 200m furlongs.

Disclaimer.

HRNZ and NZMTC and Thoroughbred Ratings Pty Ltd accepts no responsibility for the completeness or accuracy of any of the information contained herein, and makes no representations about its suitability for any particular purpose. Users should make their own judgements about those matters and/or seek independent advice. You assume all risks associated with use of the data provided on this page.



Race Results



June 14, 2019, Race 5, PGG WRIGHTSON ST'BRED UNCUT GEMS MARES CLASSIC (MOB PACE), Distance 2600m, Addington - Survey 3200m

Result	TAB no.	Horse (Barrier)	2600 to	2400m to
6th	3	Bird Of Paradi... (3)	2400m	2200m
		Position in running (margin)	-	7(9.2)
		Sectional time (s)	14.21	15.69
		Cumulative time (s)	193.32	179.11
		Speed (m/s)	14.08	12.75
		Stride length (m)	6.36	6.17
		Stride duration (s)	0.453	0.484
		Stride efficiency (%)	63.14	59.53
		Stride count	31.46	32.40

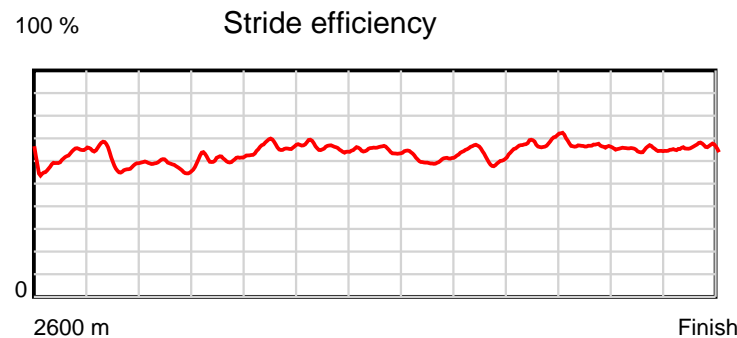
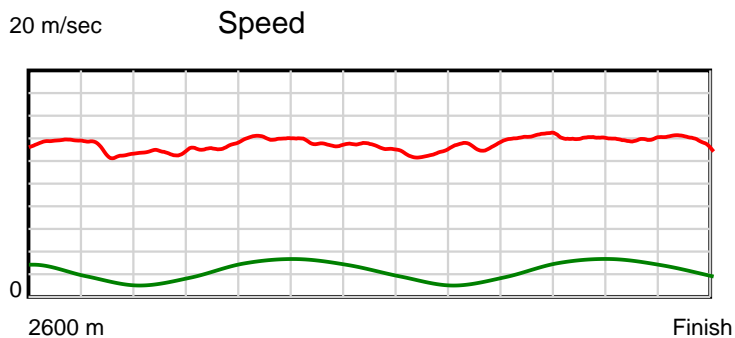
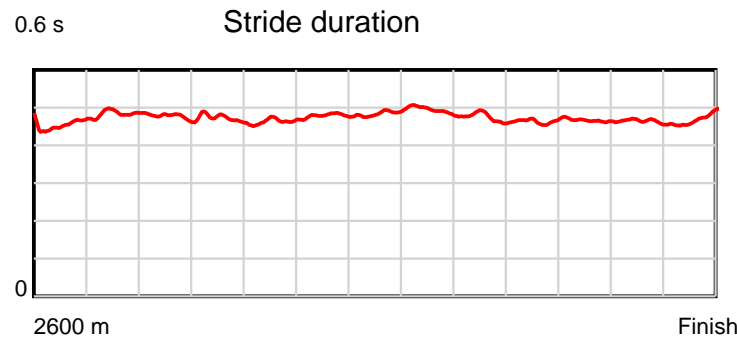
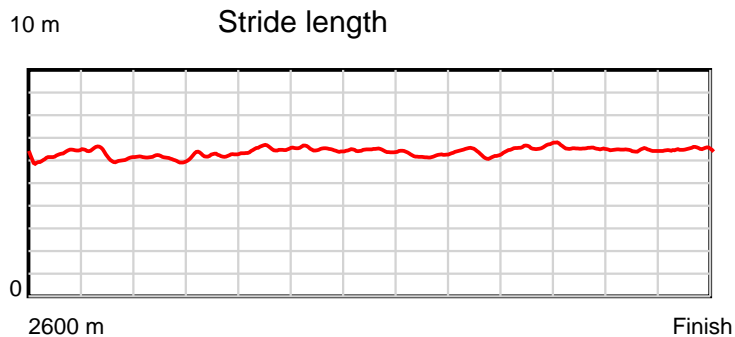
Disclaimer.

HRNZ and NZMTC and Thoroughbred Ratings Pty Ltd accepts no responsibility for the completeness or accuracy of any of the information contained herein, and makes no representations about its suitability for any particular purpose. Users should make their own judgements about those matters and/or seek independent advice. You assume all risks associated with use of the data provided on this page.

Race Results

June 14, 2019, Race 5, PGG WRIGHTSON ST'BRED UNCUT GEMS MARES CLASSIC (MOB PACE), Distance 2600m, Addington - Survey 3200m

Result	TAB no.	Horse (Barrier)	2200m to	2000m to	1800m to	1600m to	1400m to	1200m to	1000m to	800m to	600m to	400m to	200m to	Total or	Margin
6th	3	Bird Of Paradi... (3)	2000m	1800m	1600m	1400m	1200m	1000m	800m	600m	400m	200m	WP	Average	
		Position in running (margin)	8(10.7)	9(9.5)	8(9.2)	8(9.8)	8(9.7)	9(8.1)	9(8.4)	9(8.9)	7(6.8)	7(6.4)	6(5.8)		4.20
		Sectional time (s)	15.75	14.94	14.36	14.77	15.00	15.94	15.09	14.04	14.36	14.31	14.86		
		Cumulative time (s)	163.42	147.67	132.73	118.37	103.60	88.60	72.66	57.57	43.53	29.17	14.86	3:13.32	
		Speed (m/s)	12.70	13.39	13.93	13.54	13.33	12.55	13.25	14.25	13.93	13.98	13.46	13.45	
		Stride length (m)	6.05	6.33	6.46	6.48	6.48	6.18	6.28	6.62	6.48	6.49	6.35	6.36	
		Stride duration (s)	0.477	0.473	0.464	0.479	0.486	0.493	0.473	0.465	0.465	0.464	0.472	0.473	
		Stride efficiency (%)	57.26	62.53	65.25	65.62	65.59	59.68	61.57	68.51	65.56	65.73	62.99	63.19	
		Stride count	33.04	31.62	30.95	30.86	30.87	32.36	31.86	30.21	30.88	30.84	31.50	408.85	



Note: Horizontal distance axis grid lines are 200m furlongs.

Disclaimer.

HRNZ and NZMTC and Thoroughbred Ratings Pty Ltd accepts no responsibility for the completeness or accuracy of any of the information contained herein, and makes no representations about its suitability for any particular purpose. Users should make their own judgements about those matters and/or seek independent advice. You assume all risks associated with use of the data provided on this page.



Race Results



June 14, 2019, Race 5, PGG WRIGHTSON ST'BRED UNCUT GEMS MARES CLASSIC (MOB PACE), Distance 2600m, Addington - Survey 3200m

Result	TAB no.	Horse (Barrier)	2600 to	2400m to
7th	7	Delightful Dea... (7)	2400m	2200m
		Position in running (margin)	-	9(10.2)
		Sectional time (s)	14.69	15.83
		Cumulative time (s)	193.44	178.75
		Speed (m/s)	13.62	12.63
		Stride length (m)	6.19	5.95
		Stride duration (s)	0.451	0.471
		Stride efficiency (%)	59.90	55.37
		Stride count	32.30	33.60

Disclaimer.

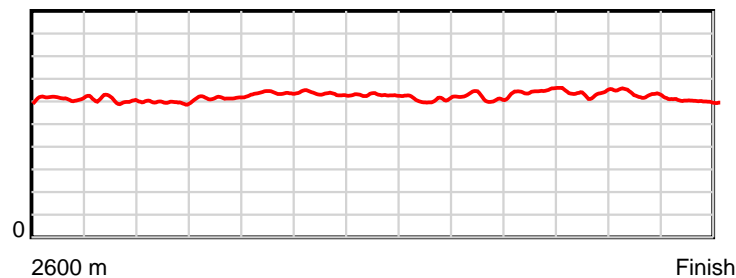
HRNZ and NZMTC and Thoroughbred Ratings Pty Ltd accepts no responsibility for the completeness or accuracy of any of the information contained herein, and makes no representations about its suitability for any particular purpose. Users should make their own judgements about those matters and/or seek independent advice. You assume all risks associated with use of the data provided on this page.

Race Results

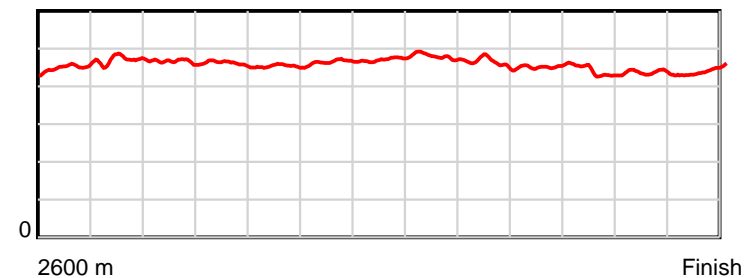
June 14, 2019, Race 5, PGG WRIGHTSON ST'BRED UNCUT GEMS MARES CLASSIC (MOB PACE), Distance 2600m, Addington - Survey 3200m

Result	TAB no.	Horse (Barrier)	2200m to	2000m to	1800m to	1600m to	1400m to	1200m to	1000m to	800m to	600m to	400m to	200m to	Total or	Margin
7th	7	Delightful Dea... (7)	2000m	1800m	1600m	1400m	1200m	1000m	800m	600m	400m	200m	WP	Average	
		Position in running (margin)	9(12.6)	11(11.8)	11(11.3)	10(12.2)	10(11.6)	11(9.9)	10(10.0)	10(10.6)	9(8.4)	8(6.4)	8(6.1)		4.80
		Sectional time (s)	15.82	14.92	14.39	14.68	14.99	15.91	15.10	14.03	14.09	14.35	14.64		
		Cumulative time (s)	162.92	147.10	132.18	117.79	103.11	88.12	72.21	57.11	43.08	28.99	14.64	3:13.44	
		Speed (m/s)	12.64	13.40	13.90	13.62	13.34	12.57	13.25	14.26	14.19	13.94	13.66	13.44	
		Stride length (m)	5.88	6.18	6.30	6.34	6.30	6.02	6.12	6.46	6.23	6.09	6.02	6.16	
		Stride duration (s)	0.465	0.461	0.453	0.465	0.472	0.479	0.462	0.453	0.439	0.437	0.441	0.458	
		Stride efficiency (%)	54.09	59.76	61.97	62.74	61.96	56.69	58.62	65.19	60.57	58.03	56.70	59.24	
		Stride count	33.99	32.34	31.76	31.56	31.76	33.20	32.65	30.97	32.12	32.82	33.20	422.27	

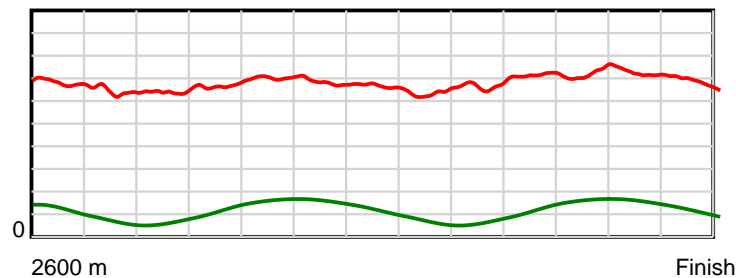
10 m Stride length



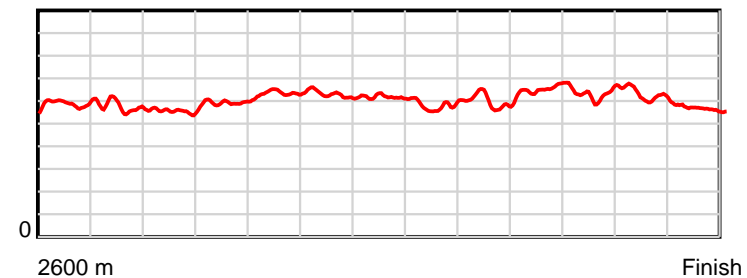
0.6 s Stride duration



20 m/sec Speed



100 % Stride efficiency



Note: Horizontal distance axis grid lines are 200m furlongs.

Disclaimer.

HRNZ and NZMTC and Thoroughbred Ratings Pty Ltd accepts no responsibility for the completeness or accuracy of any of the information contained herein, and makes no representations about its suitability for any particular purpose. Users should make their own judgements about those matters and/or seek independent advice. You assume all risks associated with use of the data provided on this page.



Race Results



June 14, 2019, Race 5, PGG WRIGHTSON ST'BRED UNCUT GEMS MARES CLASSIC (MOB PACE), Distance 2600m, Addington - Survey 3200m

Result	TAB no.	Horse (Barrier)	2600 to	2400m to
8th	2	Delightful Tan... (2)	2400m	2200m
		Position in running (margin)	-	4(5.7)
		Sectional time (s)	13.82	15.57
		Cumulative time (s)	193.59	179.77
		Speed (m/s)	14.47	12.85
		Stride length (m)	6.23	5.97
		Stride duration (s)	0.429	0.465
		Stride efficiency (%)	60.64	55.73
		Stride count	32.10	33.49

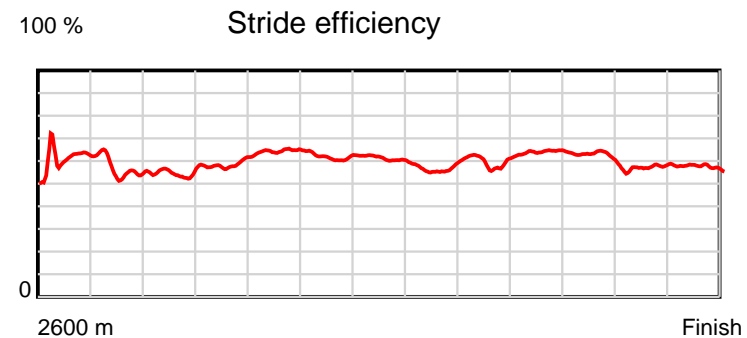
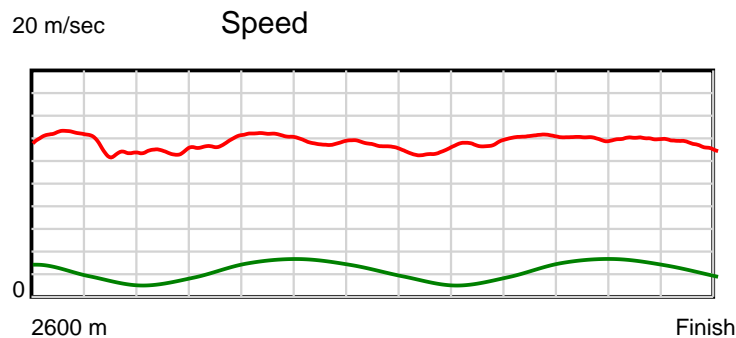
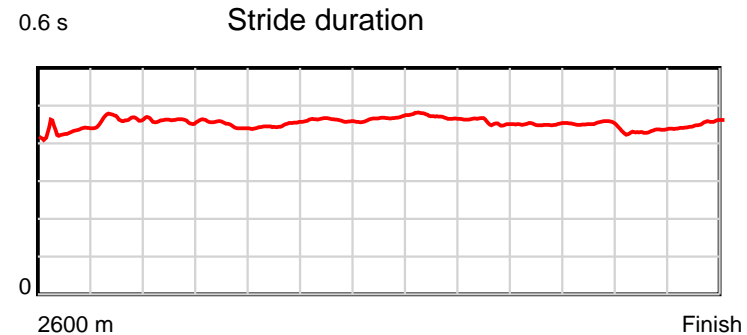
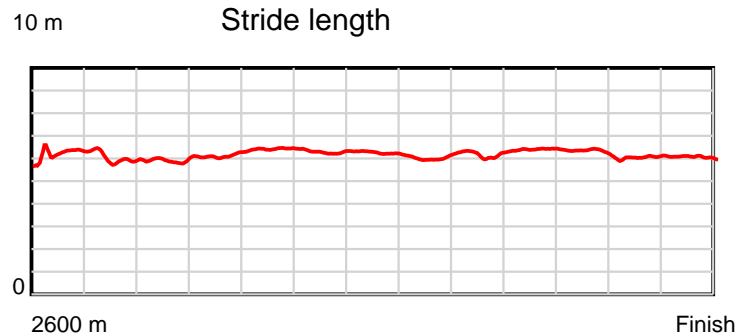
Disclaimer.

HRNZ and NZMTC and Thoroughbred Ratings Pty Ltd accepts no responsibility for the completeness or accuracy of any of the information contained herein, and makes no representations about its suitability for any particular purpose. Users should make their own judgements about those matters and/or seek independent advice. You assume all risks associated with use of the data provided on this page.

Race Results

June 14, 2019, Race 5, PGG WRIGHTSON ST'BRED UNCUT GEMS MARES CLASSIC (MOB PACE), Distance 2600m, Addington - Survey 3200m

Result	TAB no.	Horse (Barrier)	2200m to	2000m to	1800m to	1600m to	1400m to	1200m to	1000m to	800m to	600m to	400m to	200m to	Total or	Margin
8th	2	Delightful Tan... (2)	2000m	1800m	1600m	1400m	1200m	1000m	800m	600m	400m	200m	WP	Average	
		Position in running (margin)	4(6.5)	4(5.7)	4(4.3)	5(4.5)	5(5.4)	5(4.0)	5(4.3)	5(4.6)	4(3.0)	4(3.8)	5(5.4)		5.70
		Sectional time (s)	15.83	14.77	14.27	14.96	15.02	15.95	15.04	14.14	14.56	14.65	15.01		
		Cumulative time (s)	164.20	148.37	133.60	119.33	104.37	89.35	73.40	58.36	44.22	29.66	15.01	3:13.59	
		Speed (m/s)	12.63	13.54	14.02	13.37	13.32	12.54	13.30	14.14	13.74	13.65	13.32	13.43	
		Stride length (m)	5.81	6.10	6.28	6.18	6.22	5.91	6.07	6.38	6.20	5.90	6.02	6.09	
		Stride duration (s)	0.460	0.451	0.448	0.462	0.467	0.472	0.456	0.451	0.451	0.432	0.452	0.454	
		Stride efficiency (%)	52.74	58.18	61.66	59.61	60.38	54.61	57.50	63.53	60.00	54.46	56.72	58.01	
		Stride count	34.43	32.78	31.84	32.38	32.17	33.83	32.97	31.37	32.28	33.88	33.20	426.72	



Note: Horizontal distance axis grid lines are 200m furlongs.

Disclaimer.

HRNZ and NZMTC and Thoroughbred Ratings Pty Ltd accepts no responsibility for the completeness or accuracy of any of the information contained herein, and makes no representations about its suitability for any particular purpose. Users should make their own judgements about those matters and/or seek independent advice. You assume all risks associated with use of the data provided on this page.



Race Results



June 14, 2019, Race 5, PGG WRIGHTSON ST'BRED UNCUT GEMS MARES CLASSIC (MOB PACE), Distance 2600m, Addington - Survey 3200m

Result	TAB no.	Horse (Barrier)	2600 to	2400m to
9th	13	Sweet Mary (13)	2400m	2200m
		Position in running (margin)	-	12(12.2)
		Sectional time (s)	14.97	15.83
		Cumulative time (s)	193.86	178.89
		Speed (m/s)	13.36	12.63
		Stride length (m)	6.59	6.20
		Stride duration (s)	0.479	0.491
		Stride efficiency (%)	67.80	60.10
		Stride count	30.36	32.25

Disclaimer.

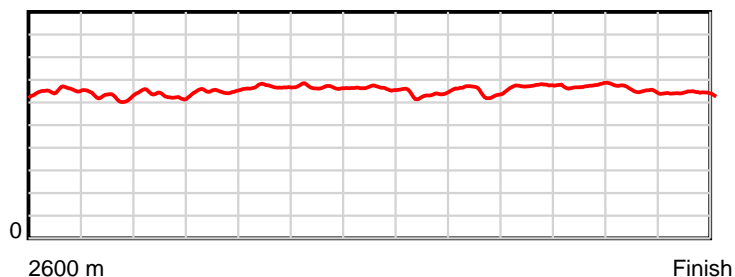
HRNZ and NZMTC and Thoroughbred Ratings Pty Ltd accepts no responsibility for the completeness or accuracy of any of the information contained herein, and makes no representations about its suitability for any particular purpose. Users should make their own judgements about those matters and/or seek independent advice. You assume all risks associated with use of the data provided on this page.

Race Results

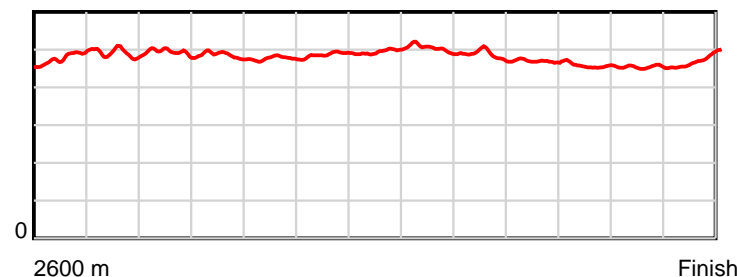
June 14, 2019, Race 5, PGG WRIGHTSON ST'BRED UNCUT GEMS MARES CLASSIC (MOB PACE), Distance 2600m, Addington - Survey 3200m

Result	TAB no.	Horse (Barrier)	2200m to	2000m to	1800m to	1600m to	1400m to	1200m to	1000m to	800m to	600m to	400m to	200m to	Total or	Margin
9th	13	Sweet Mary (13)	2000m	1800m	1600m	1400m	1200m	1000m	800m	600m	400m	200m	WP	Average	
		Position in running (margin)	12(14.6)	12(13.3)	12(12.6)	12(13.8)	12(13.4)	12(11.7)	12(11.8)	12(12.8)	11(9.8)	9(6.7)	9(7.5)		7.10
		Sectional time (s)	15.74	14.88	14.45	14.73	14.97	15.93	15.15	13.90	13.91	14.53	14.87		
		Cumulative time (s)	163.06	147.32	132.44	117.99	103.26	88.29	72.36	57.21	43.31	29.40	14.87	3:13.86	
		Speed (m/s)	12.71	13.44	13.84	13.58	13.36	12.55	13.20	14.39	14.38	13.76	13.45	13.41	
		Stride length (m)	6.27	6.53	6.59	6.62	6.61	6.32	6.41	6.76	6.56	6.25	6.39	6.46	
		Stride duration (s)	0.493	0.486	0.476	0.487	0.495	0.503	0.486	0.470	0.456	0.454	0.475	0.482	
		Stride efficiency (%)	61.37	66.60	67.95	68.41	68.36	62.39	64.17	71.44	67.15	61.06	63.88	65.31	
		Stride count	31.91	30.64	30.33	30.23	30.24	31.65	31.21	29.58	30.51	32.00	31.28	402.19	

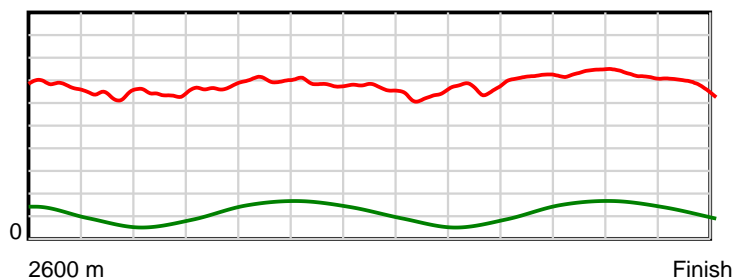
10 m Stride length



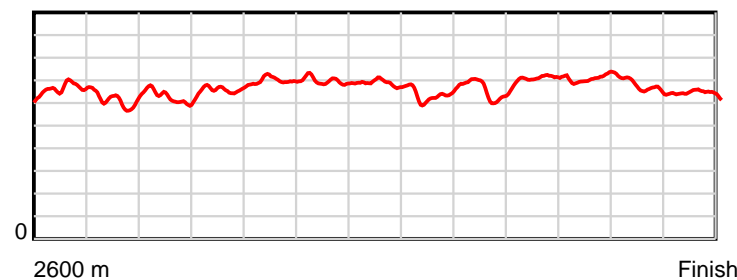
0.6 s Stride duration



20 m/sec Speed



100 % Stride efficiency



Note: Horizontal distance axis grid lines are 200m furlongs.

Disclaimer.

HRNZ and NZMTC and Thoroughbred Ratings Pty Ltd accepts no responsibility for the completeness or accuracy of any of the information contained herein, and makes no representations about its suitability for any particular purpose. Users should make their own judgements about those matters and/or seek independent advice. You assume all risks associated with use of the data provided on this page.



Race Results



June 14, 2019, Race 5, PGG WRIGHTSON ST'BRED UNCUT GEMS MARES CLASSIC (MOB PACE), Distance 2600m, Addington - Survey 3200m

Result	TAB no.	Horse (Barrier)	2600 to	2400m to
10th	11	Betterthanbrie (11)	2400m	2200m
		Position in running (margin)	-	10(11.4)
		Sectional time (s)	14.94	15.73
		Cumulative time (s)	194.11	179.17
		Speed (m/s)	13.39	12.71
		Stride length (m)	6.32	5.94
		Stride duration (s)	0.453	0.467
		Stride efficiency (%)	62.43	55.11
		Stride count	31.64	33.68

Disclaimer.

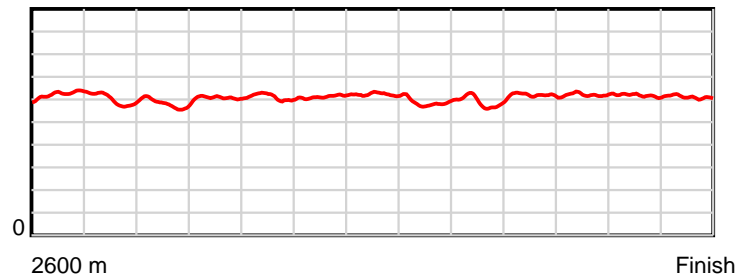
HRNZ and NZMTC and Thoroughbred Ratings Pty Ltd accepts no responsibility for the completeness or accuracy of any of the information contained herein, and makes no representations about its suitability for any particular purpose. Users should make their own judgements about those matters and/or seek independent advice. You assume all risks associated with use of the data provided on this page.

Race Results

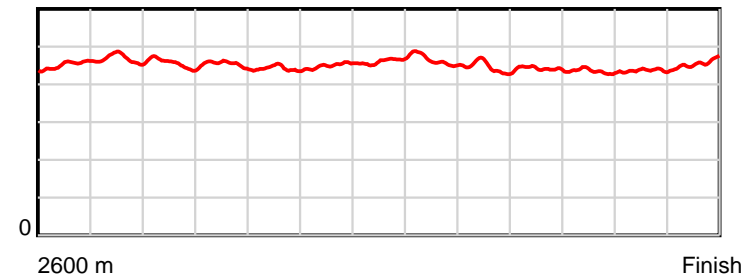
June 14, 2019, Race 5, PGG WRIGHTSON ST'BRED UNCUT GEMS MARES CLASSIC (MOB PACE), Distance 2600m, Addington - Survey 3200m

Result	TAB no.	Horse (Barrier)	2200m to	2000m to	1800m to	1600m to	1400m to	1200m to	1000m to	800m to	600m to	400m to	200m to	Total or	Margin
10th	11	Betterthanbrie (11)	2000m	1800m	1600m	1400m	1200m	1000m	800m	600m	400m	200m	WP	Average	
		Position in running (margin)	10(13.2)	10(11.5)	10(11.3)	11(12.7)	11(12.3)	10(9.9)	11(10.2)	11(10.8)	12(10.4)	11(9.0)	11(8.7)		8.50
		Sectional time (s)	15.67	14.98	14.48	14.72	14.86	15.96	15.09	14.34	14.19	14.33	14.82		
		Cumulative time (s)	163.44	147.77	132.79	118.31	103.59	88.73	72.77	57.68	43.34	29.15	14.82	3:14.11	
		Speed (m/s)	12.76	13.35	13.81	13.59	13.46	12.53	13.25	13.95	14.09	13.96	13.50	13.39	
		Stride length (m)	5.81	6.06	6.10	6.11	6.20	5.83	5.89	6.17	6.13	6.09	6.16	6.06	
		Stride duration (s)	0.456	0.454	0.441	0.450	0.461	0.465	0.445	0.442	0.435	0.436	0.457	0.452	
		Stride efficiency (%)	52.82	57.45	58.09	58.41	60.14	53.04	54.30	59.48	58.63	57.95	59.32	57.38	
		Stride count	34.40	32.98	32.80	32.71	32.24	34.33	33.93	32.42	32.65	32.84	32.46	429.08	

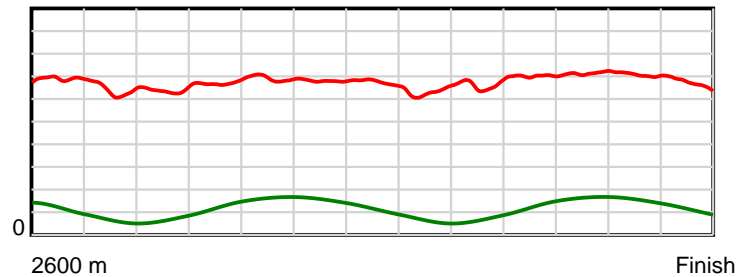
10 m Stride length



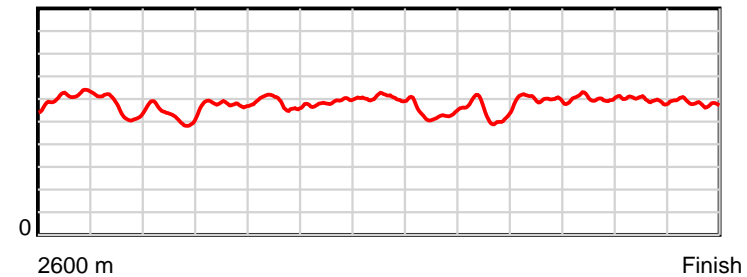
0.6 s Stride duration



20 m/sec Speed



100 % Stride efficiency



Note: Horizontal distance axis grid lines are 200m furlongs.

Disclaimer.

HRNZ and NZMTC and Thoroughbred Ratings Pty Ltd accepts no responsibility for the completeness or accuracy of any of the information contained herein, and makes no representations about its suitability for any particular purpose. Users should make their own judgements about those matters and/or seek independent advice. You assume all risks associated with use of the data provided on this page.



Race Results



June 14, 2019, Race 5, PGG WRIGHTSON ST'BRED UNCUT GEMS MARES CLASSIC (MOB PACE), Distance 2600m, Addington - Survey 3200m

Result	TAB no.	Horse (Barrier)	2600 to	2400m to
11th	8	Tiger Swift (8)	2400m	2200m
		Position in running (margin)	-	14(13.6)
		Sectional time (s)	15.16	15.92
		Cumulative time (s)	194.41	179.25
		Speed (m/s)	13.20	12.56
		Stride length (m)	6.01	5.66
		Stride duration (s)	0.449	0.450
		Stride efficiency (%)	56.41	50.03
		Stride count	33.29	35.35

Disclaimer.

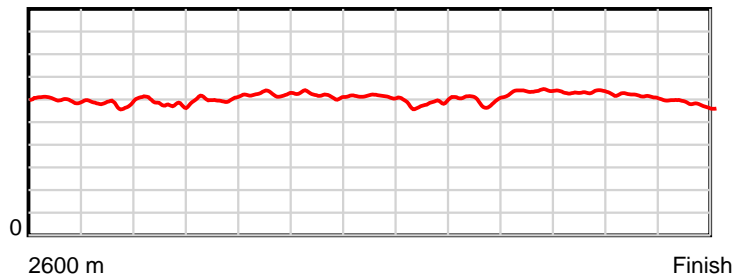
HRNZ and NZMTC and Thoroughbred Ratings Pty Ltd accepts no responsibility for the completeness or accuracy of any of the information contained herein, and makes no representations about its suitability for any particular purpose. Users should make their own judgements about those matters and/or seek independent advice. You assume all risks associated with use of the data provided on this page.

Race Results

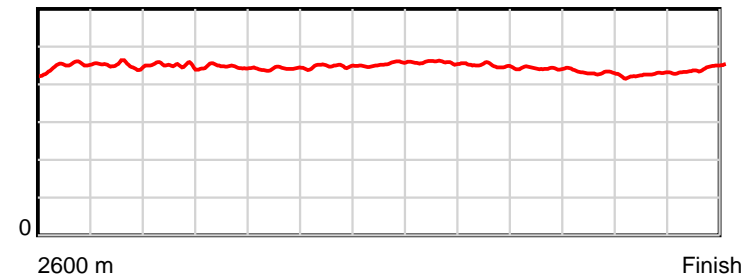
June 14, 2019, Race 5, PGG WRIGHTSON ST'BRED UNCUT GEMS MARES CLASSIC (MOB PACE), Distance 2600m, Addington - Survey 3200m

Result	TAB no.	Horse (Barrier)	2200m to	2000m to	1800m to	1600m to	1400m to	1200m to	1000m to	800m to	600m to	400m to	200m to	Total or	Margin
11th	8	Tiger Swift (8)	2000m	1800m	1600m	1400m	1200m	1000m	800m	600m	400m	200m	WP	Average	
		Position in running (margin)	14(16.5)	13(15.5)	13(14.9)	13(15.9)	13(15.3)	13(13.1)	13(13.9)	13(15.2)	13(12.0)	10(9.0)	10(7.9)		10.20
		Sectional time (s)	15.80	14.90	14.40	14.70	14.90	16.02	15.22	13.87	13.91	14.21	15.40		
		Cumulative time (s)	163.33	147.53	132.63	118.23	103.53	88.63	72.61	57.39	43.52	29.61	15.40	3:14.41	
		Speed (m/s)	12.66	13.42	13.89	13.61	13.42	12.48	13.14	14.42	14.38	14.07	12.99	13.37	
		Stride length (m)	5.70	6.00	6.13	6.10	6.10	5.72	5.90	6.38	6.17	6.00	5.76	5.96	
		Stride duration (s)	0.450	0.447	0.442	0.448	0.454	0.458	0.449	0.443	0.429	0.427	0.443	0.446	
		Stride efficiency (%)	50.85	56.20	58.79	58.11	58.06	51.05	54.36	63.63	59.40	56.33	51.80	55.57	
		Stride count	35.06	33.35	32.61	32.80	32.81	34.99	33.91	31.34	32.44	33.31	34.74	436.00	

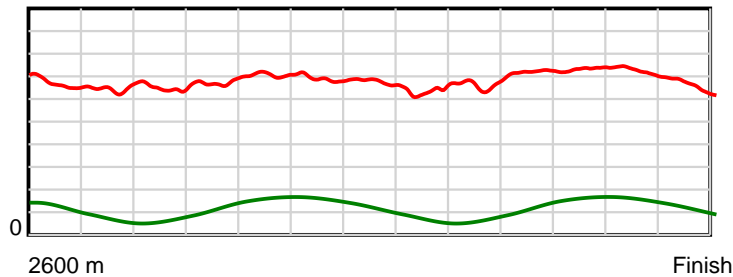
10 m Stride length



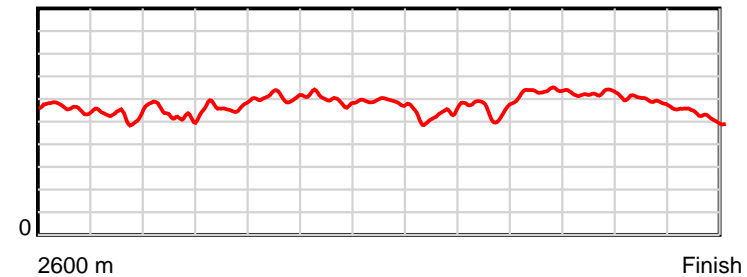
0.6 s Stride duration



20 m/sec Speed



100 % Stride efficiency



Note: Horizontal distance axis grid lines are 200m furlongs.

Disclaimer.

HRNZ and NZMTC and Thoroughbred Ratings Pty Ltd accepts no responsibility for the completeness or accuracy of any of the information contained herein, and makes no representations about its suitability for any particular purpose. Users should make their own judgements about those matters and/or seek independent advice. You assume all risks associated with use of the data provided on this page.



Race Results



June 14, 2019, Race 5, PGG WRIGHTSON ST'BRED UNCUT GEMS MARES CLASSIC (MOB PACE), Distance 2600m, Addington - Survey 3200m

Result	TAB no.	Horse (Barrier)	2600 to	2400m to
12th	9	Juice Brogden (9)	2400m	2200m
		Position in running (margin)	-	11(11.6)
		Sectional time (s)	14.71	15.81
		Cumulative time (s)	194.62	179.91
		Speed (m/s)	13.60	12.65
		Stride length (m)	6.25	5.91
		Stride duration (s)	0.462	0.467
		Stride efficiency (%)	60.99	54.52
		Stride count	32.01	33.86

Disclaimer.

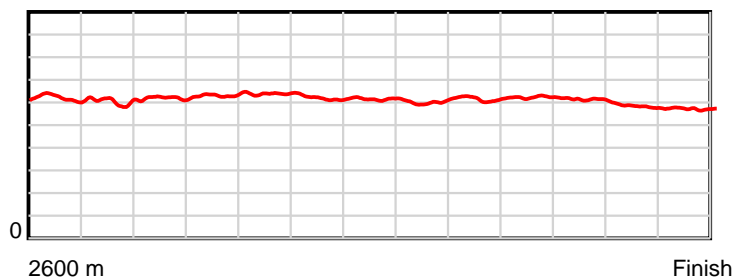
HRNZ and NZMTC and Thoroughbred Ratings Pty Ltd accepts no responsibility for the completeness or accuracy of any of the information contained herein, and makes no representations about its suitability for any particular purpose. Users should make their own judgements about those matters and/or seek independent advice. You assume all risks associated with use of the data provided on this page.

Race Results

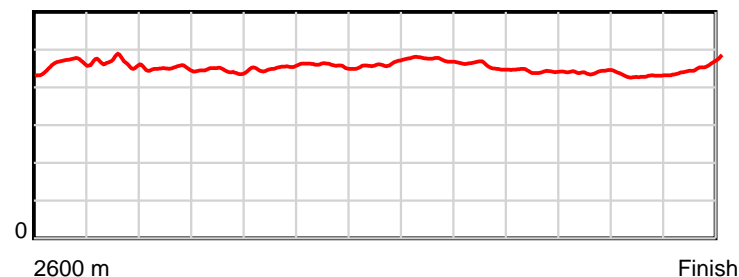
June 14, 2019, Race 5, PGG WRIGHTSON ST'BRED UNCUT GEMS MARES CLASSIC (MOB PACE), Distance 2600m, Addington - Survey 3200m

Result	TAB no.	Horse (Barrier)	2200m to	2000m to	1800m to	1600m to	1400m to	1200m to	1000m to	800m to	600m to	400m to	200m to	Total or	Margin
12th	9	Juice Brogden (9)	2000m	1800m	1600m	1400m	1200m	1000m	800m	600m	400m	200m	WP	Average	
		Position in running (margin)	11(13.9)	7(7.6)	3(1.8)	3(2.8)	3(3.5)	2(2.1)	3(2.6)	3(2.7)	2(1.5)	3(2.3)	7(5.9)		11.40
		Sectional time (s)	14.90	14.05	14.40	14.93	15.03	15.98	15.00	14.20	14.56	15.00	16.05		
		Cumulative time (s)	164.10	149.20	135.15	120.75	105.82	90.79	74.81	59.81	45.61	31.05	16.05	3:14.62	
		Speed (m/s)	13.42	14.23	13.89	13.40	13.31	12.52	13.33	14.08	13.74	13.33	12.46	13.36	
		Stride length (m)	6.03	6.33	6.29	6.13	6.15	5.93	6.08	6.23	6.05	5.73	5.68	6.05	
		Stride duration (s)	0.449	0.444	0.452	0.458	0.462	0.474	0.456	0.443	0.441	0.430	0.456	0.453	
		Stride efficiency (%)	56.80	62.54	61.74	58.79	59.18	55.00	57.73	60.68	57.26	51.32	50.47	57.28	
		Stride count	33.17	31.62	31.82	32.61	32.50	33.71	32.91	32.09	33.04	34.90	35.19	429.43	

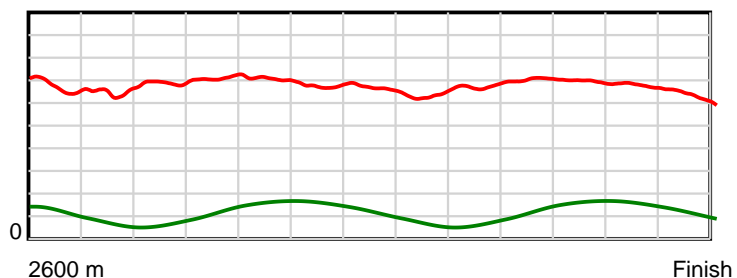
10 m Stride length



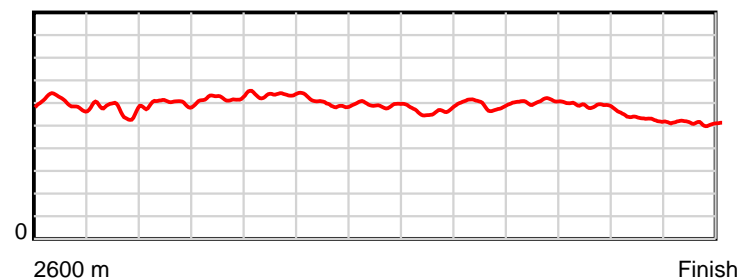
0.6 s Stride duration



20 m/sec Speed



100 % Stride efficiency



Note: Horizontal distance axis grid lines are 200m furlongs.

Disclaimer.

HRNZ and NZMTC and Thoroughbred Ratings Pty Ltd accepts no responsibility for the completeness or accuracy of any of the information contained herein, and makes no representations about its suitability for any particular purpose. Users should make their own judgements about those matters and/or seek independent advice. You assume all risks associated with use of the data provided on this page.



Race Results



June 14, 2019, Race 5, PGG WRIGHTSON ST'BRED UNCUT GEMS MARES CLASSIC (MOB PACE), Distance 2600m, Addington - Survey 3200m

Result	TAB no.	Horse (Barrier)	2600 to	2400m to
13th	10	First Class La... (10)	2400m	2200m
		Position in running (margin)	-	8(9.4)
		Sectional time (s)	14.29	15.61
		Cumulative time (s)	195.53	181.24
		Speed (m/s)	14.00	12.81
		Stride length (m)	6.42	6.09
		Stride duration (s)	0.451	0.475
		Stride efficiency (%)	64.32	57.93
		Stride count	31.17	32.85

Disclaimer.

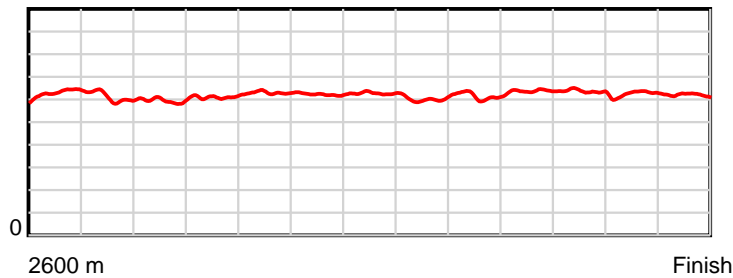
HRNZ and NZMTC and Thoroughbred Ratings Pty Ltd accepts no responsibility for the completeness or accuracy of any of the information contained herein, and makes no representations about its suitability for any particular purpose. Users should make their own judgements about those matters and/or seek independent advice. You assume all risks associated with use of the data provided on this page.

Race Results

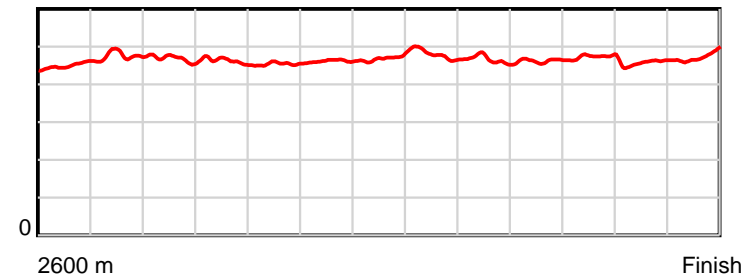
June 14, 2019, Race 5, PGG WRIGHTSON ST'BRED UNCUT GEMS MARES CLASSIC (MOB PACE), Distance 2600m, Addington - Survey 3200m

Result	TAB no.	Horse (Barrier)	2200m to	2000m to	1800m to	1600m to	1400m to	1200m to	1000m to	800m to	600m to	400m to	200m to	Total or	Margin
13th	10	First Class La... (10)	2000m	1800m	1600m	1400m	1200m	1000m	800m	600m	400m	200m	WP	Average	
		Position in running (margin)	7(10.5)	8(8.6)	9(9.2)	9(10.0)	9(9.9)	8(7.8)	8(8.1)	8(8.7)	10(9.1)	14(12.4)	13(14.9)		16.50
		Sectional time (s)	15.65	15.10	14.38	14.78	14.92	15.94	15.10	14.46	14.97	14.82	15.51		
		Cumulative time (s)	165.63	149.98	134.88	120.50	105.72	90.80	74.86	59.76	45.30	30.33	15.51	3:15.53	
		Speed (m/s)	12.78	13.25	13.91	13.53	13.40	12.55	13.25	13.83	13.36	13.50	12.89	13.30	
		Stride length (m)	5.99	6.13	6.31	6.25	6.29	6.02	6.16	6.40	6.33	6.16	6.12	6.20	
		Stride duration (s)	0.468	0.463	0.454	0.462	0.469	0.480	0.466	0.463	0.474	0.456	0.475	0.466	
		Stride efficiency (%)	55.98	58.79	62.29	61.01	61.80	56.60	59.38	63.98	62.59	59.27	58.57	60.11	
		Stride count	33.41	32.61	31.68	32.01	31.80	33.23	32.44	31.26	31.60	32.48	32.67	419.21	

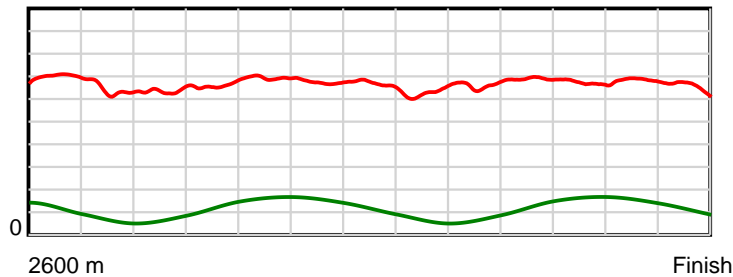
10 m Stride length



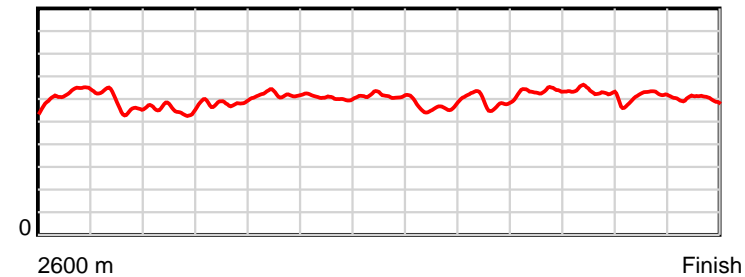
0.6 s Stride duration



20 m/sec Speed



100 % Stride efficiency



Note: Horizontal distance axis grid lines are 200m furlongs.

Disclaimer.

HRNZ and NZMTC and Thoroughbred Ratings Pty Ltd accepts no responsibility for the completeness or accuracy of any of the information contained herein, and makes no representations about its suitability for any particular purpose. Users should make their own judgements about those matters and/or seek independent advice. You assume all risks associated with use of the data provided on this page.



Race Results



June 14, 2019, Race 5, PGG WRIGHTSON ST'BRED UNCUT GEMS MARES CLASSIC (MOB PACE), Distance 2600m, Addington - Survey 3200m

Result	TAB no.	Horse (Barrier)	2600 to	2400m to
14th	1	Ideal Rule (1)	2400m	2200m
		Position in running (margin)	-	6(7.5)
		Sectional time (s)	14.18	15.64
		Cumulative time (s)	198.46	184.28
		Speed (m/s)	14.11	12.79
		Stride length (m)	5.55	5.46
		Stride duration (s)	0.388	0.427
		Stride efficiency (%)	48.15	46.57
		Stride count	36.03	36.64

Disclaimer.

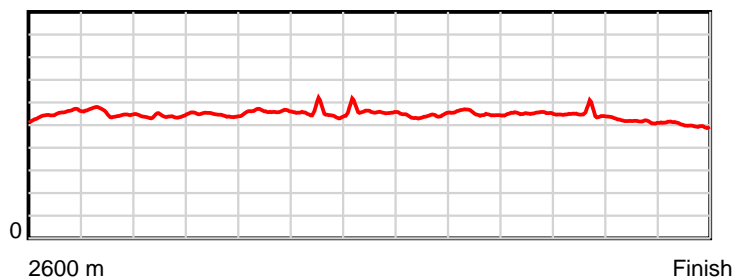
HRNZ and NZMTC and Thoroughbred Ratings Pty Ltd accepts no responsibility for the completeness or accuracy of any of the information contained herein, and makes no representations about its suitability for any particular purpose. Users should make their own judgements about those matters and/or seek independent advice. You assume all risks associated with use of the data provided on this page.

Race Results

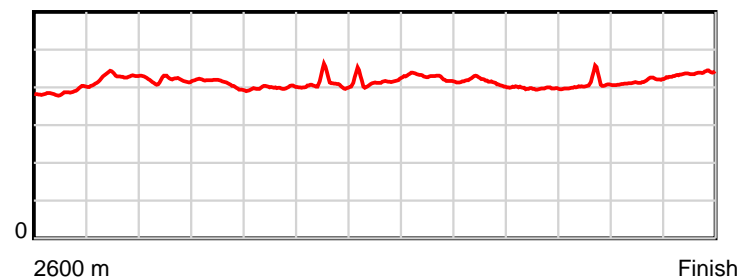
June 14, 2019, Race 5, PGG WRIGHTSON ST'BRED UNCUT GEMS MARES CLASSIC (MOB PACE), Distance 2600m, Addington - Survey 3200m

Result	TAB no.	Horse (Barrier)	2200m to	2000m to	1800m to	1600m to	1400m to	1200m to	1000m to	800m to	600m to	400m to	200m to	Total or	Margin
14th	1	Ideal Rule (1)	2000m	1800m	1600m	1400m	1200m	1000m	800m	600m	400m	200m	WP	Average	
		Position in running (margin)	6(8.7)	5(7.0)	7(7.4)	7(7.9)	7(8.1)	6(5.9)	7(6.1)	7(7.0)	8(7.6)	12(10.3)	14(20.0)		32.70
		Sectional time (s)	15.67	15.06	14.34	14.83	14.89	15.94	15.13	14.50	14.89	16.00	17.39		
		Cumulative time (s)	168.64	152.97	137.91	123.57	108.74	93.85	77.91	62.78	48.28	33.39	17.39	3:18.46	
		Speed (m/s)	12.76	13.28	13.95	13.49	13.43	12.55	13.22	13.79	13.43	12.50	11.50	13.10	
		Stride length (m)	5.36	5.45	5.56	5.50	5.57	5.35	5.48	5.47	5.46	5.19	5.02	5.41	
		Stride duration (s)	0.420	0.410	0.399	0.408	0.415	0.427	0.415	0.397	0.406	0.416	0.436	0.413	
		Stride efficiency (%)	44.84	46.39	48.32	47.33	48.52	44.78	46.95	46.80	46.60	42.15	39.37	45.79	
		Stride count	37.34	36.71	35.97	36.34	35.89	37.36	36.49	36.54	36.62	38.51	39.85	480.29	

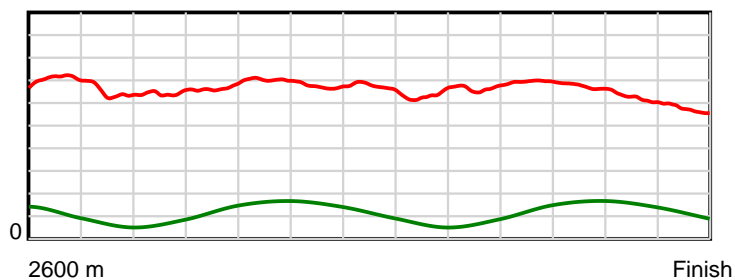
10 m Stride length



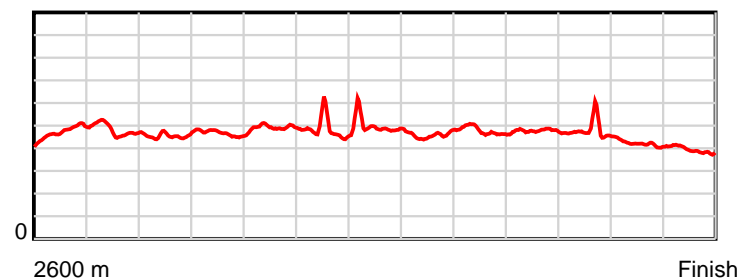
0.6 s Stride duration



20 m/sec Speed



100 % Stride efficiency



Note: Horizontal distance axis grid lines are 200m furlongs.

Disclaimer.

HRNZ and NZMTC and Thoroughbred Ratings Pty Ltd accepts no responsibility for the completeness or accuracy of any of the information contained herein, and makes no representations about its suitability for any particular purpose. Users should make their own judgements about those matters and/or seek independent advice. You assume all risks associated with use of the data provided on this page.