



Race Results

NZ Metropolitan Trotting Club Inc, HRNZ, June 14, 2019

Compilation date: June 14, 2019, 8:02:48 PM (NZST)

Copyright © 2019 HRNZ and NZMTC. All rights reserved.

Trademarks.

StrideMASTER is a registered trademark of Thoroughbred Ratings Pty Ltd.

Disclaimer.

HRNZ and NZMTC and Thoroughbred Ratings Pty Ltd accepts no responsibility for the completeness or accuracy of any of the information contained herein, and makes no representations about its suitability for any particular purpose. Users should make their own judgements about those matters and/or seek independent advice. You assume all risks associated with use of the data provided on this page.



Race Results



June 14, 2019, Race 6, TELTRAC COMMUNICATIONS LTD MOBILE TROT, Distance 2600m, Addington - Survey 3200m

Result	TAB no.	Horse (Barrier)	2600 to	2400m to
1st	6	Easy Pickings (6)	2400m	2200m
		Position in running (margin)	-	5(7.8)
		Sectional time (s)	15.24	16.25
		Cumulative time (s)	203.47	188.23
		Speed (m/s)	13.13	12.31
		Stride length (m)	5.57	5.59
		Stride duration (s)	0.424	0.454
		Stride efficiency (%)	48.53	48.79
		Stride count	35.89	35.79

Disclaimer.

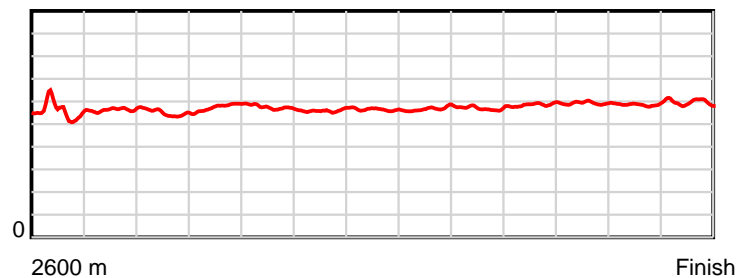
HRNZ and NZMTC and Thoroughbred Ratings Pty Ltd accepts no responsibility for the completeness or accuracy of any of the information contained herein, and makes no representations about its suitability for any particular purpose. Users should make their own judgements about those matters and/or seek independent advice. You assume all risks associated with use of the data provided on this page.

Race Results

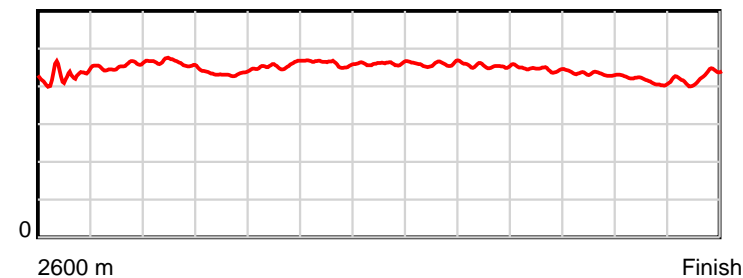
June 14, 2019, Race 6, TELTRAC COMMUNICATIONS LTD MOBILE TROT, Distance 2600m, Addington - Survey 3200m

Result	TAB no.	Horse (Barrier)	2200m to	2000m to	1800m to	1600m to	1400m to	1200m to	1000m to	800m to	600m to	400m to	200m to	Total or	Margin
1st	6	Easy Pickings (6)	2000m	1800m	1600m	1400m	1200m	1000m	800m	600m	400m	200m	WP	Average	
		Position in running (margin)	5(9.3)	5(10.3)	4(3.9)	3(4.3)	3(3.2)	2(2.1)	2(2.0)	2(1.9)	2(0.9)	2(1.1)	2(0.5)		0.00
		Sectional time (s)	16.93	14.99	16.14	16.51	16.27	16.48	16.19	15.17	14.79	14.14	14.37		
		Cumulative time (s)	171.98	155.05	140.06	123.92	107.41	91.14	74.66	58.47	43.30	28.51	14.37	3:23.47	
		Speed (m/s)	11.81	13.34	12.39	12.11	12.29	12.14	12.35	13.18	13.52	14.14	13.92	12.78	
		Stride length (m)	5.46	5.79	5.64	5.58	5.67	5.57	5.61	5.87	5.85	5.87	5.94	5.69	
		Stride duration (s)	0.462	0.434	0.455	0.461	0.461	0.459	0.454	0.445	0.433	0.415	0.427	0.445	
		Stride efficiency (%)	46.59	52.40	49.76	48.66	50.16	48.49	49.17	53.77	53.47	53.86	55.07	50.57	
		Stride count	36.63	34.54	35.44	35.84	35.30	35.90	35.65	34.10	34.19	34.07	33.69	457.03	

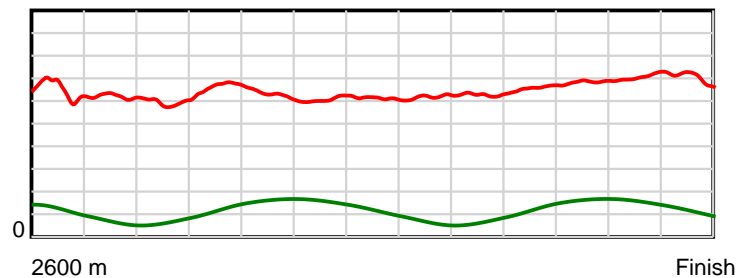
10 m Stride length



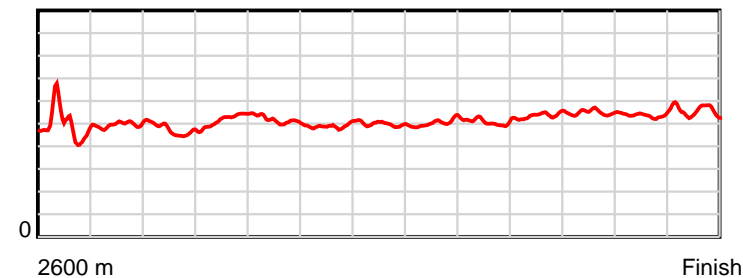
0.6 s Stride duration



20 m/sec Speed



100 % Stride efficiency



Note: Horizontal distance axis grid lines are 200m furlongs.

Disclaimer.

HRNZ and NZMTC and Thoroughbred Ratings Pty Ltd accepts no responsibility for the completeness or accuracy of any of the information contained herein, and makes no representations about its suitability for any particular purpose. Users should make their own judgements about those matters and/or seek independent advice. You assume all risks associated with use of the data provided on this page.



Race Results



June 14, 2019, Race 6, TELTRAC COMMUNICATIONS LTD MOBILE TROT, Distance 2600m, Addington - Survey 3200m

Result	TAB no.	Horse (Barrier)	2600 to	2400m to
2nd	4	Skyline (4)	2400m	2200m
		Position in running (margin)	-	4(6.9)
		Sectional time (s)	15.02	15.97
		Cumulative time (s)	203.75	188.73
		Speed (m/s)	13.32	12.52
		Stride length (m)	6.16	6.00
		Stride duration (s)	0.462	0.479
		Stride efficiency (%)	59.37	56.18
		Stride count	32.45	33.36

Disclaimer.

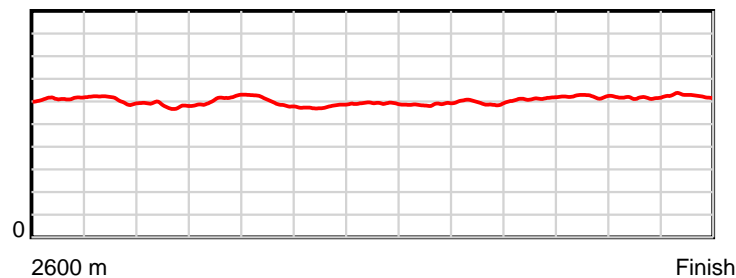
HRNZ and NZMTC and Thoroughbred Ratings Pty Ltd accepts no responsibility for the completeness or accuracy of any of the information contained herein, and makes no representations about its suitability for any particular purpose. Users should make their own judgements about those matters and/or seek independent advice. You assume all risks associated with use of the data provided on this page.

Race Results

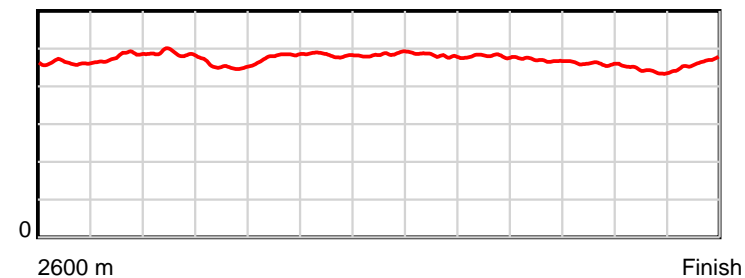
June 14, 2019, Race 6, TELTRAC COMMUNICATIONS LTD MOBILE TROT, Distance 2600m, Addington - Survey 3200m

Result	TAB no.	Horse (Barrier)	2200m to	2000m to	1800m to	1600m to	1400m to	1200m to	1000m to	800m to	600m to	400m to	200m to	Total or	Margin
2nd	4	Skyline (4)	2000m	1800m	1600m	1400m	1200m	1000m	800m	600m	400m	200m	WP	Average	
		Position in running (margin)	4(6.8)	4(7.7)	2(0.5)	1(0.0)	1(0.0)	1(0.0)	1(0.0)	1(0.0)	1(0.0)	1(0.0)	1(0.0)		1.50
		Sectional time (s)	16.91	14.87	15.98	16.69	16.45	16.50	16.19	15.34	14.77	14.23	14.83		
		Cumulative time (s)	172.76	155.85	140.98	125.00	108.31	91.86	75.36	59.17	43.83	29.06	14.83	3:23.75	
		Speed (m/s)	11.83	13.45	12.52	11.98	12.16	12.12	12.35	13.04	13.54	14.05	13.49	12.76	
		Stride length (m)	5.76	6.10	5.99	5.79	5.90	5.85	5.93	6.13	6.24	6.22	6.23	6.02	
		Stride duration (s)	0.487	0.454	0.479	0.483	0.485	0.482	0.480	0.470	0.461	0.443	0.462	0.472	
		Stride efficiency (%)	51.89	58.22	56.15	52.36	54.35	53.40	54.92	58.67	60.81	60.51	60.61	56.60	
		Stride count	34.71	32.77	33.36	34.55	33.91	34.21	33.74	32.64	32.06	32.14	32.11	432.01	

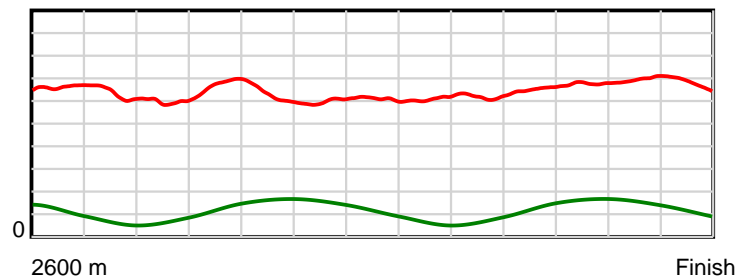
10 m Stride length



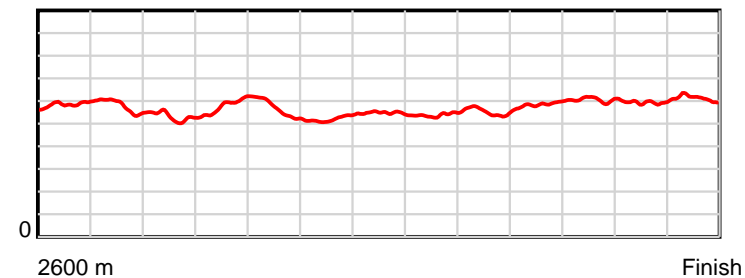
0.6 s Stride duration



20 m/sec Speed



100 % Stride efficiency



Note: Horizontal distance axis grid lines are 200m furlongs.

Disclaimer.

HRNZ and NZMTC and Thoroughbred Ratings Pty Ltd accepts no responsibility for the completeness or accuracy of any of the information contained herein, and makes no representations about its suitability for any particular purpose. Users should make their own judgements about those matters and/or seek independent advice. You assume all risks associated with use of the data provided on this page.



Race Results



June 14, 2019, Race 6, TELTRAC COMMUNICATIONS LTD MOBILE TROT, Distance 2600m, Addington - Survey 3200m

Result	TAB no.	Horse (Barrier)	2600 to	2400m to
3rd	5	In The Valley (5)	2400m	2200m
		Position in running (margin)	-	6(10.2)
		Sectional time (s)	15.35	16.22
		Cumulative time (s)	203.77	188.42
		Speed (m/s)	13.03	12.33
		Stride length (m)	6.38	6.22
		Stride duration (s)	0.484	0.504
		Stride efficiency (%)	63.56	60.41
		Stride count	31.36	32.17

Disclaimer.

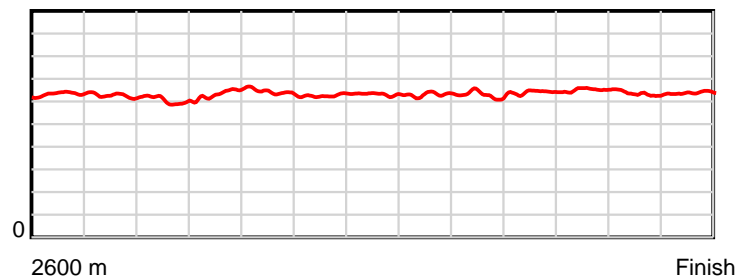
HRNZ and NZMTC and Thoroughbred Ratings Pty Ltd accepts no responsibility for the completeness or accuracy of any of the information contained herein, and makes no representations about its suitability for any particular purpose. Users should make their own judgements about those matters and/or seek independent advice. You assume all risks associated with use of the data provided on this page.

Race Results

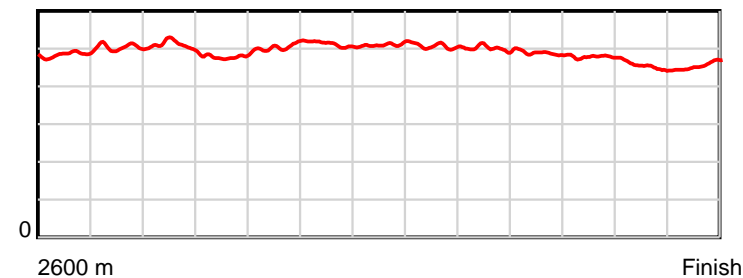
June 14, 2019, Race 6, TELTRAC COMMUNICATIONS LTD MOBILE TROT, Distance 2600m, Addington - Survey 3200m

Result	TAB no.	Horse (Barrier)	2200m to	2000m to	1800m to	1600m to	1400m to	1200m to	1000m to	800m to	600m to	400m to	200m to	Total or	Margin
3rd	5	In The Valley (5)	2000m	1800m	1600m	1400m	1200m	1000m	800m	600m	400m	200m	WP	Average	
		Position in running (margin)	6(11.6)	6(12.9)	6(6.8)	5(6.5)	5(5.7)	4(4.5)	4(4.2)	5(4.0)	4(2.7)	4(3.3)	4(4.1)		1.70
		Sectional time (s)	16.98	15.04	16.02	16.57	16.24	16.45	16.17	15.12	14.87	14.36	14.38		
		Cumulative time (s)	172.20	155.22	140.18	124.16	107.59	91.35	74.90	58.73	43.61	28.74	14.38	3:23.77	
		Speed (m/s)	11.78	13.30	12.48	12.07	12.32	12.16	12.37	13.23	13.45	13.93	13.91	12.76	
		Stride length (m)	6.01	6.35	6.31	6.17	6.29	6.15	6.19	6.45	6.43	6.29	6.36	6.27	
		Stride duration (s)	0.510	0.478	0.505	0.511	0.511	0.506	0.500	0.487	0.478	0.451	0.457	0.492	
		Stride efficiency (%)	56.35	63.07	62.16	59.56	61.83	59.18	59.86	64.94	64.54	61.81	63.17	61.50	
		Stride count	33.30	31.48	31.71	32.40	31.79	32.50	32.32	31.03	31.12	31.80	31.46	414.44	

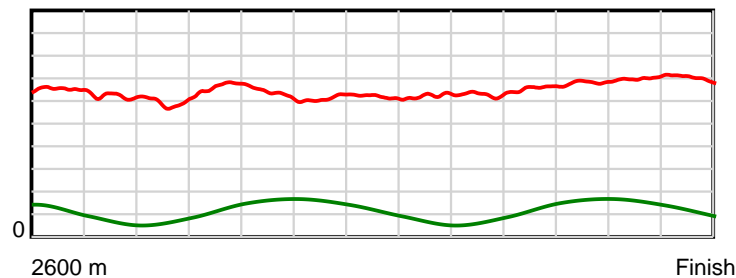
10 m Stride length



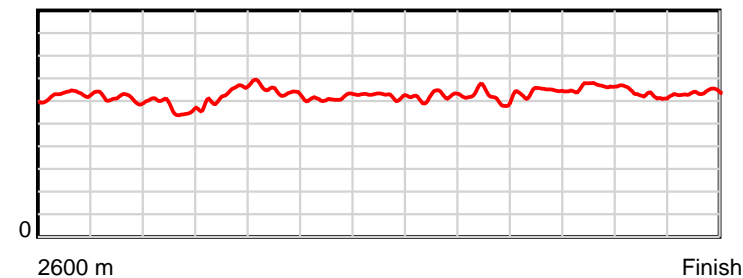
0.6 s Stride duration



20 m/sec Speed



100 % Stride efficiency



Note: Horizontal distance axis grid lines are 200m furlongs.

Disclaimer.

HRNZ and NZMTC and Thoroughbred Ratings Pty Ltd accepts no responsibility for the completeness or accuracy of any of the information contained herein, and makes no representations about its suitability for any particular purpose. Users should make their own judgements about those matters and/or seek independent advice. You assume all risks associated with use of the data provided on this page.



Race Results



June 14, 2019, Race 6, TELTRAC COMMUNICATIONS LTD MOBILE TROT, Distance 2600m, Addington - Survey 3200m

Result	TAB no.	Horse (Barrier)	2600 to 2400m	2400m to 2200m
4th	8	Terrier (8)		
		Position in running (margin)	-	7(12.3)
		Sectional time (s)	15.76	16.26
		Cumulative time (s)	204.28	188.52
		Speed (m/s)	12.69	12.30
		Stride length (m)	6.22	6.06
		Stride duration (s)	0.483	0.493
		Stride efficiency (%)	60.53	57.35
		Stride count	32.13	33.01

Disclaimer.

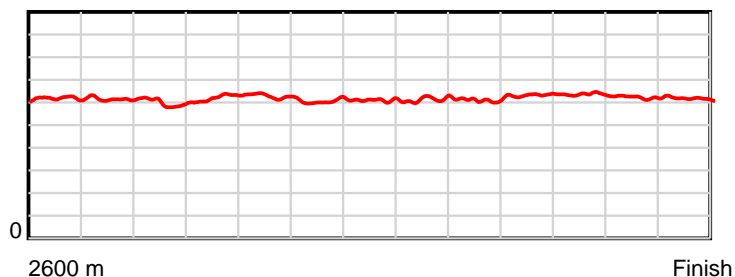
HRNZ and NZMTC and Thoroughbred Ratings Pty Ltd accepts no responsibility for the completeness or accuracy of any of the information contained herein, and makes no representations about its suitability for any particular purpose. Users should make their own judgements about those matters and/or seek independent advice. You assume all risks associated with use of the data provided on this page.

Race Results

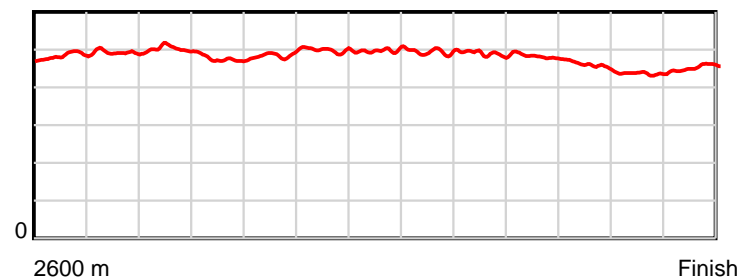
June 14, 2019, Race 6, TELTRAC COMMUNICATIONS LTD MOBILE TROT, Distance 2600m, Addington - Survey 3200m

Result	TAB no.	Horse (Barrier)	2200m to	2000m to	1800m to	1600m to	1400m to	1200m to	1000m to	800m to	600m to	400m to	200m to	Total or	Margin
4th	8	Terrier (8)	2000m	1800m	1600m	1400m	1200m	1000m	800m	600m	400m	200m	WP	Average	
		Position in running (margin)	7(13.9)	7(15.2)	7(10.8)	7(8.5)	7(7.0)	6(6.2)	6(5.4)	6(5.7)	6(4.8)	5(4.0)	5(4.6)		4.50
		Sectional time (s)	16.98	15.35	15.67	16.45	16.32	16.36	16.25	15.20	14.63	14.34	14.71		
		Cumulative time (s)	172.26	155.28	139.93	124.26	107.81	91.49	75.13	58.88	43.68	29.05	14.71	3:24.28	
		Speed (m/s)	11.78	13.03	12.76	12.16	12.25	12.22	12.31	13.16	13.67	13.95	13.60	12.73	
		Stride length (m)	5.91	6.20	6.20	6.07	6.10	6.04	6.03	6.34	6.25	6.09	6.17	6.13	
		Stride duration (s)	0.502	0.476	0.486	0.499	0.498	0.494	0.490	0.482	0.457	0.437	0.454	0.481	
		Stride efficiency (%)	54.62	59.99	60.01	57.55	58.14	56.93	56.74	62.76	61.09	58.04	59.43	58.65	
		Stride count	33.83	32.28	32.27	32.96	32.79	33.14	33.19	31.56	31.99	32.82	32.43	424.40	

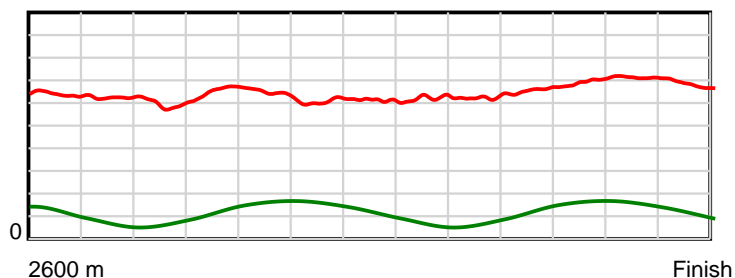
10 m Stride length



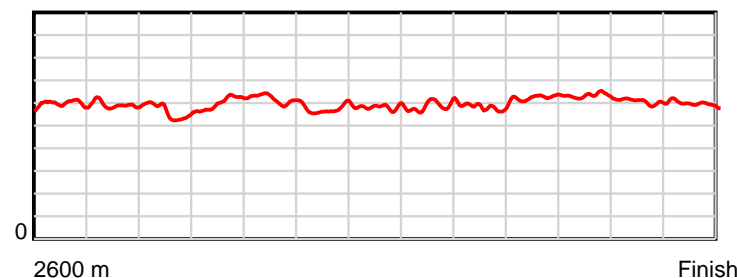
0.6 s Stride duration



20 m/sec Speed



100 % Stride efficiency



Note: Horizontal distance axis grid lines are 200m furlongs.

Disclaimer.

HRNZ and NZMTC and Thoroughbred Ratings Pty Ltd accepts no responsibility for the completeness or accuracy of any of the information contained herein, and makes no representations about its suitability for any particular purpose. Users should make their own judgements about those matters and/or seek independent advice. You assume all risks associated with use of the data provided on this page.



Race Results



June 14, 2019, Race 6, TELTRAC COMMUNICATIONS LTD MOBILE TROT, Distance 2600m, Addington - Survey 3200m

Result	TAB no.	Horse (Barrier)	2600 to	2400m to
5th	9	Jerry Garcia (0)	2400m	2200m
		Position in running (margin)	-	8(13.9)
		Sectional time (s)	16.15	16.47
		Cumulative time (s)	204.37	188.22
		Speed (m/s)	12.39	12.14
		Stride length (m)	6.20	5.97
		Stride duration (s)	0.478	0.492
		Stride efficiency (%)	60.10	55.74
		Stride count	32.25	33.49

Disclaimer.

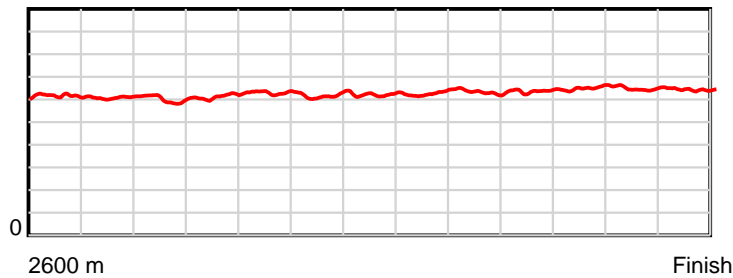
HRNZ and NZMTC and Thoroughbred Ratings Pty Ltd accepts no responsibility for the completeness or accuracy of any of the information contained herein, and makes no representations about its suitability for any particular purpose. Users should make their own judgements about those matters and/or seek independent advice. You assume all risks associated with use of the data provided on this page.

Race Results

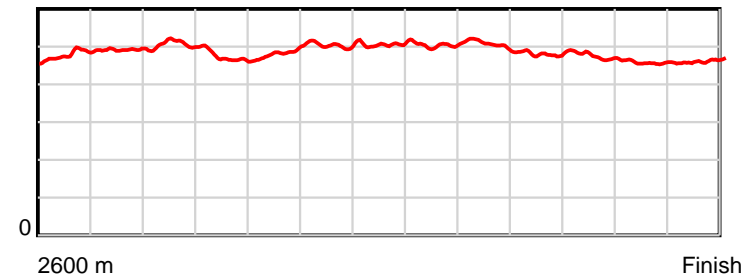
June 14, 2019, Race 6, TELTRAC COMMUNICATIONS LTD MOBILE TROT, Distance 2600m, Addington - Survey 3200m

Result	TAB no.	Horse (Barrier)	2200m to	2000m to	1800m to	1600m to	1400m to	1200m to	1000m to	800m to	600m to	400m to	200m to	Total or	Margin
5th	9	Jerry Garcia (0)	2000m	1800m	1600m	1400m	1200m	1000m	800m	600m	400m	200m	WP	Average	
		Position in running (margin)	8(16.8)	8(18.2)	8(14.0)	8(10.9)	8(9.5)	8(8.7)	8(7.5)	8(7.7)	7(5.5)	8(6.2)	6(7.3)		4.90
		Sectional time (s)	17.00	15.37	15.57	16.45	16.32	16.30	16.22	14.97	14.88	14.43	14.24		
		Cumulative time (s)	171.75	154.75	139.38	123.81	107.36	91.04	74.74	58.52	43.55	28.67	14.24	3:24.37	
		Speed (m/s)	11.76	13.01	12.85	12.16	12.25	12.27	12.33	13.36	13.44	13.86	14.04	12.72	
		Stride length (m)	5.94	6.16	6.19	6.14	6.20	6.18	6.23	6.43	6.37	6.34	6.49	6.22	
		Stride duration (s)	0.505	0.474	0.482	0.505	0.506	0.503	0.506	0.481	0.474	0.457	0.462	0.489	
		Stride efficiency (%)	55.21	59.39	59.94	58.82	60.13	59.60	60.72	64.61	63.49	62.71	65.72	60.37	
		Stride count	33.65	32.44	32.29	32.60	32.24	32.39	32.08	31.10	31.38	31.57	30.84	418.32	

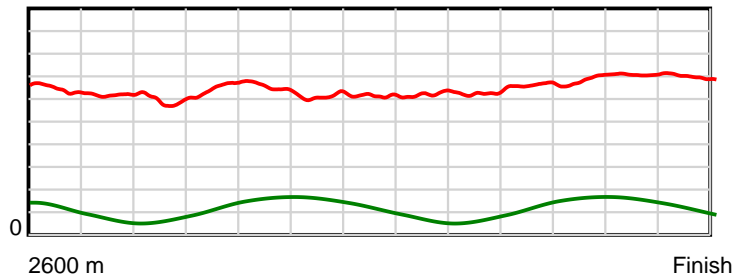
10 m Stride length



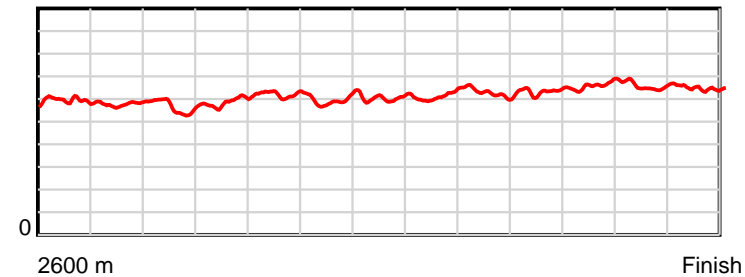
0.6 s Stride duration



20 m/sec Speed



100 % Stride efficiency



Note: Horizontal distance axis grid lines are 200m furlongs.

Disclaimer.

HRNZ and NZMTC and Thoroughbred Ratings Pty Ltd accepts no responsibility for the completeness or accuracy of any of the information contained herein, and makes no representations about its suitability for any particular purpose. Users should make their own judgements about those matters and/or seek independent advice. You assume all risks associated with use of the data provided on this page.



Race Results



June 14, 2019, Race 6, TELTRAC COMMUNICATIONS LTD MOBILE TROT, Distance 2600m, Addington - Survey 3200m

Result	TAB no.	Horse (Barrier)	2600 to	2400m to
6th	7	Mdina (7)	2400m	2200m
		Position in running (margin)	-	1(0.0)
		Sectional time (s)	13.82	15.99
		Cumulative time (s)	204.49	190.67
		Speed (m/s)	14.48	12.51
		Stride length (m)	6.31	5.99
		Stride duration (s)	0.440	0.479
		Stride efficiency (%)	62.25	56.16
		Stride count	31.69	33.36

Disclaimer.

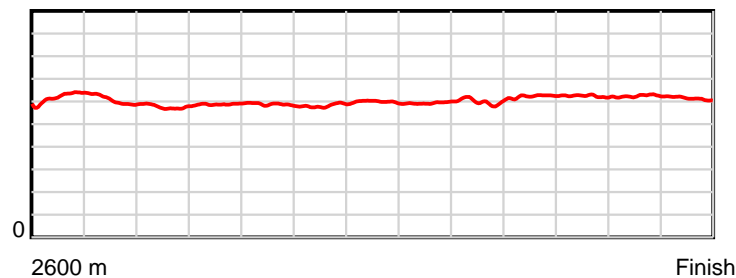
HRNZ and NZMTC and Thoroughbred Ratings Pty Ltd accepts no responsibility for the completeness or accuracy of any of the information contained herein, and makes no representations about its suitability for any particular purpose. Users should make their own judgements about those matters and/or seek independent advice. You assume all risks associated with use of the data provided on this page.

Race Results

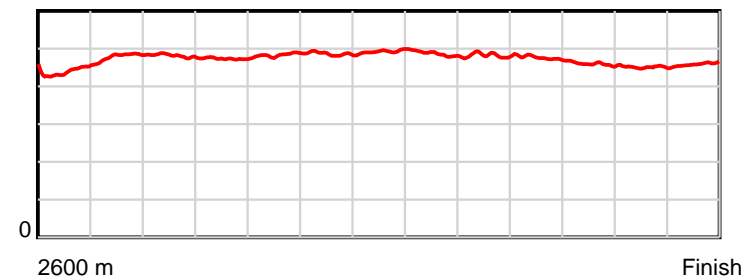
June 14, 2019, Race 6, TELTRAC COMMUNICATIONS LTD MOBILE TROT, Distance 2600m, Addington - Survey 3200m

Result	TAB no.	Horse (Barrier)	2200m to	2000m to	1800m to	1600m to	1400m to	1200m to	1000m to	800m to	600m to	400m to	200m to	Total or	Margin
6th	7	Mdina (7)	2000m	1800m	1600m	1400m	1200m	1000m	800m	600m	400m	200m	WP	Average	
		Position in running (margin)	1(0.0)	1(0.0)	1(0.0)	2(2.7)	2(2.2)	3(2.2)	3(2.2)	3(2.0)	3(1.8)	3(2.2)	3(3.3)		5.60
		Sectional time (s)	16.76	16.07	16.52	16.61	16.45	16.50	16.16	15.30	14.84	14.41	15.06		
		Cumulative time (s)	174.68	157.92	141.85	125.33	108.72	92.27	75.77	59.61	44.31	29.47	15.06	3:24.49	
		Speed (m/s)	11.93	12.45	12.11	12.04	12.16	12.12	12.38	13.07	13.48	13.88	13.28	12.71	
		Stride length (m)	5.74	5.89	5.85	5.85	5.99	5.90	5.97	6.22	6.19	6.25	6.10	6.02	
		Stride duration (s)	0.481	0.474	0.483	0.486	0.493	0.487	0.482	0.476	0.460	0.451	0.459	0.473	
		Stride efficiency (%)	51.50	54.28	53.50	53.56	56.04	54.41	55.60	60.44	59.95	61.10	58.13	56.55	
		Stride count	34.84	33.93	34.18	34.16	33.40	33.89	33.53	32.16	32.29	31.99	32.79	432.21	

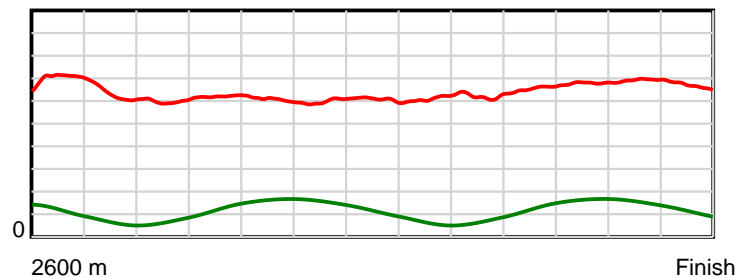
10 m Stride length



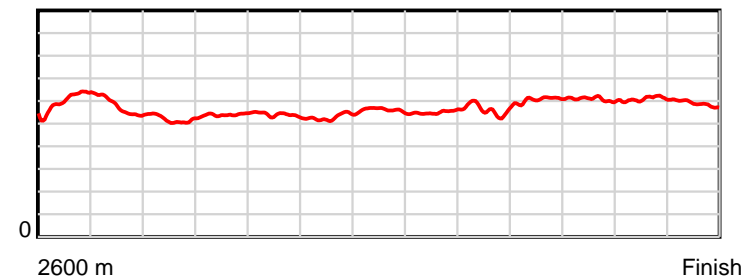
0.6 s Stride duration



20 m/sec Speed



100 % Stride efficiency



Note: Horizontal distance axis grid lines are 200m furlongs.

Disclaimer.

HRNZ and NZMTC and Thoroughbred Ratings Pty Ltd accepts no responsibility for the completeness or accuracy of any of the information contained herein, and makes no representations about its suitability for any particular purpose. Users should make their own judgements about those matters and/or seek independent advice. You assume all risks associated with use of the data provided on this page.



Race Results



June 14, 2019, Race 6, TELTRAC COMMUNICATIONS LTD MOBILE TROT, Distance 2600m, Addington - Survey 3200m

Result	TAB no.	Horse (Barrier)	2600 to	2400m to
7th	3	Franco Josiah (3)	2400m	2200m
		Position in running (margin)	-	9(28.1)
		Sectional time (s)	18.64	16.10
		Cumulative time (s)	205.17	186.53
		Speed (m/s)	10.73	12.42
		Stride length (m)	5.04	5.89
		Stride duration (s)	0.466	0.474
		Stride efficiency (%)	39.65	54.22
		Stride count	39.71	33.95

Disclaimer.

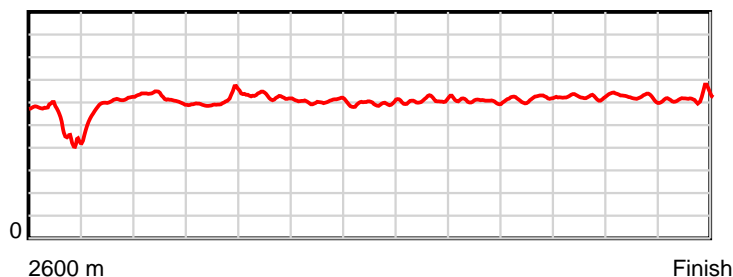
HRNZ and NZMTC and Thoroughbred Ratings Pty Ltd accepts no responsibility for the completeness or accuracy of any of the information contained herein, and makes no representations about its suitability for any particular purpose. Users should make their own judgements about those matters and/or seek independent advice. You assume all risks associated with use of the data provided on this page.

Race Results

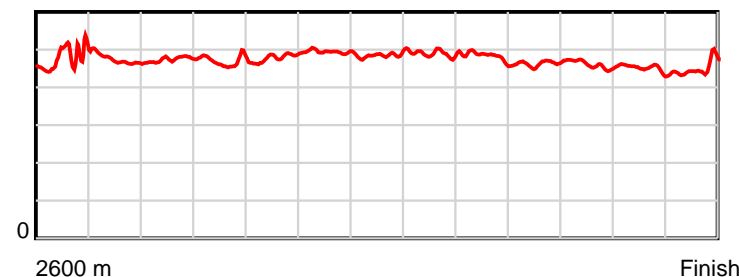
June 14, 2019, Race 6, TELTRAC COMMUNICATIONS LTD MOBILE TROT, Distance 2600m, Addington - Survey 3200m

Result	TAB no.	Horse (Barrier)	2200m to	2000m to	1800m to	1600m to	1400m to	1200m to	1000m to	800m to	600m to	400m to	200m to	Total or	Margin
7th	3	Franco Josiah (3)	2000m	1800m	1600m	1400m	1200m	1000m	800m	600m	400m	200m	WP	Average	
		Position in running (margin)	9(28.8)	9(20.5)	9(16.6)	9(12.8)	9(11.5)	9(10.7)	9(9.9)	9(9.9)	9(7.6)	9(8.1)	9(9.9)		9.40
		Sectional time (s)	15.39	15.42	15.44	16.47	16.31	16.37	16.19	14.95	14.85	14.54	14.50		
		Cumulative time (s)	170.43	155.04	139.62	124.18	107.71	91.40	75.03	58.84	43.89	29.04	14.50	3:25.17	
		Speed (m/s)	13.00	12.97	12.95	12.14	12.26	12.22	12.35	13.38	13.47	13.76	13.79	12.67	
		Stride length (m)	6.15	6.06	6.20	6.00	5.95	5.98	5.93	6.19	6.19	6.18	6.23	5.98	
		Stride duration (s)	0.473	0.467	0.478	0.494	0.485	0.489	0.480	0.463	0.460	0.449	0.451	0.472	
		Stride efficiency (%)	59.02	57.39	59.98	56.17	55.39	55.82	55.00	59.85	59.86	59.74	60.60	55.90	
		Stride count	32.54	33.00	32.28	33.36	33.59	33.46	33.71	32.32	32.31	32.35	32.12	434.70	

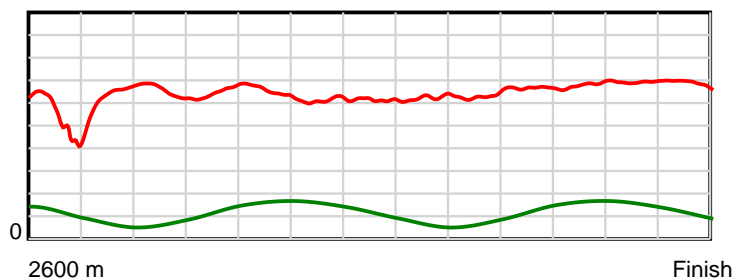
10 m Stride length



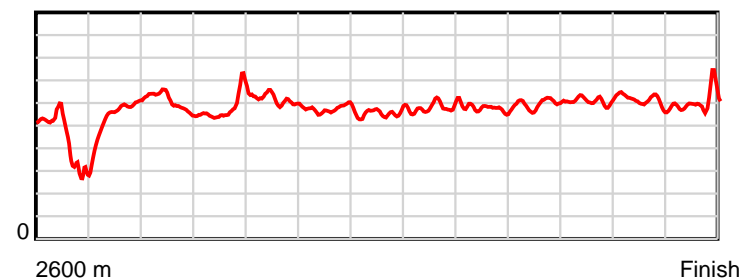
0.6 s Stride duration



20 m/sec Speed



100 % Stride efficiency



Note: Horizontal distance axis grid lines are 200m furlongs.

Disclaimer.

HRNZ and NZMTC and Thoroughbred Ratings Pty Ltd accepts no responsibility for the completeness or accuracy of any of the information contained herein, and makes no representations about its suitability for any particular purpose. Users should make their own judgements about those matters and/or seek independent advice. You assume all risks associated with use of the data provided on this page.



Race Results



June 14, 2019, Race 6, TELTRAC COMMUNICATIONS LTD MOBILE TROT, Distance 2600m, Addington - Survey 3200m

Result	TAB no.	Horse (Barrier)	2600 to	2400m to
8th	1	Dolly Jones (1)	2400m	2200m
		Position in running (margin)	-	3(4.4)
		Sectional time (s)	14.61	16.02
		Cumulative time (s)	205.60	190.99
		Speed (m/s)	13.69	12.48
		Stride length (m)	6.04	6.11
		Stride duration (s)	0.438	0.489
		Stride efficiency (%)	56.96	58.34
		Stride count	33.13	32.73

Disclaimer.

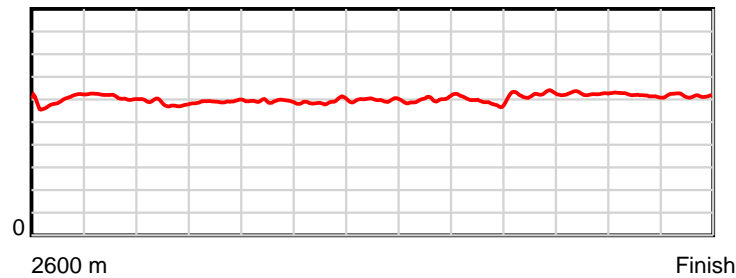
HRNZ and NZMTC and Thoroughbred Ratings Pty Ltd accepts no responsibility for the completeness or accuracy of any of the information contained herein, and makes no representations about its suitability for any particular purpose. Users should make their own judgements about those matters and/or seek independent advice. You assume all risks associated with use of the data provided on this page.

Race Results

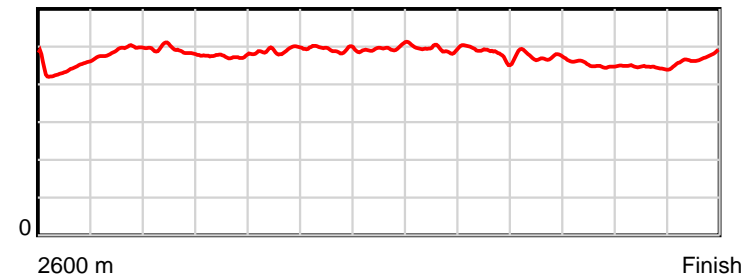
June 14, 2019, Race 6, TELTRAC COMMUNICATIONS LTD MOBILE TROT, Distance 2600m, Addington - Survey 3200m

Result	TAB no.	Horse (Barrier)	2200m to	2000m to	1800m to	1600m to	1400m to	1200m to	1000m to	800m to	600m to	400m to	200m to	Total or	Margin
8th	1	Dolly Jones (1)	2000m	1800m	1600m	1400m	1200m	1000m	800m	600m	400m	200m	WP	Average	
		Position in running (margin)	3(4.6)	3(4.8)	5(4.3)	6(6.9)	6(6.1)	7(6.5)	7(6.2)	7(7.6)	8(7.0)	7(6.0)	7(7.8)		11.80
		Sectional time (s)	16.80	15.98	16.50	16.56	16.52	16.45	16.44	15.24	14.60	14.52	15.36		
		Cumulative time (s)	174.97	158.17	142.19	125.69	109.13	92.61	76.16	59.72	44.48	29.88	15.36	3:25.60	
		Speed (m/s)	11.90	12.52	12.12	12.08	12.11	12.16	12.17	13.12	13.70	13.77	13.02	12.65	
		Stride length (m)	5.85	5.94	5.94	5.96	6.00	6.01	5.89	6.24	6.19	6.14	6.14	6.03	
		Stride duration (s)	0.492	0.474	0.490	0.494	0.495	0.494	0.484	0.476	0.452	0.445	0.471	0.477	
		Stride efficiency (%)	53.56	55.11	55.10	55.55	56.17	56.36	54.20	60.84	59.95	58.82	58.90	56.85	
		Stride count	34.16	33.68	33.68	33.54	33.36	33.30	33.96	32.05	32.29	32.60	32.58	431.06	

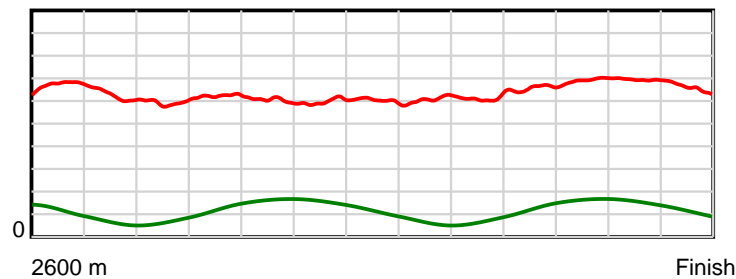
10 m Stride length



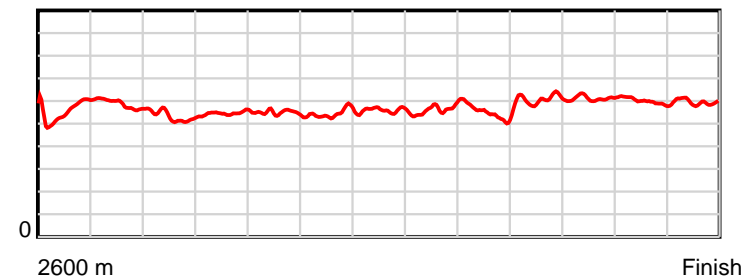
0.6 s Stride duration



20 m/sec Speed



100 % Stride efficiency



Note: Horizontal distance axis grid lines are 200m furlongs.

Disclaimer.

HRNZ and NZMTC and Thoroughbred Ratings Pty Ltd accepts no responsibility for the completeness or accuracy of any of the information contained herein, and makes no representations about its suitability for any particular purpose. Users should make their own judgements about those matters and/or seek independent advice. You assume all risks associated with use of the data provided on this page.



Race Results



June 14, 2019, Race 6, TELTRAC COMMUNICATIONS LTD MOBILE TROT, Distance 2600m, Addington - Survey 3200m

Result	TAB no.	Horse (Barrier)	2600 to	2400m to
9th	2	Rusty I Am (2)	2400m	2200m
		Position in running (margin)	-	2(2.1)
		Sectional time (s)	14.14	16.06
		Cumulative time (s)	206.08	191.94
		Speed (m/s)	14.15	12.45
		Stride length (m)	5.89	5.87
		Stride duration (s)	0.417	0.471
		Stride efficiency (%)	54.24	53.84
		Stride count	33.95	34.07

Disclaimer.

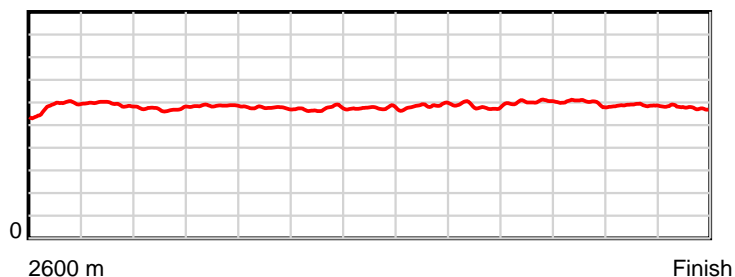
HRNZ and NZMTC and Thoroughbred Ratings Pty Ltd accepts no responsibility for the completeness or accuracy of any of the information contained herein, and makes no representations about its suitability for any particular purpose. Users should make their own judgements about those matters and/or seek independent advice. You assume all risks associated with use of the data provided on this page.

Race Results

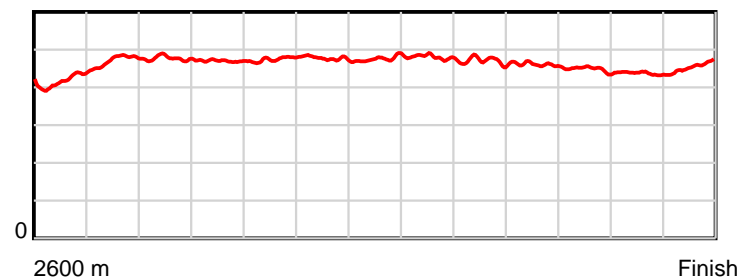
June 14, 2019, Race 6, TELTRAC COMMUNICATIONS LTD MOBILE TROT, Distance 2600m, Addington - Survey 3200m

Result	TAB no.	Horse (Barrier)	2200m to	2000m to	1800m to	1600m to	1400m to	1200m to	1000m to	800m to	600m to	400m to	200m to	Total or	Margin
9th	2	Rusty I Am (2)	2000m	1800m	1600m	1400m	1200m	1000m	800m	600m	400m	200m	WP	Average	
		Position in running (margin)	2(2.5)	2(2.2)	3(1.9)	4(5.0)	4(4.9)	5(4.8)	5(4.4)	4(3.6)	5(3.6)	6(4.9)	8(8.5)		14.50
		Sectional time (s)	16.71	16.02	16.58	16.67	16.45	16.43	16.06	15.34	14.98	14.83	15.81		
		Cumulative time (s)	175.88	159.17	143.15	126.57	109.90	93.45	77.02	60.96	45.62	30.64	15.81	3:26.08	
		Speed (m/s)	11.97	12.48	12.06	12.00	12.16	12.17	12.45	13.04	13.35	13.49	12.65	12.62	
		Stride length (m)	5.71	5.87	5.72	5.72	5.79	5.84	5.85	6.01	5.98	5.90	5.77	5.84	
		Stride duration (s)	0.477	0.470	0.474	0.477	0.476	0.480	0.470	0.461	0.448	0.437	0.456	0.463	
		Stride efficiency (%)	50.88	53.78	51.20	51.18	52.40	53.36	53.47	56.49	55.83	54.31	52.00	53.27	
		Stride count	35.05	34.09	34.94	34.95	34.54	34.23	34.19	33.26	33.46	33.93	34.67	445.33	

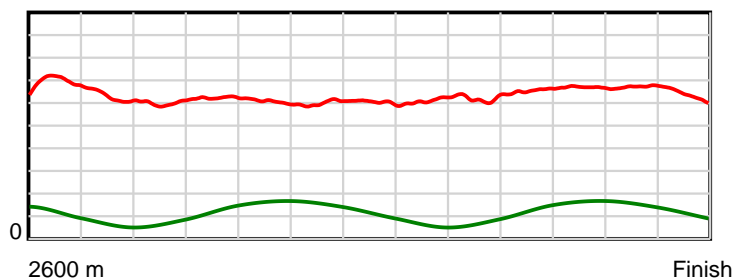
10 m Stride length



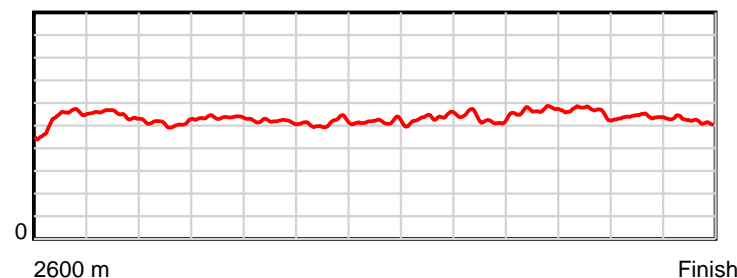
0.6 s Stride duration



20 m/sec Speed



100 % Stride efficiency



Note: Horizontal distance axis grid lines are 200m furlongs.

Disclaimer.

HRNZ and NZMTC and Thoroughbred Ratings Pty Ltd accepts no responsibility for the completeness or accuracy of any of the information contained herein, and makes no representations about its suitability for any particular purpose. Users should make their own judgements about those matters and/or seek independent advice. You assume all risks associated with use of the data provided on this page.