



Race Results

NZ Metropolitan Trotting Club Inc, HRNZ, June 14, 2019

Compilation date: June 14, 2019, 9:40:57 PM (NZST)

Copyright © 2019 HRNZ and NZMTC. All rights reserved.

Trademarks.

StrideMASTER is a registered trademark of Thoroughbred Ratings Pty Ltd.

Disclaimer.

HRNZ and NZMTC and Thoroughbred Ratings Pty Ltd accepts no responsibility for the completeness or accuracy of any of the information contained herein, and makes no representations about its suitability for any particular purpose. Users should make their own judgements about those matters and/or seek independent advice. You assume all risks associated with use of the data provided on this page.



Race Results



June 14, 2019, Race 9, PGG WRIGHTSON ST'BRED UNCUT GEMS TROTTERS CLASSIC (HCP TROT), Distance 2600m, Addington - Survey 3200m

Result	TAB no.	Horse (Barrier)	2600 to	2400m to
1st	5	Ruthless Kayla (9)	2400m	2200m
		Position in running (margin)	-	5(8.9)
		Sectional time (s)	17.15	15.21
		Cumulative time (s)	198.32	181.17
		Speed (m/s)	11.66	13.15
		Stride length (m)	5.49	6.08
		Stride duration (s)	0.459	0.463
		Stride efficiency (%)	47.05	57.85
		Stride count	36.45	32.87

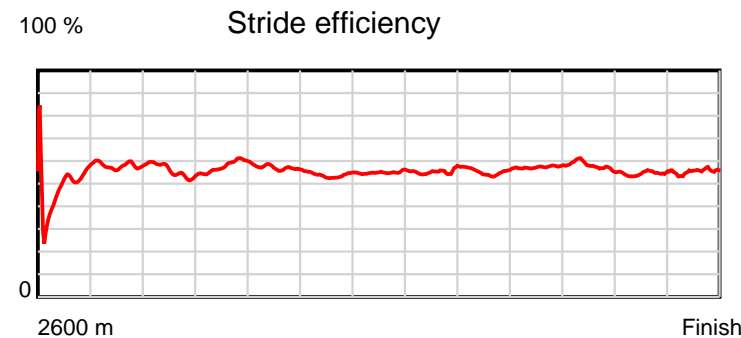
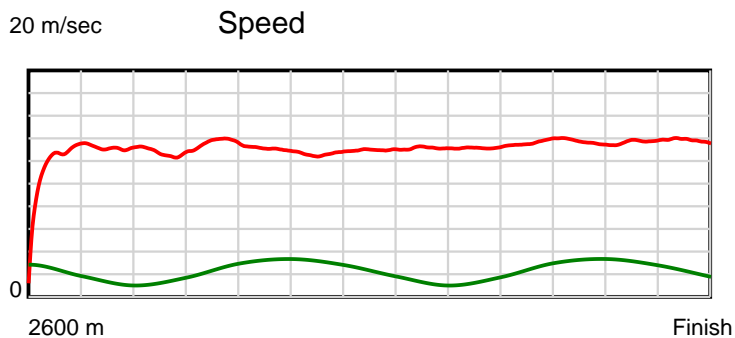
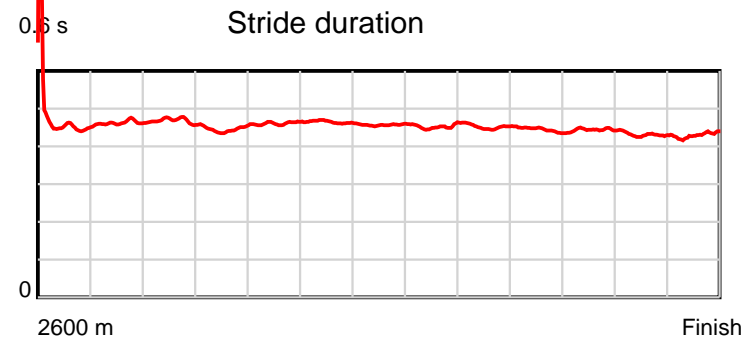
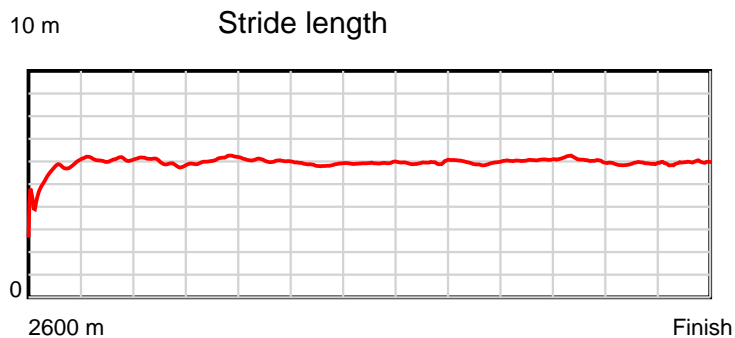
Disclaimer.

HRNZ and NZMTC and Thoroughbred Ratings Pty Ltd accepts no responsibility for the completeness or accuracy of any of the information contained herein, and makes no representations about its suitability for any particular purpose. Users should make their own judgements about those matters and/or seek independent advice. You assume all risks associated with use of the data provided on this page.

Race Results

June 14, 2019, Race 9, PGG WRIGHTSON ST'BRED UNCUT GEMS TROTTERS CLASSIC (HCP TROT), Distance 2600m, Addington - Survey 3200m

Result	TAB no.	Horse (Barrier)	2200m to	2000m to	1800m to	1600m to	1400m to	1200m to	1000m to	800m to	600m to	400m to	200m to	Total or	Margin
1st	5	Ruthless Kayla (9)	2000m	1800m	1600m	1400m	1200m	1000m	800m	600m	400m	200m	WP	Average	
		Position in running (margin)	5(10.3)	5(8.4)	2(0.2)	1(0.0)	1(0.0)	1(0.0)	1(0.0)	1(0.0)	1(0.0)	1(0.0)	1(0.0)		0.00
		Sectional time (s)	15.42	14.68	15.39	16.11	15.35	15.23	15.02	14.71	14.71	14.95	14.39		
		Cumulative time (s)	165.96	150.54	135.86	120.47	104.36	89.01	73.78	58.76	44.05	29.34	14.39	3:18.32	
		Speed (m/s)	12.97	13.62	13.00	12.41	13.03	13.13	13.32	13.60	13.60	13.38	13.90	13.11	
		Stride length (m)	6.07	6.08	5.99	5.76	5.95	5.93	6.02	6.05	6.03	5.77	5.95	5.93	
		Stride duration (s)	0.468	0.446	0.461	0.464	0.457	0.452	0.452	0.445	0.444	0.431	0.428	0.452	
		Stride efficiency (%)	57.57	57.74	56.05	51.93	55.33	55.00	56.56	57.12	56.88	51.94	55.32	54.98	
		Stride count	32.95	32.90	33.39	34.69	33.61	33.71	33.24	33.08	33.15	34.69	33.62	438.35	



Note: Horizontal distance axis grid lines are 200m furlongs.

Disclaimer.

HRNZ and NZMTC and Thoroughbred Ratings Pty Ltd accepts no responsibility for the completeness or accuracy of any of the information contained herein, and makes no representations about its suitability for any particular purpose. Users should make their own judgements about those matters and/or seek independent advice. You assume all risks associated with use of the data provided on this page.



Race Results



June 14, 2019, Race 9, PGG WRIGHTSON ST'BRED UNCUT GEMS TROTTERS CLASSIC (HCP TROT), Distance 2600m, Addington - Survey 3200m

Result	TAB no.	Horse (Barrier)	2600 to	2400m to
2nd	11	Valloria (4)	2400m	2200m
		Position in running (margin)	-	7(13.3)
		Sectional time (s)	17.67	15.37
		Cumulative time (s)	198.40	180.73
		Speed (m/s)	11.32	13.01
		Stride length (m)	5.68	6.12
		Stride duration (s)	0.463	0.470
		Stride efficiency (%)	50.40	58.48
		Stride count	35.22	32.69

Disclaimer.

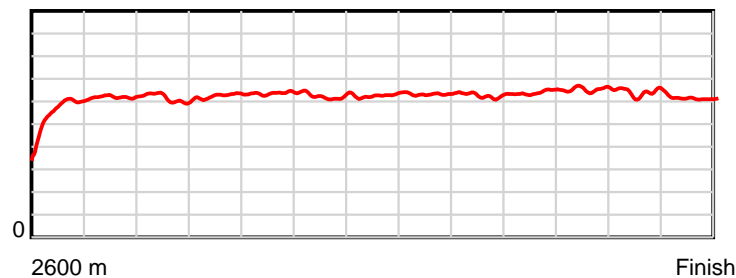
HRNZ and NZMTC and Thoroughbred Ratings Pty Ltd accepts no responsibility for the completeness or accuracy of any of the information contained herein, and makes no representations about its suitability for any particular purpose. Users should make their own judgements about those matters and/or seek independent advice. You assume all risks associated with use of the data provided on this page.

Race Results

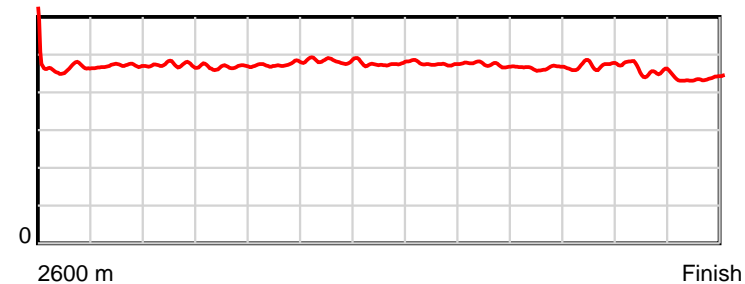
June 14, 2019, Race 9, PGG WRIGHTSON ST'BRED UNCUT GEMS TROTTERS CLASSIC (HCP TROT), Distance 2600m, Addington - Survey 3200m

Result	TAB no.	Horse (Barrier)	2200m to	2000m to	1800m to	1600m to	1400m to	1200m to	1000m to	800m to	600m to	400m to	200m to	Total or	Margin
2nd	11	Valloria (4)	2000m	1800m	1600m	1400m	1200m	1000m	800m	600m	400m	200m	WP	Average	
		Position in running (margin)	7(15.7)	7(12.9)	7(6.0)	5(4.9)	5(4.1)	4(2.8)	4(3.3)	4(3.0)	4(2.6)	4(3.7)	2(2.0)		0.40
		Sectional time (s)	15.26	14.92	15.24	15.97	15.15	15.31	14.98	14.64	14.89	14.68	14.32		
		Cumulative time (s)	165.36	150.10	135.18	119.94	103.97	88.82	73.51	58.53	43.89	29.00	14.32	3:18.40	
		Speed (m/s)	13.11	13.40	13.12	12.52	13.20	13.06	13.35	13.66	13.43	13.62	13.97	13.11	
		Stride length (m)	6.20	6.27	6.22	6.07	6.27	6.22	6.32	6.35	6.32	6.24	6.10	6.18	
		Stride duration (s)	0.473	0.468	0.474	0.485	0.475	0.476	0.473	0.465	0.471	0.458	0.437	0.471	
		Stride efficiency (%)	59.97	61.45	60.49	57.62	61.36	60.43	62.37	63.04	62.49	60.85	58.08	59.63	
		Stride count	32.28	31.89	32.15	32.94	31.92	32.16	31.66	31.49	31.63	32.05	32.80	420.88	

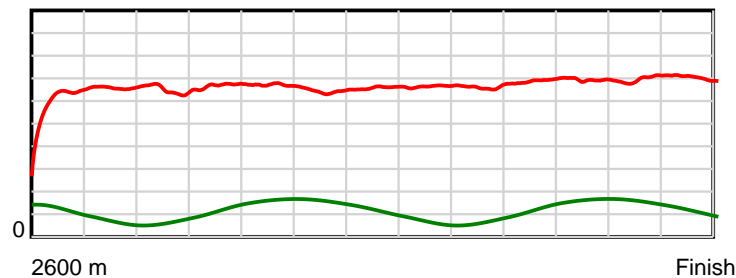
10 m Stride length



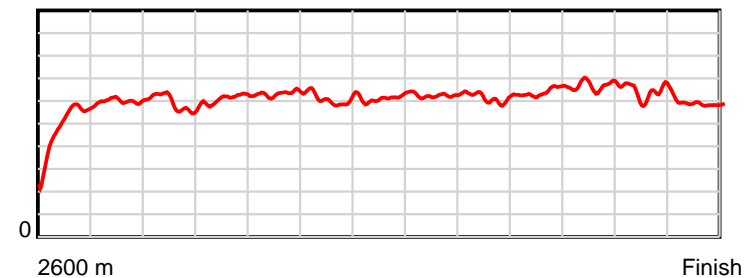
0.6 s Stride duration



20 m/sec Speed



100 % Stride efficiency



Note: Horizontal distance axis grid lines are 200m furlongs.

Disclaimer.

HRNZ and NZMTC and Thoroughbred Ratings Pty Ltd accepts no responsibility for the completeness or accuracy of any of the information contained herein, and makes no representations about its suitability for any particular purpose. Users should make their own judgements about those matters and/or seek independent advice. You assume all risks associated with use of the data provided on this page.



Race Results



June 14, 2019, Race 9, PGG WRIGHTSON ST'BRED UNCUT GEMS TROTTERS CLASSIC (HCP TROT), Distance 2600m, Addington - Survey 3200m

Result	TAB no.	Horse (Barrier)	2600 to	2400m to
3rd	13	Destiny Jones (5)	2400m	2200m
		Position in running (margin)	-	9(18.4)
		Sectional time (s)	18.55	15.70
		Cumulative time (s)	198.71	180.16
		Speed (m/s)	10.78	12.74
		Stride length (m)	5.76	6.31
		Stride duration (s)	0.472	0.495
		Stride efficiency (%)	51.78	62.17
		Stride count	34.75	31.71

Disclaimer.

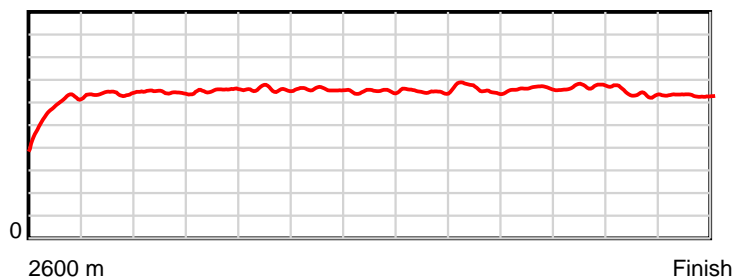
HRNZ and NZMTC and Thoroughbred Ratings Pty Ltd accepts no responsibility for the completeness or accuracy of any of the information contained herein, and makes no representations about its suitability for any particular purpose. Users should make their own judgements about those matters and/or seek independent advice. You assume all risks associated with use of the data provided on this page.

Race Results

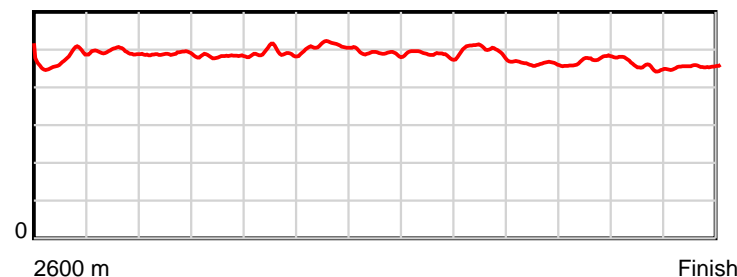
June 14, 2019, Race 9, PGG WRIGHTSON ST'BRED UNCUT GEMS TROTTERS CLASSIC (HCP TROT), Distance 2600m, Addington - Survey 3200m

Result	TAB no.	Horse (Barrier)	2200m to	2000m to	1800m to	1600m to	1400m to	1200m to	1000m to	800m to	600m to	400m to	200m to	Total or	Margin
3rd	13	Destiny Jones (5)	2000m	1800m	1600m	1400m	1200m	1000m	800m	600m	400m	200m	WP	Average	
		Position in running (margin)	9(22.7)	9(18.8)	9(11.7)	9(10.8)	9(10.1)	9(9.1)	9(8.8)	9(9.2)	7(5.0)	5(3.8)	4(2.8)		2.10
		Sectional time (s)	15.06	14.88	15.28	16.00	15.18	15.19	15.08	14.01	14.52	14.78	14.48		
		Cumulative time (s)	164.46	149.40	134.52	119.24	103.24	88.06	72.87	57.79	43.78	29.26	14.48	3:18.71	
		Speed (m/s)	13.28	13.44	13.09	12.50	13.18	13.17	13.26	14.28	13.77	13.53	13.81	13.08	
		Stride length (m)	6.49	6.48	6.43	6.37	6.46	6.42	6.61	6.61	6.51	6.18	6.30	6.37	
		Stride duration (s)	0.489	0.482	0.492	0.510	0.490	0.488	0.498	0.463	0.473	0.456	0.456	0.487	
		Stride efficiency (%)	65.77	65.69	64.67	63.45	65.24	64.44	68.28	68.32	66.23	59.60	62.09	63.44	
		Stride count	30.83	30.85	31.09	31.39	30.95	31.14	30.26	30.25	30.72	32.39	31.73	408.06	

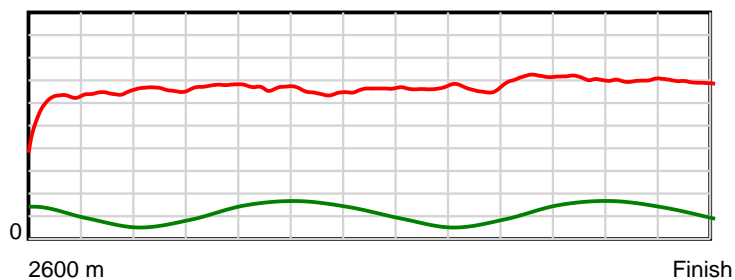
10 m Stride length



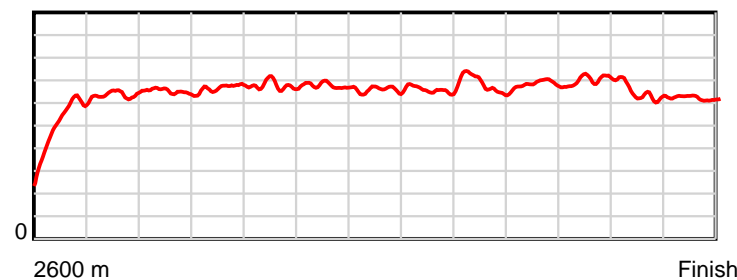
0.6 s Stride duration



20 m/sec Speed



100 % Stride efficiency



Note: Horizontal distance axis grid lines are 200m furlongs.

Disclaimer.

HRNZ and NZMTC and Thoroughbred Ratings Pty Ltd accepts no responsibility for the completeness or accuracy of any of the information contained herein, and makes no representations about its suitability for any particular purpose. Users should make their own judgements about those matters and/or seek independent advice. You assume all risks associated with use of the data provided on this page.



Race Results



June 14, 2019, Race 9, PGG WRIGHTSON ST'BRED UNCUT GEMS TROTTERS CLASSIC (HCP TROT), Distance 2600m, Addington - Survey 3200m

Result	TAB no.	Horse (Barrier)	2600 to 2400m	2400m to 2200m
4th	1	Izmok (3)		
		Position in running (margin)	-	3(4.1)
		Sectional time (s)	16.05	15.20
		Cumulative time (s)	198.79	182.74
		Speed (m/s)	12.46	13.16
		Stride length (m)	5.35	5.85
		Stride duration (s)	0.426	0.445
		Stride efficiency (%)	44.77	53.51
		Stride count	37.36	34.18

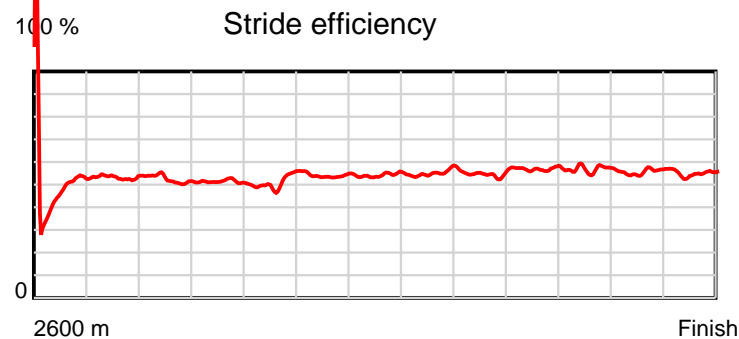
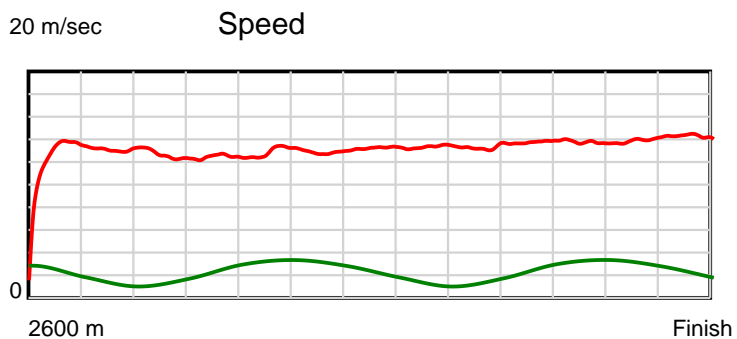
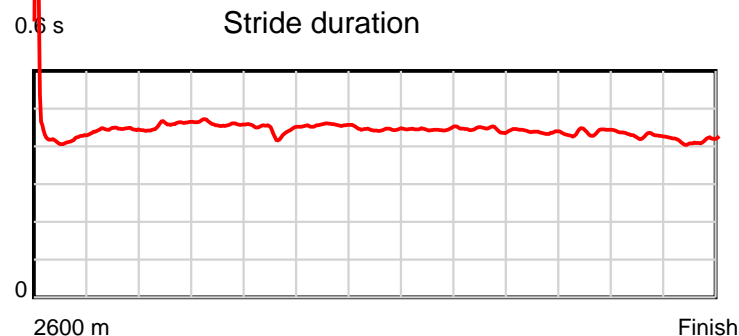
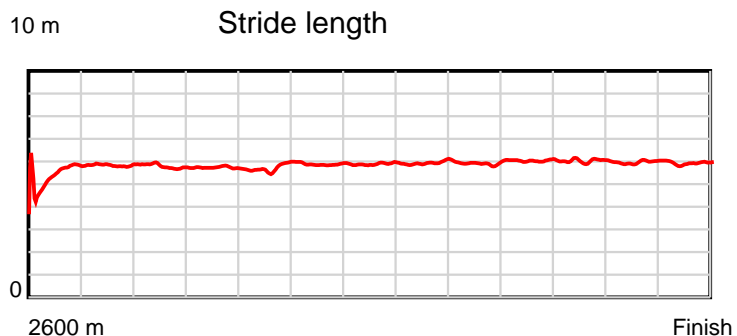
Disclaimer.

HRNZ and NZMTC and Thoroughbred Ratings Pty Ltd accepts no responsibility for the completeness or accuracy of any of the information contained herein, and makes no representations about its suitability for any particular purpose. Users should make their own judgements about those matters and/or seek independent advice. You assume all risks associated with use of the data provided on this page.

Race Results

June 14, 2019, Race 9, PGG WRIGHTSON ST'BRED UNCUT GEMS TROTTERS CLASSIC (HCP TROT), Distance 2600m, Addington - Survey 3200m

Result	TAB no.	Horse (Barrier)	2200m to	2000m to	1800m to	1600m to	1400m to	1200m to	1000m to	800m to	600m to	400m to	200m to	Total or	Margin
4th	1	Izmok (3)	2000m	1800m	1600m	1400m	1200m	1000m	800m	600m	400m	200m	WP	Average	
		Position in running (margin)	3(5.5)	3(4.2)	5(4.1)	6(6.7)	6(5.9)	6(4.6)	6(4.8)	6(4.7)	5(4.4)	6(5.4)	5(5.3)		2.60
		Sectional time (s)	15.51	16.03	15.85	15.99	15.14	15.26	15.00	14.66	14.87	14.93	14.30		
		Cumulative time (s)	167.54	152.03	136.00	120.15	104.16	89.02	73.76	58.76	44.10	29.23	14.30	3:18.79	
		Speed (m/s)	12.89	12.48	12.62	12.51	13.21	13.11	13.33	13.64	13.45	13.40	13.99	13.08	
		Stride length (m)	5.89	5.74	5.61	5.71	5.88	5.84	5.93	5.99	5.88	5.75	5.81	5.78	
		Stride duration (s)	0.457	0.460	0.445	0.456	0.445	0.445	0.445	0.439	0.437	0.429	0.415	0.442	
		Stride efficiency (%)	54.15	51.52	49.23	50.89	53.99	53.25	54.97	56.11	54.09	51.67	52.74	52.25	
		Stride count	33.98	34.83	35.63	35.05	34.03	34.26	33.72	33.38	33.99	34.78	34.43	449.62	



Note: Horizontal distance axis grid lines are 200m furlongs.

Disclaimer.

HRNZ and NZMTC and Thoroughbred Ratings Pty Ltd accepts no responsibility for the completeness or accuracy of any of the information contained herein, and makes no representations about its suitability for any particular purpose. Users should make their own judgements about those matters and/or seek independent advice. You assume all risks associated with use of the data provided on this page.



Race Results



June 14, 2019, Race 9, PGG WRIGHTSON ST'BRED UNCUT GEMS TROTTERS CLASSIC (HCP TROT), Distance 2600m, Addington - Survey 3200m

Result	TAB no.	Horse (Barrier)	2600 to	2400m to
5th	8	Theodosia (12)	2400m	2200m
		Position in running (margin)	-	6(11.1)
		Sectional time (s)	17.35	15.31
		Cumulative time (s)	198.79	181.44
		Speed (m/s)	11.53	13.06
		Stride length (m)	5.22	5.89
		Stride duration (s)	0.435	0.451
		Stride efficiency (%)	42.56	54.30
		Stride count	38.33	33.93

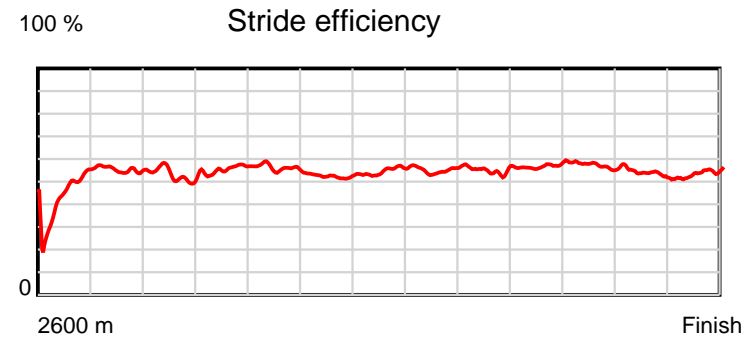
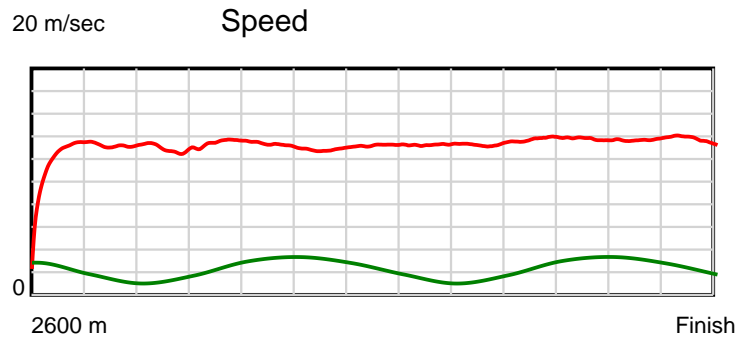
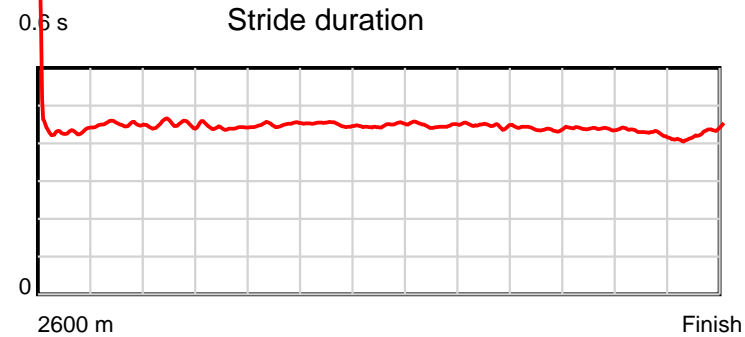
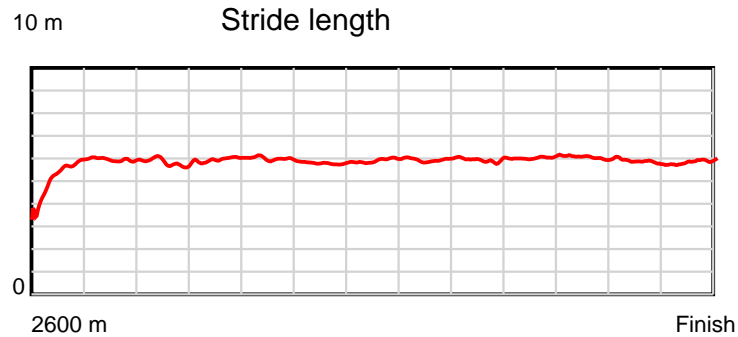
Disclaimer.

HRNZ and NZMTC and Thoroughbred Ratings Pty Ltd accepts no responsibility for the completeness or accuracy of any of the information contained herein, and makes no representations about its suitability for any particular purpose. Users should make their own judgements about those matters and/or seek independent advice. You assume all risks associated with use of the data provided on this page.

Race Results

June 14, 2019, Race 9, PGG WRIGHTSON ST'BRED UNCUT GEMS TROTTERS CLASSIC (HCP TROT), Distance 2600m, Addington - Survey 3200m

Result	TAB no.	Horse (Barrier)	2200m to	2000m to	1800m to	1600m to	1400m to	1200m to	1000m to	800m to	600m to	400m to	200m to	Total or	Margin
5th	8	Theodosia (12)	2000m	1800m	1600m	1400m	1200m	1000m	800m	600m	400m	200m	WP	Average	
		Position in running (margin)	6(13.1)	6(10.6)	4(3.2)	3(2.2)	3(2.6)	2(1.4)	2(1.9)	2(1.2)	2(0.4)	2(1.0)	3(2.4)		2.60
		Sectional time (s)	15.32	14.82	15.26	16.18	15.15	15.31	14.90	14.57	14.81	15.18	14.63		
		Cumulative time (s)	166.13	150.81	135.99	120.73	104.55	89.40	74.09	59.19	44.62	29.81	14.63	3:18.79	
		Speed (m/s)	13.05	13.50	13.11	12.36	13.20	13.06	13.42	13.73	13.50	13.18	13.67	13.08	
		Stride length (m)	5.88	5.99	5.90	5.57	5.91	5.85	6.00	6.01	5.92	5.62	5.86	5.81	
		Stride duration (s)	0.450	0.443	0.450	0.451	0.448	0.448	0.447	0.438	0.438	0.427	0.429	0.444	
		Stride efficiency (%)	53.99	56.00	54.38	48.51	54.58	53.53	56.24	56.53	54.74	49.33	53.62	52.72	
		Stride count	34.02	33.41	33.90	35.90	33.84	34.17	33.34	33.25	33.79	35.60	34.14	447.62	



Note: Horizontal distance axis grid lines are 200m furlongs.

Disclaimer.

HRNZ and NZMTC and Thoroughbred Ratings Pty Ltd accepts no responsibility for the completeness or accuracy of any of the information contained herein, and makes no representations about its suitability for any particular purpose. Users should make their own judgements about those matters and/or seek independent advice. You assume all risks associated with use of the data provided on this page.



Race Results



June 14, 2019, Race 9, PGG WRIGHTSON ST'BRED UNCUT GEMS TROTTERS CLASSIC (HCP TROT), Distance 2600m, Addington - Survey 3200m

Result	TAB no.	Horse (Barrier)	2600 to	2400m to
6th	2	Justamollyarch... (6)	2400m	2200m
		Position in running (margin)	-	2(1.9)
		Sectional time (s)	15.83	15.09
		Cumulative time (s)	199.73	183.90
		Speed (m/s)	12.64	13.25
		Stride length (m)	5.39	5.98
		Stride duration (s)	0.430	0.451
		Stride efficiency (%)	45.41	55.90
		Stride count	37.10	33.44

Disclaimer.

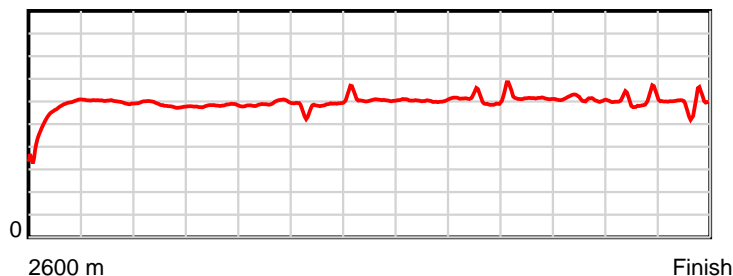
HRNZ and NZMTC and Thoroughbred Ratings Pty Ltd accepts no responsibility for the completeness or accuracy of any of the information contained herein, and makes no representations about its suitability for any particular purpose. Users should make their own judgements about those matters and/or seek independent advice. You assume all risks associated with use of the data provided on this page.

Race Results

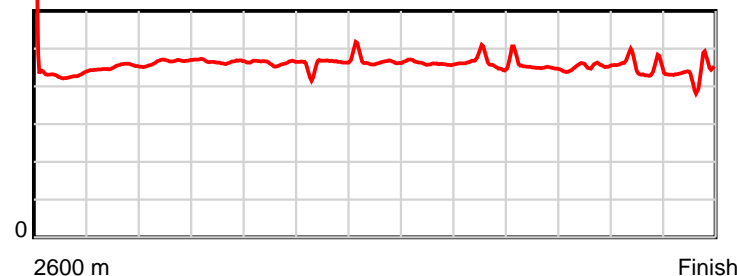
June 14, 2019, Race 9, PGG WRIGHTSON ST'BRED UNCUT GEMS TROTTERS CLASSIC (HCP TROT), Distance 2600m, Addington - Survey 3200m

Result	TAB no.	Horse (Barrier)	2200m to	2000m to	1800m to	1600m to	1400m to	1200m to	1000m to	800m to	600m to	400m to	200m to	Total or	Margin
6th	2	Justamollyarch... (6)	2000m	1800m	1600m	1400m	1200m	1000m	800m	600m	400m	200m	WP	Average	
		Position in running (margin)	2(2.6)	2(2.3)	3(2.1)	4(4.3)	4(3.8)	5(3.8)	5(4.2)	5(4.3)	6(4.5)	7(5.7)	6(7.0)		7.80
		Sectional time (s)	15.68	16.02	15.78	16.03	15.35	15.30	15.04	14.74	14.90	15.18	14.79		
		Cumulative time (s)	168.81	153.13	137.11	121.33	105.30	89.95	74.65	59.61	44.87	29.97	14.79	3:19.73	
		Speed (m/s)	12.76	12.48	12.67	12.48	13.03	13.07	13.30	13.57	13.42	13.18	13.52	13.02	
		Stride length (m)	5.93	5.82	5.86	5.71	6.10	6.03	6.12	6.19	6.05	5.94	5.88	5.92	
		Stride duration (s)	0.465	0.466	0.463	0.458	0.468	0.461	0.460	0.456	0.451	0.451	0.435	0.454	
		Stride efficiency (%)	54.96	52.87	53.70	50.91	58.07	56.75	58.54	59.93	57.16	55.12	54.10	54.68	
		Stride count	33.72	34.38	34.12	35.04	32.81	33.19	32.68	32.30	33.07	33.68	33.99	439.52	

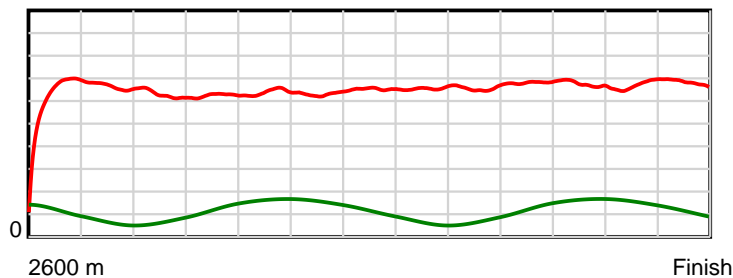
10 m Stride length



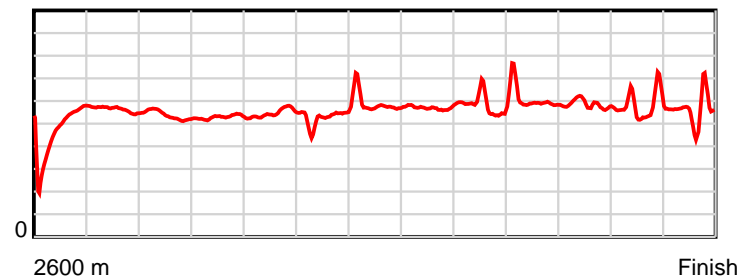
0.6 s Stride duration



20 m/sec Speed



100 % Stride efficiency



Note: Horizontal distance axis grid lines are 200m furlongs.

Disclaimer.

HRNZ and NZMTC and Thoroughbred Ratings Pty Ltd accepts no responsibility for the completeness or accuracy of any of the information contained herein, and makes no representations about its suitability for any particular purpose. Users should make their own judgements about those matters and/or seek independent advice. You assume all risks associated with use of the data provided on this page.



Race Results



June 14, 2019, Race 9, PGG WRIGHTSON ST'BRED UNCUT GEMS TROTTERS CLASSIC (HCP TROT), Distance 2600m, Addington - Survey 3200m

Result	TAB no.	Horse (Barrier)	2600 to	2400m to
7th	7	Medusa (11)	2400m	2200m
		Position in running (margin)	-	8(16.3)
		Sectional time (s)	18.22	15.66
		Cumulative time (s)	199.87	181.65
		Speed (m/s)	10.98	12.77
		Stride length (m)	5.31	5.90
		Stride duration (s)	0.468	0.462
		Stride efficiency (%)	44.11	54.36
		Stride count	37.64	33.91

Disclaimer.

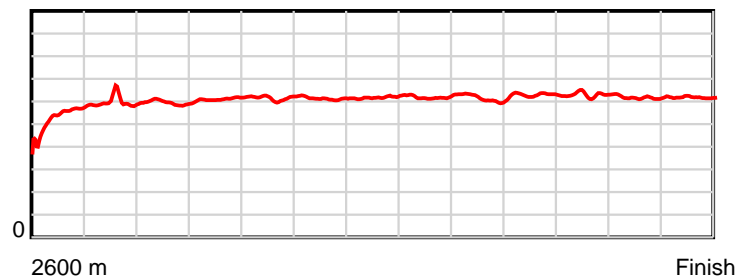
HRNZ and NZMTC and Thoroughbred Ratings Pty Ltd accepts no responsibility for the completeness or accuracy of any of the information contained herein, and makes no representations about its suitability for any particular purpose. Users should make their own judgements about those matters and/or seek independent advice. You assume all risks associated with use of the data provided on this page.

Race Results

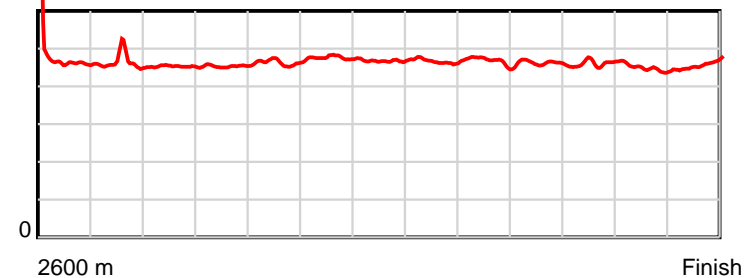
June 14, 2019, Race 9, PGG WRIGHTSON ST'BRED UNCUT GEMS TROTTERS CLASSIC (HCP TROT), Distance 2600m, Addington - Survey 3200m

Result	TAB no.	Horse (Barrier)	2200m to	2000m to	1800m to	1600m to	1400m to	1200m to	1000m to	800m to	600m to	400m to	200m to	Total or	Margin
7th	7	Medusa (11)	2000m	1800m	1600m	1400m	1200m	1000m	800m	600m	400m	200m	WP	Average	
		Position in running (margin)	8(20.5)	8(16.2)	8(9.4)	8(8.7)	8(7.9)	7(6.5)	7(6.8)	7(7.0)	8(6.2)	9(7.1)	7(7.8)		8.60
		Sectional time (s)	15.02	14.92	15.30	15.97	15.12	15.27	15.07	14.57	14.85	15.07	14.83		
		Cumulative time (s)	165.99	150.97	136.05	120.75	104.78	89.66	74.39	59.32	44.75	29.90	14.83	3:19.87	
		Speed (m/s)	13.32	13.40	13.07	12.52	13.23	13.10	13.27	13.73	13.47	13.27	13.49	13.01	
		Stride length (m)	6.03	6.07	6.05	5.96	6.19	6.10	6.20	6.35	6.21	5.94	6.19	6.03	
		Stride duration (s)	0.453	0.453	0.463	0.476	0.468	0.466	0.467	0.463	0.461	0.447	0.459	0.463	
		Stride efficiency (%)	56.80	57.64	57.19	55.47	59.84	58.21	59.99	63.04	60.33	55.08	59.93	56.78	
		Stride count	33.17	32.93	33.06	33.57	32.32	32.77	32.28	31.49	32.19	33.69	32.29	431.31	

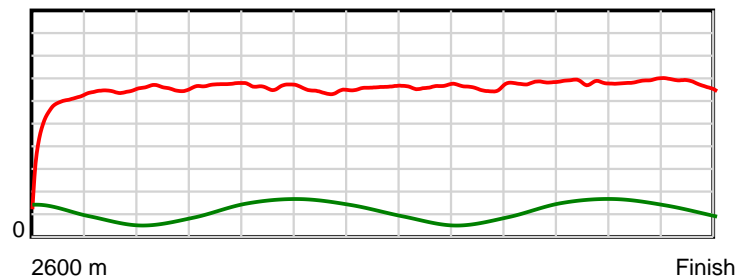
10 m Stride length



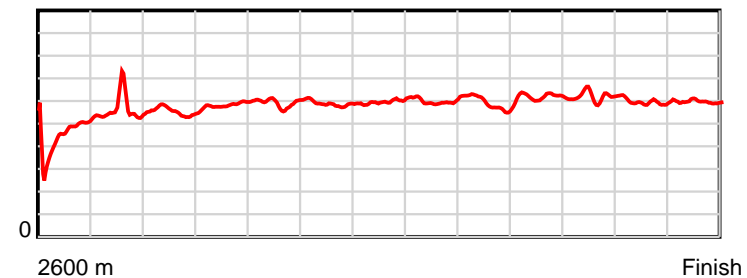
0.6 s Stride duration



20 m/sec Speed



100 % Stride efficiency



Note: Horizontal distance axis grid lines are 200m furlongs.

Disclaimer.

HRNZ and NZMTC and Thoroughbred Ratings Pty Ltd accepts no responsibility for the completeness or accuracy of any of the information contained herein, and makes no representations about its suitability for any particular purpose. Users should make their own judgements about those matters and/or seek independent advice. You assume all risks associated with use of the data provided on this page.



Race Results



June 14, 2019, Race 9, PGG WRIGHTSON ST'BRED UNCUT GEMS TROTTERS CLASSIC (HCP TROT), Distance 2600m, Addington - Survey 3200m

Result	TAB no.	Horse (Barrier)	2600 to	2400m to
8th	9	Neverneverland (2)	2400m	2200m
		Position in running (margin)	-	11(22.6)
		Sectional time (s)	19.16	15.43
		Cumulative time (s)	200.99	181.83
		Speed (m/s)	10.44	12.96
		Stride length (m)	5.19	5.57
		Stride duration (s)	0.433	0.429
		Stride efficiency (%)	42.03	48.43
		Stride count	38.56	35.93

Disclaimer.

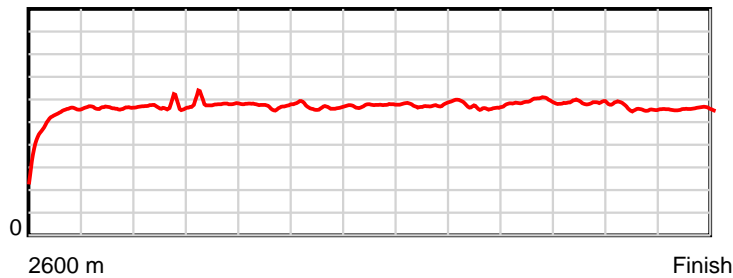
HRNZ and NZMTC and Thoroughbred Ratings Pty Ltd accepts no responsibility for the completeness or accuracy of any of the information contained herein, and makes no representations about its suitability for any particular purpose. Users should make their own judgements about those matters and/or seek independent advice. You assume all risks associated with use of the data provided on this page.

Race Results

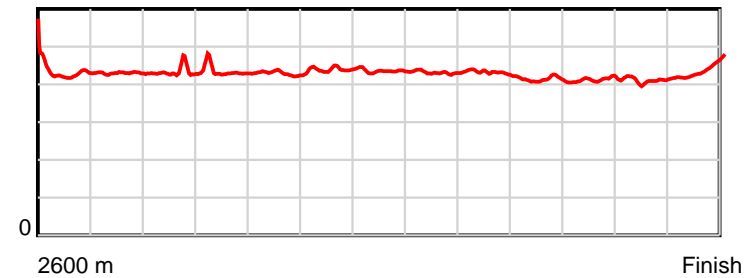
June 14, 2019, Race 9, PGG WRIGHTSON ST'BRED UNCUT GEMS TROTTERS CLASSIC (HCP TROT), Distance 2600m, Addington - Survey 3200m

Result	TAB no.	Horse (Barrier)	2200m to	2000m to	1800m to	1600m to	1400m to	1200m to	1000m to	800m to	600m to	400m to	200m to	Total or	Margin
8th	9	Neverneverland (2)	2000m	1800m	1600m	1400m	1200m	1000m	800m	600m	400m	200m	WP	Average	
		Position in running (margin)	10(25.3)	10(21.5)	10(14.2)	10(13.1)	10(12.2)	10(11.1)	10(10.8)	10(11.3)	9(7.0)	8(5.8)	8(7.9)		14.90
		Sectional time (s)	15.10	14.84	15.23	15.97	15.18	15.18	15.10	13.99	14.51	15.31	15.99		
		Cumulative time (s)	166.40	151.30	136.46	121.23	105.26	90.08	74.90	59.80	45.81	31.30	15.99	3:20.99	
		Speed (m/s)	13.25	13.48	13.13	12.52	13.18	13.18	13.25	14.30	13.78	13.06	12.51	12.94	
		Stride length (m)	5.70	5.83	5.63	5.50	5.73	5.69	5.72	5.90	5.68	5.38	5.53	5.61	
		Stride duration (s)	0.430	0.432	0.429	0.439	0.435	0.431	0.432	0.413	0.412	0.412	0.442	0.434	
		Stride efficiency (%)	50.75	53.10	49.60	47.28	51.37	50.51	51.04	54.47	50.38	45.19	47.85	49.23	
		Stride count	35.10	34.31	35.50	36.36	34.88	35.18	34.99	33.87	35.22	37.19	36.14	463.23	

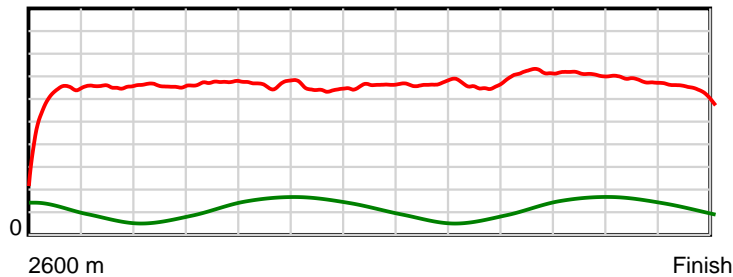
10 m Stride length



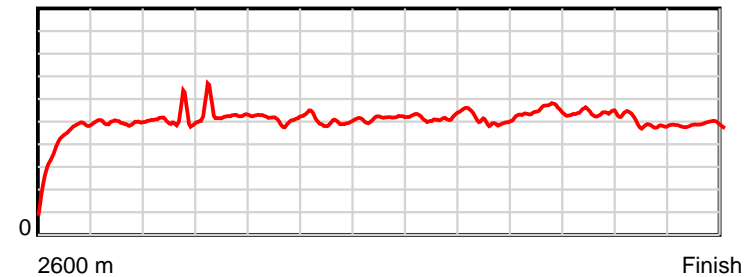
0.6 s Stride duration



20 m/sec Speed



100 % Stride efficiency



Note: Horizontal distance axis grid lines are 200m furlongs.

Disclaimer.

HRNZ and NZMTC and Thoroughbred Ratings Pty Ltd accepts no responsibility for the completeness or accuracy of any of the information contained herein, and makes no representations about its suitability for any particular purpose. Users should make their own judgements about those matters and/or seek independent advice. You assume all risks associated with use of the data provided on this page.



Race Results



June 14, 2019, Race 9, PGG WRIGHTSON ST'BRED UNCUT GEMS TROTTERS CLASSIC (HCP TROT), Distance 2600m, Addington - Survey 3200m

Result	TAB no.	Horse (Barrier)	2600 to	2400m to
9th	6	Clifden Clower... (10)	2400m	2200m
		Position in running (margin)	-	1(0.0)
		Sectional time (s)	15.41	14.97
		Cumulative time (s)	201.37	185.96
		Speed (m/s)	12.98	13.36
		Stride length (m)	5.31	5.94
		Stride duration (s)	0.416	0.445
		Stride efficiency (%)	44.03	55.19
		Stride count	37.68	33.65

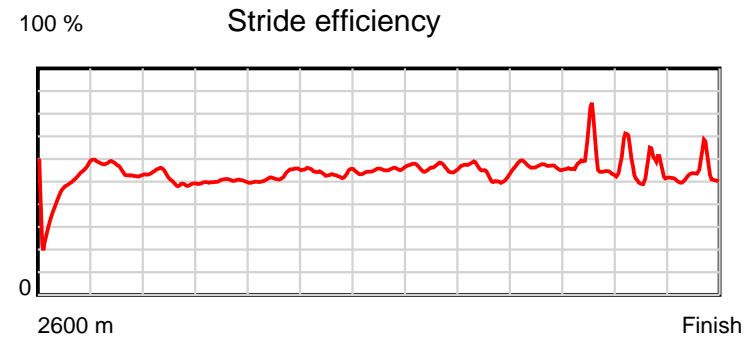
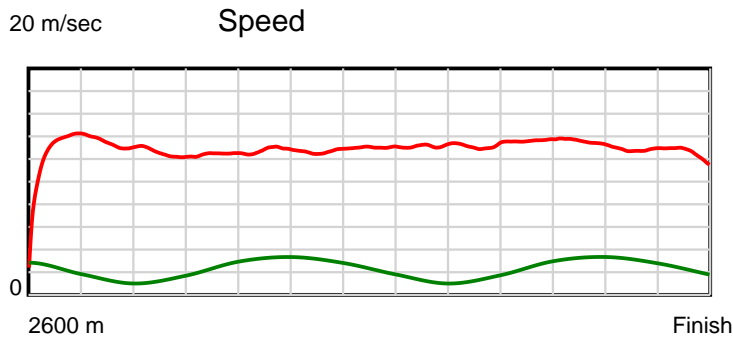
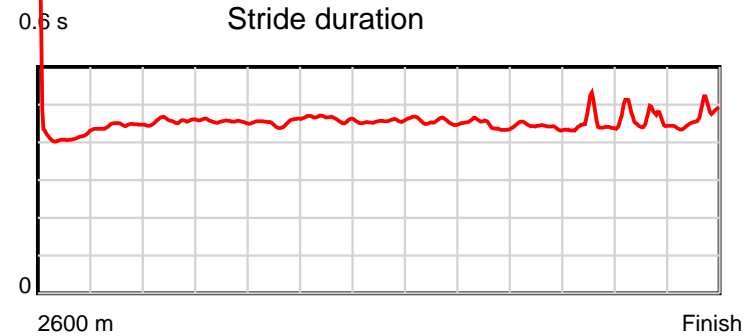
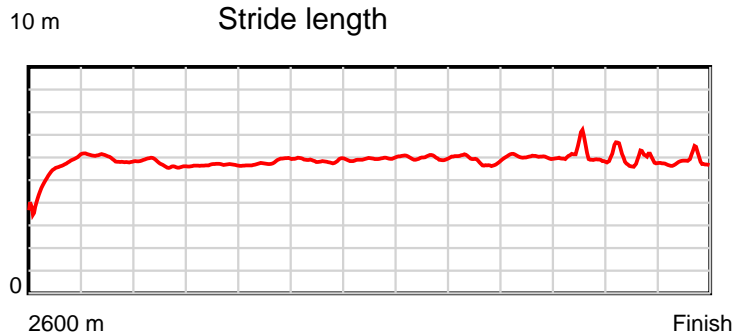
Disclaimer.

HRNZ and NZMTC and Thoroughbred Ratings Pty Ltd accepts no responsibility for the completeness or accuracy of any of the information contained herein, and makes no representations about its suitability for any particular purpose. Users should make their own judgements about those matters and/or seek independent advice. You assume all risks associated with use of the data provided on this page.

Race Results

June 14, 2019, Race 9, PGG WRIGHTSON ST'BRED UNCUT GEMS TROTTERS CLASSIC (HCP TROT), Distance 2600m, Addington - Survey 3200m

Result	TAB no.	Horse (Barrier)	2200m to	2000m to	1800m to	1600m to	1400m to	1200m to	1000m to	800m to	600m to	400m to	200m to	Total or	Margin
9th	6	Clifden Clower... (10)	2000m	1800m	1600m	1400m	1200m	1000m	800m	600m	400m	200m	WP	Average	
		Position in running (margin)	1(0.0)	1(0.0)	1(0.0)	2(2.1)	2(2.0)	3(2.3)	3(2.4)	3(2.4)	3(2.6)	3(3.7)	9(9.0)		17.00
		Sectional time (s)	15.73	16.06	15.76	16.11	15.39	15.25	15.02	14.74	14.89	15.84	16.20		
		Cumulative time (s)	170.99	155.26	139.20	123.44	107.33	91.94	76.69	61.67	46.93	32.04	16.20	3:21.37	
		Speed (m/s)	12.71	12.45	12.69	12.41	13.00	13.11	13.32	13.57	13.43	12.63	12.35	12.91	
		Stride length (m)	5.81	5.68	5.75	5.75	5.92	5.98	5.94	6.01	6.00	5.80	5.75	5.81	
		Stride duration (s)	0.457	0.456	0.453	0.463	0.456	0.456	0.446	0.443	0.447	0.459	0.466	0.450	
		Stride efficiency (%)	52.67	50.35	51.62	51.66	54.83	55.89	55.17	56.53	56.29	52.57	51.73	52.81	
		Stride count	34.45	35.23	34.80	34.78	33.76	33.44	33.66	33.25	33.32	34.48	34.76	447.26	



Note: Horizontal distance axis grid lines are 200m furlongs.

Disclaimer.

HRNZ and NZMTC and Thoroughbred Ratings Pty Ltd accepts no responsibility for the completeness or accuracy of any of the information contained herein, and makes no representations about its suitability for any particular purpose. Users should make their own judgements about those matters and/or seek independent advice. You assume all risks associated with use of the data provided on this page.



Race Results



June 14, 2019, Race 9, PGG WRIGHTSON ST'BRED UNCUT GEMS TROTTERS CLASSIC (HCP TROT), Distance 2600m, Addington - Survey 3200m

Result	TAB no.	Horse (Barrier)	2600 to	2400m to
10th	3	Lisa Marie P (7)	2400m	2200m
		Position in running (margin)	-	4(6.4)
		Sectional time (s)	16.69	15.23
		Cumulative time (s)	203.27	186.58
		Speed (m/s)	11.99	13.13
		Stride length (m)	5.29	5.82
		Stride duration (s)	0.431	0.444
		Stride efficiency (%)	43.65	52.98
		Stride count	37.84	34.35

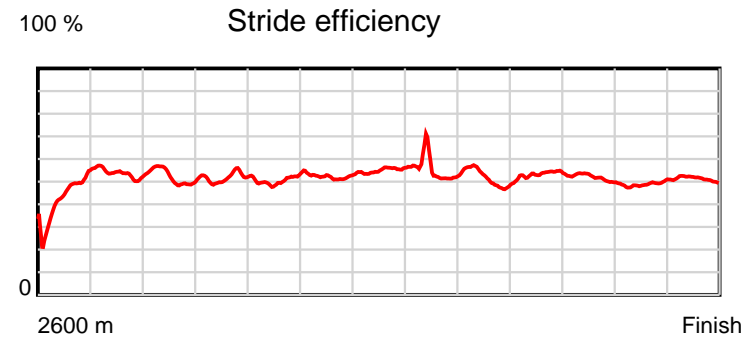
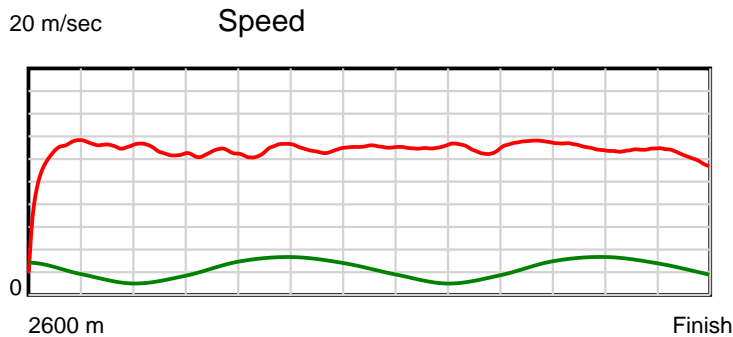
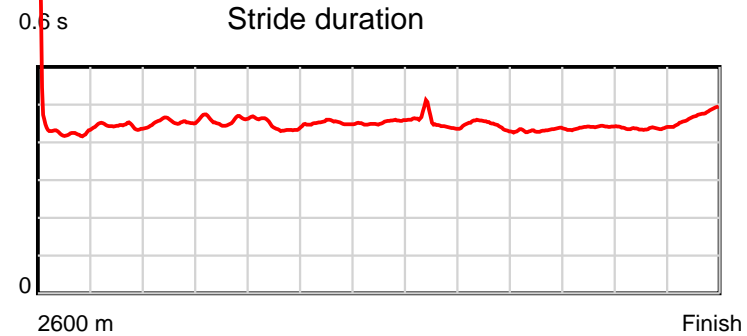
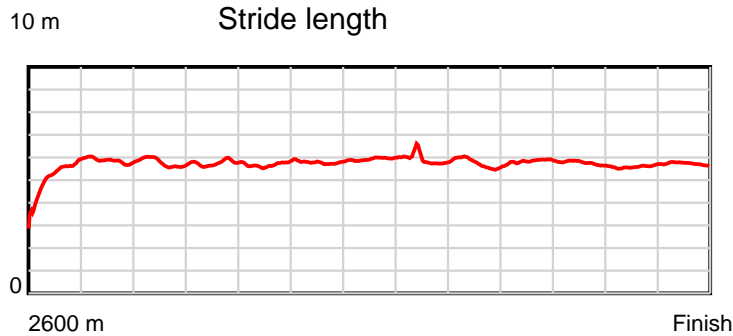
Disclaimer.

HRNZ and NZMTC and Thoroughbred Ratings Pty Ltd accepts no responsibility for the completeness or accuracy of any of the information contained herein, and makes no representations about its suitability for any particular purpose. Users should make their own judgements about those matters and/or seek independent advice. You assume all risks associated with use of the data provided on this page.

Race Results

June 14, 2019, Race 9, PGG WRIGHTSON ST'BRED UNCUT GEMS TROTTERS CLASSIC (HCP TROT), Distance 2600m, Addington - Survey 3200m

Result	TAB no.	Horse (Barrier)	2200m to	2000m to	1800m to	1600m to	1400m to	1200m to	1000m to	800m to	600m to	400m to	200m to	Total or	Margin
10th	3	Lisa Marie P (7)	2000m	1800m	1600m	1400m	1200m	1000m	800m	600m	400m	200m	WP	Average	
		Position in running (margin)	4(8.0)	4(6.8)	6(5.9)	7(8.1)	7(6.8)	8(6.6)	8(7.2)	8(8.4)	10(8.8)	10(12.9)	10(18.1)		27.50
		Sectional time (s)	15.53	15.91	15.77	15.91	15.31	15.33	15.22	14.77	15.39	15.82	16.39		
		Cumulative time (s)	171.35	155.82	139.91	124.14	108.23	92.92	77.59	62.37	47.60	32.21	16.39	3:23.27	
		Speed (m/s)	12.88	12.57	12.68	12.57	13.06	13.05	13.14	13.54	13.00	12.64	12.20	12.79	
		Stride length (m)	5.85	5.77	5.64	5.68	5.93	5.89	5.87	5.85	5.71	5.53	5.75	5.73	
		Stride duration (s)	0.454	0.459	0.445	0.452	0.454	0.451	0.447	0.432	0.439	0.437	0.472	0.448	
		Stride efficiency (%)	53.40	51.98	49.79	50.34	54.88	54.19	53.90	53.44	50.93	47.72	51.75	51.32	
		Stride count	34.21	34.68	35.43	35.24	33.75	33.96	34.05	34.20	35.03	36.19	34.75	453.68	



Note: Horizontal distance axis grid lines are 200m furlongs.

Disclaimer.

HRNZ and NZMTC and Thoroughbred Ratings Pty Ltd accepts no responsibility for the completeness or accuracy of any of the information contained herein, and makes no representations about its suitability for any particular purpose. Users should make their own judgements about those matters and/or seek independent advice. You assume all risks associated with use of the data provided on this page.



Race Results



June 14, 2019, Race 9, PGG WRIGHTSON ST'BRED UNCUT GEMS TROTTERS CLASSIC (HCP TROT), Distance 2600m, Addington - Survey 3200m

Result	TAB no.	Horse (Barrier)	2600 to	2400m to
11th	12	Wee Man Troubl... (0)	2400m	2200m
		Position in running (margin)	-	10(21.7)
		Sectional time (s)	19.17	19.72
		Cumulative time (s)	209.67	190.50
		Speed (m/s)	10.43	10.14
		Stride length (m)	5.48	4.98
		Stride duration (s)	0.480	0.491
		Stride efficiency (%)	46.92	38.78
		Stride count	36.50	40.15

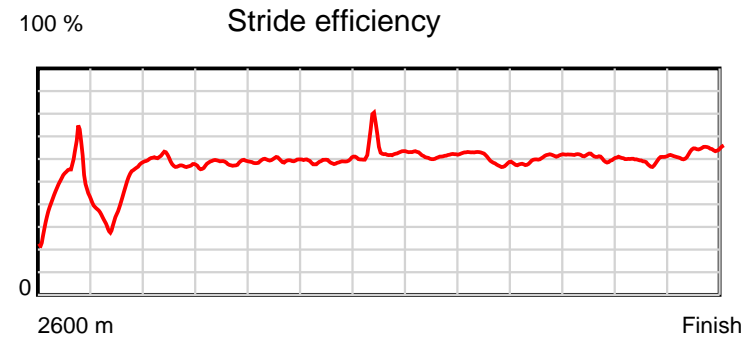
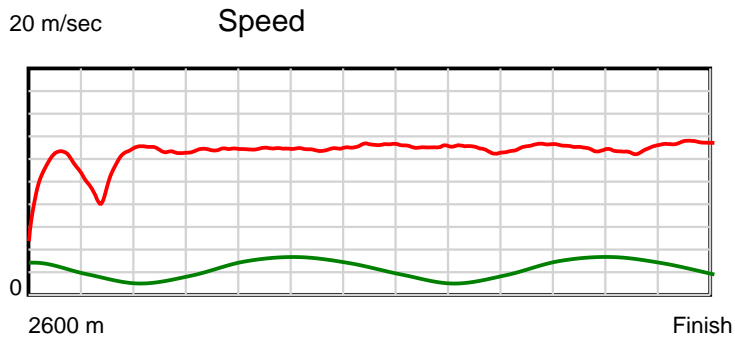
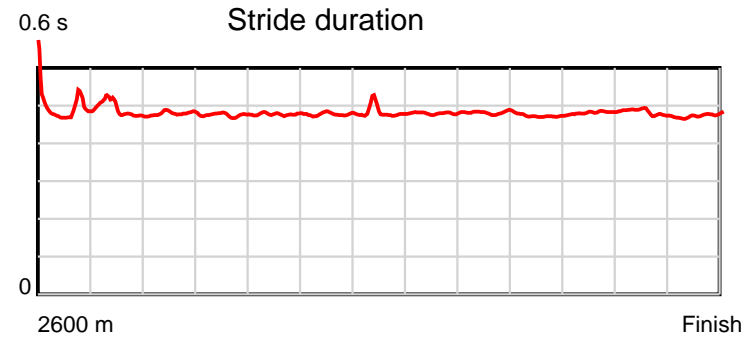
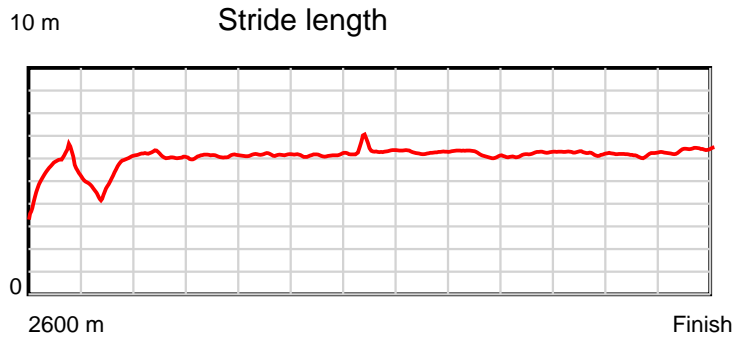
Disclaimer.

HRNZ and NZMTC and Thoroughbred Ratings Pty Ltd accepts no responsibility for the completeness or accuracy of any of the information contained herein, and makes no representations about its suitability for any particular purpose. Users should make their own judgements about those matters and/or seek independent advice. You assume all risks associated with use of the data provided on this page.

Race Results

June 14, 2019, Race 9, PGG WRIGHTSON ST'BRED UNCUT GEMS TROTTERS CLASSIC (HCP TROT), Distance 2600m, Addington - Survey 3200m

Result	TAB no.	Horse (Barrier)	2200m to	2000m to	1800m to	1600m to	1400m to	1200m to	1000m to	800m to	600m to	400m to	200m to	Total or	Margin
11th	12	Wee Man Troubl... (0)	2000m	1800m	1600m	1400m	1200m	1000m	800m	600m	400m	200m	WP	Average	
		Position in running (margin)	11(50.1)	11(49.6)	11(46.5)	11(47.5)	11(46.5)	11(45.3)	11(49.0)	11(51.7)	11(54.8)	11(60.1)	11(65.5)		63.10
		Sectional time (s)	15.64	15.55	15.58	15.94	15.17	15.83	15.48	15.22	15.59	15.85	14.93		
		Cumulative time (s)	170.78	155.14	139.59	124.01	108.07	92.90	77.07	61.59	46.37	30.78	14.93	3:29.67	
		Speed (m/s)	12.79	12.86	12.84	12.55	13.18	12.63	12.92	13.14	12.83	12.62	13.40	12.40	
		Stride length (m)	6.13	6.12	6.13	5.98	6.34	6.06	6.22	6.21	6.19	6.07	6.36	6.00	
		Stride duration (s)	0.479	0.475	0.477	0.477	0.481	0.480	0.481	0.473	0.482	0.481	0.475	0.484	
		Stride efficiency (%)	58.76	58.45	58.68	55.91	62.78	57.45	60.46	60.27	59.88	57.54	63.30	56.18	
		Stride count	32.62	32.70	32.64	33.44	31.55	32.98	32.15	32.21	32.31	32.96	31.42	433.63	



Note: Horizontal distance axis grid lines are 200m furlongs.

Disclaimer.

HRNZ and NZMTC and Thoroughbred Ratings Pty Ltd accepts no responsibility for the completeness or accuracy of any of the information contained herein, and makes no representations about its suitability for any particular purpose. Users should make their own judgements about those matters and/or seek independent advice. You assume all risks associated with use of the data provided on this page.



Race Results



June 14, 2019, Race 9, PGG WRIGHTSON ST'BRED UNCUT GEMS TROTTERS CLASSIC (HCP TROT), Distance 2600m, Addington - Survey 3200m

Result	TAB no.	Horse (Barrier)	2600 to	2400m to
12th	4	Beyond The Hor... (8)	2400m	2200m
		Position in running (margin)	-	13(64.1)
		Sectional time (s)	26.15	14.34
		Cumulative time (s)	209.68	183.53
		Speed (m/s)	7.65	13.95
		Stride length (m)	3.82	6.19
		Stride duration (s)	0.484	0.444
		Stride efficiency (%)	22.85	59.82
		Stride count	52.31	32.32

Disclaimer.

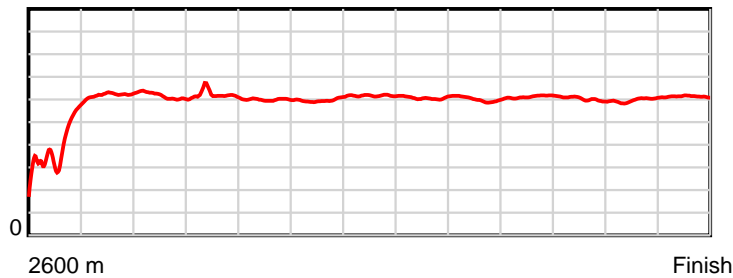
HRNZ and NZMTC and Thoroughbred Ratings Pty Ltd accepts no responsibility for the completeness or accuracy of any of the information contained herein, and makes no representations about its suitability for any particular purpose. Users should make their own judgements about those matters and/or seek independent advice. You assume all risks associated with use of the data provided on this page.

Race Results

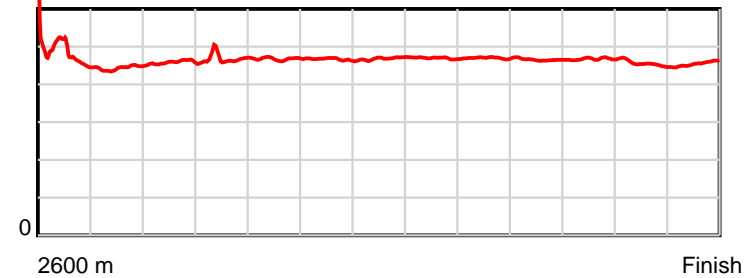
June 14, 2019, Race 9, PGG WRIGHTSON ST'BRED UNCUT GEMS TROTTERS CLASSIC (HCP TROT), Distance 2600m, Addington - Survey 3200m

Result	TAB no.	Horse (Barrier)	2200m to	2000m to	1800m to	1600m to	1400m to	1200m to	1000m to	800m to	600m to	400m to	200m to	Total or	Margin
12th	4	Beyond The Hor... (8)	2000m	1800m	1600m	1400m	1200m	1000m	800m	600m	400m	200m	WP	Average	
		Position in running (margin)	12(60.3)	12(54.2)	12(48.5)	12(50.2)	12(48.8)	12(48.1)	12(49.7)	12(52.9)	12(56.5)	12(61.9)	12(65.6)		63.10
		Sectional time (s)	14.72	15.11	15.70	15.87	15.24	15.50	15.54	15.32	15.60	15.56	15.03		
		Cumulative time (s)	169.19	154.47	139.36	123.66	107.79	92.55	77.05	61.51	46.19	30.59	15.03	3:29.68	
		Speed (m/s)	13.59	13.24	12.74	12.60	13.12	12.90	12.87	13.05	12.82	12.85	13.31	12.40	
		Stride length (m)	6.22	6.17	5.95	5.89	6.15	6.06	6.05	6.08	5.99	5.85	6.06	5.79	
		Stride duration (s)	0.458	0.466	0.467	0.467	0.468	0.469	0.470	0.466	0.467	0.455	0.455	0.467	
		Stride efficiency (%)	60.46	59.58	55.34	54.15	59.03	57.30	57.12	57.74	56.04	53.51	57.35	52.42	
		Stride count	32.15	32.39	33.61	33.98	32.54	33.03	33.08	32.90	33.40	34.18	33.01	448.90	

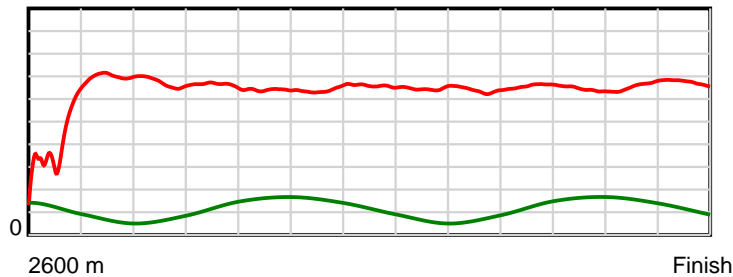
10 m Stride length



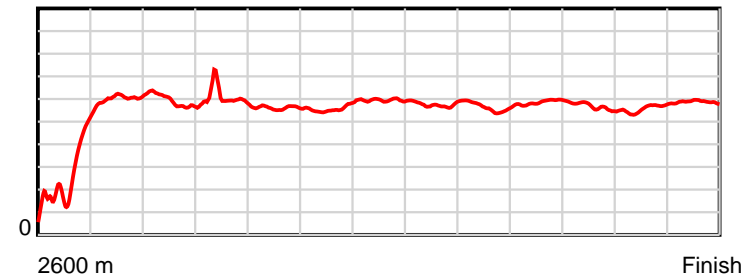
0.6 s Stride duration



20 m/sec Speed



100 % Stride efficiency



Note: Horizontal distance axis grid lines are 200m furlongs.

Disclaimer.

HRNZ and NZMTC and Thoroughbred Ratings Pty Ltd accepts no responsibility for the completeness or accuracy of any of the information contained herein, and makes no representations about its suitability for any particular purpose. Users should make their own judgements about those matters and/or seek independent advice. You assume all risks associated with use of the data provided on this page.



Race Results



June 14, 2019, Race 9, PGG WRIGHTSON ST'BRED UNCUT GEMS TROTTERS CLASSIC (HCP TROT), Distance 2600m, Addington - Survey 3200m

Result	TAB no.	Horse (Barrier)	2600 to	2400m to
13th	10	Topnotch Titan (1)	2400m	2200m
		Position in running (margin)	-	12(58.8)
		Sectional time (s)	25.24	19.62
		Cumulative time (s)	218.32	193.08
		Speed (m/s)	7.92	10.19
		Stride length (m)	3.95	4.70
		Stride duration (s)	0.463	0.461
		Stride efficiency (%)	24.32	34.49
		Stride count	50.69	42.57

Disclaimer.

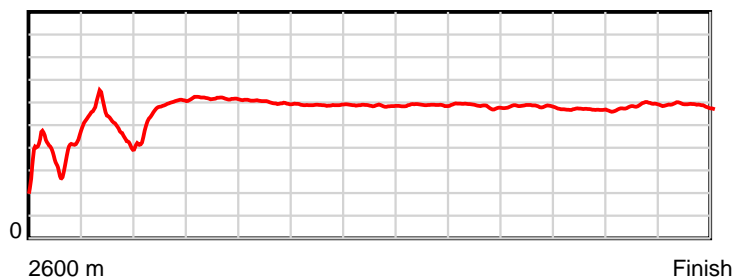
HRNZ and NZMTC and Thoroughbred Ratings Pty Ltd accepts no responsibility for the completeness or accuracy of any of the information contained herein, and makes no representations about its suitability for any particular purpose. Users should make their own judgements about those matters and/or seek independent advice. You assume all risks associated with use of the data provided on this page.

Race Results

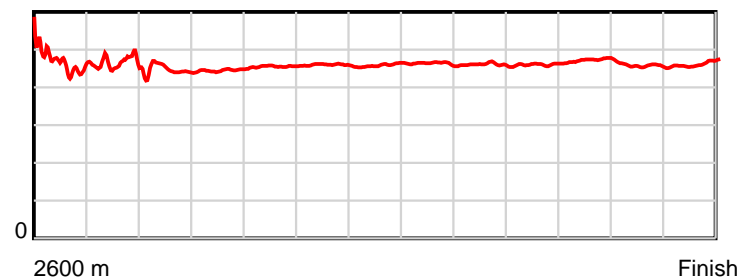
June 14, 2019, Race 9, PGG WRIGHTSON ST'BRED UNCUT GEMS TROTTERS CLASSIC (HCP TROT), Distance 2600m, Addington - Survey 3200m

Result	TAB no.	Horse (Barrier)	2200m to	2000m to	1800m to	1600m to	1400m to	1200m to	1000m to	800m to	600m to	400m to	200m to	Total or	Margin
13th	10	Topnotch Titan (1)	2000m	1800m	1600m	1400m	1200m	1000m	800m	600m	400m	200m	WP	Average	
		Position in running (margin)	13(86.7)	13(88.4)	13(78.9)	13(79.2)	13(78.9)	13(81.3)	13(85.0)	13(88.1)	13(94.8)	13(106.6)	13(112.6)		111.10
		Sectional time (s)	16.02	14.48	15.47	16.07	15.74	15.86	15.52	15.83	16.69	15.95	15.83		
		Cumulative time (s)	173.46	157.44	142.96	127.49	111.42	95.68	79.82	64.30	48.47	31.78	15.83	3:38.32	
		Speed (m/s)	12.48	13.81	12.93	12.45	12.71	12.61	12.89	12.63	11.98	12.54	12.63	11.91	
		Stride length (m)	5.55	6.16	5.89	5.72	5.84	5.84	5.93	5.82	5.66	5.73	5.85	5.51	
		Stride duration (s)	0.445	0.446	0.455	0.460	0.459	0.463	0.460	0.461	0.472	0.457	0.463	0.463	
		Stride efficiency (%)	48.12	59.24	54.22	51.09	53.26	53.29	54.96	52.96	50.08	51.27	53.47	47.47	
		Stride count	36.04	32.48	33.95	34.98	34.26	34.25	33.72	34.35	35.33	34.92	34.19	471.73	

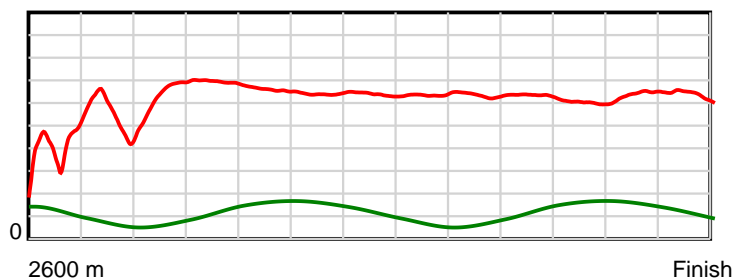
10 m Stride length



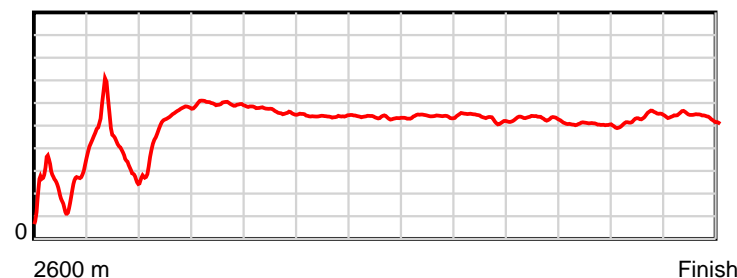
0.6 s Stride duration



20 m/sec Speed



100 % Stride efficiency



Note: Horizontal distance axis grid lines are 200m furlongs.

Disclaimer.

HRNZ and NZMTC and Thoroughbred Ratings Pty Ltd accepts no responsibility for the completeness or accuracy of any of the information contained herein, and makes no representations about its suitability for any particular purpose. Users should make their own judgements about those matters and/or seek independent advice. You assume all risks associated with use of the data provided on this page.