



## Race Results

NZ Metropolitan Trotting Club Inc, HRNZ, August 02, 2019

Compilation date: August 2, 2019, 5:46:37 PM (NZST)

Copyright © 2019 HRNZ and NZMTC. All rights reserved.

### Trademarks.

StrideMASTER is a registered trademark of Thoroughbred Ratings Pty Ltd.

### Disclaimer.

HRNZ and NZMTC and Thoroughbred Ratings Pty Ltd accepts no responsibility for the completeness or accuracy of any of the information contained herein, and makes no representations about its suitability for any particular purpose. Users should make their own judgements about those matters and/or seek independent advice. You assume all risks associated with use of the data provided on this page.



# Race Results



August 02, 2019, Race 1, , Distance 2600m, Addington - Survey 3200m

Result	TAB no.	Horse (Barrier)	2600 to	2400m to
1st	11	<b>Fynn Frost (0)</b>	<b>2400m</b>	<b>2200m</b>
		Position in running (margin)	-	10(11.0)
		Sectional time (s)	14.49	14.86
		Cumulative time (s)	198.57	184.08
		Speed (m/s)	13.80	13.46
		Stride length (m)	6.49	6.00
		Stride duration (s)	0.426	0.446
		Stride efficiency (%)	65.73	56.22
		Stride count	30.84	33.35

## Disclaimer.

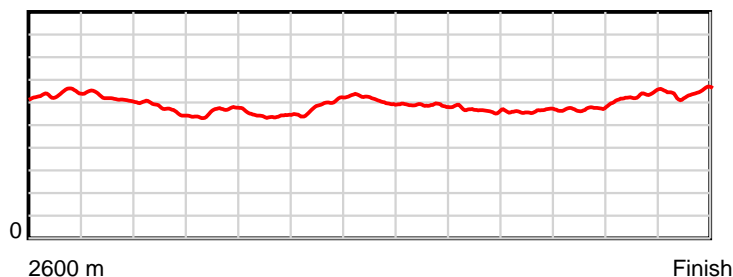
HRNZ and NZMTC and Thoroughbred Ratings Pty Ltd accepts no responsibility for the completeness or accuracy of any of the information contained herein, and makes no representations about its suitability for any particular purpose. Users should make their own judgements about those matters and/or seek independent advice. You assume all risks associated with use of the data provided on this page.

# Race Results

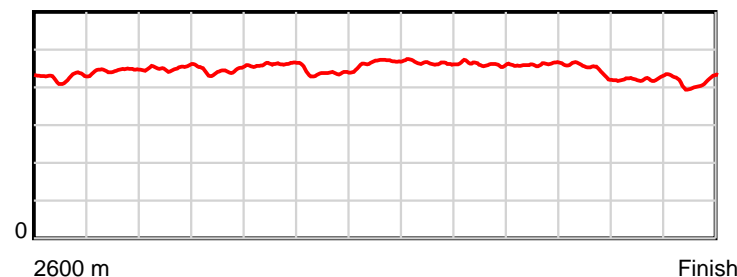
August 02, 2019, Race 1, , Distance 2600m, Addington - Survey 3200m

Result	TAB no.	Horse (Barrier)	2200m to	2000m to	1800m to	1600m to	1400m to	1200m to	1000m to	800m to	600m to	400m to	200m to	Total or	Margin
1st	11	<b>Fynn Frost (0)</b>	<b>2000m</b>	<b>1800m</b>	<b>1600m</b>	<b>1400m</b>	<b>1200m</b>	<b>1000m</b>	<b>800m</b>	<b>600m</b>	<b>400m</b>	<b>200m</b>	<b>WP</b>	<b>Average</b>	
		Position in running (margin)	7(10.4)	3(1.9)	1(0.0)	1(0.0)	2(2.4)	2(2.0)	3(2.4)	3(2.4)	2(2.6)	2(2.2)			0.00
		Sectional time (s)	16.14	15.75	16.97	14.87	15.26	15.75	16.30	16.35	15.50	13.45	12.88		
		Cumulative time (s)	169.22	153.08	137.33	120.36	105.49	90.23	74.48	58.18	41.83	26.33	12.88	3:18.57	
		Speed (m/s)	12.39	12.70	11.79	13.45	13.11	12.70	12.27	12.23	12.90	14.87	15.53	13.09	
		Stride length (m)	5.60	5.65	5.44	5.89	6.13	5.89	5.66	5.63	5.75	6.30	6.42	5.89	
		Stride duration (s)	0.452	0.445	0.461	0.438	0.468	0.464	0.462	0.461	0.446	0.424	0.414	0.450	
		Stride efficiency (%)	49.04	49.83	46.16	54.17	58.71	54.18	50.13	49.59	51.72	62.04	64.45	54.28	
		Stride count	35.70	35.42	36.80	33.97	32.63	33.97	35.31	35.50	34.76	31.74	31.14	441.13	

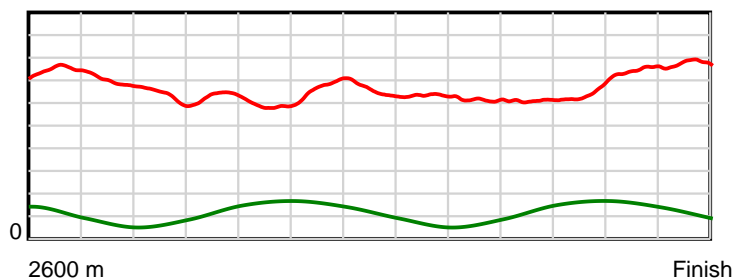
10 m Stride length



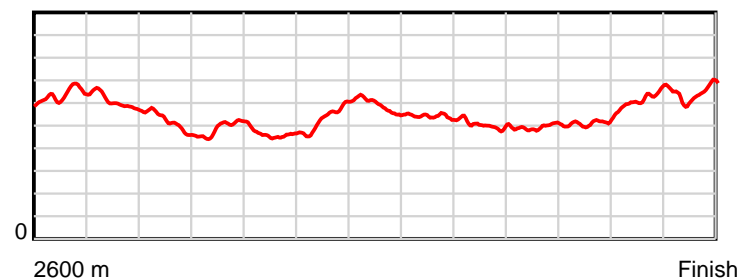
0.6 s Stride duration



20 m/sec Speed



100 % Stride efficiency



Note: Horizontal distance axis grid lines are 200m furlongs.

## Disclaimer.

HRNZ and NZMTC and Thoroughbred Ratings Pty Ltd accepts no responsibility for the completeness or accuracy of any of the information contained herein, and makes no representations about its suitability for any particular purpose. Users should make their own judgements about those matters and/or seek independent advice. You assume all risks associated with use of the data provided on this page.



# Race Results



August 02, 2019, Race 1, , Distance 2600m, Addington - Survey 3200m

Result	TAB no.	Horse (Barrier)	2600 to	2400m to
2nd	7	Russian Expres... (7)	2400m	2200m
		Position in running (margin)	-	3(3.2)
		Sectional time (s)	13.26	15.56
		Cumulative time (s)	198.64	185.38
		Speed (m/s)	15.08	12.85
		Stride length (m)	6.69	6.11
		Stride duration (s)	0.442	0.476
		Stride efficiency (%)	69.99	58.43
		Stride count	29.88	32.71

## Disclaimer.

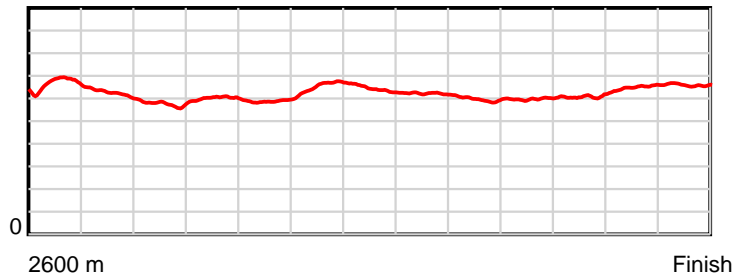
HRNZ and NZMTC and Thoroughbred Ratings Pty Ltd accepts no responsibility for the completeness or accuracy of any of the information contained herein, and makes no representations about its suitability for any particular purpose. Users should make their own judgements about those matters and/or seek independent advice. You assume all risks associated with use of the data provided on this page.

# Race Results

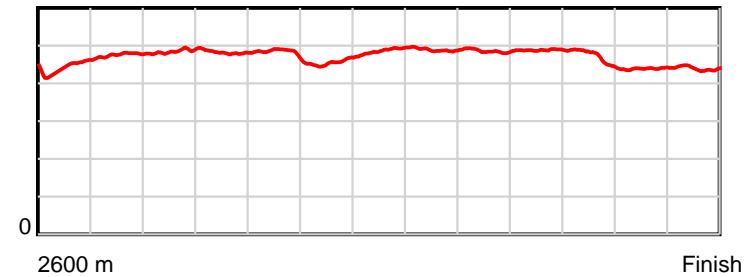
August 02, 2019, Race 1, , Distance 2600m, Addington - Survey 3200m

Result	TAB no.	Horse (Barrier)	2200m to	2000m to	1800m to	1600m to	1400m to	1200m to	1000m to	800m to	600m to	400m to	200m to	Total or	Margin
2nd	7	Russian Expres... (7)	2000m	1800m	1600m	1400m	1200m	1000m	800m	600m	400m	200m	WP	Average	
		Position in running (margin)	4(6.9)	5(4.1)	4(4.2)	2(2.0)	1(0.0)	1(0.0)	1(0.0)	1(0.0)	1(0.0)	1(0.0)	1(0.0)		0.40
		Sectional time (s)	17.09	16.08	16.61	14.14	15.26	15.83	16.23	16.36	15.46	13.52	13.24		
		Cumulative time (s)	169.82	152.73	136.65	120.04	105.90	90.64	74.81	58.58	42.22	26.76	13.24	3:18.64	
		Speed (m/s)	11.70	12.44	12.04	14.14	13.11	12.63	12.32	12.22	12.94	14.79	15.11	13.09	
		Stride length (m)	5.67	5.99	5.81	6.45	6.39	6.18	5.99	5.96	6.07	6.49	6.64	6.17	
		Stride duration (s)	0.485	0.482	0.482	0.456	0.488	0.489	0.486	0.488	0.469	0.439	0.440	0.472	
		Stride efficiency (%)	50.28	56.11	52.72	65.06	63.89	59.62	56.01	55.58	57.51	65.82	68.87	59.55	
		Stride count	35.26	33.38	34.43	31.00	31.28	32.38	33.41	33.53	32.97	30.82	30.13	421.18	

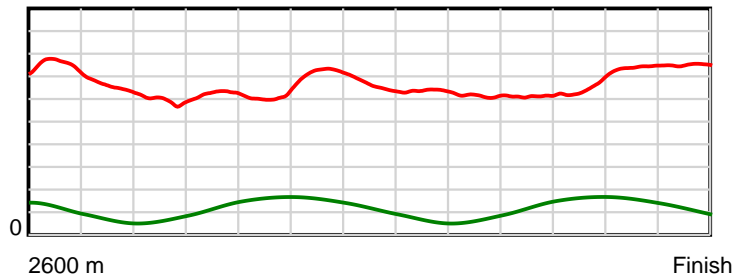
10 m Stride length



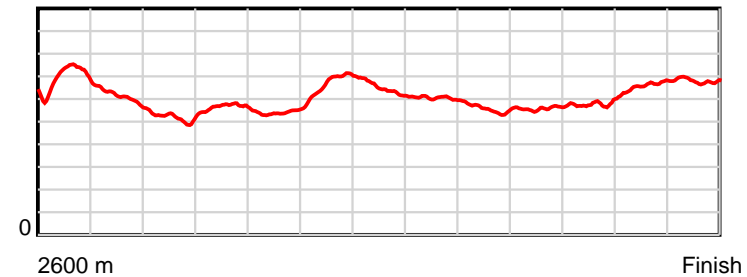
0.6 s Stride duration



20 m/sec Speed



100 % Stride efficiency



Note: Horizontal distance axis grid lines are 200m furlongs.

**Disclaimer.**

HRNZ and NZMTC and Thoroughbred Ratings Pty Ltd accepts no responsibility for the completeness or accuracy of any of the information contained herein, and makes no representations about its suitability for any particular purpose. Users should make their own judgements about those matters and/or seek independent advice. You assume all risks associated with use of the data provided on this page.



# Race Results



August 02, 2019, Race 1, , Distance 2600m, Addington - Survey 3200m

Result	TAB no.	Horse (Barrier)	2600 to 2400m	2400m to 2200m
3rd	3	Kruizr (3)		
		Position in running (margin)	-	6(6.1)
		Sectional time (s)	13.58	15.48
		Cumulative time (s)	198.75	185.17
		Speed (m/s)	14.73	12.92
		Stride length (m)	6.77	6.29
		Stride duration (s)	0.457	0.487
		Stride efficiency (%)	71.67	61.92
		Stride count	29.53	31.77

## Disclaimer.

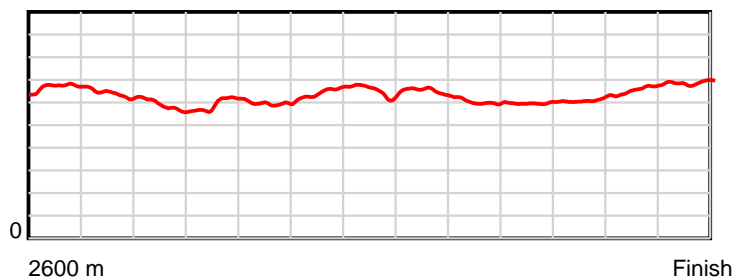
HRNZ and NZMTC and Thoroughbred Ratings Pty Ltd accepts no responsibility for the completeness or accuracy of any of the information contained herein, and makes no representations about its suitability for any particular purpose. Users should make their own judgements about those matters and/or seek independent advice. You assume all risks associated with use of the data provided on this page.

# Race Results

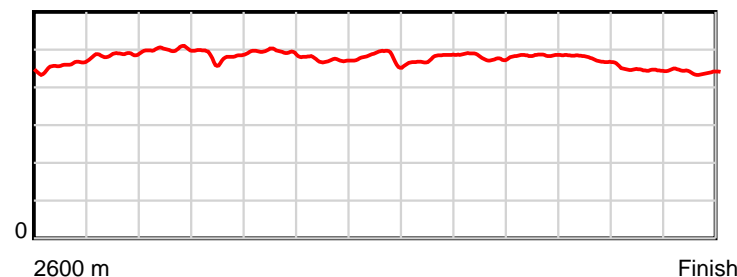
August 02, 2019, Race 1, , Distance 2600m, Addington - Survey 3200m

Result	TAB no.	Horse (Barrier)	2200m to	2000m to	1800m to	1600m to	1400m to	1200m to	1000m to	800m to	600m to	400m to	200m to	Total or	Margin
3rd	3	Kruizr (3)	2000m	1800m	1600m	1400m	1200m	1000m	800m	600m	400m	200m	WP	Average	
		Position in running (margin)	6(9.3)	7(7.7)	7(8.6)	7(7.2)	7(10.0)	6(6.8)	3(2.4)	2(1.8)	2(1.4)	3(2.6)	3(4.1)		0.90
		Sectional time (s)	17.29	16.22	16.73	14.95	14.71	15.11	16.12	16.29	15.66	13.76	12.85		
		Cumulative time (s)	169.69	152.40	136.18	119.45	104.50	89.79	74.68	58.56	42.27	26.61	12.85	3:18.75	
		Speed (m/s)	11.57	12.33	11.95	13.38	13.60	13.24	12.41	12.28	12.77	14.53	15.56	13.08	
		Stride length (m)	5.79	5.96	5.91	6.33	6.52	6.33	5.95	5.95	6.06	6.48	6.86	6.23	
		Stride duration (s)	0.501	0.483	0.494	0.473	0.480	0.478	0.480	0.485	0.475	0.446	0.441	0.476	
		Stride efficiency (%)	52.41	55.45	54.54	62.63	66.44	62.53	55.36	55.40	57.43	65.60	73.46	60.64	
		Stride count	34.54	33.58	33.85	31.59	30.67	31.62	33.60	33.59	32.99	30.87	29.17	417.37	

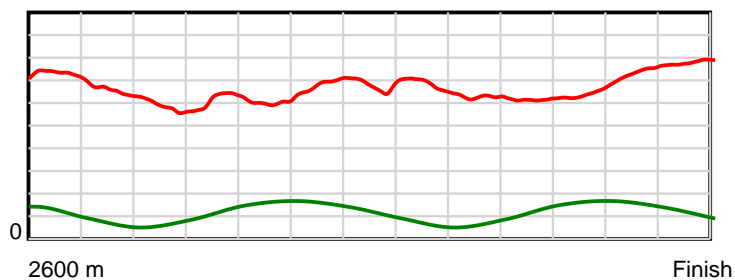
10 m Stride length



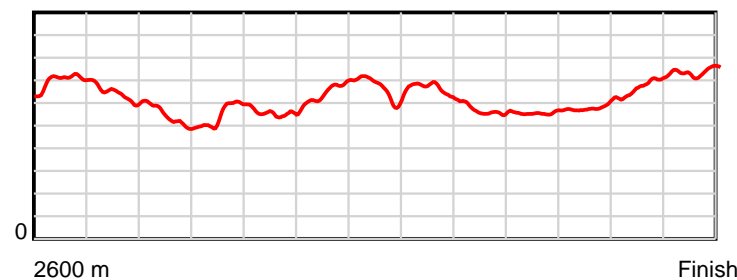
0.6 s Stride duration



20 m/sec Speed



100 % Stride efficiency



Note: Horizontal distance axis grid lines are 200m furlongs.

## Disclaimer.

HRNZ and NZMTC and Thoroughbred Ratings Pty Ltd accepts no responsibility for the completeness or accuracy of any of the information contained herein, and makes no representations about its suitability for any particular purpose. Users should make their own judgements about those matters and/or seek independent advice. You assume all risks associated with use of the data provided on this page.



# Race Results



August 02, 2019, Race 1, , Distance 2600m, Addington - Survey 3200m

Result	TAB no.	Horse (Barrier)	2600 to	2400m to
4th	6	Rah De Rah (6)	2400m	2200m
		Position in running (margin)	-	1(0.0)
		Sectional time (s)	12.68	14.95
		Cumulative time (s)	199.62	186.94
		Speed (m/s)	15.77	13.38
		Stride length (m)	7.07	6.59
		Stride duration (s)	0.447	0.492
		Stride efficiency (%)	78.09	67.77
		Stride count	28.29	30.37

#### Disclaimer.

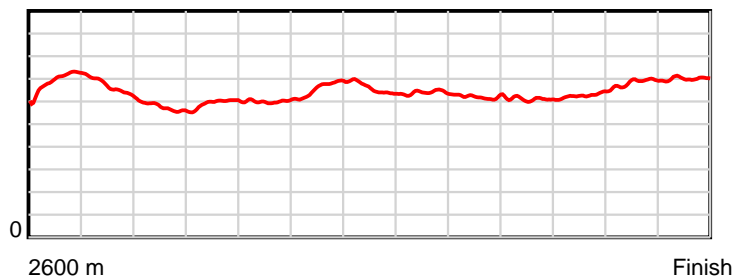
HRNZ and NZMTC and Thoroughbred Ratings Pty Ltd accepts no responsibility for the completeness or accuracy of any of the information contained herein, and makes no representations about its suitability for any particular purpose. Users should make their own judgements about those matters and/or seek independent advice. You assume all risks associated with use of the data provided on this page.

# Race Results

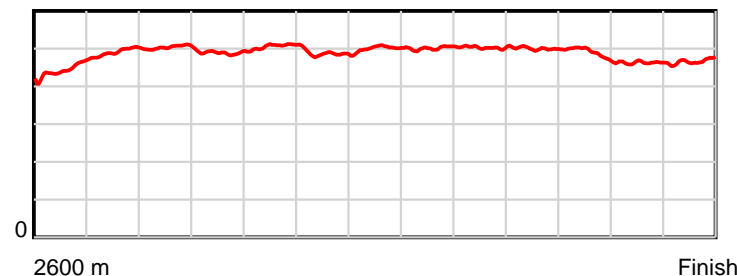
August 02, 2019, Race 1, , Distance 2600m, Addington - Survey 3200m

Result	TAB no.	Horse (Barrier)	2200m to	2000m to	1800m to	1600m to	1400m to	1200m to	1000m to	800m to	600m to	400m to	200m to	Total or	Margin
4th	6	Rah De Rah (6)	2000m	1800m	1600m	1400m	1200m	1000m	800m	600m	400m	200m	WP	Average	
		Position in running (margin)	1(0.0)	1(0.0)	2(2.2)	3(2.2)	3(4.3)	3(4.3)	4(4.1)	5(4.0)	5(4.3)	5(5.0)	4(5.8)		5.30
		Sectional time (s)	17.56	16.44	16.97	14.82	15.26	15.79	16.21	16.40	15.59	13.65	13.30		
		Cumulative time (s)	171.99	154.43	137.99	121.02	106.20	90.94	75.15	58.94	42.54	26.95	13.30	3:19.62	
		Speed (m/s)	11.39	12.17	11.79	13.50	13.11	12.67	12.34	12.20	12.83	14.65	15.04	13.02	
		Stride length (m)	5.74	5.95	5.97	6.56	6.58	6.35	6.21	6.10	6.27	6.79	7.02	6.37	
		Stride duration (s)	0.504	0.489	0.506	0.486	0.502	0.501	0.503	0.500	0.489	0.464	0.467	0.489	
		Stride efficiency (%)	51.45	55.27	55.63	67.30	67.61	62.98	60.19	58.06	61.40	72.09	76.93	63.47	
		Stride count	34.85	33.63	33.52	30.48	30.41	31.50	32.23	32.81	31.91	29.45	28.50	407.95	

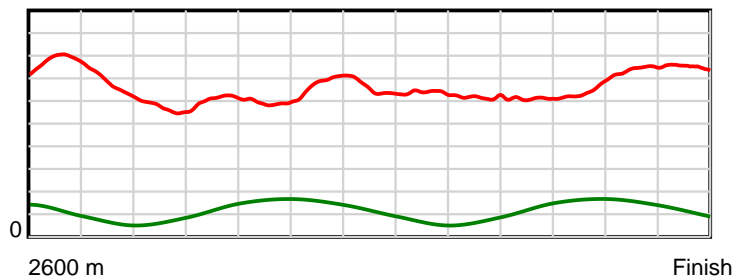
10 m Stride length



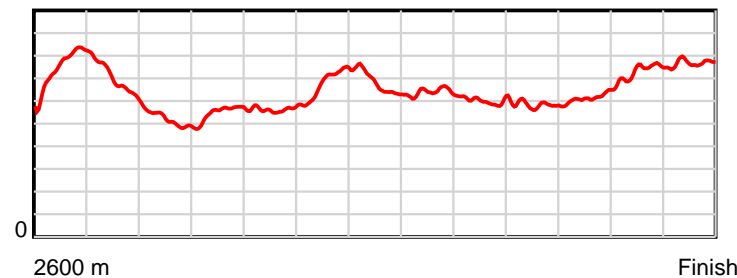
0.6 s Stride duration



20 m/sec Speed



100 % Stride efficiency



Note: Horizontal distance axis grid lines are 200m furlongs.

## Disclaimer.

HRNZ and NZMTC and Thoroughbred Ratings Pty Ltd accepts no responsibility for the completeness or accuracy of any of the information contained herein, and makes no representations about its suitability for any particular purpose. Users should make their own judgements about those matters and/or seek independent advice. You assume all risks associated with use of the data provided on this page.



# Race Results



August 02, 2019, Race 1, , Distance 2600m, Addington - Survey 3200m

Result	TAB no.	Horse (Barrier)	2600 to	2400m to
5th	5	<b>Pocket Call (5)</b>	<b>2400m</b>	<b>2200m</b>
		Position in running (margin)	-	2(2.2)
		Sectional time (s)	13.01	15.09
		Cumulative time (s)	200.33	187.32
		Speed (m/s)	15.37	13.25
		Stride length (m)	7.15	6.72
		Stride duration (s)	0.461	0.507
		Stride efficiency (%)	79.79	70.62
		Stride count	27.99	29.75

#### Disclaimer.

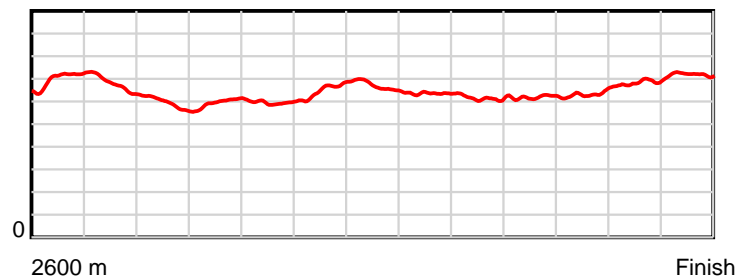
HRNZ and NZMTC and Thoroughbred Ratings Pty Ltd accepts no responsibility for the completeness or accuracy of any of the information contained herein, and makes no representations about its suitability for any particular purpose. Users should make their own judgements about those matters and/or seek independent advice. You assume all risks associated with use of the data provided on this page.

# Race Results

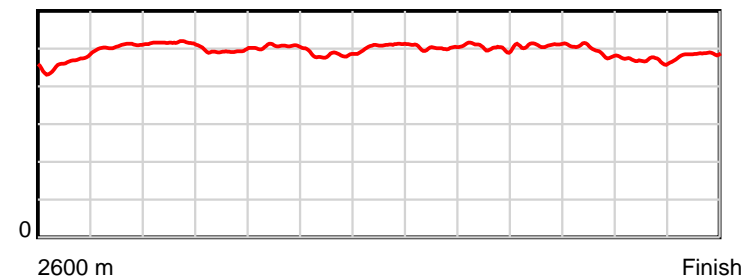
August 02, 2019, Race 1, , Distance 2600m, Addington - Survey 3200m

Result	TAB no.	Horse (Barrier)	2200m to	2000m to	1800m to	1600m to	1400m to	1200m to	1000m to	800m to	600m to	400m to	200m to	Total or	Margin
5th	5	Pocket Call (5)	2000m	1800m	1600m	1400m	1200m	1000m	800m	600m	400m	200m	WP	Average	
		Position in running (margin)	2(3.1)	2(1.9)	3(4.1)	4(4.3)	4(6.7)	4(6.0)	6(6.0)	6(6.1)	7(6.0)	7(7.6)	6(9.0)		8.80
		Sectional time (s)	17.35	16.44	17.00	14.88	15.14	15.82	16.25	16.34	15.73	13.76	13.52		
		Cumulative time (s)	172.23	154.88	138.44	121.44	106.56	91.42	75.60	59.35	43.01	27.28	13.52	3:20.33	
		Speed (m/s)	11.53	12.17	11.76	13.44	13.21	12.64	12.31	12.24	12.71	14.53	14.79	12.98	
		Stride length (m)	5.94	6.01	5.95	6.50	6.71	6.35	6.20	6.24	6.29	6.80	7.19	6.44	
		Stride duration (s)	0.515	0.494	0.505	0.484	0.508	0.502	0.504	0.509	0.495	0.468	0.486	0.496	
		Stride efficiency (%)	55.12	56.40	55.28	66.08	70.44	62.94	60.08	60.75	61.91	72.24	80.74	64.81	
		Stride count	33.68	33.29	33.62	30.75	29.79	31.51	32.25	32.08	31.77	29.41	27.82	403.71	

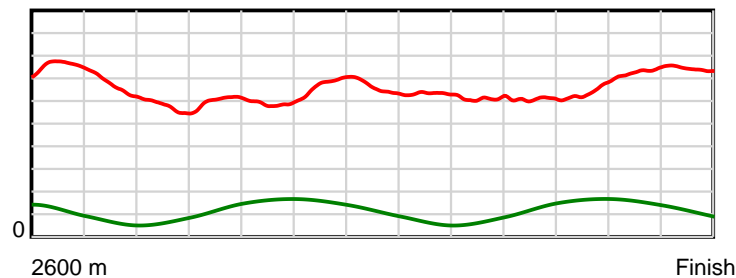
10 m Stride length



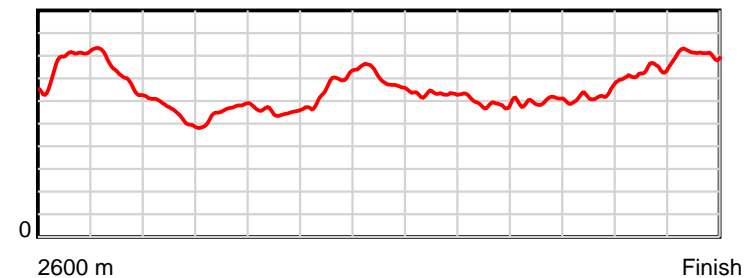
0.6 s Stride duration



20 m/sec Speed



100 % Stride efficiency



Note: Horizontal distance axis grid lines are 200m furlongs.

## Disclaimer.

HRNZ and NZMTC and Thoroughbred Ratings Pty Ltd accepts no responsibility for the completeness or accuracy of any of the information contained herein, and makes no representations about its suitability for any particular purpose. Users should make their own judgements about those matters and/or seek independent advice. You assume all risks associated with use of the data provided on this page.



# Race Results



August 02, 2019, Race 1, , Distance 2600m, Addington - Survey 3200m

Result	TAB no.	Horse (Barrier)	2600 to	2400m to
6th	8	Aveross Ferrar... (8)	2400m	2200m
		Position in running (margin)	-	7(8.0)
		Sectional time (s)	13.85	15.54
		Cumulative time (s)	200.39	186.54
		Speed (m/s)	14.44	12.87
		Stride length (m)	6.49	5.91
		Stride duration (s)	0.452	0.459
		Stride efficiency (%)	65.76	54.55
		Stride count	30.83	33.85

## Disclaimer.

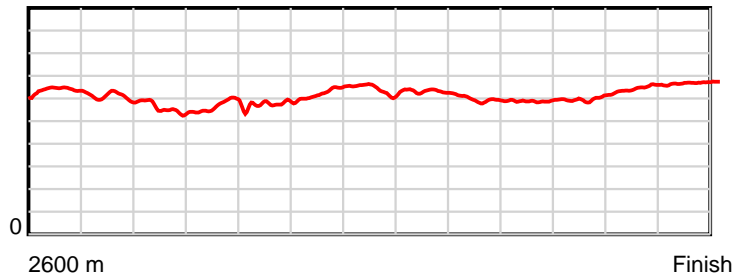
HRNZ and NZMTC and Thoroughbred Ratings Pty Ltd accepts no responsibility for the completeness or accuracy of any of the information contained herein, and makes no representations about its suitability for any particular purpose. Users should make their own judgements about those matters and/or seek independent advice. You assume all risks associated with use of the data provided on this page.

# Race Results

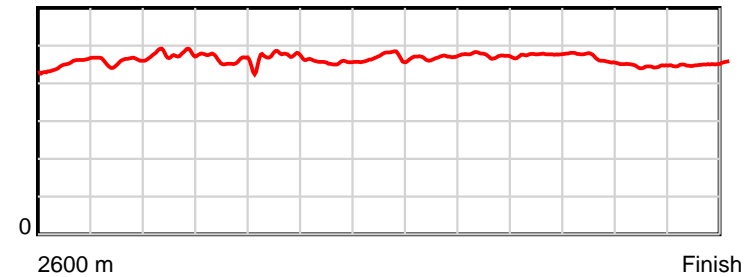
August 02, 2019, Race 1, , Distance 2600m, Addington - Survey 3200m

Result	TAB no.	Horse (Barrier)	2200m to	2000m to	1800m to	1600m to	1400m to	1200m to	1000m to	800m to	600m to	400m to	200m to	Total or	Margin
6th	8	Aveross Ferrar... (8)	2000m	1800m	1600m	1400m	1200m	1000m	800m	600m	400m	200m	WP	Average	
		Position in running (margin)	8(11.6)	9(10.1)	9(10.5)	9(10.1)	9(12.5)	8(9.1)	7(6.6)	7(6.2)	6(5.2)	6(7.0)	7(10.1)		9.10
		Sectional time (s)	17.31	16.14	16.90	14.89	14.68	15.40	16.16	16.19	15.76	14.05	13.52		
		Cumulative time (s)	171.00	153.69	137.55	120.65	105.76	91.08	75.68	59.52	43.33	27.57	13.52	3:20.39	
		Speed (m/s)	11.55	12.39	11.83	13.43	13.62	12.99	12.38	12.35	12.69	14.23	14.79	12.97	
		Stride length (m)	5.53	5.73	5.55	6.13	6.40	6.11	5.86	5.90	5.90	6.34	6.68	6.02	
		Stride duration (s)	0.479	0.463	0.469	0.456	0.470	0.470	0.473	0.478	0.465	0.445	0.452	0.464	
		Stride efficiency (%)	47.79	51.37	48.21	58.68	64.09	58.26	53.64	54.40	54.34	62.79	69.79	56.66	
		Stride count	36.16	34.88	36.01	32.64	31.23	32.76	34.13	33.90	33.92	31.55	29.93	431.79	

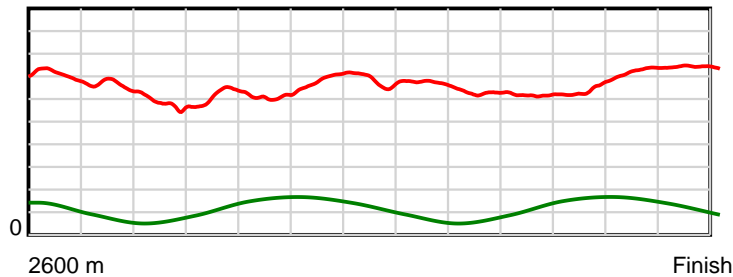
10 m Stride length



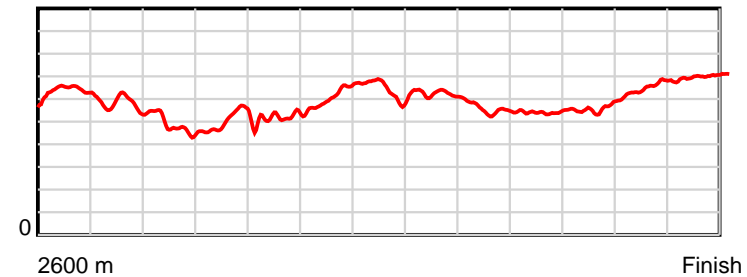
0.6 s Stride duration



20 m/sec Speed



100 % Stride efficiency



Note: Horizontal distance axis grid lines are 200m furlongs.

## Disclaimer.

HRNZ and NZMTC and Thoroughbred Ratings Pty Ltd accepts no responsibility for the completeness or accuracy of any of the information contained herein, and makes no representations about its suitability for any particular purpose. Users should make their own judgements about those matters and/or seek independent advice. You assume all risks associated with use of the data provided on this page.



# Race Results



August 02, 2019, Race 1, , Distance 2600m, Addington - Survey 3200m

Result	TAB no.	Horse (Barrier)	2600 to	2400m to
7th	2	Zulu Courage (2)	2400m	2200m
		Position in running (margin)	-	4(4.0)
		Sectional time (s)	13.19	15.18
		Cumulative time (s)	200.39	187.20
		Speed (m/s)	15.16	13.18
		Stride length (m)	5.81	5.50
		Stride duration (s)	0.385	0.418
		Stride efficiency (%)	52.71	47.35
		Stride count	34.44	36.33

## Disclaimer.

HRNZ and NZMTC and Thoroughbred Ratings Pty Ltd accepts no responsibility for the completeness or accuracy of any of the information contained herein, and makes no representations about its suitability for any particular purpose. Users should make their own judgements about those matters and/or seek independent advice. You assume all risks associated with use of the data provided on this page.

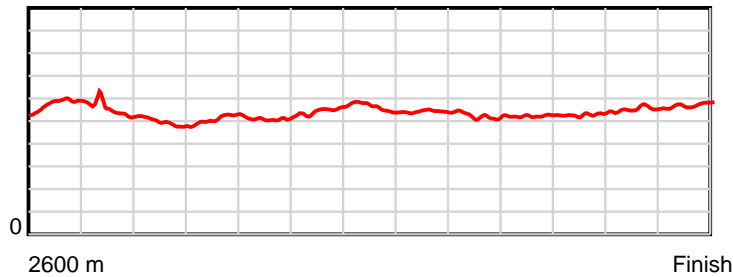


# Race Results

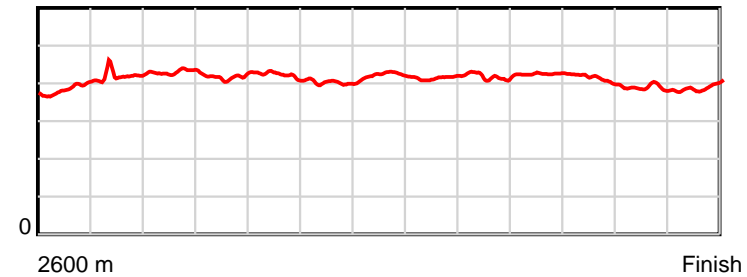
August 02, 2019, Race 1, , Distance 2600m, Addington - Survey 3200m

Result	TAB no.	Horse (Barrier)	2200m to	2000m to	1800m to	1600m to	1400m to	1200m to	1000m to	800m to	600m to	400m to	200m to	Total or	Margin
7th	2	Zulu Courage (2)	2000m	1800m	1600m	1400m	1200m	1000m	800m	600m	400m	200m	WP	Average	
		Position in running (margin)	3(5.3)	4(4.0)	5(6.2)	5(4.8)	5(7.7)	5(6.5)	5(4.7)	4(3.9)	4(3.0)	4(4.9)	5(8.9)		9.10
		Sectional time (s)	17.33	16.44	16.73	14.97	15.05	15.53	16.09	16.21	15.77	14.20	13.70		
		Cumulative time (s)	172.02	154.69	138.25	121.52	106.55	91.50	75.97	59.88	43.67	27.90	13.70	3:20.39	
		Speed (m/s)	11.54	12.17	11.95	13.36	13.29	12.88	12.43	12.34	12.68	14.08	14.60	12.97	
		Stride length (m)	4.97	5.08	5.06	5.38	5.61	5.34	5.20	5.24	5.24	5.46	5.69	5.34	
		Stride duration (s)	0.431	0.418	0.423	0.403	0.422	0.414	0.418	0.425	0.413	0.388	0.390	0.412	
		Stride efficiency (%)	38.59	40.32	39.95	45.19	49.25	44.53	42.26	42.96	42.85	46.67	50.64	44.58	
		Stride count	40.25	39.37	39.56	37.19	35.62	37.47	38.46	38.15	38.19	36.60	35.13	486.76	

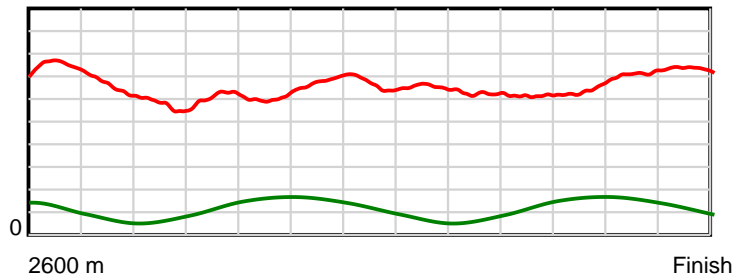
10 m Stride length



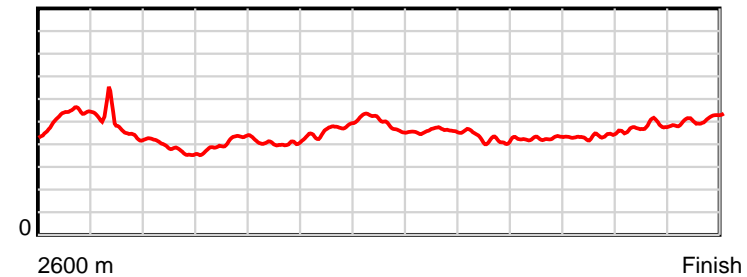
0.6 s Stride duration



20 m/sec Speed



100 % Stride efficiency



Note: Horizontal distance axis grid lines are 200m furlongs.

## Disclaimer.

HRNZ and NZMTC and Thoroughbred Ratings Pty Ltd accepts no responsibility for the completeness or accuracy of any of the information contained herein, and makes no representations about its suitability for any particular purpose. Users should make their own judgements about those matters and/or seek independent advice. You assume all risks associated with use of the data provided on this page.



# Race Results



August 02, 2019, Race 1, , Distance 2600m, Addington - Survey 3200m

Result	TAB no.	Horse (Barrier)	2600 to	2400m to
8th	10	<b>Unico Enchantr... (10)</b>	<b>2400m</b>	<b>2200m</b>
		Position in running (margin)	-	11(31.2)
		Sectional time (s)	17.62	14.50
		Cumulative time (s)	200.69	183.07
		Speed (m/s)	11.35	13.79
		Stride length (m)	6.69	6.56
		Stride duration (s)	0.467	0.476
		Stride efficiency (%)	70.02	67.23
		Stride count	29.88	30.49

#### Disclaimer.

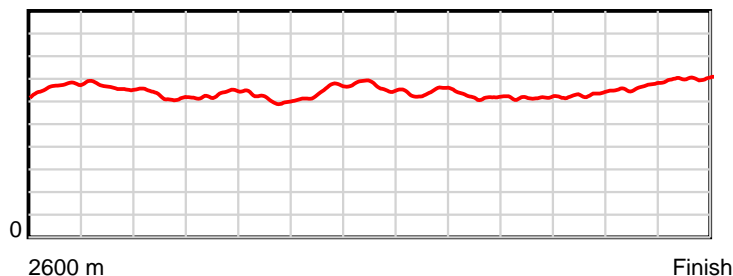
HRNZ and NZMTC and Thoroughbred Ratings Pty Ltd accepts no responsibility for the completeness or accuracy of any of the information contained herein, and makes no representations about its suitability for any particular purpose. Users should make their own judgements about those matters and/or seek independent advice. You assume all risks associated with use of the data provided on this page.

# Race Results

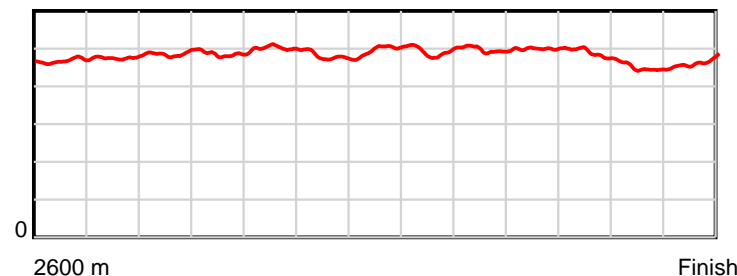
August 02, 2019, Race 1, , Distance 2600m, Addington - Survey 3200m

Result	TAB no.	Horse (Barrier)	2200m to	2000m to	1800m to	1600m to	1400m to	1200m to	1000m to	800m to	600m to	400m to	200m to	Total or	Margin
8th	10	<b>Unico Enchantr... (10)</b>	<b>2000m</b>	<b>1800m</b>	<b>1600m</b>	<b>1400m</b>	<b>1200m</b>	<b>1000m</b>	<b>800m</b>	<b>600m</b>	<b>400m</b>	<b>200m</b>	<b>WP</b>	<b>Average</b>	
		Position in running (margin)	11(28.5)	11(16.6)	10(12.6)	10(10.3)	11(13.9)	11(11.5)	10(10.3)	10(9.6)	10(9.0)	10(11.1)	9(12.8)		10.60
		Sectional time (s)	15.57	15.41	16.58	15.08	14.86	15.62	16.12	16.25	15.80	13.81	13.47		
		Cumulative time (s)	168.57	153.00	137.59	121.01	105.93	91.07	75.45	59.33	43.08	27.28	13.47	3:20.69	
		Speed (m/s)	12.85	12.98	12.06	13.26	13.46	12.80	12.41	12.31	12.66	14.48	14.85	12.96	
		Stride length (m)	6.24	6.31	6.05	6.37	6.68	6.31	6.16	6.15	6.17	6.50	6.92	6.38	
		Stride duration (s)	0.486	0.486	0.501	0.481	0.497	0.493	0.497	0.500	0.487	0.449	0.466	0.493	
		Stride efficiency (%)	60.90	62.15	57.17	63.46	69.83	62.23	59.34	59.17	59.45	65.99	74.86	63.70	
		Stride count	32.04	31.71	33.07	31.38	29.92	31.69	32.46	32.50	32.42	30.78	28.90	407.24	

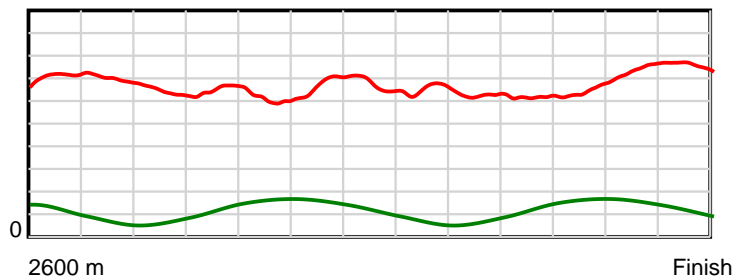
10 m Stride length



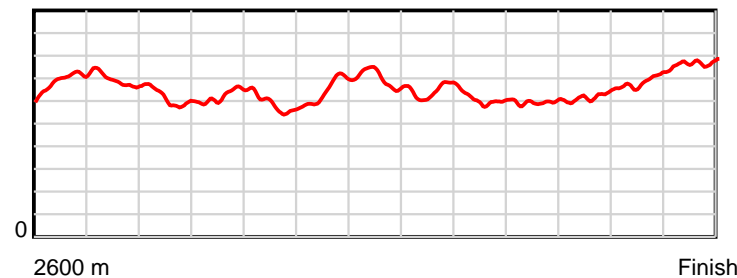
0.6 s Stride duration



20 m/sec Speed



100 % Stride efficiency



Note: Horizontal distance axis grid lines are 200m furlongs.

## Disclaimer.

HRNZ and NZMTC and Thoroughbred Ratings Pty Ltd accepts no responsibility for the completeness or accuracy of any of the information contained herein, and makes no representations about its suitability for any particular purpose. Users should make their own judgements about those matters and/or seek independent advice. You assume all risks associated with use of the data provided on this page.



# Race Results



August 02, 2019, Race 1, , Distance 2600m, Addington - Survey 3200m

Result	TAB no.	Horse (Barrier)	2600 to	2400m to
9th	1	I'm Sick Of Ex... (1)	2400m	2200m
		Position in running (margin)	-	5(5.7)
		Sectional time (s)	13.50	15.23
		Cumulative time (s)	201.10	187.60
		Speed (m/s)	14.81	13.13
		Stride length (m)	5.80	5.65
		Stride duration (s)	0.391	0.430
		Stride efficiency (%)	52.48	49.89
		Stride count	34.51	35.39

## Disclaimer.

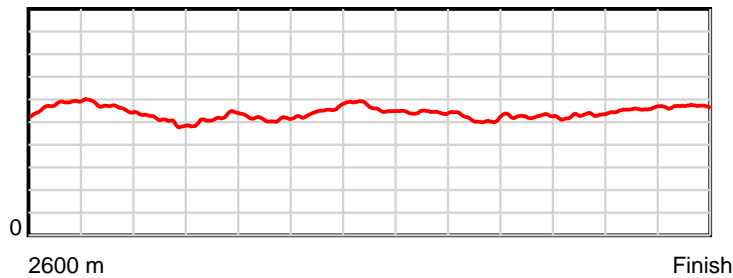
HRNZ and NZMTC and Thoroughbred Ratings Pty Ltd accepts no responsibility for the completeness or accuracy of any of the information contained herein, and makes no representations about its suitability for any particular purpose. Users should make their own judgements about those matters and/or seek independent advice. You assume all risks associated with use of the data provided on this page.

# Race Results

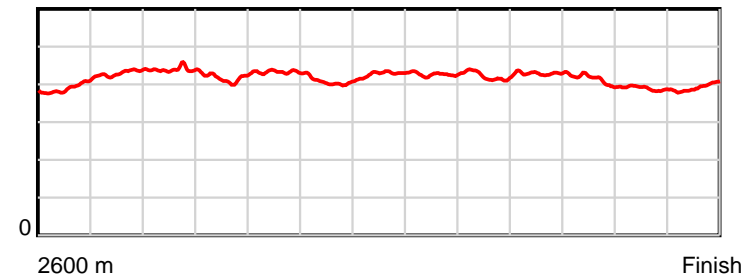
August 02, 2019, Race 1, , Distance 2600m, Addington - Survey 3200m

Result	TAB no.	Horse (Barrier)	2200m to	2000m to	1800m to	1600m to	1400m to	1200m to	1000m to	800m to	600m to	400m to	200m to	Total or	Margin
9th	1	I'm Sick Of Ex... (1)	2000m	1800m	1600m	1400m	1200m	1000m	800m	600m	400m	200m	WP	Average	
		Position in running (margin)	5(7.4)	6(6.2)	6(6.8)	6(5.7)	6(8.5)	7(7.8)	8(7.7)	9(8.2)	9(8.0)	9(9.3)	8(12.1)		12.70
		Sectional time (s)	17.35	16.17	16.78	14.95	15.15	15.80	16.31	16.33	15.67	14.00	13.86		
		Cumulative time (s)	172.37	155.02	138.85	122.07	107.12	91.97	76.17	59.86	43.53	27.86	13.86	3:21.10	
		Speed (m/s)	11.53	12.37	11.92	13.38	13.20	12.66	12.26	12.25	12.76	14.29	14.43	12.93	
		Stride length (m)	5.06	5.17	5.16	5.45	5.65	5.40	5.17	5.26	5.27	5.57	5.67	5.40	
		Stride duration (s)	0.439	0.418	0.433	0.408	0.428	0.427	0.422	0.430	0.413	0.390	0.393	0.417	
		Stride efficiency (%)	40.09	41.69	41.62	46.50	49.85	45.57	41.80	43.29	43.44	48.43	50.18	45.51	
		Stride count	39.49	38.72	38.75	36.66	35.41	37.03	38.67	38.00	37.93	35.92	35.29	481.77	

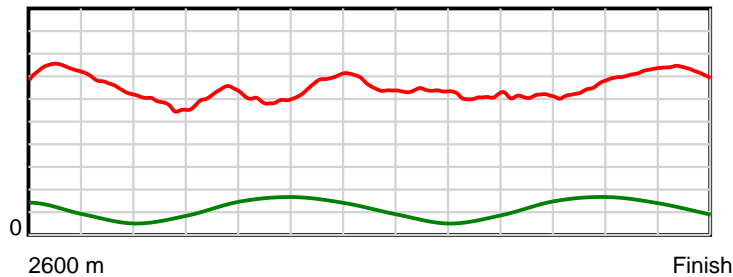
10 m Stride length



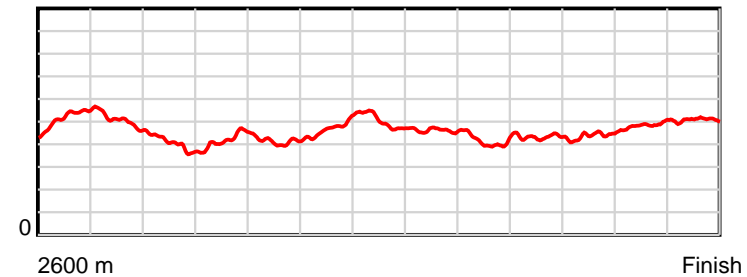
0.6 s Stride duration



20 m/sec Speed



100 % Stride efficiency



Note: Horizontal distance axis grid lines are 200m furlongs.

## Disclaimer.

HRNZ and NZMTC and Thoroughbred Ratings Pty Ltd accepts no responsibility for the completeness or accuracy of any of the information contained herein, and makes no representations about its suitability for any particular purpose. Users should make their own judgements about those matters and/or seek independent advice. You assume all risks associated with use of the data provided on this page.



# Race Results



August 02, 2019, Race 1, , Distance 2600m, Addington - Survey 3200m

Result	TAB no.	Horse (Barrier)	2600 to	2400m to
10th	9	Jetenara (9)	2400m	2200m
		Position in running (margin)	-	9(10.2)
		Sectional time (s)	14.31	15.57
		Cumulative time (s)	201.75	187.44
		Speed (m/s)	13.98	12.85
		Stride length (m)	6.18	5.85
		Stride duration (s)	0.443	0.455
		Stride efficiency (%)	59.61	53.48
		Stride count	32.38	34.19

## Disclaimer.

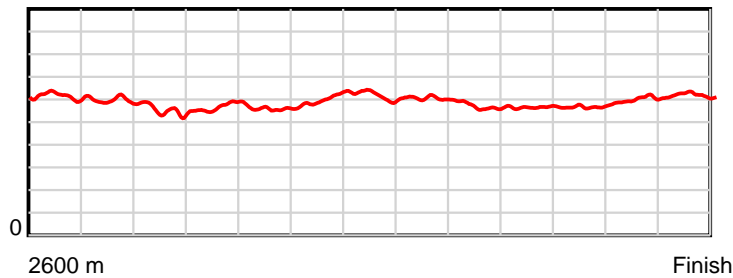
HRNZ and NZMTC and Thoroughbred Ratings Pty Ltd accepts no responsibility for the completeness or accuracy of any of the information contained herein, and makes no representations about its suitability for any particular purpose. Users should make their own judgements about those matters and/or seek independent advice. You assume all risks associated with use of the data provided on this page.

# Race Results

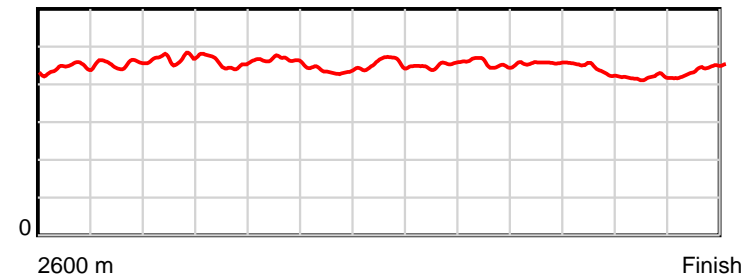
August 02, 2019, Race 1, , Distance 2600m, Addington - Survey 3200m

Result	TAB no.	Horse (Barrier)	2200m to	2000m to	1800m to	1600m to	1400m to	1200m to	1000m to	800m to	600m to	400m to	200m to	Total or	Margin
10th	9	Jetenara (9)	2000m	1800m	1600m	1400m	1200m	1000m	800m	600m	400m	200m	WP	Average	
		Position in running (margin)	10(14.0)	10(11.9)	11(12.7)	11(11.3)	10(13.8)	10(11.3)	9(8.7)	8(8.0)	8(7.0)	8(8.8)	10(12.9)		15.90
		Sectional time (s)	17.22	16.20	16.73	14.90	14.84	15.39	16.11	16.19	15.76	14.20	14.33		
		Cumulative time (s)	171.87	154.65	138.45	121.72	106.82	91.98	76.59	60.48	44.29	28.53	14.33	3:21.75	
		Speed (m/s)	11.61	12.35	11.95	13.42	13.48	13.00	12.41	12.35	12.69	14.08	13.96	12.89	
		Stride length (m)	5.45	5.65	5.56	5.86	6.14	5.87	5.64	5.64	5.57	5.89	6.15	5.79	
		Stride duration (s)	0.470	0.458	0.465	0.437	0.456	0.452	0.455	0.457	0.439	0.418	0.441	0.450	
		Stride efficiency (%)	46.48	49.89	48.24	53.69	58.94	53.84	49.77	49.72	48.44	54.12	59.14	52.47	
		Stride count	36.67	35.40	36.00	34.12	32.56	34.07	35.44	35.46	35.92	33.98	32.51	448.70	

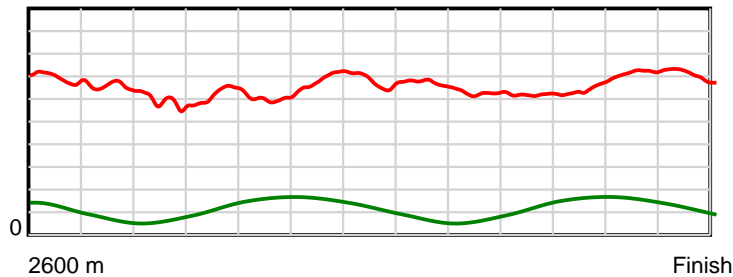
10 m Stride length



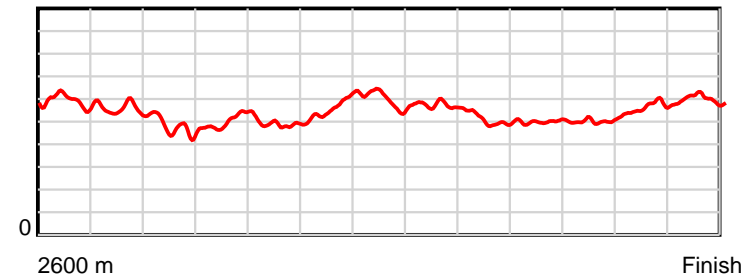
0.6 s Stride duration



20 m/sec Speed



100 % Stride efficiency



Note: Horizontal distance axis grid lines are 200m furlongs.

## Disclaimer.

HRNZ and NZMTC and Thoroughbred Ratings Pty Ltd accepts no responsibility for the completeness or accuracy of any of the information contained herein, and makes no representations about its suitability for any particular purpose. Users should make their own judgements about those matters and/or seek independent advice. You assume all risks associated with use of the data provided on this page.



# Race Results



August 02, 2019, Race 1, , Distance 2600m, Addington - Survey 3200m

Result	TAB no.	Horse (Barrier)	2600 to	2400m to
11th	4	<b>My Nikayla (4)</b>	<b>2400m</b>	<b>2200m</b>
		Position in running (margin)	-	8(8.1)
		Sectional time (s)	14.06	15.55
		Cumulative time (s)	203.27	189.21
		Speed (m/s)	14.22	12.86
		Stride length (m)	6.13	5.79
		Stride duration (s)	0.428	0.450
		Stride efficiency (%)	58.71	52.33
		Stride count	32.63	34.56

#### Disclaimer.

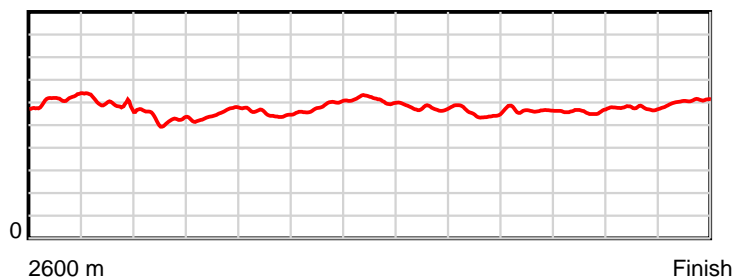
HRNZ and NZMTC and Thoroughbred Ratings Pty Ltd accepts no responsibility for the completeness or accuracy of any of the information contained herein, and makes no representations about its suitability for any particular purpose. Users should make their own judgements about those matters and/or seek independent advice. You assume all risks associated with use of the data provided on this page.

# Race Results

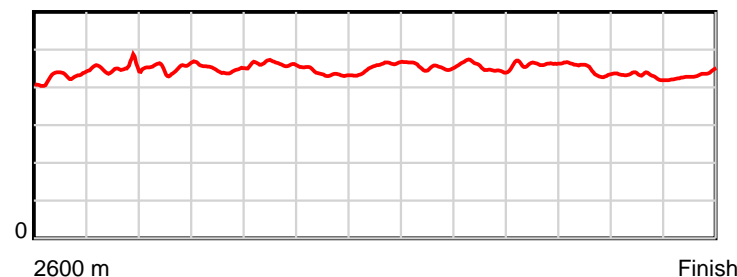
August 02, 2019, Race 1, , Distance 2600m, Addington - Survey 3200m

Result	TAB no.	Horse (Barrier)	2200m to	2000m to	1800m to	1600m to	1400m to	1200m to	1000m to	800m to	600m to	400m to	200m to	Total or	Margin
11th	4	<b>My Nikayla (4)</b>	<b>2000m</b>	<b>1800m</b>	<b>1600m</b>	<b>1400m</b>	<b>1200m</b>	<b>1000m</b>	<b>800m</b>	<b>600m</b>	<b>400m</b>	<b>200m</b>	<b>WP</b>	<b>Average</b>	
		Position in running (margin)	9(11.7)	8(8.6)	8(9.4)	8(7.9)	8(11.6)	9(9.7)	11(10.3)	11(10.6)	11(10.1)	11(13.0)	11(21.8)		23.50
		Sectional time (s)	17.04	16.20	16.72	15.10	14.94	15.93	16.28	16.28	15.94	14.99	14.24		
		Cumulative time (s)	173.66	156.62	140.42	123.70	108.60	93.66	77.73	61.45	45.17	29.23	14.24	3:23.27	
		Speed (m/s)	11.74	12.35	11.96	13.25	13.39	12.55	12.29	12.29	12.55	13.34	14.04	12.79	
		Stride length (m)	5.31	5.53	5.54	5.80	6.10	5.70	5.57	5.68	5.61	5.74	6.09	5.73	
		Stride duration (s)	0.452	0.448	0.463	0.438	0.456	0.454	0.453	0.463	0.447	0.430	0.434	0.448	
		Stride efficiency (%)	44.08	47.85	47.92	52.62	58.13	50.79	48.47	50.46	49.13	51.51	57.96	51.28	
		Stride count	37.66	36.14	36.12	34.46	32.79	35.08	35.91	35.19	35.67	34.84	32.84	453.89	

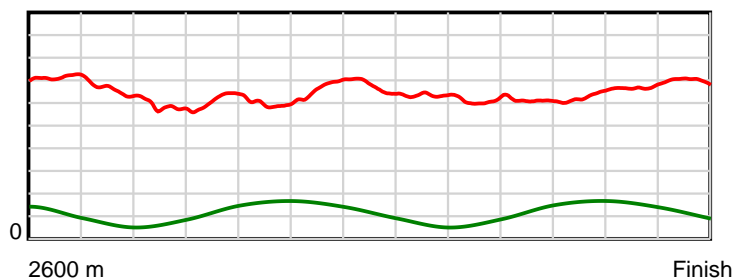
10 m Stride length



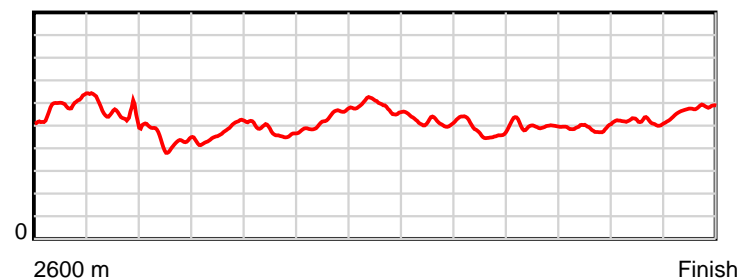
0.6 s Stride duration



20 m/sec Speed



100 % Stride efficiency



Note: Horizontal distance axis grid lines are 200m furlongs.

## Disclaimer.

HRNZ and NZMTC and Thoroughbred Ratings Pty Ltd accepts no responsibility for the completeness or accuracy of any of the information contained herein, and makes no representations about its suitability for any particular purpose. Users should make their own judgements about those matters and/or seek independent advice. You assume all risks associated with use of the data provided on this page.