



## Race Results

NZ Metropolitan Trotting Club Inc, HRNZ, August 22, 2019

Compilation date: August 22, 2019, 8:05:13 PM (NZST)

Copyright © 2019 HRNZ and NZMTC. All rights reserved.

### Trademarks.

StrideMASTER is a registered trademark of Thoroughbred Ratings Pty Ltd.

### Disclaimer.

HRNZ and NZMTC and Thoroughbred Ratings Pty Ltd accepts no responsibility for the completeness or accuracy of any of the information contained herein, and makes no representations about its suitability for any particular purpose. Users should make their own judgements about those matters and/or seek independent advice. You assume all risks associated with use of the data provided on this page.



# Race Results



August 22, 2019, Race 6, WHAT THE HILL - FRESH SON OF MUSCLE HILL HANDICAP TROT, Distance 2600m, Addington - Survey 3200m

Result	TAB no.	Horse (Barrier)	2600 to	2400m to
1st	7	<b>Madeleine Stow... (5)</b>	<b>2400m</b>	<b>2200m</b>
		Position in running (margin)	-	6(10.3)
		Sectional time (s)	18.38	15.34
		Cumulative time (s)	202.52	184.14
		Speed (m/s)	10.88	13.04
		Stride length (m)	5.39	5.72
		Stride duration (s)	0.442	0.439
		Stride efficiency (%)	45.42	51.20
		Stride count	37.10	34.94

#### Disclaimer.

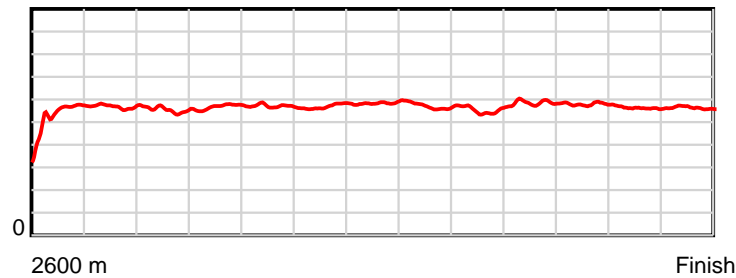
HRNZ and NZMTC and Thoroughbred Ratings Pty Ltd accepts no responsibility for the completeness or accuracy of any of the information contained herein, and makes no representations about its suitability for any particular purpose. Users should make their own judgements about those matters and/or seek independent advice. You assume all risks associated with use of the data provided on this page.

# Race Results

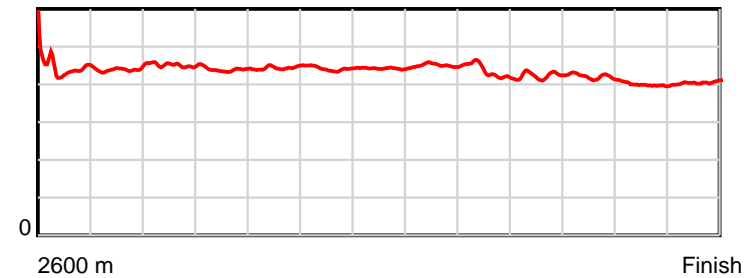
August 22, 2019, Race 6, WHAT THE HILL - FRESH SON OF MUSCLE HILL HANDICAP TROT, Distance 2600m, Addington - Survey 3200m

Result	TAB no.	Horse (Barrier)	2200m to	2000m to	1800m to	1600m to	1400m to	1200m to	1000m to	800m to	600m to	400m to	200m to	Total or	Margin
1st	7	Madeleine Stow... (5)	2000m	1800m	1600m	1400m	1200m	1000m	800m	600m	400m	200m	WP	Average	
		Position in running (margin)	6(9.7)	6(8.1)	6(13.2)	6(13.4)	6(11.9)	6(11.8)	6(10.3)	6(10.1)	5(3.6)	4(4.4)	2(1.4)		0.00
		Sectional time (s)	16.37	15.51	15.88	15.55	15.25	15.89	15.92	14.41	14.94	14.54	14.54		
		Cumulative time (s)	168.80	152.43	136.92	121.04	105.49	90.24	74.35	58.43	44.02	29.08	14.54	3:22.52	
		Speed (m/s)	12.22	12.89	12.59	12.86	13.11	12.59	12.56	13.88	13.39	13.76	13.76	12.84	
		Stride length (m)	5.51	5.67	5.59	5.68	5.80	5.67	5.46	5.88	5.62	5.48	5.58	5.62	
		Stride duration (s)	0.451	0.440	0.444	0.442	0.442	0.450	0.435	0.423	0.420	0.399	0.406	0.438	
		Stride efficiency (%)	47.49	50.26	48.80	50.47	52.52	50.22	46.66	53.97	49.40	46.96	48.73	49.31	
		Stride count	36.28	35.27	35.79	35.19	34.50	35.28	36.60	34.03	35.57	36.48	35.82	462.85	

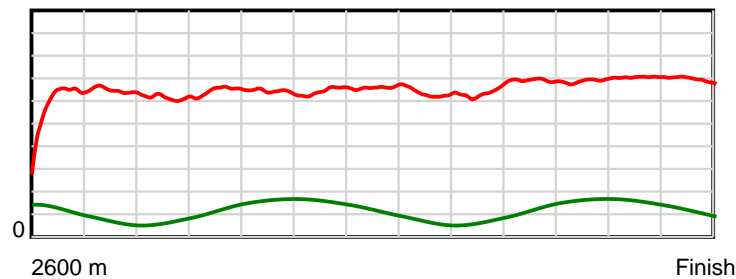
10 m Stride length



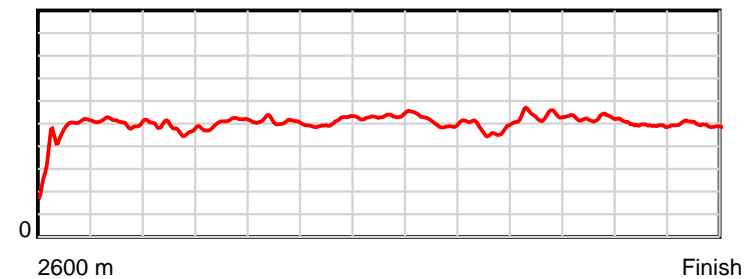
0.6 s Stride duration



20 m/sec Speed



100 % Stride efficiency



Note: Horizontal distance axis grid lines are 200m furlongs.

## Disclaimer.

HRNZ and NZMTC and Thoroughbred Ratings Pty Ltd accepts no responsibility for the completeness or accuracy of any of the information contained herein, and makes no representations about its suitability for any particular purpose. Users should make their own judgements about those matters and/or seek independent advice. You assume all risks associated with use of the data provided on this page.



# Race Results



August 22, 2019, Race 6, WHAT THE HILL - FRESH SON OF MUSCLE HILL HANDICAP TROT, Distance 2600m, Addington - Survey 3200m

Result	TAB no.	Horse (Barrier)	2600 to	2400m to
2nd	5	Trick Star (1)	2400m	2200m
		Position in running (margin)	-	4(6.1)
		Sectional time (s)	17.67	15.22
		Cumulative time (s)	202.62	184.95
		Speed (m/s)	11.32	13.14
		Stride length (m)	5.48	5.95
		Stride duration (s)	0.439	0.453
		Stride efficiency (%)	46.84	55.34
		Stride count	36.53	33.61

#### Disclaimer.

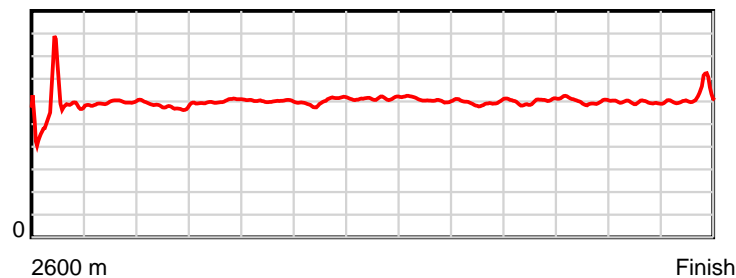
HRNZ and NZMTC and Thoroughbred Ratings Pty Ltd accepts no responsibility for the completeness or accuracy of any of the information contained herein, and makes no representations about its suitability for any particular purpose. Users should make their own judgements about those matters and/or seek independent advice. You assume all risks associated with use of the data provided on this page.

# Race Results

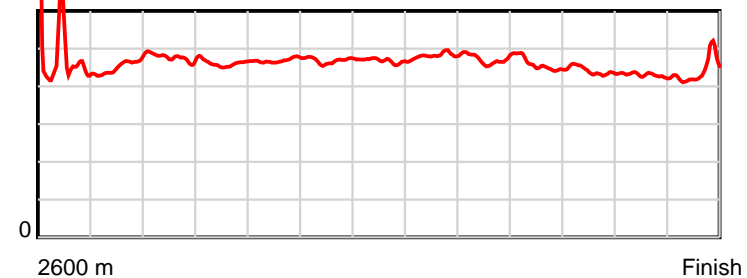
August 22, 2019, Race 6, WHAT THE HILL - FRESH SON OF MUSCLE HILL HANDICAP TROT, Distance 2600m, Addington - Survey 3200m

Result	TAB no.	Horse (Barrier)	2200m to	2000m to	1800m to	1600m to	1400m to	1200m to	1000m to	800m to	600m to	400m to	200m to	Total or	Margin
2nd	5	Trick Star (1)	2000m	1800m	1600m	1400m	1200m	1000m	800m	600m	400m	200m	WP	Average	
		Position in running (margin)	3(4.8)	4(4.1)	4(8.6)	4(8.8)	4(7.7)	4(7.4)	4(6.5)	4(6.9)	6(5.3)	5(5.8)	5(3.3)		0.60
		Sectional time (s)	16.53	15.41	15.88	15.61	15.23	15.98	16.03	15.20	14.90	14.61	14.35		
		Cumulative time (s)	169.73	153.20	137.79	121.91	106.30	91.07	75.09	59.06	43.86	28.96	14.35	3:22.62	
		Speed (m/s)	12.10	12.98	12.59	12.81	13.13	12.52	12.48	13.16	13.42	13.69	13.94	12.83	
		Stride length (m)	5.77	5.98	5.90	6.00	6.15	6.03	5.89	6.00	5.91	5.88	6.13	5.92	
		Stride duration (s)	0.477	0.461	0.469	0.468	0.468	0.482	0.473	0.456	0.441	0.430	0.439	0.462	
		Stride efficiency (%)	51.96	55.93	54.41	56.31	59.01	56.82	54.28	56.27	54.67	54.07	58.63	54.83	
		Stride count	34.68	33.43	33.90	33.32	32.55	33.17	33.94	33.33	33.81	34.00	32.65	438.92	

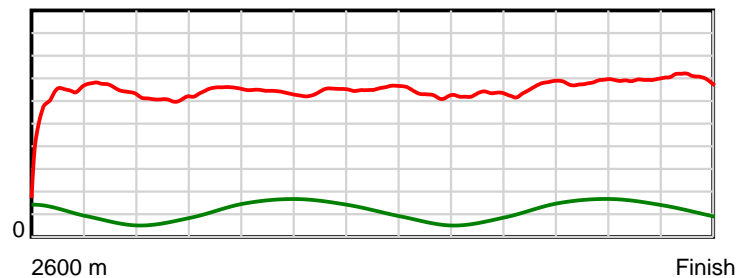
10 m Stride length



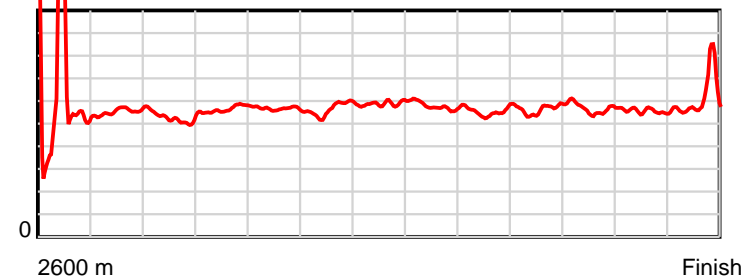
0.6 s Stride duration



20 m/sec Speed



100 % Stride efficiency



Note: Horizontal distance axis grid lines are 200m furlongs.

**Disclaimer.**

HRNZ and NZMTC and Thoroughbred Ratings Pty Ltd accepts no responsibility for the completeness or accuracy of any of the information contained herein, and makes no representations about its suitability for any particular purpose. Users should make their own judgements about those matters and/or seek independent advice. You assume all risks associated with use of the data provided on this page.



# Race Results



August 22, 2019, Race 6, WHAT THE HILL - FRESH SON OF MUSCLE HILL HANDICAP TROT, Distance 2600m, Addington - Survey 3200m

Result	TAB no.	Horse (Barrier)	2600 to	2400m to
3rd	1	<b>Bright Glow (2)</b>	<b>2400m</b>	<b>2200m</b>
		Position in running (margin)	-	3(3.4)
		Sectional time (s)	17.22	15.29
		Cumulative time (s)	203.06	185.84
		Speed (m/s)	11.62	13.08
		Stride length (m)	5.16	6.07
		Stride duration (s)	0.444	0.464
		Stride efficiency (%)	41.53	57.58
		Stride count	38.80	32.95

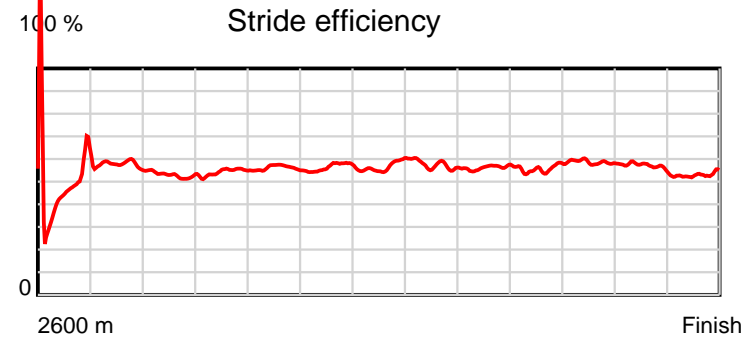
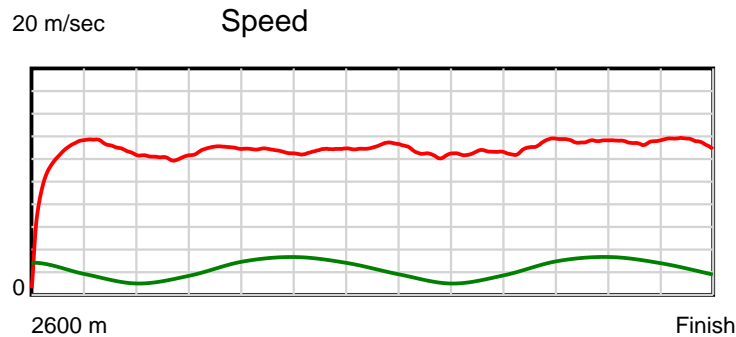
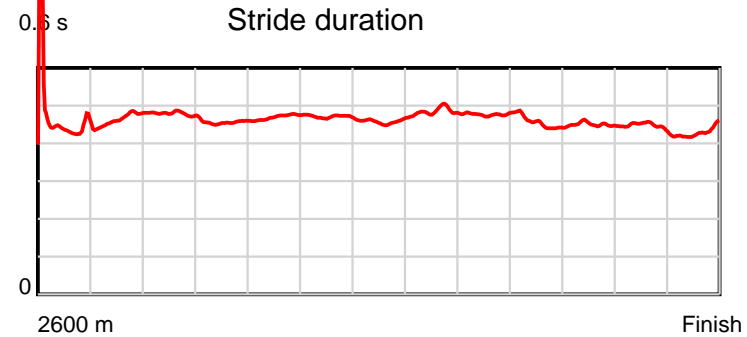
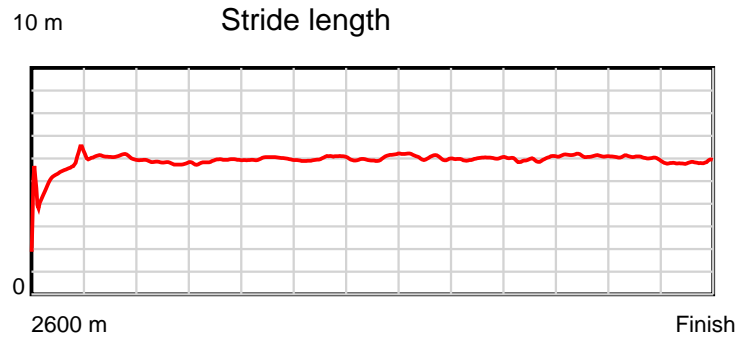
#### Disclaimer.

HRNZ and NZMTC and Thoroughbred Ratings Pty Ltd accepts no responsibility for the completeness or accuracy of any of the information contained herein, and makes no representations about its suitability for any particular purpose. Users should make their own judgements about those matters and/or seek independent advice. You assume all risks associated with use of the data provided on this page.

# Race Results

August 22, 2019, Race 6, WHAT THE HILL - FRESH SON OF MUSCLE HILL HANDICAP TROT, Distance 2600m, Addington - Survey 3200m

Result	TAB no.	Horse (Barrier)	2200m to	2000m to	1800m to	1600m to	1400m to	1200m to	1000m to	800m to	600m to	400m to	200m to	Total or	Margin
3rd	1	<b>Bright Glow (2)</b>	<b>2000m</b>	<b>1800m</b>	<b>1600m</b>	<b>1400m</b>	<b>1200m</b>	<b>1000m</b>	<b>800m</b>	<b>600m</b>	<b>400m</b>	<b>200m</b>	<b>WP</b>	<b>Average</b>	
		Position in running (margin)	2(2.5)	3(2.0)	3(6.6)	3(6.1)	3(5.5)	3(5.5)	3(4.6)	3(4.5)	4(3.2)	3(3.2)	4(2.1)		3.00
		Sectional time (s)	16.55	15.43	15.78	15.69	15.26	16.00	15.94	15.26	14.80	14.86	14.98		
		Cumulative time (s)	170.55	154.00	138.57	122.79	107.10	91.84	75.84	59.90	44.64	29.84	14.98	3:23.06	
		Speed (m/s)	12.08	12.96	12.67	12.75	13.11	12.50	12.55	13.11	13.51	13.46	13.35	12.80	
		Stride length (m)	5.79	5.91	5.95	6.00	6.01	6.05	5.98	5.96	6.09	6.00	5.76	5.89	
		Stride duration (s)	0.479	0.456	0.470	0.471	0.459	0.484	0.477	0.455	0.450	0.446	0.431	0.460	
		Stride efficiency (%)	52.44	54.52	55.39	56.22	56.48	57.28	55.97	55.52	57.86	56.29	51.77	54.25	
		Stride count	34.52	33.86	33.59	33.34	33.27	33.03	33.42	33.55	32.87	33.32	34.75	441.27	



Note: Horizontal distance axis grid lines are 200m furlongs.

#### Disclaimer.

HRNZ and NZMTC and Thoroughbred Ratings Pty Ltd accepts no responsibility for the completeness or accuracy of any of the information contained herein, and makes no representations about its suitability for any particular purpose. Users should make their own judgements about those matters and/or seek independent advice. You assume all risks associated with use of the data provided on this page.



# Race Results



August 22, 2019, Race 6, WHAT THE HILL - FRESH SON OF MUSCLE HILL HANDICAP TROT, Distance 2600m, Addington - Survey 3200m

Result	TAB no.	Horse (Barrier)	2600 to	2400m to
4th	6	<b>Zeddie Marit (3)</b>	<b>2400m</b>	<b>2200m</b>
		Position in running (margin)	-	1(0.0)
		Sectional time (s)	16.78	15.43
		Cumulative time (s)	203.53	186.75
		Speed (m/s)	11.92	12.96
		Stride length (m)	6.09	6.20
		Stride duration (s)	0.471	0.479
		Stride efficiency (%)	57.97	60.09
		Stride count	32.84	32.25

#### Disclaimer.

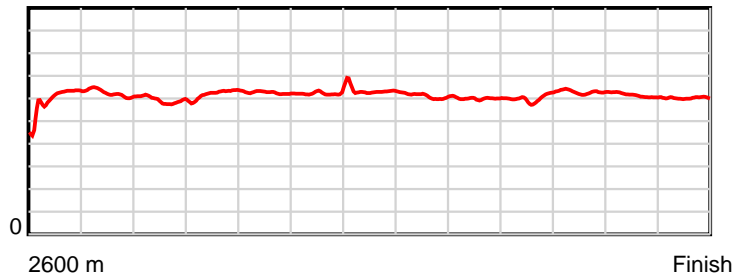
HRNZ and NZMTC and Thoroughbred Ratings Pty Ltd accepts no responsibility for the completeness or accuracy of any of the information contained herein, and makes no representations about its suitability for any particular purpose. Users should make their own judgements about those matters and/or seek independent advice. You assume all risks associated with use of the data provided on this page.

# Race Results

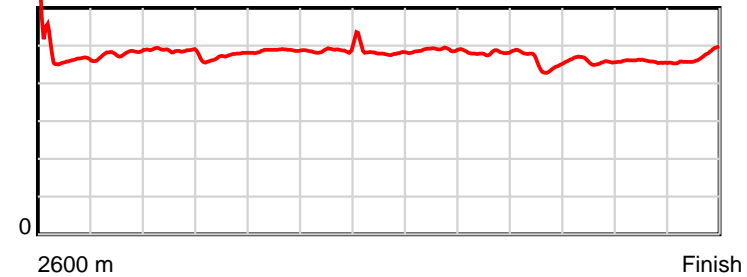
August 22, 2019, Race 6, WHAT THE HILL - FRESH SON OF MUSCLE HILL HANDICAP TROT, Distance 2600m, Addington - Survey 3200m

Result	TAB no.	Horse (Barrier)	2200m to	2000m to	1800m to	1600m to	1400m to	1200m to	1000m to	800m to	600m to	400m to	200m to	Total or	Margin
4th	6	Zeddie Marit (3)	2000m	1800m	1600m	1400m	1200m	1000m	800m	600m	400m	200m	WP	Average	
		Position in running (margin)	1(0.0)	1(0.0)	2(3.8)	2(3.3)	2(2.9)	2(2.9)	2(1.6)	2(2.2)	1(0.0)	1(0.0)	1(0.0)		5.60
		Sectional time (s)	16.64	15.29	15.77	15.72	15.26	15.93	16.07	15.11	14.81	15.04	15.68		
		Cumulative time (s)	171.32	154.68	139.39	123.62	107.90	92.64	76.71	60.64	45.53	30.72	15.68	3:23.53	
		Speed (m/s)	12.02	13.08	12.68	12.72	13.11	12.55	12.45	13.24	13.50	13.30	12.76	12.77	
		Stride length (m)	5.87	6.15	6.17	6.23	6.29	6.14	5.99	6.06	6.20	6.09	6.01	6.11	
		Stride duration (s)	0.488	0.470	0.487	0.490	0.480	0.489	0.481	0.458	0.459	0.458	0.471	0.479	
		Stride efficiency (%)	53.79	59.12	59.58	60.65	61.86	58.95	56.00	57.45	60.03	58.02	56.48	58.40	
		Stride count	34.09	32.52	32.39	32.10	31.79	32.56	33.41	32.99	32.27	32.82	33.27	425.30	

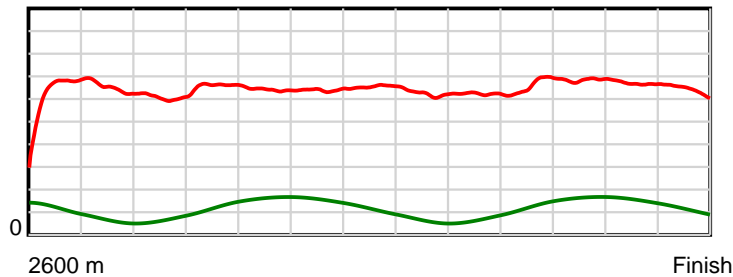
10 m Stride length



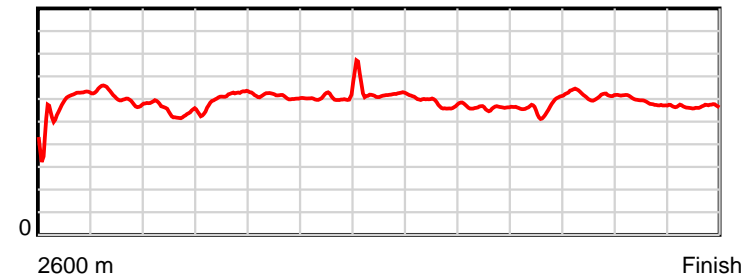
0.6 s Stride duration



20 m/sec Speed



100 % Stride efficiency



Note: Horizontal distance axis grid lines are 200m furlongs.

## Disclaimer.

HRNZ and NZMTC and Thoroughbred Ratings Pty Ltd accepts no responsibility for the completeness or accuracy of any of the information contained herein, and makes no representations about its suitability for any particular purpose. Users should make their own judgements about those matters and/or seek independent advice. You assume all risks associated with use of the data provided on this page.



# Race Results



August 22, 2019, Race 6, WHAT THE HILL - FRESH SON OF MUSCLE HILL HANDICAP TROT, Distance 2600m, Addington - Survey 3200m

Result	TAB no.	Horse (Barrier)	2600 to	2400m to
5th	2	<b>Easy Pickings (4)</b>	<b>2400m</b>	<b>2200m</b>
		Position in running (margin)	-	5(8.0)
		Sectional time (s)	18.12	15.44
		Cumulative time (s)	203.56	185.44
		Speed (m/s)	11.04	12.95
		Stride length (m)	5.08	5.80
		Stride duration (s)	0.450	0.448
		Stride efficiency (%)	40.39	52.63
		Stride count	39.34	34.46

#### Disclaimer.

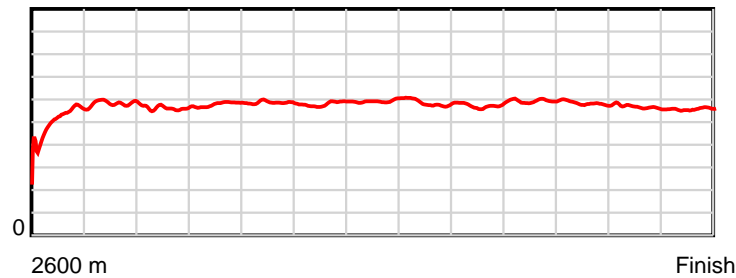
HRNZ and NZMTC and Thoroughbred Ratings Pty Ltd accepts no responsibility for the completeness or accuracy of any of the information contained herein, and makes no representations about its suitability for any particular purpose. Users should make their own judgements about those matters and/or seek independent advice. You assume all risks associated with use of the data provided on this page.

# Race Results

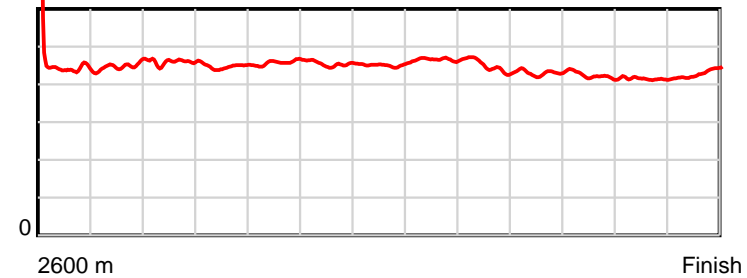
August 22, 2019, Race 6, WHAT THE HILL - FRESH SON OF MUSCLE HILL HANDICAP TROT, Distance 2600m, Addington - Survey 3200m

Result	TAB no.	Horse (Barrier)	2200m to	2000m to	1800m to	1600m to	1400m to	1200m to	1000m to	800m to	600m to	400m to	200m to	Total or	Margin
5th	2	<b>Easy Pickings (4)</b>	<b>2000m</b>	<b>1800m</b>	<b>1600m</b>	<b>1400m</b>	<b>1200m</b>	<b>1000m</b>	<b>800m</b>	<b>600m</b>	<b>400m</b>	<b>200m</b>	<b>WP</b>	<b>Average</b>	
		Position in running (margin)	5(8.0)	5(6.4)	5(11.1)	5(11.2)	5(10.1)	5(9.7)	5(8.6)	5(7.6)	3(2.0)	2(2.3)	3(1.6)		5.80
		Sectional time (s)	16.36	15.44	15.87	15.61	15.20	15.97	15.78	14.56	14.85	14.93	15.43		
		Cumulative time (s)	170.00	153.64	138.20	122.33	106.72	91.52	75.55	59.77	45.21	30.36	15.43	3:23.56	
		Speed (m/s)	12.22	12.95	12.60	12.81	13.16	12.52	12.67	13.74	13.47	13.40	12.96	12.77	
		Stride length (m)	5.62	5.80	5.77	5.82	5.93	5.83	5.69	5.92	5.69	5.56	5.57	5.69	
		Stride duration (s)	0.459	0.448	0.458	0.454	0.451	0.466	0.449	0.431	0.423	0.415	0.430	0.445	
		Stride efficiency (%)	49.28	52.54	52.02	52.94	55.01	53.17	50.53	54.72	50.61	48.25	48.52	50.60	
		Stride count	35.62	34.49	34.66	34.36	33.71	34.29	35.17	33.80	35.14	35.99	35.89	456.92	

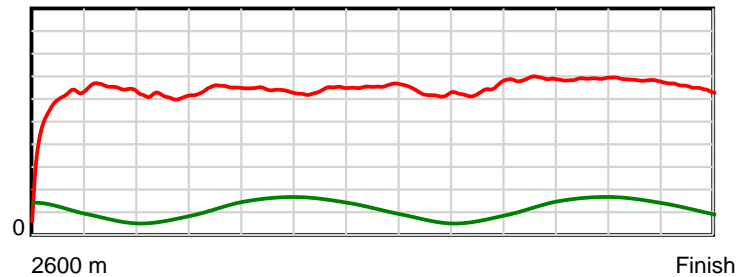
10 m Stride length



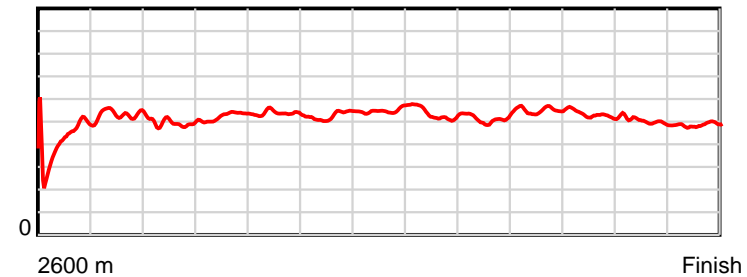
0.5 s Stride duration



20 m/sec Speed



100 % Stride efficiency



Note: Horizontal distance axis grid lines are 200m furlongs.

## Disclaimer.

HRNZ and NZMTC and Thoroughbred Ratings Pty Ltd accepts no responsibility for the completeness or accuracy of any of the information contained herein, and makes no representations about its suitability for any particular purpose. Users should make their own judgements about those matters and/or seek independent advice. You assume all risks associated with use of the data provided on this page.



# Race Results



August 22, 2019, Race 6, WHAT THE HILL - FRESH SON OF MUSCLE HILL HANDICAP TROT, Distance 2600m, Addington - Survey 3200m

Result	TAB no.	Horse (Barrier)	2600 to	2400m to
6th	4	<b>Mekong Princes... (0)</b>	<b>2400m</b>	<b>2200m</b>
		Position in running (margin)	-	2(2.0)
		Sectional time (s)	16.89	16.07
		Cumulative time (s)	211.19	194.30
		Speed (m/s)	11.84	12.45
		Stride length (m)	5.79	6.09
		Stride duration (s)	0.471	0.489
		Stride efficiency (%)	52.43	58.00
		Stride count	34.53	32.83

#### Disclaimer.

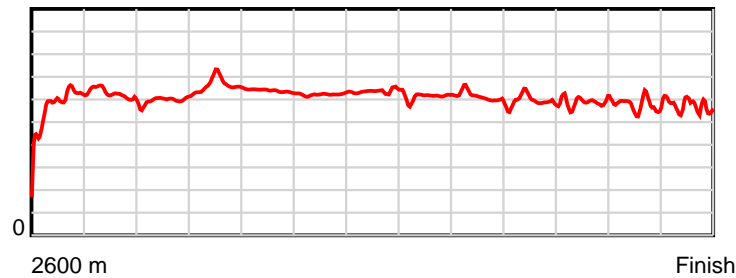
HRNZ and NZMTC and Thoroughbred Ratings Pty Ltd accepts no responsibility for the completeness or accuracy of any of the information contained herein, and makes no representations about its suitability for any particular purpose. Users should make their own judgements about those matters and/or seek independent advice. You assume all risks associated with use of the data provided on this page.

# Race Results

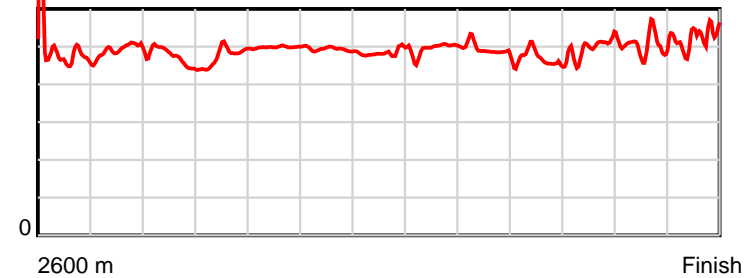
August 22, 2019, Race 6, WHAT THE HILL - FRESH SON OF MUSCLE HILL HANDICAP TROT, Distance 2600m, Addington - Survey 3200m

Result	TAB no.	Horse (Barrier)	2200m to	2000m to	1800m to	1600m to	1400m to	1200m to	1000m to	800m to	600m to	400m to	200m to	Total or	Margin
6th	4	<b>Mekong Princes... (0)</b>	<b>2000m</b>	<b>1800m</b>	<b>1600m</b>	<b>1400m</b>	<b>1200m</b>	<b>1000m</b>	<b>800m</b>	<b>600m</b>	<b>400m</b>	<b>200m</b>	<b>WP</b>	<b>Average</b>	
		Position in running (margin)	4(5.8)	2(1.7)	1(0.0)	1(0.0)	1(0.0)	1(0.0)	1(0.0)	1(0.0)	2(1.4)	6(14.6)	6(29.5)		48.20
		Sectional time (s)	15.95	14.38	15.85	15.80	15.26	16.14	15.96	15.72	17.00	17.53	18.64		
		Cumulative time (s)	178.23	162.28	147.90	132.05	116.25	100.99	84.85	68.89	53.17	36.17	18.64	3:31.19	
		Speed (m/s)	12.54	13.91	12.62	12.66	13.11	12.39	12.53	12.72	11.76	11.41	10.73	12.31	
		Stride length (m)	5.91	6.63	6.29	6.24	6.25	6.08	6.07	5.90	5.84	5.67	5.46	6.00	
		Stride duration (s)	0.471	0.476	0.499	0.493	0.477	0.491	0.484	0.464	0.496	0.497	0.509	0.488	
		Stride efficiency (%)	54.61	68.62	61.92	60.84	61.05	57.75	57.59	54.42	53.25	50.22	46.55	56.32	
		Stride count	33.83	30.18	31.77	32.05	32.00	32.90	32.94	33.89	34.26	35.28	36.64	433.10	

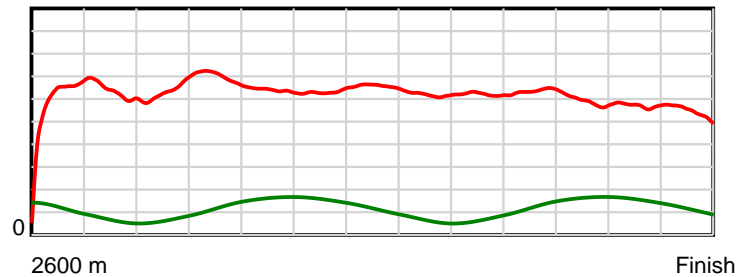
10 m Stride length



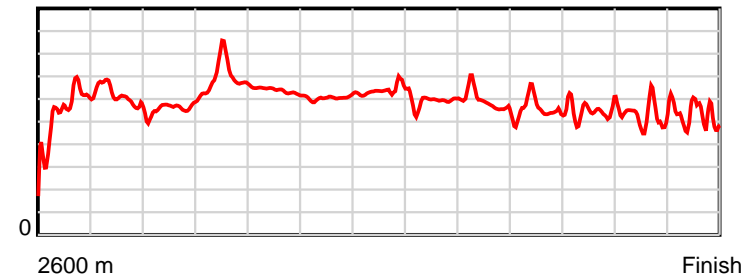
0.5 s Stride duration



20 m/sec Speed



100 % Stride efficiency



Note: Horizontal distance axis grid lines are 200m furlongs.

## Disclaimer.

HRNZ and NZMTC and Thoroughbred Ratings Pty Ltd accepts no responsibility for the completeness or accuracy of any of the information contained herein, and makes no representations about its suitability for any particular purpose. Users should make their own judgements about those matters and/or seek independent advice. You assume all risks associated with use of the data provided on this page.