



Race Results

NZ Metropolitan Trotting Club Inc, HRNZ, August 22, 2019

Compilation date: August 22, 2019, 8:36:44 PM (NZST)

Copyright © 2019 HRNZ and NZMTC. All rights reserved.

Trademarks.

StrideMASTER is a registered trademark of Thoroughbred Ratings Pty Ltd.

Disclaimer.

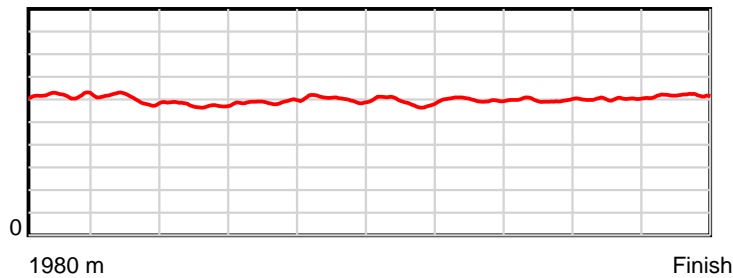
HRNZ and NZMTC and Thoroughbred Ratings Pty Ltd accepts no responsibility for the completeness or accuracy of any of the information contained herein, and makes no representations about its suitability for any particular purpose. Users should make their own judgements about those matters and/or seek independent advice. You assume all risks associated with use of the data provided on this page.

Race Results

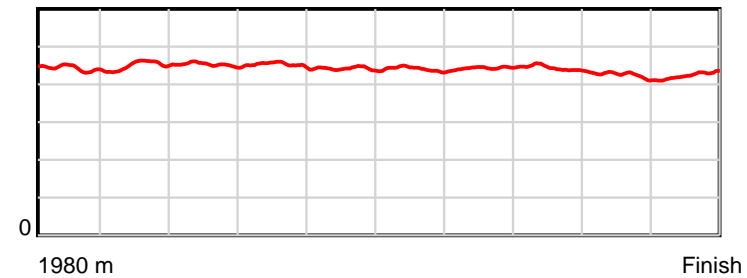
August 22, 2019, Race 7, BETTOR'S DELIGHT - HARNESS RACING'S KING MOBILE PACE, Distance 1980m, Addington - Survey 1980m

Result	TAB no.	Horse (Barrier)	1980 to	1800m to	1600m to	1400m to	1200m to	1000m to	800m to	600m to	400m to	200m to	Total or	Margin
1st	5	The Maroon Mar... (5)	1800m	1600m	1400m	1200m	1000m	800m	600m	400m	200m	WP	Average	
		Position in running (margin)	-	2(0.9)	1(0.0)	2(2.3)	3(1.6)	3(2.6)	3(2.7)	3(2.1)	3(2.0)	3(0.7)		0.00
		Sectional time (s)	12.79	15.24	15.56	15.25	14.55	15.01	14.80	14.96	14.07	13.87		
		Cumulative time (s)	146.10	133.31	118.07	102.51	87.26	72.71	57.70	42.90	27.94	13.87	2:26.10	
		Speed (m/s)	14.07	13.12	12.85	13.11	13.75	13.32	13.51	13.37	14.21	14.42	13.55	
		Stride length (m)	6.20	5.91	5.81	5.93	6.07	5.87	5.99	5.92	6.04	6.11	5.98	
		Stride duration (s)	0.442	0.450	0.452	0.452	0.442	0.441	0.443	0.443	0.425	0.424	0.441	
		Stride efficiency (%)	59.97	54.50	52.74	55.00	57.56	53.92	55.99	54.82	56.98	58.36	55.88	
		Stride count	29.06	33.87	34.43	33.71	32.95	34.05	33.41	33.77	33.12	32.73	331.10	

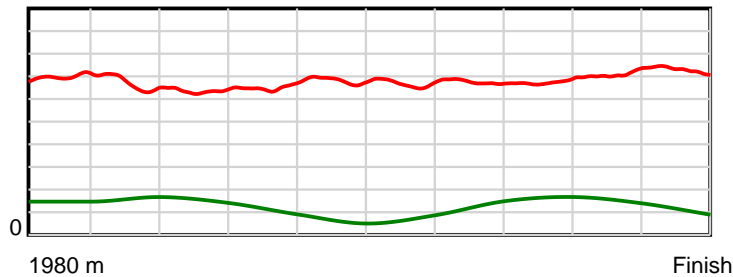
10 m Stride length



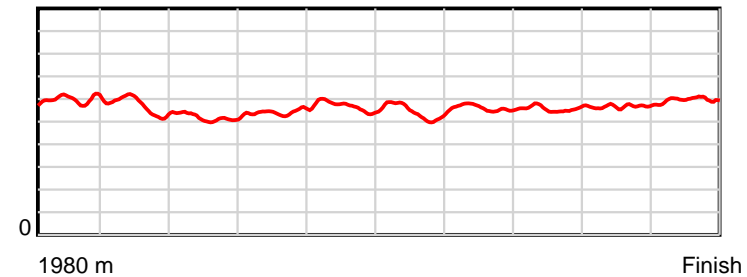
0.6 s Stride duration



20 m/sec Speed



100 % Stride efficiency



Note: Horizontal distance axis grid lines are 200m furlongs.

Disclaimer.

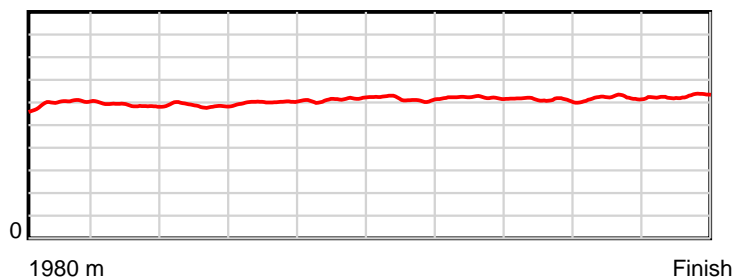
HRNZ and NZMTC and Thoroughbred Ratings Pty Ltd accepts no responsibility for the completeness or accuracy of any of the information contained herein, and makes no representations about its suitability for any particular purpose. Users should make their own judgements about those matters and/or seek independent advice. You assume all risks associated with use of the data provided on this page.

Race Results

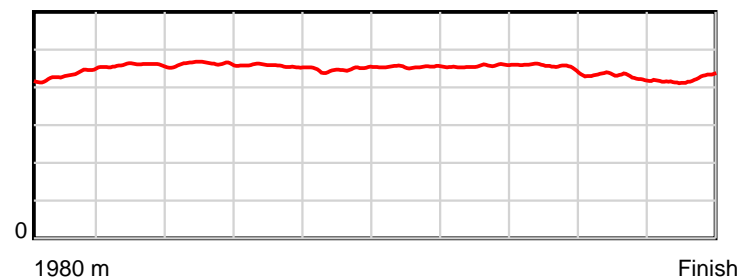
August 22, 2019, Race 7, BETTOR'S DELIGHT - HARNESS RACING'S KING MOBILE PACE, Distance 1980m, Addington - Survey 1980m

Result	TAB no.	Horse (Barrier)	1980 to	1800m to	1600m to	1400m to	1200m to	1000m to	800m to	600m to	400m to	200m to	Total or	Margin
2nd	1	Uptown Lady (1)	1800m	1600m	1400m	1200m	1000m	800m	600m	400m	200m	WP	Average	
		Position in running (margin)	-	4(2.2)	4(4.3)	5(7.3)	5(5.9)	5(6.7)	6(5.7)	5(4.1)	5(4.5)	5(2.6)		0.30
		Sectional time (s)	13.12	15.75	15.68	15.13	14.53	14.82	14.62	15.06	13.97	13.46		
		Cumulative time (s)	146.14	133.02	117.27	101.59	86.46	71.93	57.11	42.49	27.43	13.46	2:26.14	
		Speed (m/s)	13.72	12.70	12.76	13.22	13.76	13.50	13.68	13.28	14.32	14.86	13.55	
		Stride length (m)	6.01	5.83	5.90	6.04	6.17	6.13	6.25	6.04	6.15	6.28	6.08	
		Stride duration (s)	0.434	0.459	0.463	0.457	0.448	0.454	0.457	0.455	0.429	0.422	0.449	
		Stride efficiency (%)	56.36	53.03	54.47	57.09	59.40	58.73	61.08	56.98	59.02	61.57	57.70	
		Stride count	29.97	34.33	33.88	33.09	32.44	32.62	31.99	33.12	32.54	31.86	325.84	

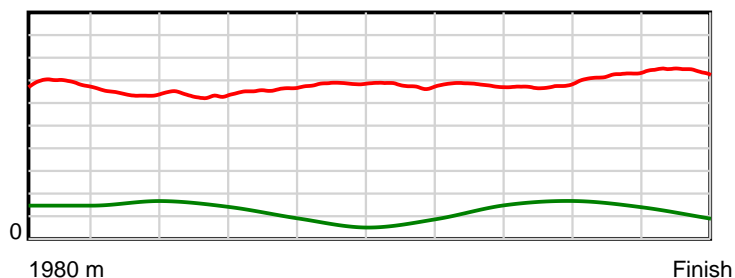
10 m Stride length



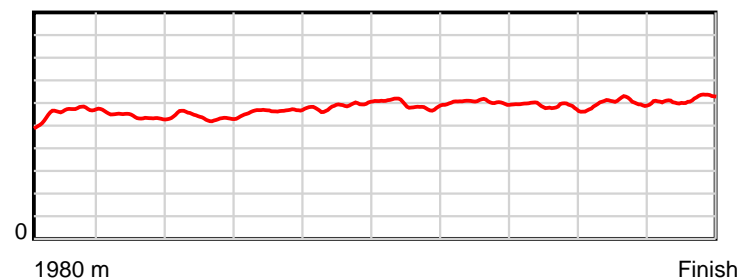
0.6 s Stride duration



20 m/sec Speed



100 % Stride efficiency



Note: Horizontal distance axis grid lines are 200m furlongs.

Disclaimer.

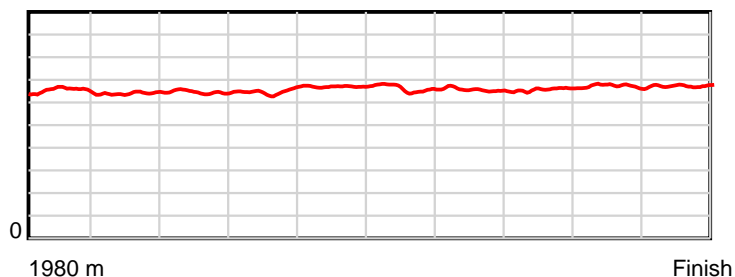
HRNZ and NZMTC and Thoroughbred Ratings Pty Ltd accepts no responsibility for the completeness or accuracy of any of the information contained herein, and makes no representations about its suitability for any particular purpose. Users should make their own judgements about those matters and/or seek independent advice. You assume all risks associated with use of the data provided on this page.

Race Results

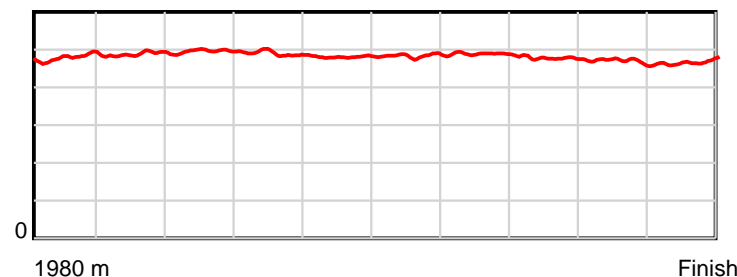
August 22, 2019, Race 7, BETTOR'S DELIGHT - HARNESS RACING'S KING MOBILE PACE, Distance 1980m, Addington - Survey 1980m

Result	TAB no.	Horse (Barrier)	1980 to	1800m to	1600m to	1400m to	1200m to	1000m to	800m to	600m to	400m to	200m to	Total or	Margin
3rd	3	Naiya Franco (3)	1800m	1600m	1400m	1200m	1000m	800m	600m	400m	200m	WP	Average	
		Position in running (margin)	-	5(3.5)	5(4.9)	4(6.3)	4(4.5)	4(4.7)	4(3.9)	4(3.5)	4(2.5)	4(1.5)		1.20
		Sectional time (s)	13.21	15.61	15.42	15.06	14.43	14.85	14.83	14.81	14.12	13.96		
		Cumulative time (s)	146.30	133.09	117.48	102.06	87.00	72.57	57.72	42.89	28.08	13.96	2:26.30	
		Speed (m/s)	13.62	12.81	12.97	13.28	13.86	13.47	13.49	13.50	14.16	14.33	13.53	
		Stride length (m)	6.54	6.24	6.43	6.50	6.65	6.51	6.59	6.44	6.64	6.70	6.52	
		Stride duration (s)	0.479	0.487	0.496	0.489	0.480	0.483	0.489	0.477	0.469	0.468	0.482	
		Stride efficiency (%)	66.91	60.92	64.67	66.01	69.12	66.27	67.96	64.77	68.81	70.23	66.49	
		Stride count	27.51	32.03	31.09	30.77	30.07	30.71	30.33	31.07	30.14	29.83	303.55	

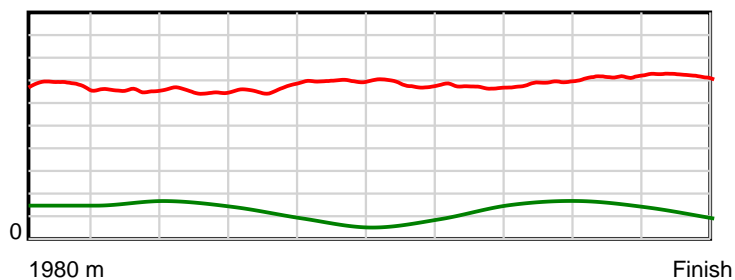
10 m Stride length



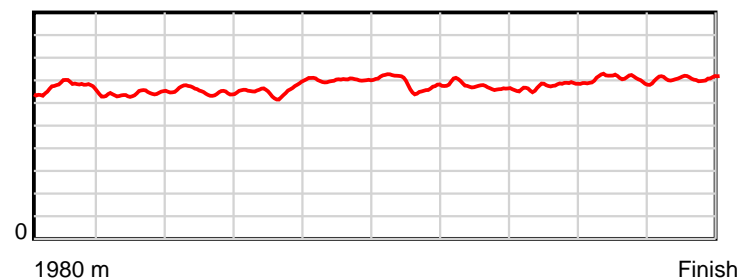
0.6 s Stride duration



20 m/sec Speed



100 % Stride efficiency



Note: Horizontal distance axis grid lines are 200m furlongs.

Disclaimer.

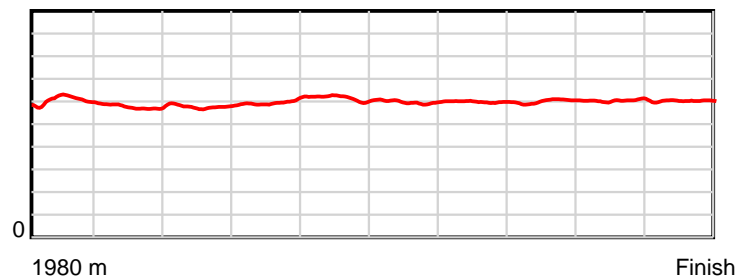
HRNZ and NZMTC and Thoroughbred Ratings Pty Ltd accepts no responsibility for the completeness or accuracy of any of the information contained herein, and makes no representations about its suitability for any particular purpose. Users should make their own judgements about those matters and/or seek independent advice. You assume all risks associated with use of the data provided on this page.

Race Results

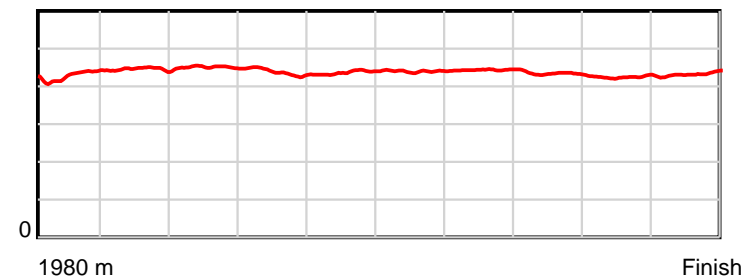
August 22, 2019, Race 7, BETTOR'S DELIGHT - HARNESS RACING'S KING MOBILE PACE, Distance 1980m, Addington - Survey 1980m

Result	TAB no.	Horse (Barrier)	1980 to	1800m to	1600m to	1400m to	1200m to	1000m to	800m to	600m to	400m to	200m to	Total or	Margin
4th	2	Glenthorne (2)	1800m	1600m	1400m	1200m	1000m	800m	600m	400m	200m	WP	Average	
		Position in running (margin)	-	1(0.0)	3(1.8)	3(4.8)	2(1.0)	2(1.4)	2(1.9)	2(1.5)	2(0.5)	1(0.0)		3.00
		Sectional time (s)	12.56	15.69	15.68	14.73	14.47	15.06	14.83	14.82	14.20	14.56		
		Cumulative time (s)	146.60	134.04	118.35	102.67	87.94	73.47	58.41	43.58	28.76	14.56	2:26.60	
		Speed (m/s)	14.33	12.75	12.76	13.58	13.82	13.28	13.49	13.50	14.08	13.74	13.51	
		Stride length (m)	6.05	5.68	5.75	5.95	6.03	5.84	5.98	5.85	5.98	5.95	5.90	
		Stride duration (s)	0.428	0.446	0.451	0.438	0.436	0.440	0.443	0.433	0.425	0.433	0.437	
		Stride efficiency (%)	57.27	50.39	51.69	55.30	56.84	53.37	55.83	53.47	55.90	55.38	54.46	
		Stride count	29.73	35.22	34.77	33.62	33.16	34.22	33.46	34.19	33.44	33.60	335.41	

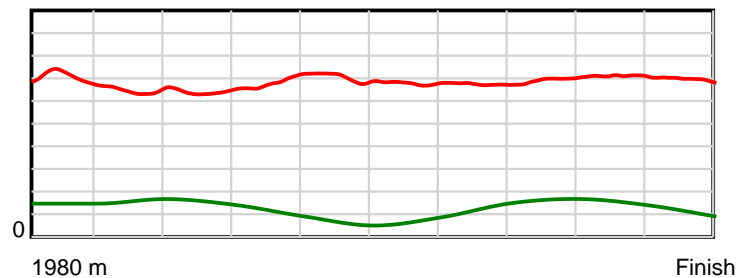
10 m Stride length



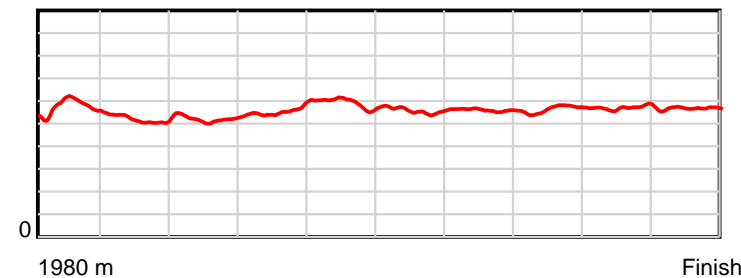
0.6 s Stride duration



20 m/sec Speed



100 % Stride efficiency



Note: Horizontal distance axis grid lines are 200m furlongs.

Disclaimer.

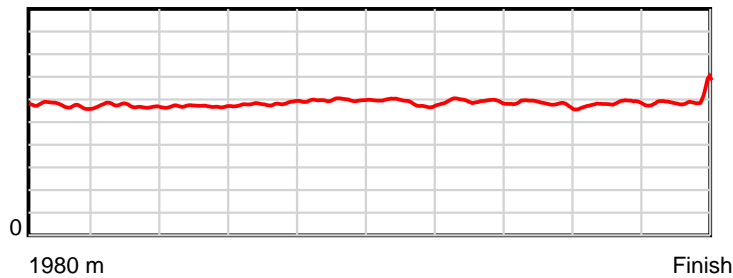
HRNZ and NZMTC and Thoroughbred Ratings Pty Ltd accepts no responsibility for the completeness or accuracy of any of the information contained herein, and makes no representations about its suitability for any particular purpose. Users should make their own judgements about those matters and/or seek independent advice. You assume all risks associated with use of the data provided on this page.

Race Results

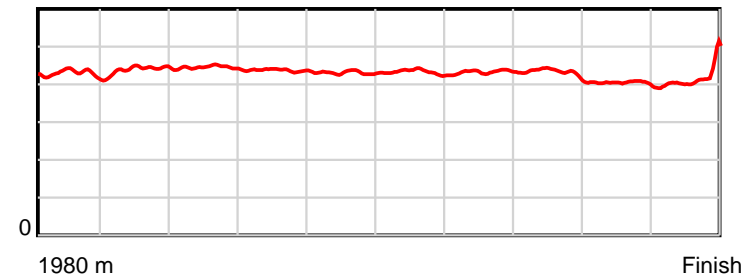
August 22, 2019, Race 7, BETTOR'S DELIGHT - HARNESS RACING'S KING MOBILE PACE, Distance 1980m, Addington - Survey 1980m

Result	TAB no.	Horse (Barrier)	1980 to	1800m to	1600m to	1400m to	1200m to	1000m to	800m to	600m to	400m to	200m to	Total or	Margin
5th	6	Sounds Lika Ge... (6)	1800m	1600m	1400m	1200m	1000m	800m	600m	400m	200m	WP	Average	
		Position in running (margin)	-	8(5.2)	7(6.6)	8(10.3)	7(8.3)	7(8.7)	8(8.0)	7(6.3)	7(6.0)	6(2.8)		3.30
		Sectional time (s)	13.49	15.63	15.81	15.03	14.46	14.87	14.61	14.94	13.76	14.05		
		Cumulative time (s)	146.65	133.16	117.53	101.72	86.69	72.23	57.36	42.75	27.81	14.05	2:26.65	
		Speed (m/s)	13.34	12.80	12.65	13.31	13.83	13.45	13.69	13.39	14.53	14.23	13.50	
		Stride length (m)	5.71	5.63	5.63	5.82	5.96	5.81	5.92	5.77	5.87	5.95	5.81	
		Stride duration (s)	0.428	0.440	0.445	0.437	0.431	0.432	0.433	0.431	0.404	0.418	0.430	
		Stride efficiency (%)	50.90	49.53	49.49	52.92	55.53	52.77	54.79	52.06	53.87	55.32	52.67	
		Stride count	31.54	35.53	35.54	34.37	33.55	34.42	33.78	34.65	34.06	33.62	341.06	

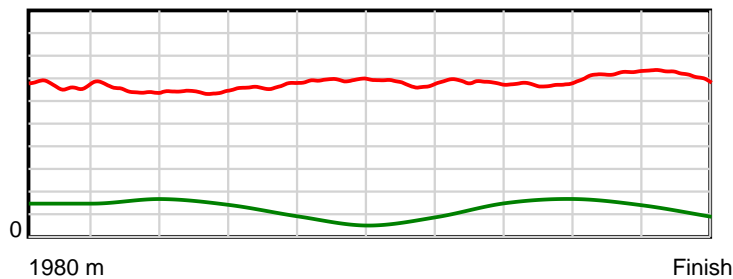
10 m Stride length



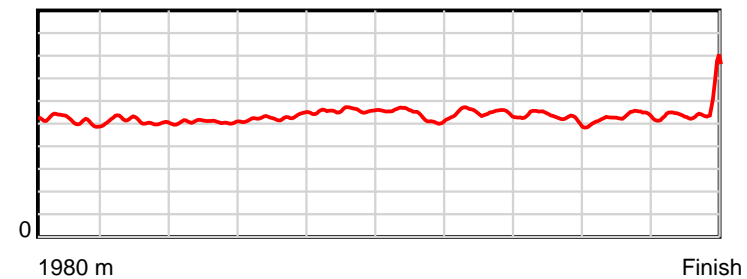
0.6 s Stride duration



20 m/sec Speed



100 % Stride efficiency



Note: Horizontal distance axis grid lines are 200m furlongs.

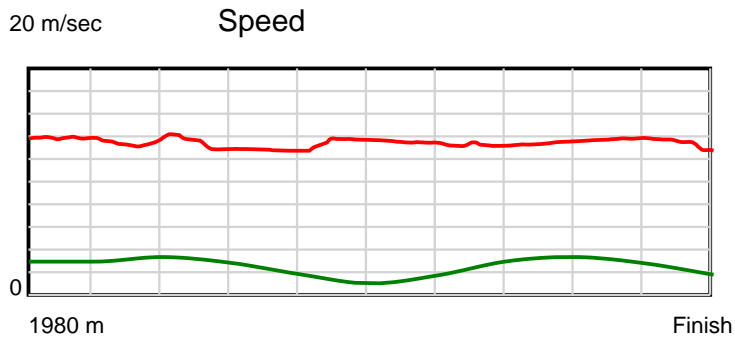
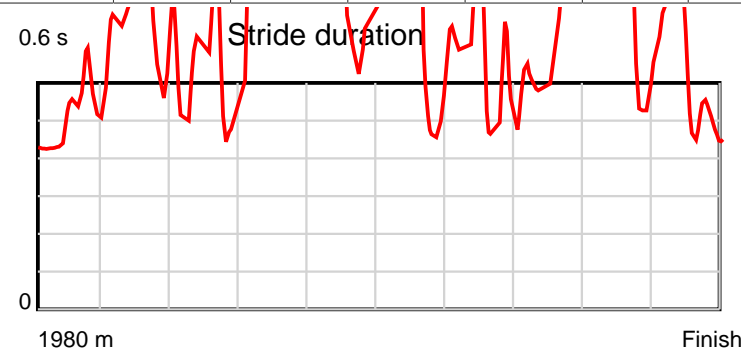
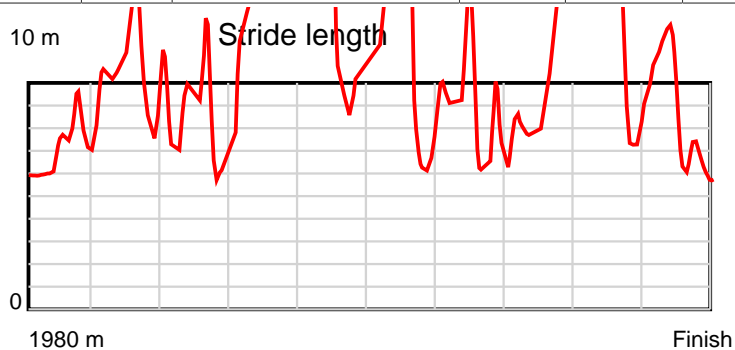
Disclaimer.

HRNZ and NZMTC and Thoroughbred Ratings Pty Ltd accepts no responsibility for the completeness or accuracy of any of the information contained herein, and makes no representations about its suitability for any particular purpose. Users should make their own judgements about those matters and/or seek independent advice. You assume all risks associated with use of the data provided on this page.

Race Results

August 22, 2019, Race 7, BETTOR'S DELIGHT - HARNESS RACING'S KING MOBILE PACE, Distance 1980m, Addington - Survey 1980m

Result	TAB no.	Horse (Barrier)	1980 to	1800m to	1600m to	1400m to	1200m to	1000m to	800m to	600m to	400m to	200m to	Total or	Margin
6th	9	Mucho Macho Ma... (8)	1800m	1600m	1400m	1200m	1000m	800m	600m	400m	200m	WP	Average	
		Position in running (margin)	-	3(1.1)	2(0.6)	1(0.0)	1(0.0)	1(0.0)	1(0.0)	1(0.0)	1(0.0)	2(0.4)		6.40
		Sectional time (s)	12.73	15.31	15.09	15.36	14.40	14.98	14.90	14.98	14.37	15.06		
		Cumulative time (s)	147.18	134.45	119.14	104.05	88.69	74.29	59.31	44.41	29.43	15.06	2:27.18	
		Speed (m/s)	14.14	13.06	13.25	13.02	13.89	13.35	13.42	13.35	13.92	13.28	13.45	
		Stride length (m)	6.90	7.99	6.44	10.08	7.97	8.87	6.74	10.32	9.01	7.04	7.94	
		Stride duration (s)	0.494	0.612	0.486	0.774	0.574	0.664	0.502	0.773	0.647	0.530	0.590	
		Stride efficiency (%)	74.41	99.74	64.79	158.74	99.25	122.81	70.93	166.28	126.80	77.40	98.51	
		Stride count	26.09	25.03	31.06	19.84	25.10	22.56	29.69	19.39	22.20	28.42	249.38	



Note: Horizontal distance axis grid lines are 200m furlongs.

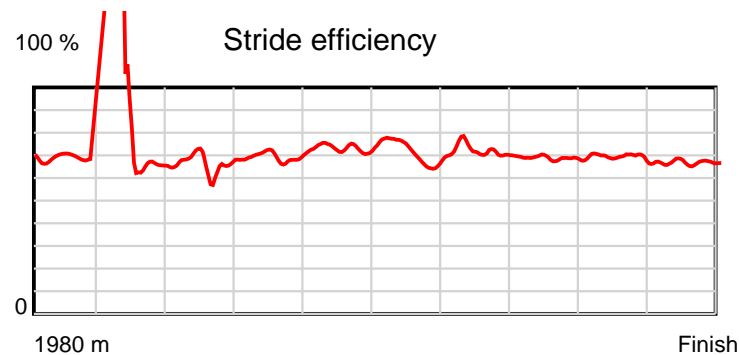
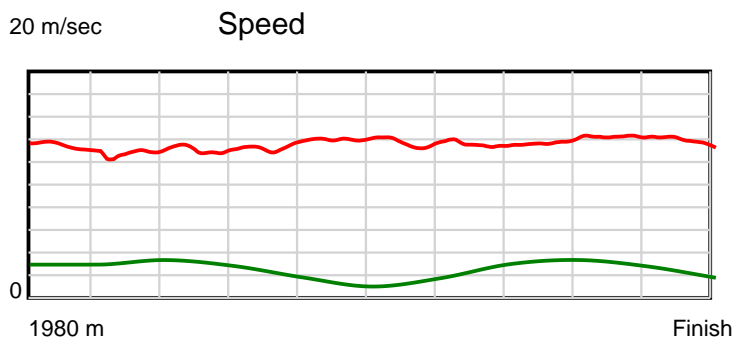
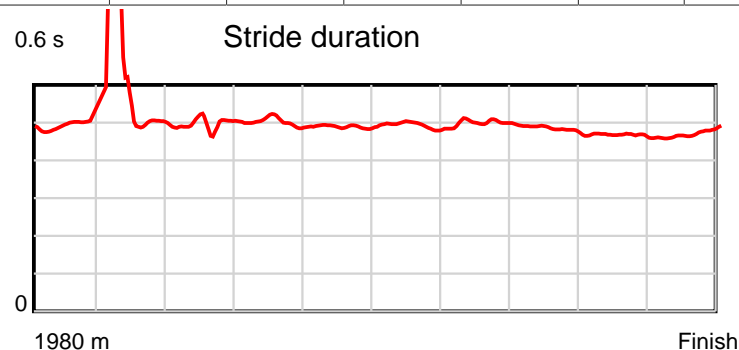
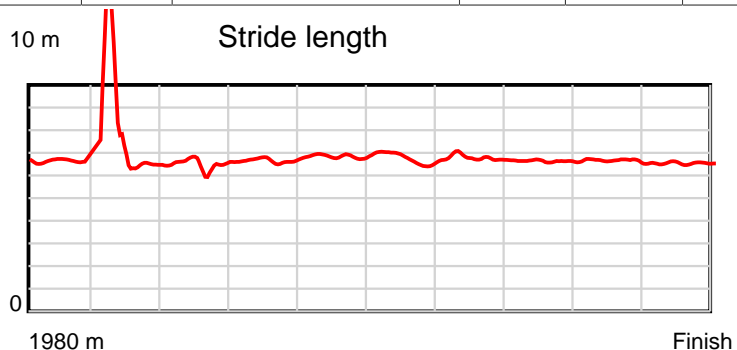
Disclaimer.

HRNZ and NZMTC and Thoroughbred Ratings Pty Ltd accepts no responsibility for the completeness or accuracy of any of the information contained herein, and makes no representations about its suitability for any particular purpose. Users should make their own judgements about those matters and/or seek independent advice. You assume all risks associated with use of the data provided on this page.

Race Results

August 22, 2019, Race 7, BETTOR'S DELIGHT - HARNESS RACING'S KING MOBILE PACE, Distance 1980m, Addington - Survey 1980m

Result	TAB no.	Horse (Barrier)	1980 to	1800m to	1600m to	1400m to	1200m to	1000m to	800m to	600m to	400m to	200m to	Total or	Margin
7th	8	Melton Reactor (7)	1800m	1600m	1400m	1200m	1000m	800m	600m	400m	200m	WP	Average	
		Position in running (margin)	-	7(4.8)	8(8.7)	7(10.3)	8(8.4)	8(9.0)	7(8.0)	8(7.5)	8(6.7)	8(6.2)		8.90
		Sectional time (s)	13.44	16.04	15.44	15.06	14.49	14.81	14.82	14.84	14.21	14.46		
		Cumulative time (s)	147.61	134.17	118.13	102.69	87.63	73.14	58.33	43.51	28.67	14.46	2:27.61	
		Speed (m/s)	13.39	12.47	12.95	13.28	13.80	13.50	13.50	13.48	14.07	13.83	13.41	
		Stride length (m)	6.62	6.46	6.38	6.65	6.75	6.65	6.74	6.51	6.57	6.54	6.59	
		Stride duration (s)	0.495	0.518	0.493	0.501	0.489	0.493	0.500	0.483	0.467	0.473	0.491	
		Stride efficiency (%)	68.40	65.26	63.66	69.12	71.18	69.12	71.05	66.17	67.54	66.78	67.77	
		Stride count	27.21	30.95	31.33	30.07	29.63	30.07	29.66	30.73	30.42	30.59	300.66	



Note: Horizontal distance axis grid lines are 200m furlongs.

Disclaimer.

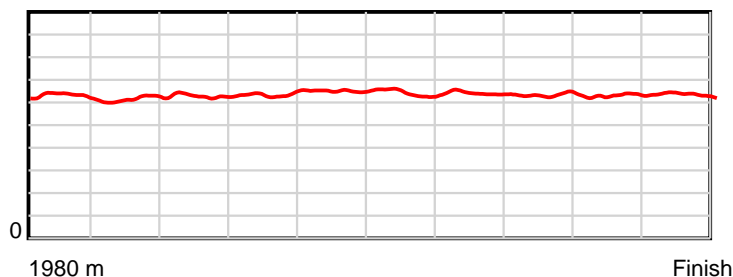
HRNZ and NZMTC and Thoroughbred Ratings Pty Ltd accepts no responsibility for the completeness or accuracy of any of the information contained herein, and makes no representations about its suitability for any particular purpose. Users should make their own judgements about those matters and/or seek independent advice. You assume all risks associated with use of the data provided on this page.

Race Results

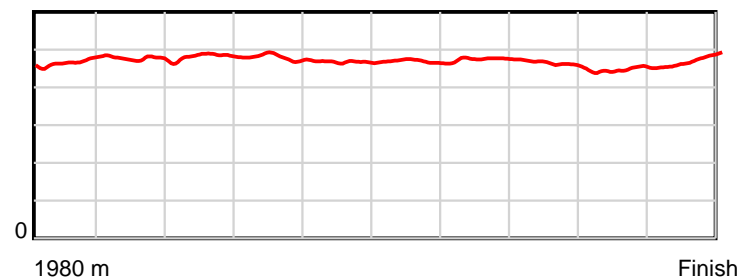
August 22, 2019, Race 7, BETTOR'S DELIGHT - HARNESS RACING'S KING MOBILE PACE, Distance 1980m, Addington - Survey 1980m

Result	TAB no.	Horse (Barrier)	1980 to	1800m to	1600m to	1400m to	1200m to	1000m to	800m to	600m to	400m to	200m to	Total or	Margin
8th	4	The Golden Boy (4)	1800m	1600m	1400m	1200m	1000m	800m	600m	400m	200m	WP	Average	
		Position in running (margin)	-	6(3.6)	6(6.4)	6(8.4)	6(6.4)	6(6.9)	5(5.7)	6(5.5)	6(4.7)	7(5.5)		11.40
		Sectional time (s)	13.15	15.86	15.51	15.03	14.49	14.77	14.87	14.84	14.43	15.09		
		Cumulative time (s)	148.04	134.89	119.03	103.52	88.49	74.00	59.23	44.36	29.52	15.09	2:28.04	
		Speed (m/s)	13.68	12.61	12.89	13.31	13.80	13.54	13.45	13.48	13.86	13.25	13.37	
		Stride length (m)	6.31	6.02	6.21	6.38	6.45	6.35	6.39	6.24	6.20	6.28	6.28	
		Stride duration (s)	0.466	0.477	0.482	0.480	0.467	0.469	0.475	0.463	0.447	0.474	0.470	
		Stride efficiency (%)	62.14	56.55	60.36	63.65	64.99	62.96	63.81	60.80	60.05	61.62	61.62	
		Stride count	28.54	33.25	32.18	31.34	31.01	31.51	31.30	32.06	32.26	31.85	315.30	

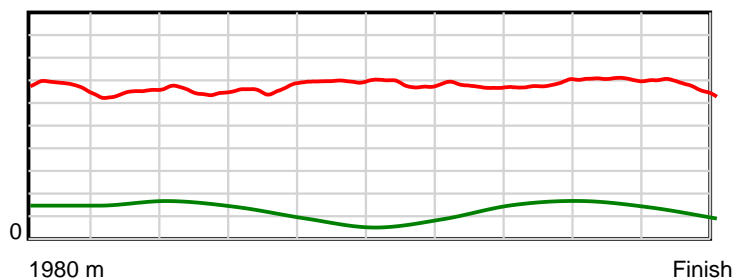
10 m Stride length



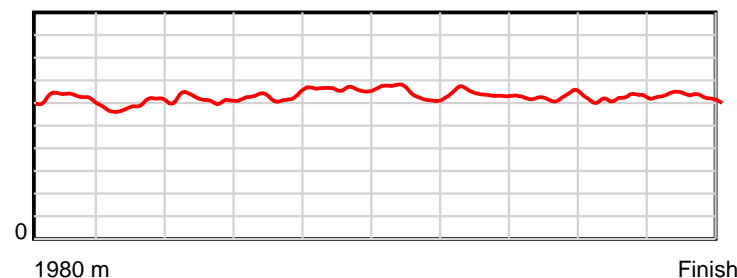
0.6 s Stride duration



20 m/sec Speed



100 % Stride efficiency



Note: Horizontal distance axis grid lines are 200m furlongs.

Disclaimer.

HRNZ and NZMTC and Thoroughbred Ratings Pty Ltd accepts no responsibility for the completeness or accuracy of any of the information contained herein, and makes no representations about its suitability for any particular purpose. Users should make their own judgements about those matters and/or seek independent advice. You assume all risks associated with use of the data provided on this page.