



Race Results

NZ Metropolitan Trotting Club Inc, HRNZ, August 22, 2019

Compilation date: August 22, 2019, 9:07:06 PM (NZST)

Copyright © 2019 HRNZ and NZMTC. All rights reserved.

Trademarks.

StrideMASTER is a registered trademark of Thoroughbred Ratings Pty Ltd.

Disclaimer.

HRNZ and NZMTC and Thoroughbred Ratings Pty Ltd accepts no responsibility for the completeness or accuracy of any of the information contained herein, and makes no representations about its suitability for any particular purpose. Users should make their own judgements about those matters and/or seek independent advice. You assume all risks associated with use of the data provided on this page.



Race Results



August 22, 2019, Race 8, SWEET LOU - FULL AND CLOSED HANDICAP PACE, Distance 2600m, Addington - Survey 3200m

Result	TAB no.	Horse (Barrier)	2600 to	2400m to
1st	1	Smoke N Reacto... (1)	2400m	2200m
		Position in running (margin)	-	3(5.3)
		Sectional time (s)	16.53	15.21
		Cumulative time (s)	197.75	181.22
		Speed (m/s)	12.10	13.15
		Stride length (m)	5.42	6.09
		Stride duration (s)	0.447	0.463
		Stride efficiency (%)	45.94	57.86
		Stride count	36.89	32.87

Disclaimer.

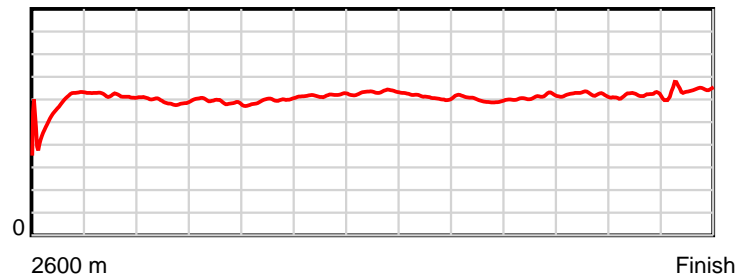
HRNZ and NZMTC and Thoroughbred Ratings Pty Ltd accepts no responsibility for the completeness or accuracy of any of the information contained herein, and makes no representations about its suitability for any particular purpose. Users should make their own judgements about those matters and/or seek independent advice. You assume all risks associated with use of the data provided on this page.

Race Results

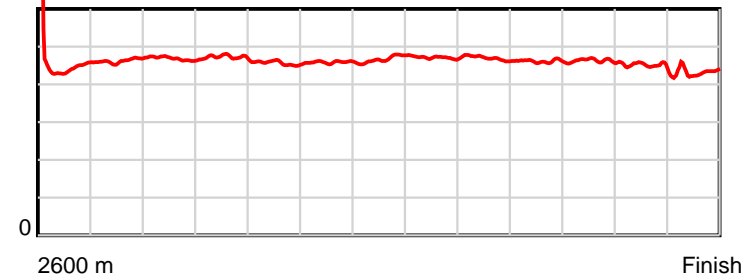
August 22, 2019, Race 8, SWEET LOU - FULL AND CLOSED HANDICAP PACE, Distance 2600m, Addington - Survey 3200m

Result	TAB no.	Horse (Barrier)	2200m to	2000m to	1800m to	1600m to	1400m to	1200m to	1000m to	800m to	600m to	400m to	200m to	Total or	Margin
1st	1	Smoke N Reacto... (1)	2000m	1800m	1600m	1400m	1200m	1000m	800m	600m	400m	200m	WP	Average	
		Position in running (margin)	3(5.6)	3(6.2)	4(4.8)	5(7.6)	5(7.6)	5(6.2)	5(6.3)	6(6.7)	6(6.0)	7(5.8)	6(3.9)		0.00
		Sectional time (s)	16.12	15.96	15.44	14.71	14.80	15.54	15.82	14.95	14.96	14.40	13.31		
		Cumulative time (s)	166.01	149.89	133.93	118.49	103.78	88.98	73.44	57.62	42.67	27.71	13.31	3:17.75	
		Speed (m/s)	12.41	12.53	12.95	13.60	13.51	12.87	12.64	13.38	13.37	13.89	15.03	13.15	
		Stride length (m)	5.81	5.91	5.92	6.24	6.31	6.06	5.93	6.17	6.19	6.22	6.47	6.05	
		Stride duration (s)	0.469	0.472	0.457	0.459	0.467	0.471	0.469	0.461	0.463	0.448	0.431	0.460	
		Stride efficiency (%)	52.81	54.63	54.71	60.81	62.31	57.37	54.97	59.47	59.88	60.47	65.45	57.12	
		Stride count	34.40	33.83	33.80	32.06	31.67	33.01	33.72	32.42	32.31	32.15	30.90	430.03	

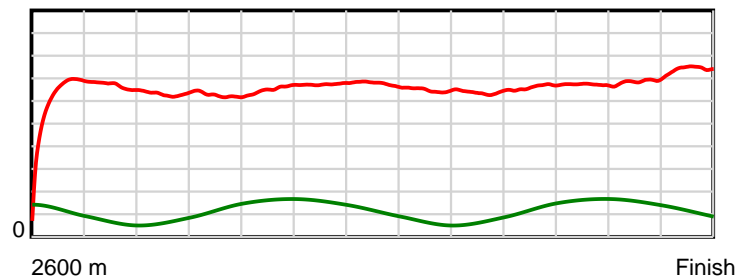
10 m Stride length



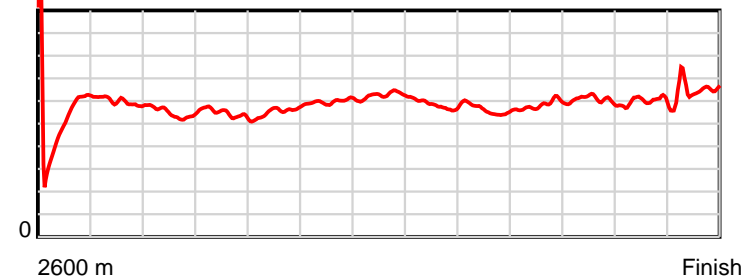
0.6 s Stride duration



20 m/sec Speed



100 % Stride efficiency



Note: Horizontal distance axis grid lines are 200m furlongs.

Disclaimer.

HRNZ and NZMTC and Thoroughbred Ratings Pty Ltd accepts no responsibility for the completeness or accuracy of any of the information contained herein, and makes no representations about its suitability for any particular purpose. Users should make their own judgements about those matters and/or seek independent advice. You assume all risks associated with use of the data provided on this page.



Race Results



August 22, 2019, Race 8, SWEET LOU - FULL AND CLOSED HANDICAP PACE, Distance 2600m, Addington - Survey 3200m

Result	TAB no.	Horse (Barrier)	2600 to	2400m to
2nd	3	King Of Heroes (8)	2400m	2200m
		Position in running (margin)	-	2(2.2)
		Sectional time (s)	15.85	15.17
		Cumulative time (s)	197.86	182.01
		Speed (m/s)	12.62	13.18
		Stride length (m)	6.40	6.86
		Stride duration (s)	0.513	0.520
		Stride efficiency (%)	64.03	73.52
		Stride count	31.24	29.16

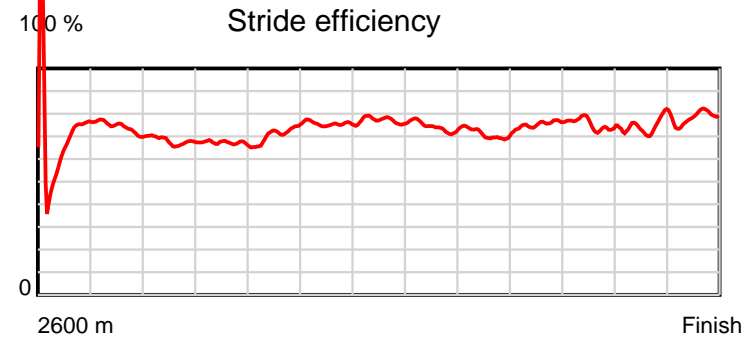
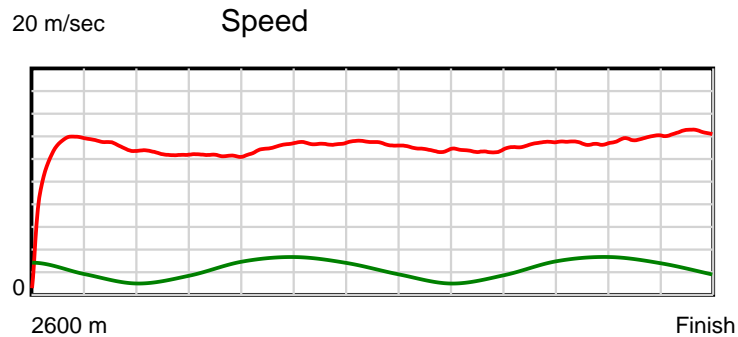
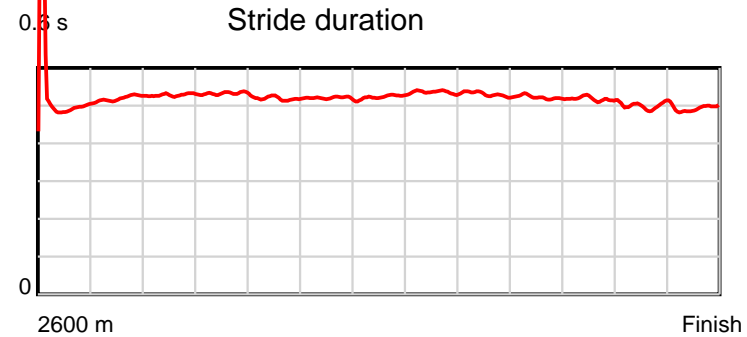
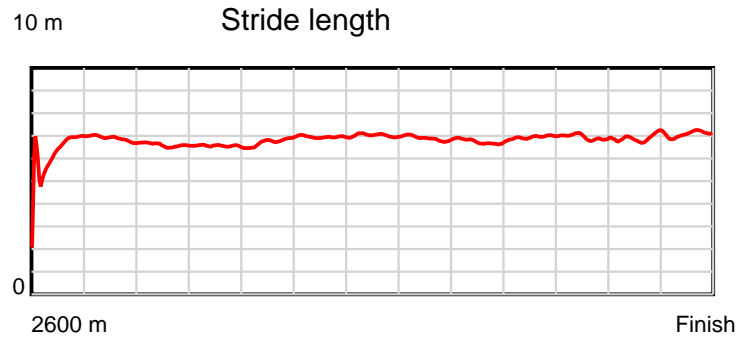
Disclaimer.

HRNZ and NZMTC and Thoroughbred Ratings Pty Ltd accepts no responsibility for the completeness or accuracy of any of the information contained herein, and makes no representations about its suitability for any particular purpose. Users should make their own judgements about those matters and/or seek independent advice. You assume all risks associated with use of the data provided on this page.

Race Results

August 22, 2019, Race 8, SWEET LOU - FULL AND CLOSED HANDICAP PACE, Distance 2600m, Addington - Survey 3200m

Result	TAB no.	Horse (Barrier)	2200m to	2000m to	1800m to	1600m to	1400m to	1200m to	1000m to	800m to	600m to	400m to	200m to	Total or	Margin
2nd	3	King Of Heroes (8)	2000m	1800m	1600m	1400m	1200m	1000m	800m	600m	400m	200m	WP	Average	
		Position in running (margin)	2(2.2)	2(2.5)	2(2.5)	3(4.6)	3(5.2)	3(4.2)	3(4.0)	4(4.3)	4(3.9)	4(3.6)	3(1.8)		0.70
		Sectional time (s)	16.08	16.18	15.31	14.81	14.86	15.50	15.81	14.98	14.95	14.41	13.95		
		Cumulative time (s)	166.84	150.76	134.58	119.27	104.46	89.60	74.10	58.29	43.31	28.36	13.95	3:17.86	
		Speed (m/s)	12.44	12.36	13.06	13.50	13.46	12.90	12.65	13.35	13.38	13.88	14.34	13.14	
		Stride length (m)	6.57	6.58	6.78	7.02	7.05	6.92	6.71	6.96	6.92	6.94	7.07	6.82	
		Stride duration (s)	0.528	0.532	0.519	0.520	0.524	0.536	0.530	0.522	0.518	0.500	0.493	0.519	
		Stride efficiency (%)	67.39	67.57	71.79	76.90	77.72	74.75	70.30	75.80	74.88	75.28	78.09	72.73	
		Stride count	30.46	30.41	29.51	28.51	28.36	28.92	29.82	28.72	28.89	28.81	28.29	381.10	



Note: Horizontal distance axis grid lines are 200m furlongs.

Disclaimer.

HRNZ and NZMTC and Thoroughbred Ratings Pty Ltd accepts no responsibility for the completeness or accuracy of any of the information contained herein, and makes no representations about its suitability for any particular purpose. Users should make their own judgements about those matters and/or seek independent advice. You assume all risks associated with use of the data provided on this page.



Race Results



August 22, 2019, Race 8, SWEET LOU - FULL AND CLOSED HANDICAP PACE, Distance 2600m, Addington - Survey 3200m

Result	TAB no.	Horse (Barrier)	2600 to	2400m to
3rd	9	Secret Bet (11)	2400m	2200m
		Position in running (margin)	-	4(7.3)
		Sectional time (s)	16.82	15.15
		Cumulative time (s)	198.13	181.31
		Speed (m/s)	11.89	13.20
		Stride length (m)	5.67	5.99
		Stride duration (s)	0.442	0.454
		Stride efficiency (%)	50.17	56.13
		Stride count	35.30	33.37

Disclaimer.

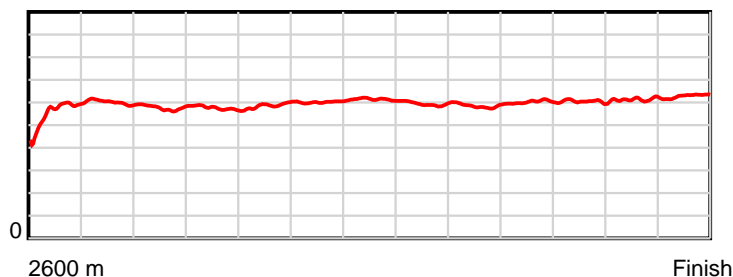
HRNZ and NZMTC and Thoroughbred Ratings Pty Ltd accepts no responsibility for the completeness or accuracy of any of the information contained herein, and makes no representations about its suitability for any particular purpose. Users should make their own judgements about those matters and/or seek independent advice. You assume all risks associated with use of the data provided on this page.

Race Results

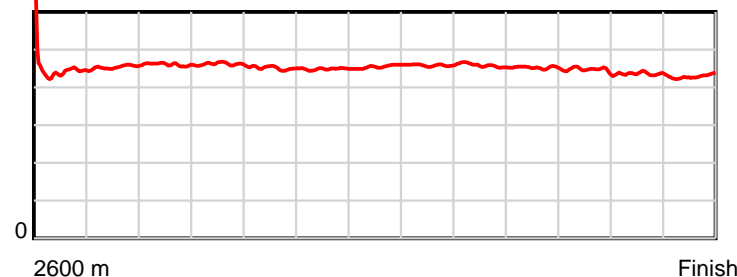
August 22, 2019, Race 8, SWEET LOU - FULL AND CLOSED HANDICAP PACE, Distance 2600m, Addington - Survey 3200m

Result	TAB no.	Horse (Barrier)	2200m to	2000m to	1800m to	1600m to	1400m to	1200m to	1000m to	800m to	600m to	400m to	200m to	Total or	Margin
3rd	9	Secret Bet (11)	2000m	1800m	1600m	1400m	1200m	1000m	800m	600m	400m	200m	WP	Average	
		Position in running (margin)	4(7.2)	4(7.3)	5(6.2)	7(8.8)	7(9.3)	7(7.8)	7(7.7)	8(8.0)	8(7.9)	8(6.8)	7(4.8)		2.20
		Sectional time (s)	16.04	16.01	15.40	14.80	14.77	15.51	15.81	15.03	14.81	14.39	13.59		
		Cumulative time (s)	166.16	150.12	134.11	118.71	103.91	89.14	73.63	57.82	42.79	27.98	13.59	3:18.13	
		Speed (m/s)	12.47	12.49	12.99	13.51	13.54	12.89	12.65	13.31	13.50	13.90	14.72	13.12	
		Stride length (m)	5.74	5.77	5.86	6.06	6.16	5.91	5.80	6.02	6.02	6.06	6.32	5.95	
		Stride duration (s)	0.461	0.462	0.451	0.449	0.455	0.458	0.458	0.452	0.446	0.436	0.430	0.453	
		Stride efficiency (%)	51.57	51.97	53.62	57.44	59.34	54.62	52.48	56.55	56.62	57.31	62.42	55.25	
		Stride count	34.81	34.68	34.14	32.99	32.46	33.83	34.51	33.25	33.23	33.03	31.65	437.25	

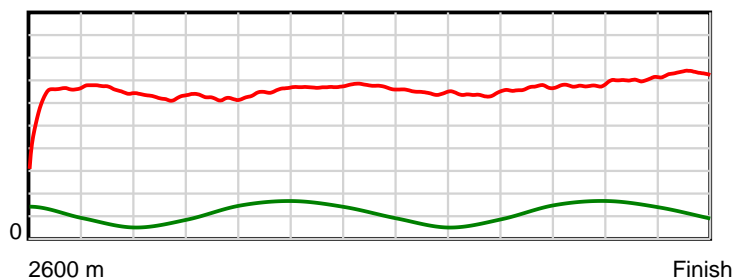
10 m Stride length



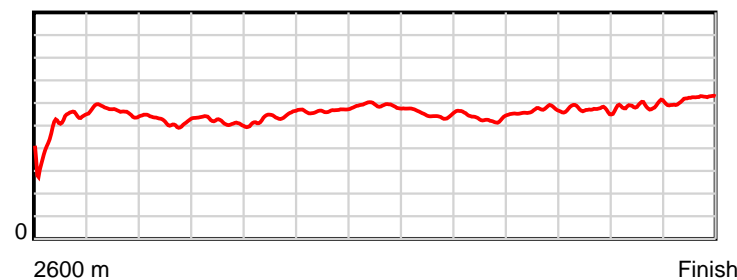
0.6 s Stride duration



20 m/sec Speed



100 % Stride efficiency



Note: Horizontal distance axis grid lines are 200m furlongs.

Disclaimer.

HRNZ and NZMTC and Thoroughbred Ratings Pty Ltd accepts no responsibility for the completeness or accuracy of any of the information contained herein, and makes no representations about its suitability for any particular purpose. Users should make their own judgements about those matters and/or seek independent advice. You assume all risks associated with use of the data provided on this page.



Race Results



August 22, 2019, Race 8, SWEET LOU - FULL AND CLOSED HANDICAP PACE, Distance 2600m, Addington - Survey 3200m

Result	TAB no.	Horse (Barrier)	2600 to	2400m to
4th	5	Only In Americ... (2)	2400m	2200m
		Position in running (margin)	-	7(13.0)
		Sectional time (s)	17.53	15.35
		Cumulative time (s)	198.15	180.62
		Speed (m/s)	11.41	13.03
		Stride length (m)	5.48	6.28
		Stride duration (s)	0.443	0.482
		Stride efficiency (%)	46.95	61.58
		Stride count	36.49	31.86

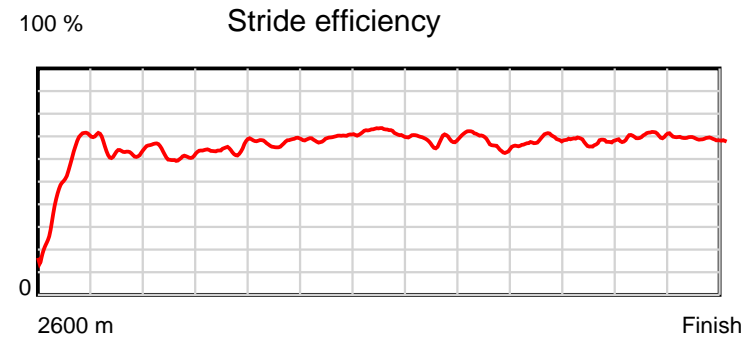
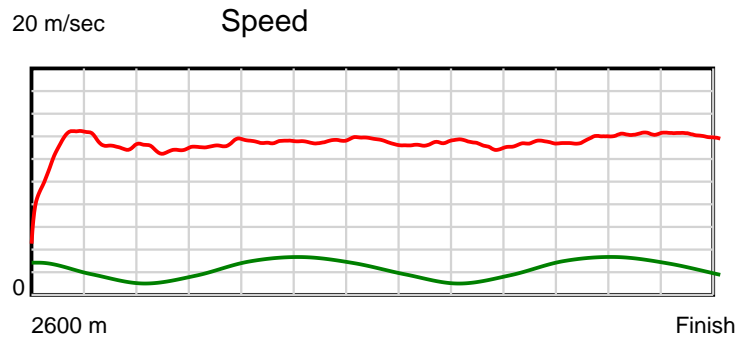
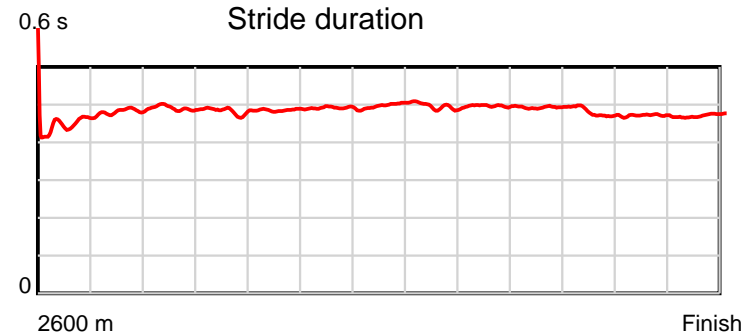
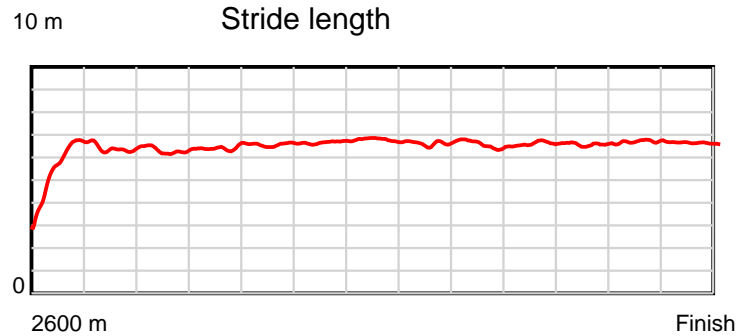
Disclaimer.

HRNZ and NZMTC and Thoroughbred Ratings Pty Ltd accepts no responsibility for the completeness or accuracy of any of the information contained herein, and makes no representations about its suitability for any particular purpose. Users should make their own judgements about those matters and/or seek independent advice. You assume all risks associated with use of the data provided on this page.

Race Results

August 22, 2019, Race 8, SWEET LOU - FULL AND CLOSED HANDICAP PACE, Distance 2600m, Addington - Survey 3200m

Result	TAB no.	Horse (Barrier)	2200m to	2000m to	1800m to	1600m to	1400m to	1200m to	1000m to	800m to	600m to	400m to	200m to	Total or	Margin
4th	5	Only In Americ... (2)	2000m	1800m	1600m	1400m	1200m	1000m	800m	600m	400m	200m	WP	Average	
		Position in running (margin)	7(14.1)	7(13.7)	7(7.0)	6(7.8)	6(8.5)	6(7.1)	6(6.4)	5(4.9)	5(4.4)	5(3.7)	2(1.1)		2.40
		Sectional time (s)	15.94	15.07	15.10	14.84	14.80	15.39	15.52	14.96	14.88	14.29	14.48		
		Cumulative time (s)	165.27	149.33	134.26	119.16	104.32	89.52	74.13	58.61	43.65	28.77	14.48	3:18.15	
		Speed (m/s)	12.55	13.27	13.25	13.48	13.51	13.00	12.89	13.37	13.44	14.00	13.81	13.12	
		Stride length (m)	6.16	6.41	6.43	6.62	6.73	6.43	6.40	6.58	6.42	6.60	6.52	6.37	
		Stride duration (s)	0.491	0.483	0.486	0.491	0.498	0.495	0.496	0.492	0.477	0.471	0.472	0.486	
		Stride efficiency (%)	59.23	64.14	64.61	68.51	70.79	64.64	63.94	67.74	64.34	67.97	66.35	63.46	
		Stride count	32.49	31.22	31.10	30.20	29.71	31.10	31.27	30.38	31.17	30.33	30.69	408.01	



Note: Horizontal distance axis grid lines are 200m furlongs.

Disclaimer.

HRNZ and NZMTC and Thoroughbred Ratings Pty Ltd accepts no responsibility for the completeness or accuracy of any of the information contained herein, and makes no representations about its suitability for any particular purpose. Users should make their own judgements about those matters and/or seek independent advice. You assume all risks associated with use of the data provided on this page.



Race Results



August 22, 2019, Race 8, SWEET LOU - FULL AND CLOSED HANDICAP PACE, Distance 2600m, Addington - Survey 3200m

Result	TAB no.	Horse (Barrier)	2600 to	2400m to
5th	4	Woodlea Explor... (10)	2400m	2200m
		Position in running (margin)	-	1(0.0)
		Sectional time (s)	15.60	15.16
		Cumulative time (s)	198.16	182.56
		Speed (m/s)	12.82	13.19
		Stride length (m)	5.32	5.93
		Stride duration (s)	0.412	0.450
		Stride efficiency (%)	44.19	54.98
		Stride count	37.61	33.72

Disclaimer.

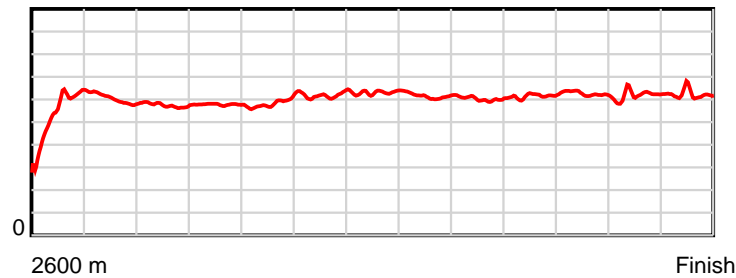
HRNZ and NZMTC and Thoroughbred Ratings Pty Ltd accepts no responsibility for the completeness or accuracy of any of the information contained herein, and makes no representations about its suitability for any particular purpose. Users should make their own judgements about those matters and/or seek independent advice. You assume all risks associated with use of the data provided on this page.

Race Results

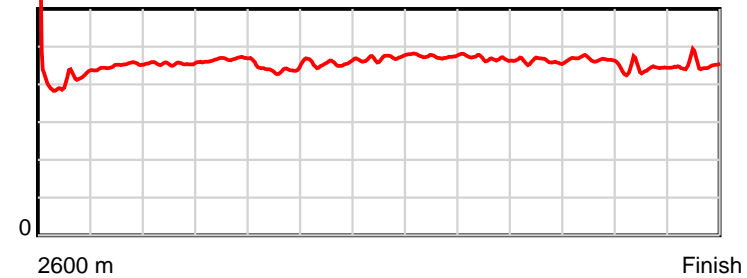
August 22, 2019, Race 8, SWEET LOU - FULL AND CLOSED HANDICAP PACE, Distance 2600m, Addington - Survey 3200m

Result	TAB no.	Horse (Barrier)	2200m to	2000m to	1800m to	1600m to	1400m to	1200m to	1000m to	800m to	600m to	400m to	200m to	Total or	Margin
5th	4	Woodlea Explor... (10)	2000m	1800m	1600m	1400m	1200m	1000m	800m	600m	400m	200m	WP	Average	
		Position in running (margin)	1(0.0)	1(0.0)	1(0.0)	2(1.8)	2(1.7)	2(1.5)	2(1.9)	2(1.9)	2(1.8)	2(1.8)	1(0.0)		2.40
		Sectional time (s)	16.02	16.19	15.27	14.70	15.00	15.57	15.77	15.04	15.00	14.41	14.43		
		Cumulative time (s)	167.40	151.38	135.19	119.92	105.22	90.22	74.65	58.88	43.84	28.84	14.43	3:18.16	
		Speed (m/s)	12.48	12.35	13.10	13.61	13.33	12.85	12.68	13.30	13.33	13.88	13.86	13.12	
		Stride length (m)	5.67	5.76	5.79	6.20	6.26	6.09	5.95	6.14	6.22	6.10	6.24	5.96	
		Stride duration (s)	0.455	0.466	0.442	0.456	0.469	0.474	0.469	0.461	0.466	0.440	0.450	0.454	
		Stride efficiency (%)	50.30	51.85	52.37	60.15	61.16	58.02	55.23	58.86	60.43	58.19	60.75	55.54	
		Stride count	35.25	34.72	34.55	32.24	31.97	32.82	33.64	32.59	32.16	32.77	32.08	436.12	

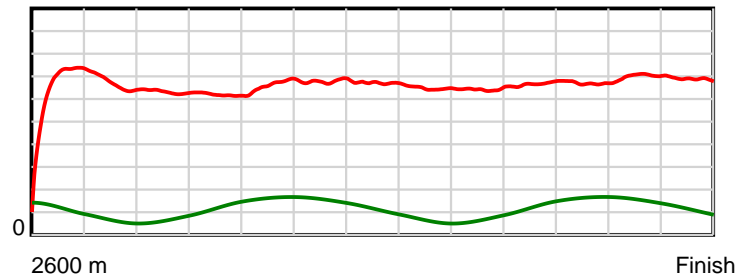
10 m Stride length



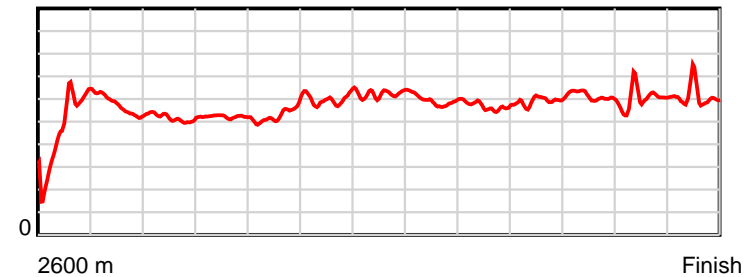
0.6 s Stride duration



20 m/sec Speed



100 % Stride efficiency



Note: Horizontal distance axis grid lines are 200m furlongs.

Disclaimer.

HRNZ and NZMTC and Thoroughbred Ratings Pty Ltd accepts no responsibility for the completeness or accuracy of any of the information contained herein, and makes no representations about its suitability for any particular purpose. Users should make their own judgements about those matters and/or seek independent advice. You assume all risks associated with use of the data provided on this page.



Race Results



August 22, 2019, Race 8, SWEET LOU - FULL AND CLOSED HANDICAP PACE, Distance 2600m, Addington - Survey 3200m

Result	TAB no.	Horse (Barrier)	2600 to	2400m to
6th	8	Santanna Mach (9)	2400m	2200m
		Position in running (margin)	-	5(9.0)
		Sectional time (s)	16.95	15.20
		Cumulative time (s)	198.28	181.33
		Speed (m/s)	11.80	13.16
		Stride length (m)	5.83	6.06
		Stride duration (s)	0.449	0.460
		Stride efficiency (%)	53.18	57.33
		Stride count	34.28	33.02

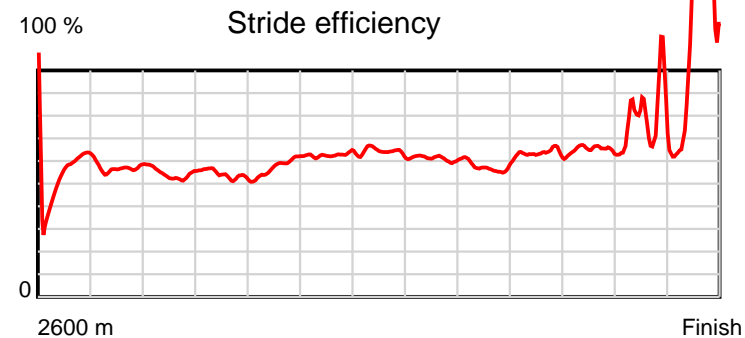
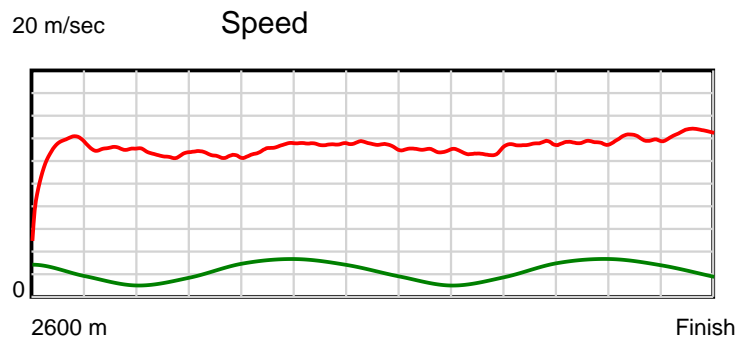
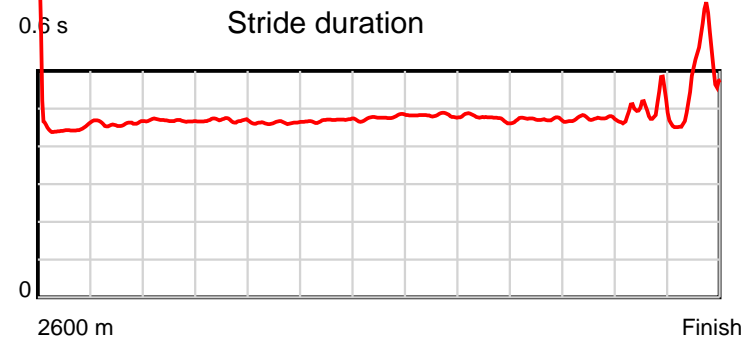
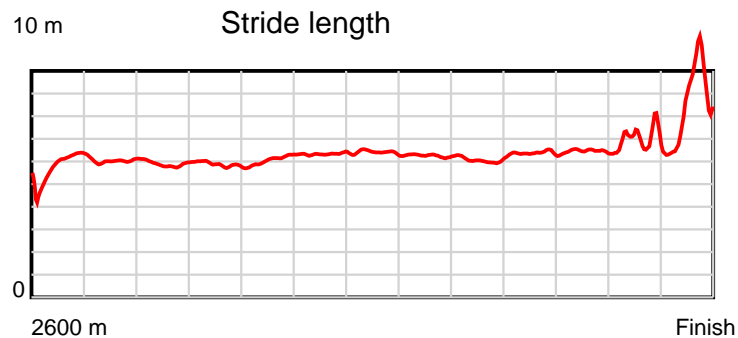
Disclaimer.

HRNZ and NZMTC and Thoroughbred Ratings Pty Ltd accepts no responsibility for the completeness or accuracy of any of the information contained herein, and makes no representations about its suitability for any particular purpose. Users should make their own judgements about those matters and/or seek independent advice. You assume all risks associated with use of the data provided on this page.

Race Results

August 22, 2019, Race 8, SWEET LOU - FULL AND CLOSED HANDICAP PACE, Distance 2600m, Addington - Survey 3200m

Result	TAB no.	Horse (Barrier)	2200m to	2000m to	1800m to	1600m to	1400m to	1200m to	1000m to	800m to	600m to	400m to	200m to	Total or	Margin
6th	8	Santanna Mach (9)	2000m	1800m	1600m	1400m	1200m	1000m	800m	600m	400m	200m	WP	Average	
		Position in running (margin)	5(9.2)	5(9.2)	8(8.2)	9(10.2)	9(10.6)	9(9.5)	9(9.3)	10(9.8)	10(9.1)	10(8.2)	9(5.9)		3.10
		Sectional time (s)	16.03	16.02	15.30	14.79	14.84	15.49	15.84	14.93	14.85	14.33	13.71		
		Cumulative time (s)	166.13	150.10	134.08	118.78	103.99	89.15	73.66	57.82	42.89	28.04	13.71	3:18.28	
		Speed (m/s)	12.48	12.48	13.07	13.52	13.48	12.91	12.63	13.40	13.47	13.96	14.59	13.11	
		Stride length (m)	5.84	5.85	6.04	6.34	6.42	6.22	6.00	6.32	6.38	6.80	7.73	6.26	
		Stride duration (s)	0.468	0.469	0.462	0.469	0.476	0.481	0.475	0.472	0.474	0.487	0.530	0.478	
		Stride efficiency (%)	53.37	53.54	57.10	62.90	64.45	60.37	56.29	62.36	63.59	72.24	93.38	61.26	
		Stride count	34.22	34.17	33.09	31.52	31.14	32.18	33.32	31.66	31.35	29.42	25.87	415.24	



Note: Horizontal distance axis grid lines are 200m furlongs.

Disclaimer.

HRNZ and NZMTC and Thoroughbred Ratings Pty Ltd accepts no responsibility for the completeness or accuracy of any of the information contained herein, and makes no representations about its suitability for any particular purpose. Users should make their own judgements about those matters and/or seek independent advice. You assume all risks associated with use of the data provided on this page.



Race Results



August 22, 2019, Race 8, SWEET LOU - FULL AND CLOSED HANDICAP PACE, Distance 2600m, Addington - Survey 3200m

Result	TAB no.	Horse (Barrier)	2600 to	2400m to
7th	10	Copperhead Ros... (3)	2400m	2200m
		Position in running (margin)	-	9(15.9)
		Sectional time (s)	18.15	15.48
		Cumulative time (s)	198.44	180.29
		Speed (m/s)	11.02	12.92
		Stride length (m)	5.61	5.88
		Stride duration (s)	0.429	0.455
		Stride efficiency (%)	49.16	54.08
		Stride count	35.66	34.00

Disclaimer.

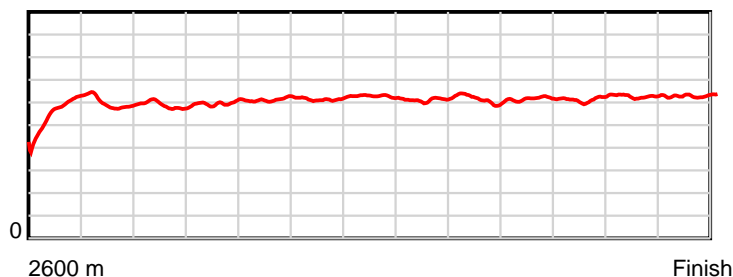
HRNZ and NZMTC and Thoroughbred Ratings Pty Ltd accepts no responsibility for the completeness or accuracy of any of the information contained herein, and makes no representations about its suitability for any particular purpose. Users should make their own judgements about those matters and/or seek independent advice. You assume all risks associated with use of the data provided on this page.

Race Results

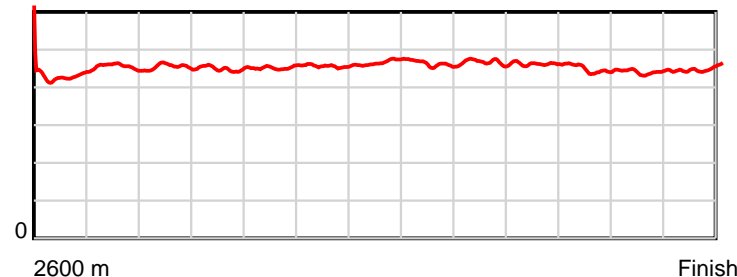
August 22, 2019, Race 8, SWEET LOU - FULL AND CLOSED HANDICAP PACE, Distance 2600m, Addington - Survey 3200m

Result	TAB no.	Horse (Barrier)	2200m to	2000m to	1800m to	1600m to	1400m to	1200m to	1000m to	800m to	600m to	400m to	200m to	Total or	Margin
7th	10	Copperhead Ros... (3)	2000m	1800m	1600m	1400m	1200m	1000m	800m	600m	400m	200m	WP	Average	
		Position in running (margin)	9(17.8)	9(16.1)	9(9.4)	8(9.1)	8(10.2)	8(8.9)	8(8.1)	7(6.7)	7(6.2)	6(5.4)	4(3.2)		4.10
		Sectional time (s)	15.73	15.07	14.93	14.90	14.81	15.39	15.54	14.95	14.87	14.34	14.28		
		Cumulative time (s)	164.81	149.08	134.01	119.08	104.18	89.37	73.98	58.44	43.49	28.62	14.28	3:18.44	
		Speed (m/s)	12.71	13.27	13.40	13.42	13.50	13.00	12.87	13.38	13.45	13.95	14.01	13.10	
		Stride length (m)	5.78	5.97	6.05	6.12	6.31	6.00	6.01	6.18	6.01	6.14	6.30	6.02	
		Stride duration (s)	0.454	0.450	0.452	0.456	0.467	0.462	0.467	0.462	0.447	0.441	0.450	0.460	
		Stride efficiency (%)	52.13	55.69	57.26	58.62	62.14	56.27	56.53	59.59	56.47	59.00	61.97	56.67	
		Stride count	34.63	33.50	33.04	32.66	31.72	33.33	33.25	32.39	33.27	32.55	31.76	431.76	

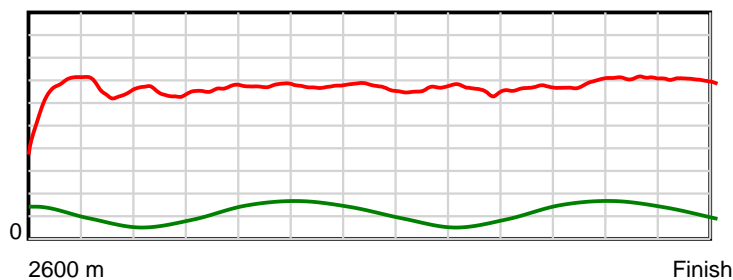
10 m Stride length



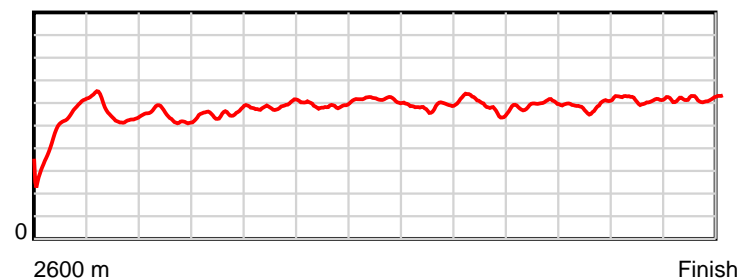
0.6 s Stride duration



20 m/sec Speed



100 % Stride efficiency



Note: Horizontal distance axis grid lines are 200m furlongs.

Disclaimer.

HRNZ and NZMTC and Thoroughbred Ratings Pty Ltd accepts no responsibility for the completeness or accuracy of any of the information contained herein, and makes no representations about its suitability for any particular purpose. Users should make their own judgements about those matters and/or seek independent advice. You assume all risks associated with use of the data provided on this page.



Race Results



August 22, 2019, Race 8, SWEET LOU - FULL AND CLOSED HANDICAP PACE, Distance 2600m, Addington - Survey 3200m

Result	TAB no.	Horse (Barrier)	2600 to	2400m to
8th	12	Pay Me Visa (4)	2400m	2200m
		Position in running (margin)	-	12(23.0)
		Sectional time (s)	19.21	14.85
		Cumulative time (s)	199.19	179.98
		Speed (m/s)	10.41	13.47
		Stride length (m)	5.82	6.08
		Stride duration (s)	0.429	0.451
		Stride efficiency (%)	52.86	57.69
		Stride count	34.39	32.92

Disclaimer.

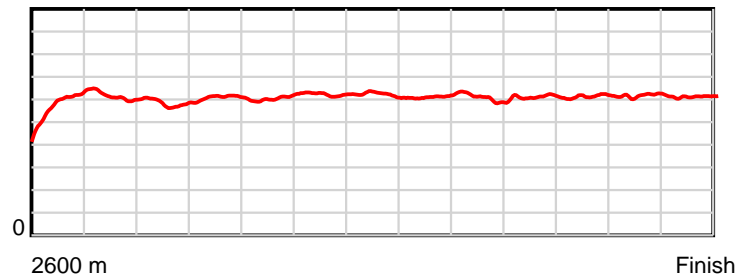
HRNZ and NZMTC and Thoroughbred Ratings Pty Ltd accepts no responsibility for the completeness or accuracy of any of the information contained herein, and makes no representations about its suitability for any particular purpose. Users should make their own judgements about those matters and/or seek independent advice. You assume all risks associated with use of the data provided on this page.

Race Results

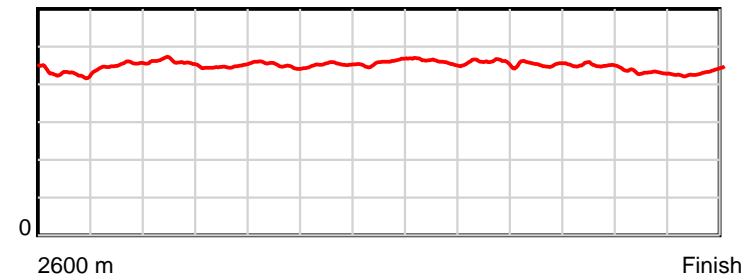
August 22, 2019, Race 8, SWEET LOU - FULL AND CLOSED HANDICAP PACE, Distance 2600m, Addington - Survey 3200m

Result	TAB no.	Horse (Barrier)	2200m to	2000m to	1800m to	1600m to	1400m to	1200m to	1000m to	800m to	600m to	400m to	200m to	Total or	Margin
8th	12	Pay Me Visa (4)	2000m	1800m	1600m	1400m	1200m	1000m	800m	600m	400m	200m	WP	Average	
		Position in running (margin)	11(21.1)	11(21.5)	11(12.8)	12(13.8)	12(14.1)	12(13.0)	12(12.2)	11(10.4)	11(9.6)	11(9.7)	11(8.0)		8.50
		Sectional time (s)	16.08	14.74	15.14	14.78	14.85	15.38	15.47	14.91	15.00	14.44	14.34		
		Cumulative time (s)	165.13	149.05	134.31	119.17	104.39	89.54	74.16	58.69	43.78	28.78	14.34	3:19.19	
		Speed (m/s)	12.44	13.57	13.21	13.53	13.47	13.00	12.93	13.41	13.33	13.85	13.95	13.05	
		Stride length (m)	5.72	6.06	5.96	6.13	6.18	5.97	5.93	6.09	5.99	5.97	6.05	5.99	
		Stride duration (s)	0.460	0.447	0.451	0.453	0.459	0.460	0.459	0.454	0.450	0.431	0.434	0.459	
		Stride efficiency (%)	51.17	57.45	55.48	58.72	59.75	55.79	54.92	58.00	56.14	55.71	57.27	56.15	
		Stride count	34.95	32.98	33.57	32.63	32.34	33.47	33.74	32.83	33.37	33.50	33.04	433.73	

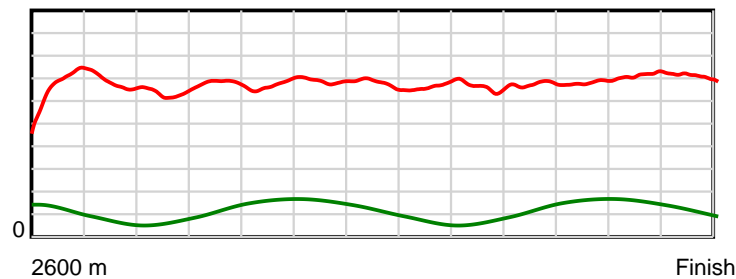
10 m Stride length



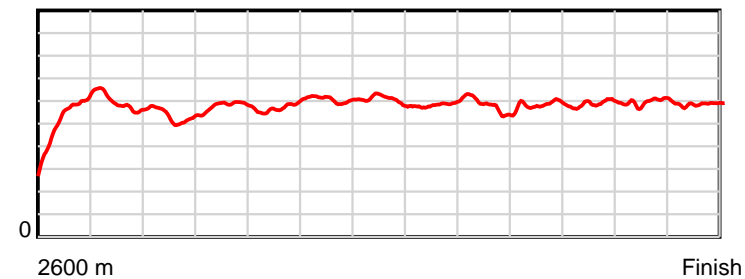
0.6 s Stride duration



20 m/sec Speed



100 % Stride efficiency



Note: Horizontal distance axis grid lines are 200m furlongs.

Disclaimer.

HRNZ and NZMTC and Thoroughbred Ratings Pty Ltd accepts no responsibility for the completeness or accuracy of any of the information contained herein, and makes no representations about its suitability for any particular purpose. Users should make their own judgements about those matters and/or seek independent advice. You assume all risks associated with use of the data provided on this page.



Race Results



August 22, 2019, Race 8, SWEET LOU - FULL AND CLOSED HANDICAP PACE, Distance 2600m, Addington - Survey 3200m

Result	TAB no.	Horse (Barrier)	2600 to	2400m to
9th	7	Rollova (7)	2400m	2200m
		Position in running (margin)	-	11(22.8)
		Sectional time (s)	19.25	15.36
		Cumulative time (s)	199.28	180.03
		Speed (m/s)	10.39	13.02
		Stride length (m)	5.49	6.05
		Stride duration (s)	0.441	0.464
		Stride efficiency (%)	47.10	57.11
		Stride count	36.43	33.08

Disclaimer.

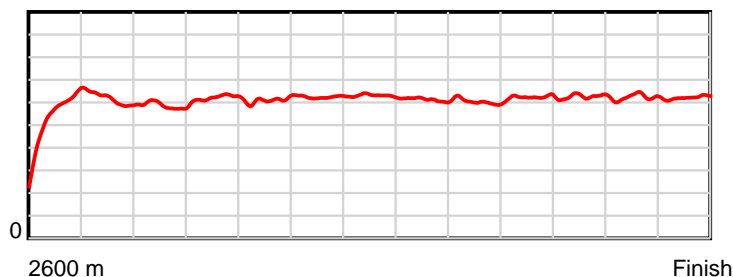
HRNZ and NZMTC and Thoroughbred Ratings Pty Ltd accepts no responsibility for the completeness or accuracy of any of the information contained herein, and makes no representations about its suitability for any particular purpose. Users should make their own judgements about those matters and/or seek independent advice. You assume all risks associated with use of the data provided on this page.

Race Results

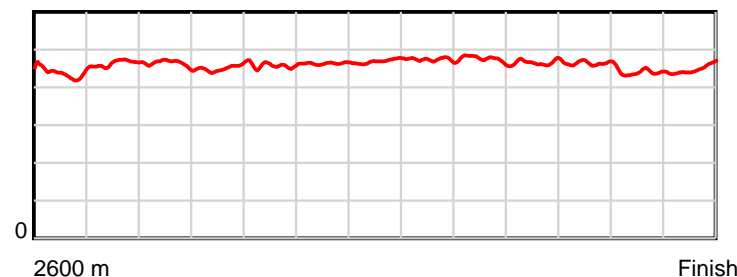
August 22, 2019, Race 8, SWEET LOU - FULL AND CLOSED HANDICAP PACE, Distance 2600m, Addington - Survey 3200m

Result	TAB no.	Horse (Barrier)	2200m to	2000m to	1800m to	1600m to	1400m to	1200m to	1000m to	800m to	600m to	400m to	200m to	Total or	Margin
9th	7	Rolova (7)	2000m	1800m	1600m	1400m	1200m	1000m	800m	600m	400m	200m	WP	Average	
		Position in running (margin)	12(24.0)	12(23.0)	12(13.0)	11(12.8)	11(13.0)	11(11.6)	11(11.5)	12(12.3)	12(11.7)	12(11.1)	10(7.1)		9.00
		Sectional time (s)	15.87	14.52	14.92	14.76	14.79	15.50	15.90	14.96	14.89	14.06	14.50		
		Cumulative time (s)	164.67	148.80	134.28	119.36	104.60	89.81	74.31	58.41	43.45	28.56	14.50	3:19.28	
		Speed (m/s)	12.60	13.77	13.40	13.55	13.52	12.90	12.58	13.37	13.43	14.22	13.79	13.05	
		Stride length (m)	5.83	6.23	6.13	6.28	6.35	6.10	5.97	6.24	6.22	6.24	6.22	6.10	
		Stride duration (s)	0.463	0.452	0.457	0.463	0.470	0.473	0.475	0.467	0.464	0.439	0.451	0.467	
		Stride efficiency (%)	53.11	60.69	58.70	61.58	63.03	58.22	55.71	60.86	60.55	60.86	60.41	58.06	
		Stride count	34.31	32.09	32.63	31.86	31.49	32.77	33.50	32.05	32.13	32.05	32.17	426.56	

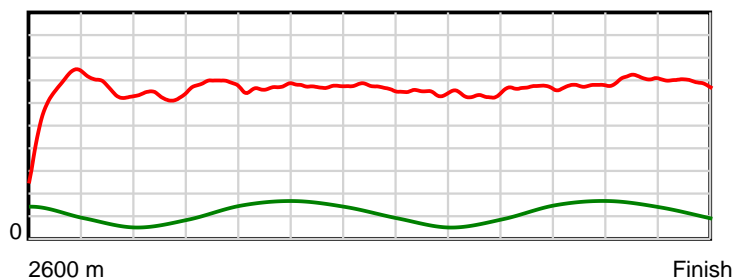
10 m Stride length



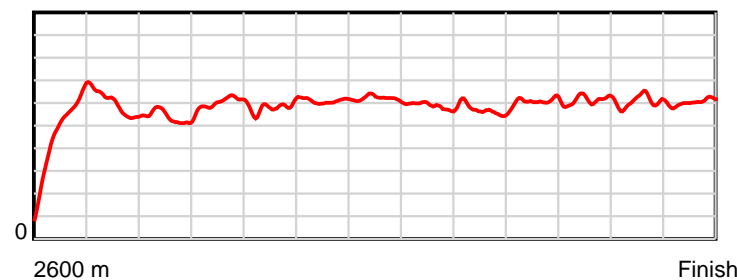
0.6 s Stride duration



20 m/sec Speed



100 % Stride efficiency



Note: Horizontal distance axis grid lines are 200m furlongs.

Disclaimer.

HRNZ and NZMTC and Thoroughbred Ratings Pty Ltd accepts no responsibility for the completeness or accuracy of any of the information contained herein, and makes no representations about its suitability for any particular purpose. Users should make their own judgements about those matters and/or seek independent advice. You assume all risks associated with use of the data provided on this page.



Race Results



August 22, 2019, Race 8, SWEET LOU - FULL AND CLOSED HANDICAP PACE, Distance 2600m, Addington - Survey 3200m

Result	TAB no.	Horse (Barrier)	2600 to	2400m to
10th	2	Royal Jester (6)	2400m	2200m
		Position in running (margin)	-	10(17.5)
		Sectional time (s)	18.48	15.60
		Cumulative time (s)	199.69	181.21
		Speed (m/s)	10.82	12.82
		Stride length (m)	4.74	5.69
		Stride duration (s)	0.422	0.444
		Stride efficiency (%)	35.05	50.64
		Stride count	42.23	35.13

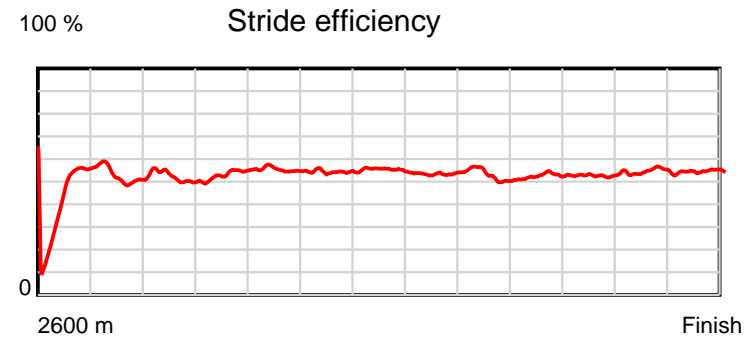
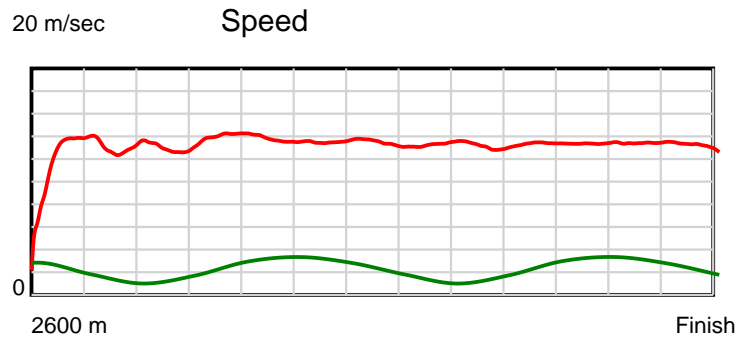
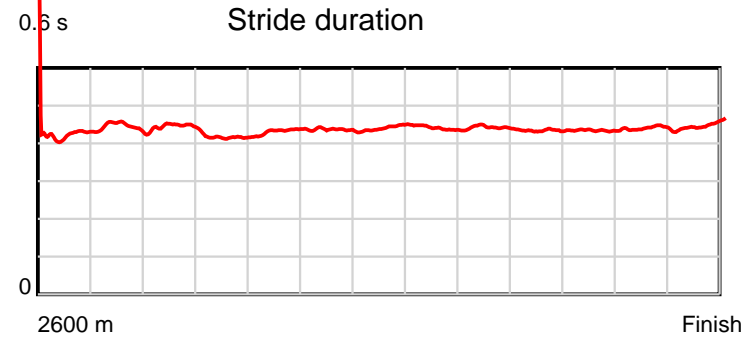
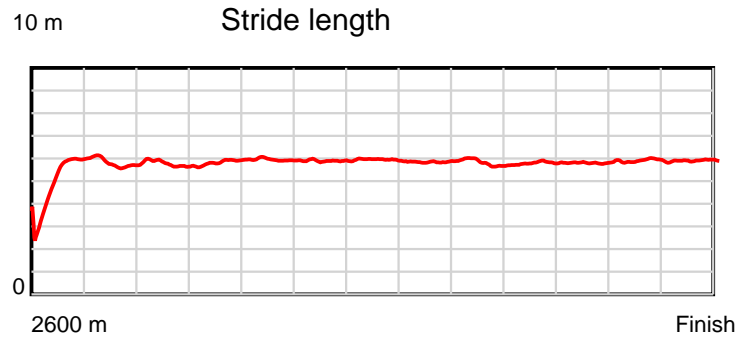
Disclaimer.

HRNZ and NZMTC and Thoroughbred Ratings Pty Ltd accepts no responsibility for the completeness or accuracy of any of the information contained herein, and makes no representations about its suitability for any particular purpose. Users should make their own judgements about those matters and/or seek independent advice. You assume all risks associated with use of the data provided on this page.

Race Results

August 22, 2019, Race 8, SWEET LOU - FULL AND CLOSED HANDICAP PACE, Distance 2600m, Addington - Survey 3200m

Result	TAB no.	Horse (Barrier)	2200m to	2000m to	1800m to	1600m to	1400m to	1200m to	1000m to	800m to	600m to	400m to	200m to	Total or	Margin
10th	2	Royal Jester (6)	2000m	1800m	1600m	1400m	1200m	1000m	800m	600m	400m	200m	WP	Average	
		Position in running (margin)	10(20.1)	10(18.1)	6(6.8)	4(5.6)	4(6.3)	4(5.2)	4(4.2)	3(2.7)	3(2.6)	3(3.5)	8(5.0)		11.40
		Sectional time (s)	15.69	14.31	14.76	14.84	14.85	15.34	15.53	15.02	15.15	14.98	15.14		
		Cumulative time (s)	165.61	149.92	135.61	120.85	106.01	91.16	75.82	60.29	45.27	30.12	15.14	3:19.69	
		Speed (m/s)	12.75	13.98	13.55	13.48	13.47	13.04	12.88	13.32	13.20	13.35	13.21	13.02	
		Stride length (m)	5.68	5.82	5.86	5.87	5.95	5.74	5.69	5.78	5.74	5.87	5.94	5.70	
		Stride duration (s)	0.445	0.416	0.432	0.436	0.441	0.440	0.442	0.434	0.435	0.439	0.449	0.438	
		Stride efficiency (%)	50.36	52.86	53.66	53.89	55.24	51.51	50.67	52.18	51.44	53.78	55.10	50.80	
		Stride count	35.23	34.39	34.13	34.06	33.64	34.84	35.12	34.61	34.86	34.09	33.68	456.01	



Note: Horizontal distance axis grid lines are 200m furlongs.

Disclaimer.

HRNZ and NZMTC and Thoroughbred Ratings Pty Ltd accepts no responsibility for the completeness or accuracy of any of the information contained herein, and makes no representations about its suitability for any particular purpose. Users should make their own judgements about those matters and/or seek independent advice. You assume all risks associated with use of the data provided on this page.



Race Results



August 22, 2019, Race 8, SWEET LOU - FULL AND CLOSED HANDICAP PACE, Distance 2600m, Addington - Survey 3200m

Result	TAB no.	Horse (Barrier)	2600 to	2400m to
11th	11	Aveross Rustle... (0)	2400m	2200m
		Position in running (margin)	-	6(11.7)
		Sectional time (s)	17.52	15.12
		Cumulative time (s)	199.85	182.33
		Speed (m/s)	11.41	13.23
		Stride length (m)	5.76	5.73
		Stride duration (s)	0.420	0.434
		Stride efficiency (%)	51.85	51.37
		Stride count	34.72	34.88

Disclaimer.

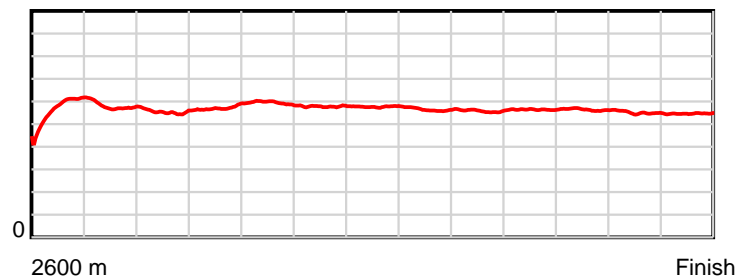
HRNZ and NZMTC and Thoroughbred Ratings Pty Ltd accepts no responsibility for the completeness or accuracy of any of the information contained herein, and makes no representations about its suitability for any particular purpose. Users should make their own judgements about those matters and/or seek independent advice. You assume all risks associated with use of the data provided on this page.

Race Results

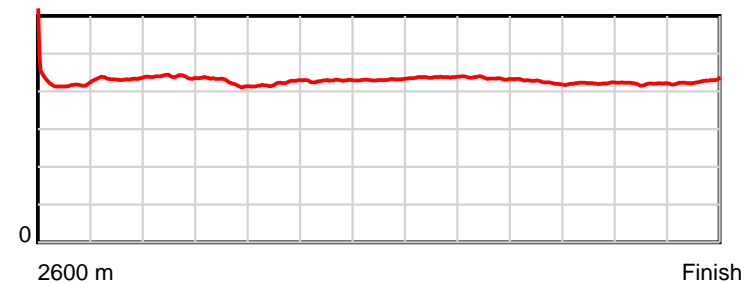
August 22, 2019, Race 8, SWEET LOU - FULL AND CLOSED HANDICAP PACE, Distance 2600m, Addington - Survey 3200m

Result	TAB no.	Horse (Barrier)	2200m to	2000m to	1800m to	1600m to	1400m to	1200m to	1000m to	800m to	600m to	400m to	200m to	Total or	Margin
11th	11	Aveross Rustle... (0)	2000m	1800m	1600m	1400m	1200m	1000m	800m	600m	400m	200m	WP	Average	
		Position in running (margin)	6(11.5)	6(11.9)	3(3.8)	1(0.0)	1(0.0)	1(0.0)	1(0.0)	1(0.0)	1(0.0)	1(0.0)	5(3.2)		12.30
		Sectional time (s)	16.08	14.84	14.34	14.72	15.03	15.52	15.77	15.05	15.00	15.25	15.61		
		Cumulative time (s)	167.21	151.13	136.29	121.95	107.23	92.20	76.68	60.91	45.86	30.86	15.61	3:19.85	
		Speed (m/s)	12.44	13.48	13.95	13.59	13.31	12.89	12.68	13.29	13.33	13.11	12.81	13.01	
		Stride length (m)	5.46	5.73	5.88	5.82	5.74	5.64	5.52	5.65	5.62	5.51	5.46	5.65	
		Stride duration (s)	0.439	0.425	0.421	0.428	0.431	0.437	0.435	0.425	0.422	0.420	0.426	0.434	
		Stride efficiency (%)	46.56	51.26	54.02	52.95	51.41	49.67	47.53	49.88	49.39	47.45	46.65	49.92	
		Stride count	36.64	34.92	34.02	34.36	34.87	35.47	36.26	35.40	35.57	36.30	36.60	460.01	

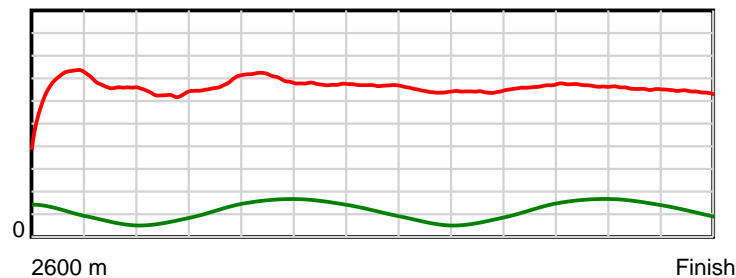
10 m Stride length



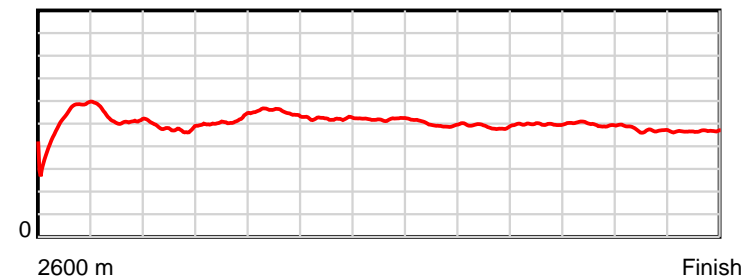
0.6 s Stride duration



20 m/sec Speed



100 % Stride efficiency



Note: Horizontal distance axis grid lines are 200m furlongs.

Disclaimer.

HRNZ and NZMTC and Thoroughbred Ratings Pty Ltd accepts no responsibility for the completeness or accuracy of any of the information contained herein, and makes no representations about its suitability for any particular purpose. Users should make their own judgements about those matters and/or seek independent advice. You assume all risks associated with use of the data provided on this page.



Race Results



August 22, 2019, Race 8, SWEET LOU - FULL AND CLOSED HANDICAP PACE, Distance 2600m, Addington - Survey 3200m

Result	TAB no.	Horse (Barrier)	2600 to	2400m to
12th	6	God Only Knows (5)	2400m	2200m
		Position in running (margin)	-	8(13.3)
		Sectional time (s)	17.72	15.57
		Cumulative time (s)	201.53	183.81
		Speed (m/s)	11.28	12.85
		Stride length (m)	5.49	5.95
		Stride duration (s)	0.441	0.463
		Stride efficiency (%)	47.14	55.36
		Stride count	36.42	33.60

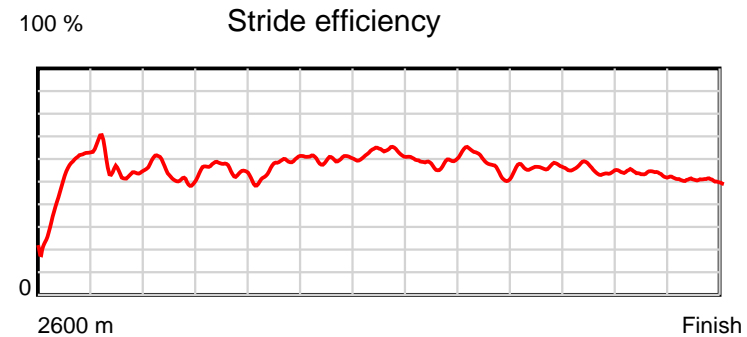
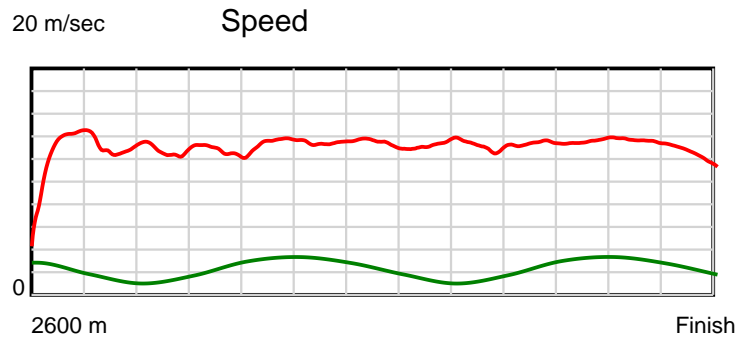
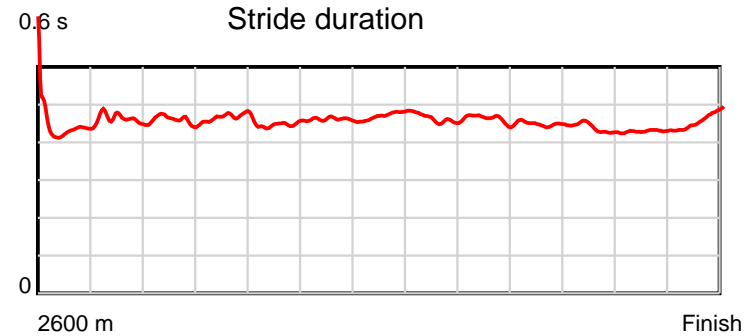
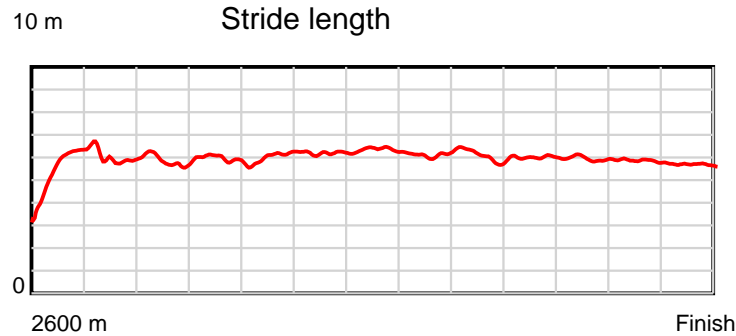
Disclaimer.

HRNZ and NZMTC and Thoroughbred Ratings Pty Ltd accepts no responsibility for the completeness or accuracy of any of the information contained herein, and makes no representations about its suitability for any particular purpose. Users should make their own judgements about those matters and/or seek independent advice. You assume all risks associated with use of the data provided on this page.

Race Results

August 22, 2019, Race 8, SWEET LOU - FULL AND CLOSED HANDICAP PACE, Distance 2600m, Addington - Survey 3200m

Result	TAB no.	Horse (Barrier)	2200m to	2000m to	1800m to	1600m to	1400m to	1200m to	1000m to	800m to	600m to	400m to	200m to	Total or	Margin
12th	6	God Only Knows (5)	2000m	1800m	1600m	1400m	1200m	1000m	800m	600m	400m	200m	WP	Average	
		Position in running (margin)	8(15.8)	8(13.7)	10(10.5)	10(11.0)	10(12.1)	10(11.1)	10(9.9)	9(8.5)	9(8.0)	9(8.1)	12(9.3)		22.20
		Sectional time (s)	15.68	15.66	15.05	14.90	14.86	15.33	15.52	14.96	15.02	14.92	16.34		
		Cumulative time (s)	168.24	152.56	136.90	121.85	106.95	92.09	76.76	61.24	46.28	31.26	16.34	3:21.53	
		Speed (m/s)	12.76	12.77	13.29	13.42	13.46	13.05	12.89	13.37	13.32	13.40	12.24	12.90	
		Stride length (m)	5.86	5.99	5.94	6.19	6.35	6.03	5.95	6.00	5.82	5.76	5.68	5.92	
		Stride duration (s)	0.459	0.469	0.447	0.461	0.472	0.462	0.462	0.449	0.437	0.430	0.464	0.459	
		Stride efficiency (%)	53.57	55.98	55.18	59.86	62.95	56.87	55.37	56.19	52.96	51.82	50.35	54.69	
		Stride count	34.16	33.42	33.66	32.32	31.51	33.15	33.60	33.35	34.36	34.73	35.23	439.51	



Note: Horizontal distance axis grid lines are 200m furlongs.

Disclaimer.

HRNZ and NZMTC and Thoroughbred Ratings Pty Ltd accepts no responsibility for the completeness or accuracy of any of the information contained herein, and makes no representations about its suitability for any particular purpose. Users should make their own judgements about those matters and/or seek independent advice. You assume all risks associated with use of the data provided on this page.