



## Race Results

NZ Metropolitan Trotting Club Inc, HRNZ, September 06, 2019

Compilation date: September 6, 2019, 6:57:08 PM (NZST)

Copyright © 2019 HRNZ and NZMTC. All rights reserved.

### Trademarks.

StrideMASTER is a registered trademark of Thoroughbred Ratings Pty Ltd.

### Disclaimer.

HRNZ and NZMTC and Thoroughbred Ratings Pty Ltd accepts no responsibility for the completeness or accuracy of any of the information contained herein, and makes no representations about its suitability for any particular purpose. Users should make their own judgements about those matters and/or seek independent advice. You assume all risks associated with use of the data provided on this page.



# Race Results



September 06, 2019, Race 3, MCVICARS ITM (JUNIOR DRIVERS) MOBILE PACE, Distance 2600m, Addington - Survey 3200m

Result	TAB no.	Horse (Barrier)	2600 to	2400m to
1st	2	<b>Lets Hustle (2)</b>	<b>2400m</b>	<b>2200m</b>
		Position in running (margin)	-	5(6.4)
		Sectional time (s)	13.52	14.25
		Cumulative time (s)	198.64	185.12
		Speed (m/s)	14.80	14.04
		Stride length (m)	6.31	6.12
		Stride duration (s)	0.424	0.436
		Stride efficiency (%)	62.30	58.44
		Stride count	31.68	32.70

#### Disclaimer.

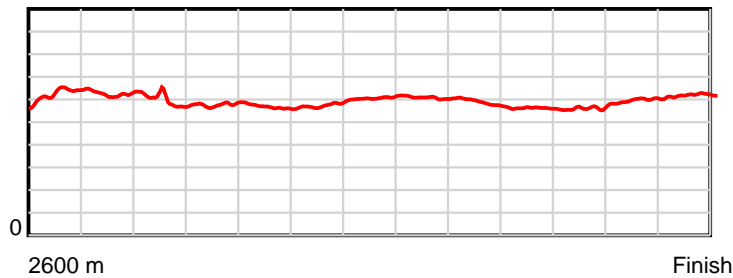
HRNZ and NZMTC and Thoroughbred Ratings Pty Ltd accepts no responsibility for the completeness or accuracy of any of the information contained herein, and makes no representations about its suitability for any particular purpose. Users should make their own judgements about those matters and/or seek independent advice. You assume all risks associated with use of the data provided on this page.

# Race Results

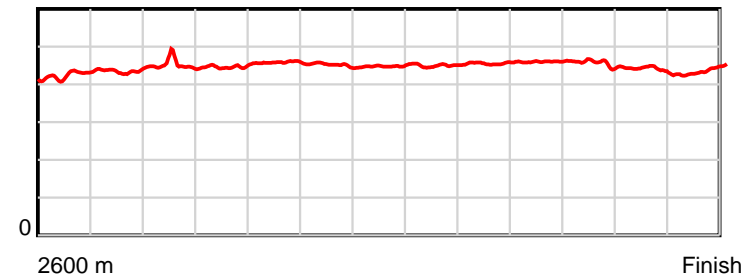
September 06, 2019, Race 3, MCVICARS ITM (JUNIOR DRIVERS) MOBILE PACE, Distance 2600m, Addington - Survey 3200m

Result	TAB no.	Horse (Barrier)	2200m to	2000m to	1800m to	1600m to	1400m to	1200m to	1000m to	800m to	600m to	400m to	200m to	Total or	Margin
1st	2	Lets Hustle (2)	2000m	1800m	1600m	1400m	1200m	1000m	800m	600m	400m	200m	WP	Average	
		Position in running (margin)	5(11.8)	5(11.9)	5(9.2)	5(9.1)	3(12.0)	4(7.8)	5(4.4)	4(3.8)	4(3.4)	3(1.3)	1(0.0)		0.00
		Sectional time (s)	15.24	15.48	16.39	15.87	14.76	15.06	15.87	16.44	16.57	15.01	14.18		
		Cumulative time (s)	170.87	155.63	140.15	123.76	107.89	93.13	78.07	62.20	45.76	29.19	14.18	3:18.64	
		Speed (m/s)	13.12	12.92	12.20	12.60	13.55	13.28	12.60	12.17	12.07	13.32	14.10	13.09	
		Stride length (m)	5.89	5.77	5.59	5.69	6.08	5.97	5.75	5.60	5.50	5.85	6.16	5.86	
		Stride duration (s)	0.449	0.447	0.458	0.451	0.448	0.450	0.456	0.460	0.456	0.439	0.437	0.448	
		Stride efficiency (%)	54.27	52.01	48.86	50.56	57.71	55.75	51.62	48.97	47.27	53.49	59.33	53.62	
		Stride count	33.94	34.67	35.77	35.16	32.91	33.48	34.80	35.73	36.36	34.18	32.46	443.84	

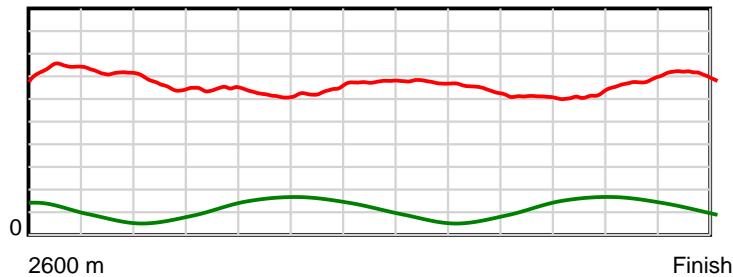
10 m Stride length



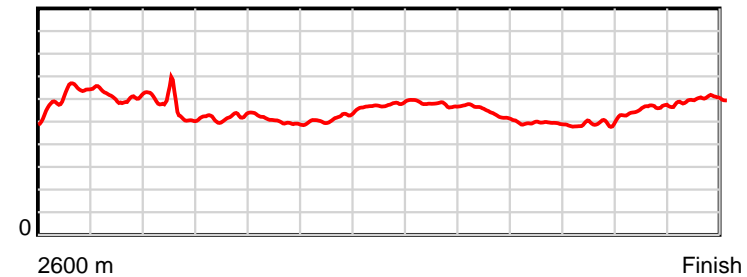
0.6 s Stride duration



20 m/sec Speed



100 % Stride efficiency



Note: Horizontal distance axis grid lines are 200m furlongs.

## Disclaimer.

HRNZ and NZMTC and Thoroughbred Ratings Pty Ltd accepts no responsibility for the completeness or accuracy of any of the information contained herein, and makes no representations about its suitability for any particular purpose. Users should make their own judgements about those matters and/or seek independent advice. You assume all risks associated with use of the data provided on this page.



# Race Results



September 06, 2019, Race 3, MCVICARS ITM (JUNIOR DRIVERS) MOBILE PACE, Distance 2600m, Addington - Survey 3200m

Result	TAB no.	Horse (Barrier)	2600 to	2400m to
2nd	10	Invisible Girl (10)	2400m	2200m
		Position in running (margin)	-	3(3.4)
		Sectional time (s)	13.11	13.48
		Cumulative time (s)	198.74	185.63
		Speed (m/s)	15.26	14.84
		Stride length (m)	6.55	6.59
		Stride duration (s)	0.410	0.444
		Stride efficiency (%)	67.05	67.97
		Stride count	30.53	30.33

#### Disclaimer.

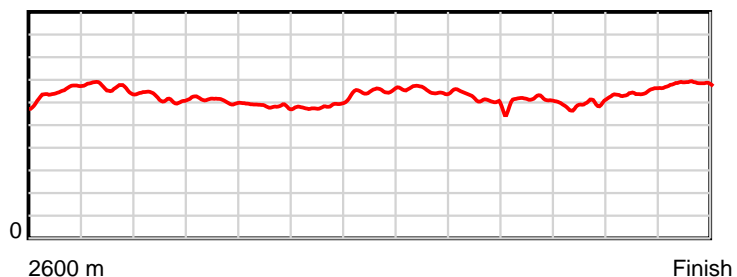
HRNZ and NZMTC and Thoroughbred Ratings Pty Ltd accepts no responsibility for the completeness or accuracy of any of the information contained herein, and makes no representations about its suitability for any particular purpose. Users should make their own judgements about those matters and/or seek independent advice. You assume all risks associated with use of the data provided on this page.

# Race Results

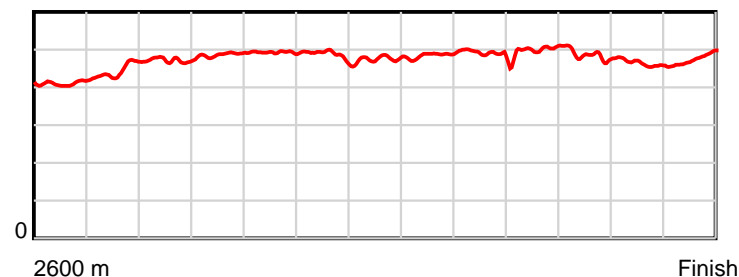
September 06, 2019, Race 3, MCVICARS ITM (JUNIOR DRIVERS) MOBILE PACE, Distance 2600m, Addington - Survey 3200m

Result	TAB no.	Horse (Barrier)	2200m to	2000m to	1800m to	1600m to	1400m to	1200m to	1000m to	800m to	600m to	400m to	200m to	Total or	Margin
2nd	10	Invisible Girl (10)	2000m	1800m	1600m	1400m	1200m	1000m	800m	600m	400m	200m	WP	Average	
		Position in running (margin)	2(4.1)	2(4.7)	2(4.5)	2(6.4)	4(14.0)	5(8.8)	4(4.3)	5(4.6)	5(4.4)	5(3.2)	2(0.6)		0.60
		Sectional time (s)	15.30	15.91	16.74	16.65	14.58	14.90	16.00	16.49	16.72	14.80	14.06		
		Cumulative time (s)	172.15	156.85	140.94	124.20	107.55	92.97	78.07	62.07	45.58	28.86	14.06	3:18.74	
		Speed (m/s)	13.07	12.57	11.95	12.01	13.72	13.42	12.50	12.13	11.96	13.51	14.22	13.08	
		Stride length (m)	6.17	6.12	5.89	5.85	6.53	6.51	6.10	6.04	5.81	6.27	6.79	6.23	
		Stride duration (s)	0.472	0.487	0.493	0.487	0.476	0.485	0.488	0.498	0.486	0.464	0.477	0.476	
		Stride efficiency (%)	59.43	58.62	54.15	53.53	66.55	66.18	58.14	56.98	52.73	61.34	72.03	60.70	
		Stride count	32.43	32.65	33.97	34.17	30.65	30.73	32.79	33.12	34.43	31.92	29.46	417.18	

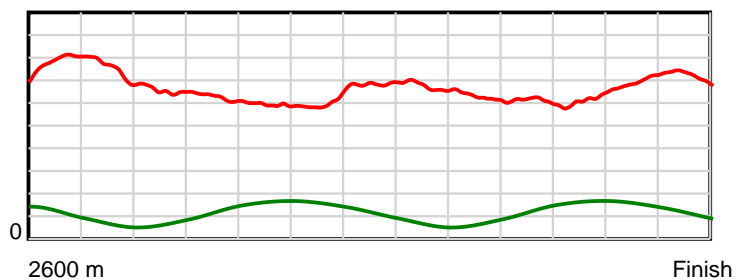
10 m Stride length



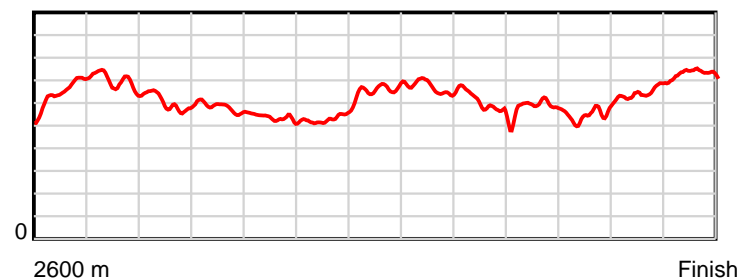
0.6 s Stride duration



20 m/sec Speed



100 % Stride efficiency



Note: Horizontal distance axis grid lines are 200m furlongs.

## Disclaimer.

HRNZ and NZMTC and Thoroughbred Ratings Pty Ltd accepts no responsibility for the completeness or accuracy of any of the information contained herein, and makes no representations about its suitability for any particular purpose. Users should make their own judgements about those matters and/or seek independent advice. You assume all risks associated with use of the data provided on this page.



# Race Results



September 06, 2019, Race 3, MCVICARS ITM (JUNIOR DRIVERS) MOBILE PACE, Distance 2600m, Addington - Survey 3200m

Result	TAB no.	Horse (Barrier)	2600 to	2400m to
3rd	9	<b>Sweet Loress (9)</b>	<b>2400m</b>	<b>2200m</b>
		Position in running (margin)	-	9(16.0)
		Sectional time (s)	15.20	14.03
		Cumulative time (s)	199.51	184.31
		Speed (m/s)	13.16	14.26
		Stride length (m)	5.91	6.13
		Stride duration (s)	0.444	0.430
		Stride efficiency (%)	54.51	58.64
		Stride count	33.86	32.65

#### Disclaimer.

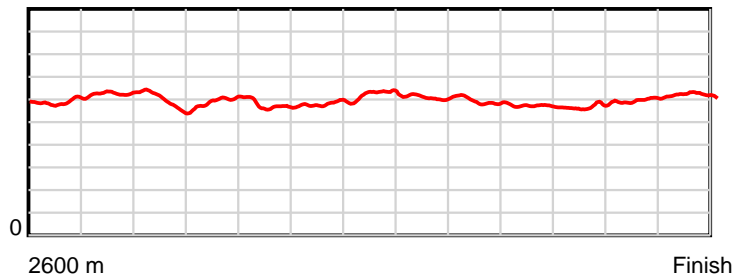
HRNZ and NZMTC and Thoroughbred Ratings Pty Ltd accepts no responsibility for the completeness or accuracy of any of the information contained herein, and makes no representations about its suitability for any particular purpose. Users should make their own judgements about those matters and/or seek independent advice. You assume all risks associated with use of the data provided on this page.

# Race Results

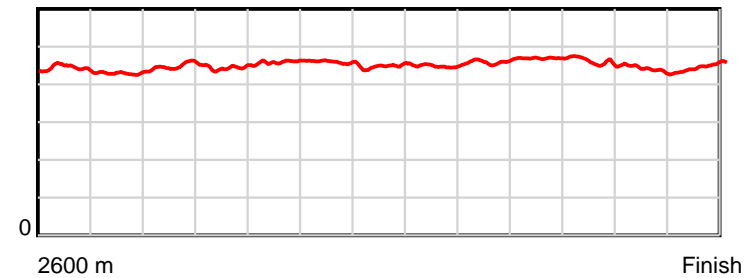
September 06, 2019, Race 3, MCVICARS ITM (JUNIOR DRIVERS) MOBILE PACE, Distance 2600m, Addington - Survey 3200m

Result	TAB no.	Horse (Barrier)	2200m to	2000m to	1800m to	1600m to	1400m to	1200m to	1000m to	800m to	600m to	400m to	200m to	Total or	Margin
3rd	9	<b>Sweet Loress (9)</b>	<b>2000m</b>	<b>1800m</b>	<b>1600m</b>	<b>1400m</b>	<b>1200m</b>	<b>1000m</b>	<b>800m</b>	<b>600m</b>	<b>400m</b>	<b>200m</b>	<b>WP</b>	<b>Average</b>	
		Position in running (margin)	9(20.0)	9(21.4)	8(15.7)	9(14.9)	9(19.0)	8(12.3)	8(8.5)	8(7.5)	8(7.3)	8(4.5)	3(3.6)		4.70
		Sectional time (s)	15.44	14.98	16.29	16.07	14.33	15.01	15.79	16.47	16.46	15.06	14.38		
		Cumulative time (s)	170.28	154.84	139.86	123.57	107.50	93.17	78.16	62.37	45.90	29.44	14.38	3:19.51	
		Speed (m/s)	12.95	13.35	12.28	12.45	13.96	13.32	12.67	12.14	12.15	13.28	13.91	13.03	
		Stride length (m)	5.81	5.93	5.63	5.71	6.24	5.97	5.82	5.70	5.58	5.82	6.22	5.88	
		Stride duration (s)	0.448	0.444	0.459	0.459	0.447	0.448	0.460	0.470	0.459	0.438	0.447	0.451	
		Stride efficiency (%)	52.72	55.01	49.58	50.96	60.84	55.72	52.99	50.77	48.65	52.95	60.48	53.94	
		Stride count	34.43	33.71	35.51	35.02	32.05	33.49	34.35	35.09	35.85	34.36	32.15	442.52	

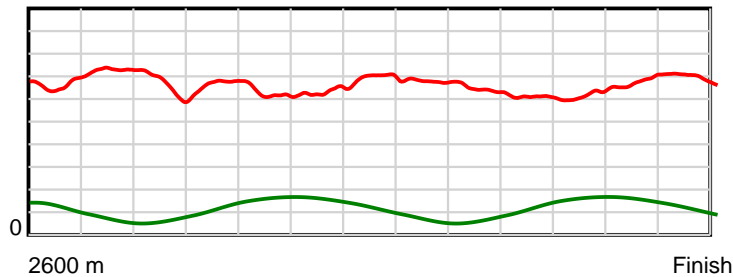
10 m Stride length



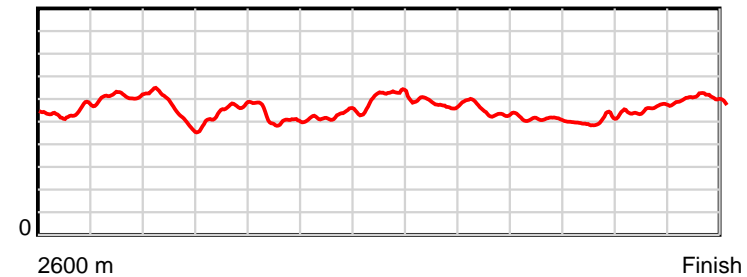
0.6 s Stride duration



20 m/sec Speed



100 % Stride efficiency



Note: Horizontal distance axis grid lines are 200m furlongs.

**Disclaimer.**

HRNZ and NZMTC and Thoroughbred Ratings Pty Ltd accepts no responsibility for the completeness or accuracy of any of the information contained herein, and makes no representations about its suitability for any particular purpose. Users should make their own judgements about those matters and/or seek independent advice. You assume all risks associated with use of the data provided on this page.



# Race Results



September 06, 2019, Race 3, MCVICARS ITM (JUNIOR DRIVERS) MOBILE PACE, Distance 2600m, Addington - Survey 3200m

Result	TAB no.	Horse (Barrier)	2600 to	2400m to
4th	5	Corona (5)	2400m	2200m
		Position in running (margin)	-	2(3.2)
		Sectional time (s)	13.13	13.80
		Cumulative time (s)	200.55	187.42
		Speed (m/s)	15.24	14.49
		Stride length (m)	6.44	6.39
		Stride duration (s)	0.419	0.441
		Stride efficiency (%)	64.90	63.86
		Stride count	31.03	31.29

#### Disclaimer.

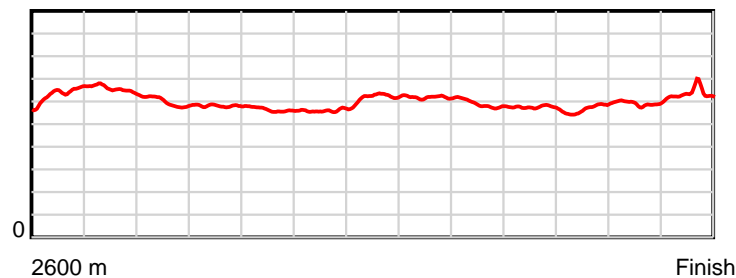
HRNZ and NZMTC and Thoroughbred Ratings Pty Ltd accepts no responsibility for the completeness or accuracy of any of the information contained herein, and makes no representations about its suitability for any particular purpose. Users should make their own judgements about those matters and/or seek independent advice. You assume all risks associated with use of the data provided on this page.

# Race Results

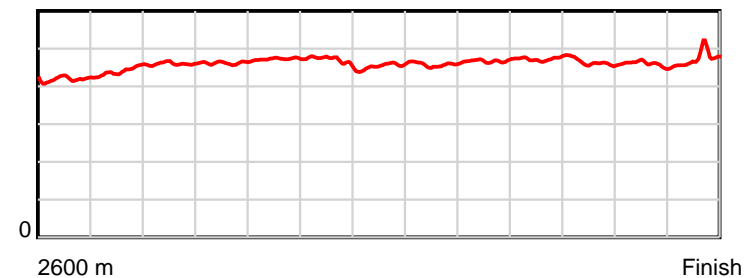
September 06, 2019, Race 3, MCVICARS ITM (JUNIOR DRIVERS) MOBILE PACE, Distance 2600m, Addington - Survey 3200m

Result	TAB no.	Horse (Barrier)	2200m to	2000m to	1800m to	1600m to	1400m to	1200m to	1000m to	800m to	600m to	400m to	200m to	Total or	Margin
4th	5	Corona (5)	2000m	1800m	1600m	1400m	1200m	1000m	800m	600m	400m	200m	WP	Average	
		Position in running (margin)	3(5.9)	3(7.5)	3(6.8)	4(8.6)	6(16.5)	7(11.2)	7(6.4)	7(6.9)	7(6.3)	7(3.7)	6(6.4)		10.30
		Sectional time (s)	15.48	15.82	16.71	16.70	14.57	14.84	16.04	16.42	16.49	15.67	14.88		
		Cumulative time (s)	173.62	158.14	142.32	125.61	108.91	94.34	79.50	63.46	47.04	30.55	14.88	3:20.55	
		Speed (m/s)	12.92	12.64	11.97	11.98	13.73	13.48	12.47	12.18	12.13	12.76	13.44	12.96	
		Stride length (m)	5.94	5.84	5.66	5.62	6.24	6.17	5.83	5.76	5.61	5.86	6.36	5.96	
		Stride duration (s)	0.460	0.462	0.473	0.469	0.454	0.458	0.468	0.473	0.463	0.459	0.473	0.460	
		Stride efficiency (%)	55.06	53.31	50.03	49.39	60.81	59.47	53.18	51.90	49.19	53.62	63.21	55.60	
		Stride count	33.69	34.24	35.35	35.58	32.06	32.42	34.28	34.71	35.65	34.14	31.45	435.89	

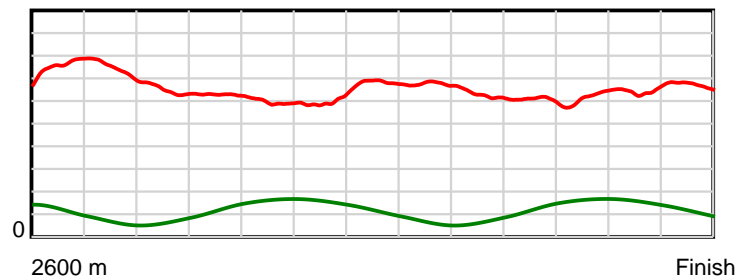
10 m Stride length



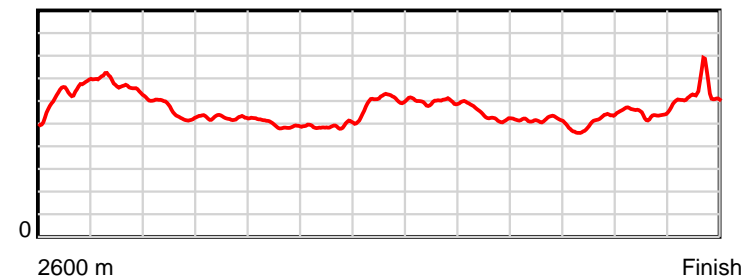
0.6 s Stride duration



20 m/sec Speed



100 % Stride efficiency



Note: Horizontal distance axis grid lines are 200m furlongs.

## Disclaimer.

HRNZ and NZMTC and Thoroughbred Ratings Pty Ltd accepts no responsibility for the completeness or accuracy of any of the information contained herein, and makes no representations about its suitability for any particular purpose. Users should make their own judgements about those matters and/or seek independent advice. You assume all risks associated with use of the data provided on this page.



# Race Results



September 06, 2019, Race 3, MCVICARS ITM (JUNIOR DRIVERS) MOBILE PACE, Distance 2600m, Addington - Survey 3200m

Result	TAB no.	Horse (Barrier)	2600 to	2400m to
5th	7	<b>Awesome Speed (7)</b>	<b>2400m</b>	<b>2200m</b>
		Position in running (margin)	-	7(10.5)
		Sectional time (s)	14.27	14.40
		Cumulative time (s)	200.63	186.36
		Speed (m/s)	14.02	13.89
		Stride length (m)	6.48	6.42
		Stride duration (s)	0.460	0.462
		Stride efficiency (%)	65.69	64.37
		Stride count	30.85	31.16

#### Disclaimer.

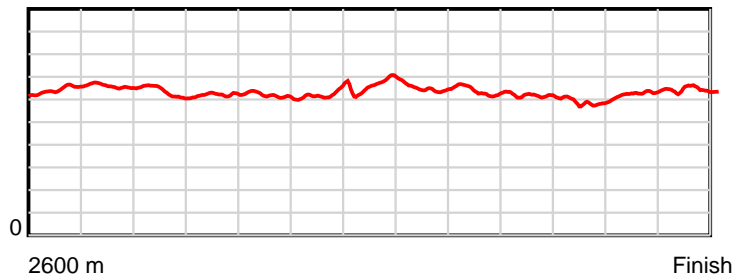
HRNZ and NZMTC and Thoroughbred Ratings Pty Ltd accepts no responsibility for the completeness or accuracy of any of the information contained herein, and makes no representations about its suitability for any particular purpose. Users should make their own judgements about those matters and/or seek independent advice. You assume all risks associated with use of the data provided on this page.

# Race Results

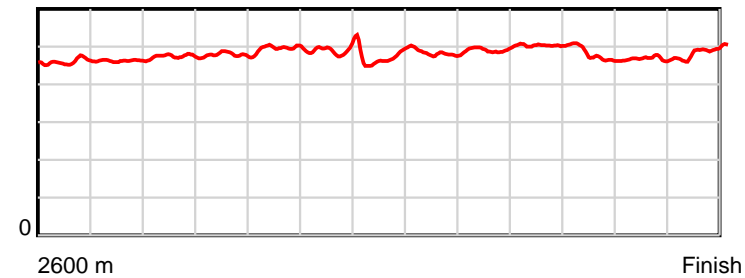
September 06, 2019, Race 3, MCVICARS ITM (JUNIOR DRIVERS) MOBILE PACE, Distance 2600m, Addington - Survey 3200m

Result	TAB no.	Horse (Barrier)	2200m to	2000m to	1800m to	1600m to	1400m to	1200m to	1000m to	800m to	600m to	400m to	200m to	Total or	Margin
5th	7	<b>Awesome Speed (7)</b>	<b>2000m</b>	<b>1800m</b>	<b>1600m</b>	<b>1400m</b>	<b>1200m</b>	<b>1000m</b>	<b>800m</b>	<b>600m</b>	<b>400m</b>	<b>200m</b>	<b>WP</b>	<b>Average</b>	
		Position in running (margin)	7(16.7)	7(17.3)	7(14.4)	8(13.2)	7(16.6)	6(9.0)	6(6.3)	6(6.2)	6(5.6)	6(3.5)	4(4.6)		10.70
		Sectional time (s)	15.31	15.44	16.23	15.95	14.19	15.18	15.95	16.42	16.56	15.41	15.32		
		Cumulative time (s)	171.96	156.65	141.21	124.98	109.03	94.84	79.66	63.71	47.29	30.73	15.32	3:20.63	
		Speed (m/s)	13.06	12.95	12.32	12.54	14.09	13.18	12.54	12.18	12.08	12.98	13.05	12.96	
		Stride length (m)	6.19	6.20	6.12	6.18	6.61	6.34	6.19	6.13	5.74	6.08	6.38	6.23	
		Stride duration (s)	0.474	0.478	0.496	0.493	0.469	0.481	0.493	0.503	0.475	0.468	0.489	0.481	
		Stride efficiency (%)	59.84	60.05	58.50	59.71	68.27	62.83	59.79	58.64	51.51	57.73	63.56	60.60	
		Stride count	32.32	32.26	32.69	32.36	30.26	31.54	32.33	32.65	34.83	32.91	31.36	417.52	

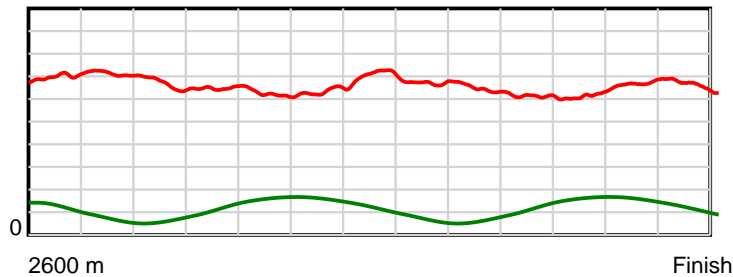
10 m Stride length



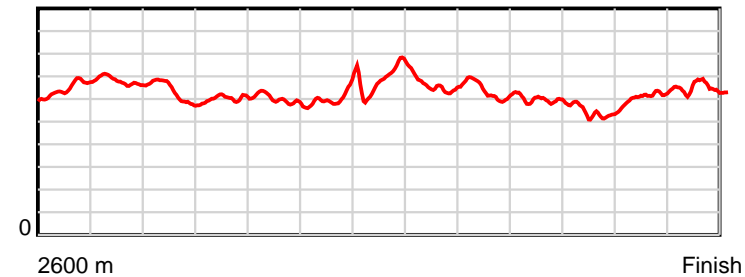
0.6 s Stride duration



20 m/sec Speed



100 % Stride efficiency



Note: Horizontal distance axis grid lines are 200m furlongs.

## Disclaimer.

HRNZ and NZMTC and Thoroughbred Ratings Pty Ltd accepts no responsibility for the completeness or accuracy of any of the information contained herein, and makes no representations about its suitability for any particular purpose. Users should make their own judgements about those matters and/or seek independent advice. You assume all risks associated with use of the data provided on this page.



# Race Results



September 06, 2019, Race 3, MCVICARS ITM (JUNIOR DRIVERS) MOBILE PACE, Distance 2600m, Addington - Survey 3200m

Result	TAB no.	Horse (Barrier)	2600 to	2400m to
6th	4	<b>Koromiko Eyre (4)</b>	<b>2400m</b>	<b>2200m</b>
		Position in running (margin)	-	4(3.9)
		Sectional time (s)	13.24	14.09
		Cumulative time (s)	200.79	187.55
		Speed (m/s)	15.11	14.19
		Stride length (m)	7.11	6.46
		Stride duration (s)	0.465	0.455
		Stride efficiency (%)	79.04	65.17
		Stride count	28.12	30.97

#### Disclaimer.

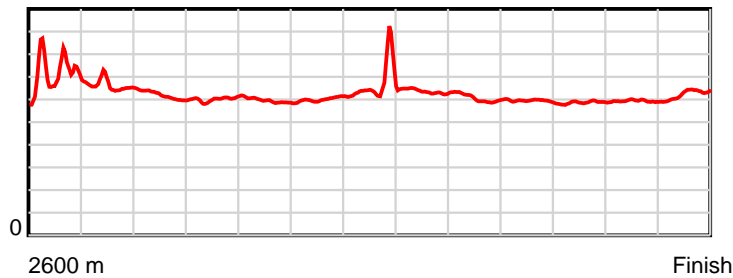
HRNZ and NZMTC and Thoroughbred Ratings Pty Ltd accepts no responsibility for the completeness or accuracy of any of the information contained herein, and makes no representations about its suitability for any particular purpose. Users should make their own judgements about those matters and/or seek independent advice. You assume all risks associated with use of the data provided on this page.

# Race Results

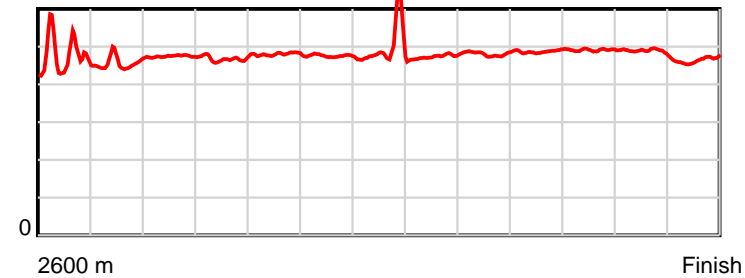
September 06, 2019, Race 3, MCVICARS ITM (JUNIOR DRIVERS) MOBILE PACE, Distance 2600m, Addington - Survey 3200m

Result	TAB no.	Horse (Barrier)	2200m to	2000m to	1800m to	1600m to	1400m to	1200m to	1000m to	800m to	600m to	400m to	200m to	Total or	Margin
6th	4	<b>Koromiko Eyre (4)</b>	<b>2000m</b>	<b>1800m</b>	<b>1600m</b>	<b>1400m</b>	<b>1200m</b>	<b>1000m</b>	<b>800m</b>	<b>600m</b>	<b>400m</b>	<b>200m</b>	<b>WP</b>	<b>Average</b>	
		Position in running (margin)	4(8.3)	4(9.7)	4(7.1)	3(6.9)	2(9.9)	2(6.2)	3(2.2)	3(2.7)	3(2.2)	4(1.6)	8(8.6)		11.60
		Sectional time (s)	15.45	15.50	16.37	15.89	14.83	14.98	16.03	16.44	16.82	16.38	14.77		
		Cumulative time (s)	173.46	158.01	142.51	126.14	110.25	95.42	80.44	64.41	47.97	31.15	14.77	3:20.79	
		Speed (m/s)	12.94	12.90	12.22	12.59	13.49	13.35	12.48	12.17	11.89	12.21	13.54	12.95	
		Stride length (m)	6.14	6.03	5.85	5.97	6.59	6.33	6.00	5.93	5.83	5.95	6.31	6.17	
		Stride duration (s)	0.474	0.467	0.479	0.475	0.489	0.474	0.481	0.487	0.490	0.487	0.466	0.477	
		Stride efficiency (%)	58.84	56.81	53.57	55.74	67.87	62.65	56.25	54.90	53.17	55.30	62.15	59.56	
		Stride count	32.59	33.17	34.16	33.49	30.35	31.59	33.33	33.74	34.29	33.62	31.71	421.13	

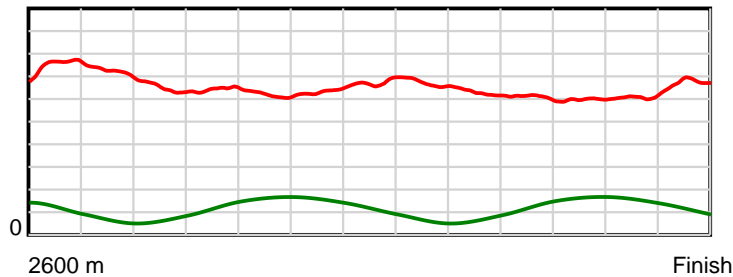
10 m Stride length



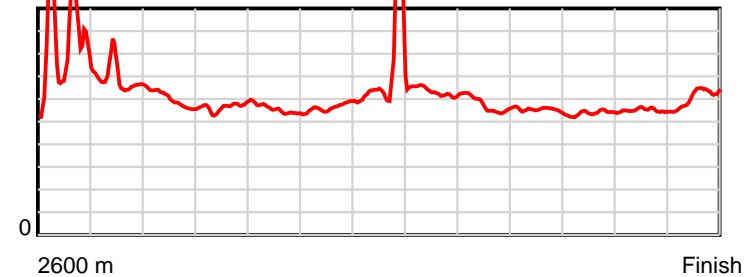
0.6 s Stride duration



20 m/sec Speed



100 % Stride efficiency



Note: Horizontal distance axis grid lines are 200m furlongs.

## Disclaimer.

HRNZ and NZMTC and Thoroughbred Ratings Pty Ltd accepts no responsibility for the completeness or accuracy of any of the information contained herein, and makes no representations about its suitability for any particular purpose. Users should make their own judgements about those matters and/or seek independent advice. You assume all risks associated with use of the data provided on this page.



# Race Results



September 06, 2019, Race 3, MCVICARS ITM (JUNIOR DRIVERS) MOBILE PACE, Distance 2600m, Addington - Survey 3200m

Result	TAB no.	Horse (Barrier)	2600 to	2400m to
7th	6	Ragnarr (6)	2400m	2200m
		Position in running (margin)	-	6(8.8)
		Sectional time (s)	14.06	14.31
		Cumulative time (s)	201.20	187.14
		Speed (m/s)	14.23	13.98
		Stride length (m)	6.27	6.20
		Stride duration (s)	0.434	0.443
		Stride efficiency (%)	61.47	60.03
		Stride count	31.89	32.27

#### Disclaimer.

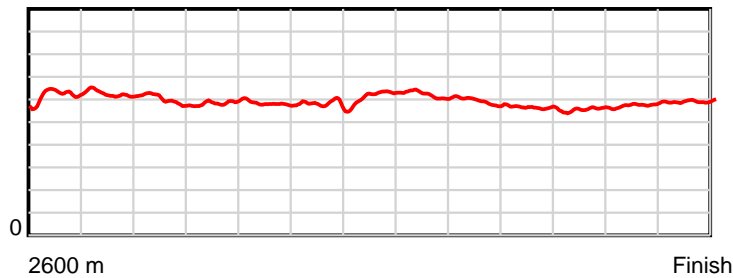
HRNZ and NZMTC and Thoroughbred Ratings Pty Ltd accepts no responsibility for the completeness or accuracy of any of the information contained herein, and makes no representations about its suitability for any particular purpose. Users should make their own judgements about those matters and/or seek independent advice. You assume all risks associated with use of the data provided on this page.

# Race Results

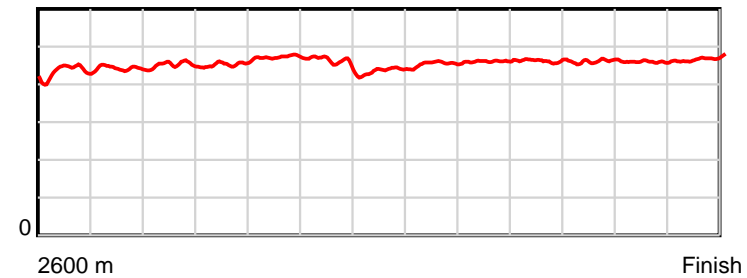
September 06, 2019, Race 3, MCVICARS ITM (JUNIOR DRIVERS) MOBILE PACE, Distance 2600m, Addington - Survey 3200m

Result	TAB no.	Horse (Barrier)	2200m to	2000m to	1800m to	1600m to	1400m to	1200m to	1000m to	800m to	600m to	400m to	200m to	Total or	Margin
7th	6	Ragnarr (6)	2000m	1800m	1600m	1400m	1200m	1000m	800m	600m	400m	200m	WP	Average	
		Position in running (margin)	6(14.4)	6(14.2)	6(11.0)	6(11.3)	5(14.6)	3(7.2)	2(1.7)	2(1.4)	2(0.7)	2(1.1)	5(5.8)		13.80
		Sectional time (s)	15.18	15.39	16.47	15.94	14.21	14.73	15.89	16.41	16.98	16.01	15.62		
		Cumulative time (s)	172.83	157.65	142.26	125.79	109.85	95.64	80.91	65.02	48.61	31.63	15.62	3:21.20	
		Speed (m/s)	13.18	13.00	12.14	12.55	14.07	13.58	12.59	12.19	11.78	12.49	12.80	12.92	
		Stride length (m)	5.96	5.88	5.74	5.77	6.14	6.19	5.81	5.63	5.42	5.74	6.00	5.89	
		Stride duration (s)	0.452	0.452	0.472	0.460	0.437	0.456	0.461	0.462	0.460	0.460	0.468	0.456	
		Stride efficiency (%)	55.49	53.94	51.42	51.96	58.98	59.82	52.67	49.47	45.91	51.54	56.18	54.25	
		Stride count	33.56	34.04	34.87	34.68	32.56	32.32	34.45	35.54	36.90	34.82	33.36	441.26	

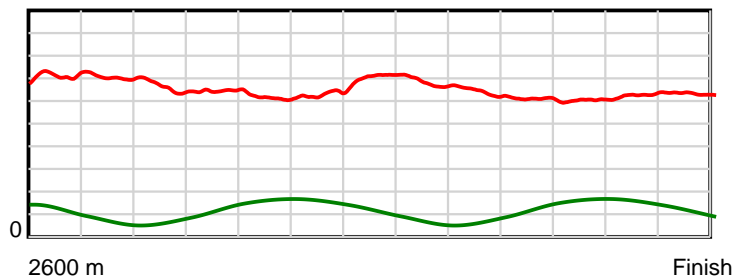
10 m Stride length



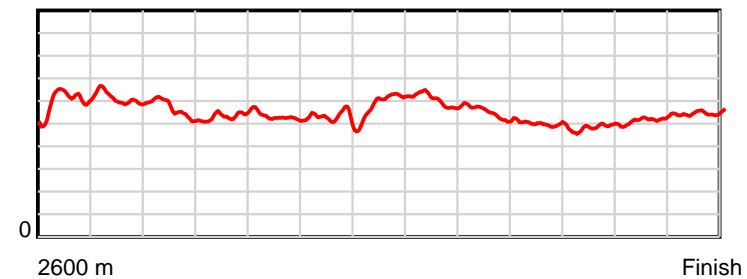
0.6 s Stride duration



20 m/sec Speed



100 % Stride efficiency



Note: Horizontal distance axis grid lines are 200m furlongs.

### Disclaimer.

HRNZ and NZMTC and Thoroughbred Ratings Pty Ltd accepts no responsibility for the completeness or accuracy of any of the information contained herein, and makes no representations about its suitability for any particular purpose. Users should make their own judgements about those matters and/or seek independent advice. You assume all risks associated with use of the data provided on this page.



# Race Results



September 06, 2019, Race 3, MCVICARS ITM (JUNIOR DRIVERS) MOBILE PACE, Distance 2600m, Addington - Survey 3200m

Result	TAB no.	Horse (Barrier)	2600 to	2400m to
8th	8	<b>Den's Legacy (8)</b>	<b>2400m</b>	<b>2200m</b>
		Position in running (margin)	-	8(13.8)
		Sectional time (s)	14.80	14.26
		Cumulative time (s)	201.24	186.44
		Speed (m/s)	13.52	14.03
		Stride length (m)	6.23	6.36
		Stride duration (s)	0.459	0.453
		Stride efficiency (%)	60.65	63.13
		Stride count	32.10	31.47

#### Disclaimer.

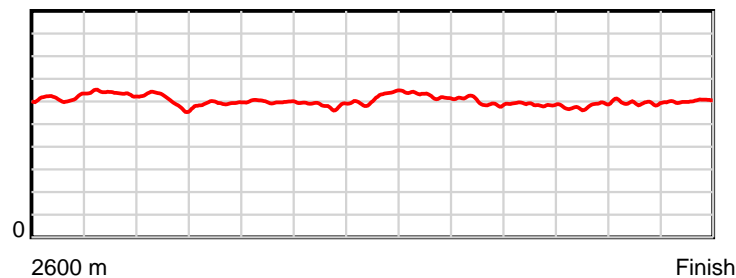
HRNZ and NZMTC and Thoroughbred Ratings Pty Ltd accepts no responsibility for the completeness or accuracy of any of the information contained herein, and makes no representations about its suitability for any particular purpose. Users should make their own judgements about those matters and/or seek independent advice. You assume all risks associated with use of the data provided on this page.

# Race Results

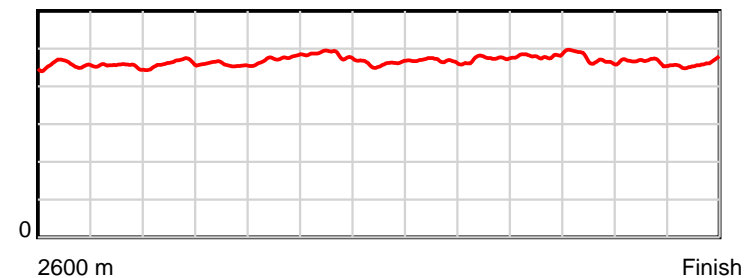
September 06, 2019, Race 3, MCVICARS ITM (JUNIOR DRIVERS) MOBILE PACE, Distance 2600m, Addington - Survey 3200m

Result	TAB no.	Horse (Barrier)	2200m to	2000m to	1800m to	1600m to	1400m to	1200m to	1000m to	800m to	600m to	400m to	200m to	Total or	Margin
8th	8	Den's Legacy (8)	2000m	1800m	1600m	1400m	1200m	1000m	800m	600m	400m	200m	WP	Average	
		Position in running (margin)	8(19.2)	8(19.4)	9(16.2)	7(12.9)	8(18.3)	9(15.3)	9(10.8)	9(10.5)	9(9.3)	9(6.1)	9(9.0)		14.10
		Sectional time (s)	15.25	15.40	15.86	16.29	14.94	14.89	15.90	16.33	16.38	15.70	15.24		
		Cumulative time (s)	172.18	156.93	141.53	125.67	109.38	94.44	79.55	63.65	47.32	30.94	15.24	3:21.24	
		Speed (m/s)	13.11	12.99	12.61	12.28	13.39	13.43	12.58	12.25	12.21	12.74	13.12	12.92	
		Stride length (m)	6.06	5.95	5.97	5.94	6.17	6.28	5.95	5.89	5.79	5.93	6.05	6.04	
		Stride duration (s)	0.462	0.458	0.473	0.484	0.461	0.468	0.473	0.481	0.474	0.466	0.461	0.467	
		Stride efficiency (%)	57.32	55.38	55.63	55.19	59.51	61.62	55.32	54.24	52.37	54.95	57.28	57.00	
		Stride count	33.02	33.60	33.52	33.65	32.41	31.85	33.61	33.95	34.55	33.73	33.03	430.49	

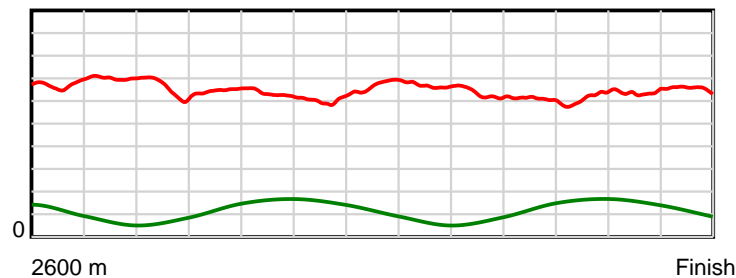
10 m Stride length



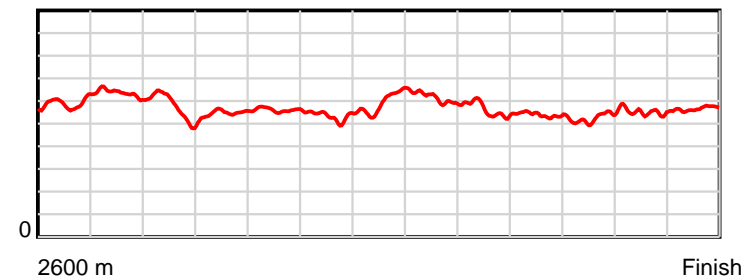
0.6 s Stride duration



20 m/sec Speed



100 % Stride efficiency



Note: Horizontal distance axis grid lines are 200m furlongs.

## Disclaimer.

HRNZ and NZMTC and Thoroughbred Ratings Pty Ltd accepts no responsibility for the completeness or accuracy of any of the information contained herein, and makes no representations about its suitability for any particular purpose. Users should make their own judgements about those matters and/or seek independent advice. You assume all risks associated with use of the data provided on this page.



# Race Results



September 06, 2019, Race 3, MCVICARS ITM (JUNIOR DRIVERS) MOBILE PACE, Distance 2600m, Addington - Survey 3200m

Result	TAB no.	Horse (Barrier)	2600 to	2400m to
9th	1	Eastwood Isabe... (1)	2400m	2200m
		Position in running (margin)	-	1(0.0)
		Sectional time (s)	12.41	13.36
		Cumulative time (s)	203.70	191.29
		Speed (m/s)	16.12	14.97
		Stride length (m)	6.55	6.51
		Stride duration (s)	0.407	0.435
		Stride efficiency (%)	66.95	66.22
		Stride count	30.56	30.72

#### Disclaimer.

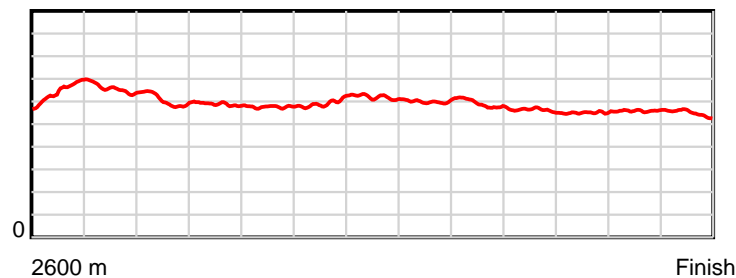
HRNZ and NZMTC and Thoroughbred Ratings Pty Ltd accepts no responsibility for the completeness or accuracy of any of the information contained herein, and makes no representations about its suitability for any particular purpose. Users should make their own judgements about those matters and/or seek independent advice. You assume all risks associated with use of the data provided on this page.

# Race Results

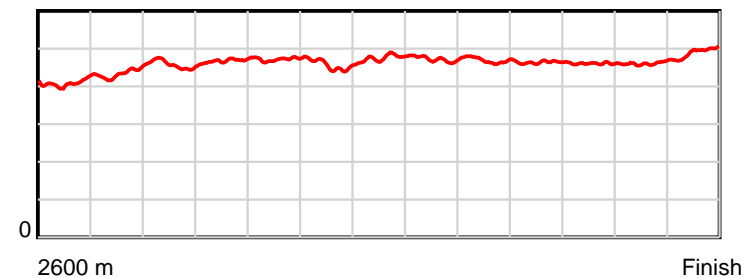
September 06, 2019, Race 3, MCVICARS ITM (JUNIOR DRIVERS) MOBILE PACE, Distance 2600m, Addington - Survey 3200m

Result	TAB no.	Horse (Barrier)	2200m to	2000m to	1800m to	1600m to	1400m to	1200m to	1000m to	800m to	600m to	400m to	200m to	Total or	Margin
9th	1	Eastwood Isabe... (1)	2000m	1800m	1600m	1400m	1200m	1000m	800m	600m	400m	200m	WP	Average	
		Position in running (margin)	1(0.0)	1(0.0)	1(0.0)	1(0.0)	1(0.0)	1(0.0)	1(0.0)	1(0.0)	1(0.0)	1(0.0)	7(7.4)		27.30
		Sectional time (s)	15.21	15.93	16.42	15.39	15.45	15.64	15.96	16.52	16.92	16.46	18.03		
		Cumulative time (s)	177.93	162.72	146.79	130.37	114.98	99.53	83.89	67.93	51.41	34.49	18.03	3:23.70	
		Speed (m/s)	13.15	12.55	12.18	13.00	12.94	12.79	12.53	12.11	11.82	12.15	11.09	12.76	
		Stride length (m)	6.01	5.87	5.75	5.93	6.16	6.04	5.88	5.61	5.44	5.60	5.44	5.89	
		Stride duration (s)	0.457	0.468	0.472	0.457	0.476	0.472	0.469	0.464	0.461	0.461	0.490	0.461	
		Stride efficiency (%)	56.39	53.91	51.64	55.02	59.28	57.02	54.07	49.22	46.30	49.07	46.24	54.18	
		Stride count	33.29	34.05	34.79	33.71	32.47	33.11	34.00	35.64	36.74	35.69	36.77	441.54	

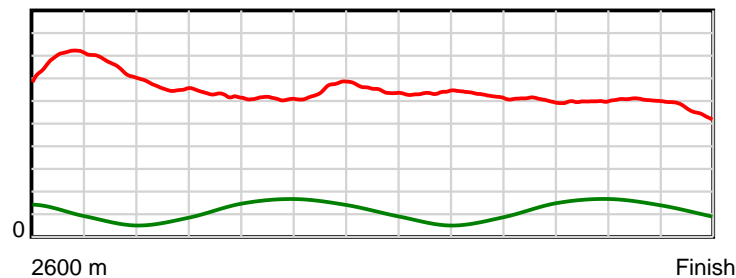
10 m Stride length



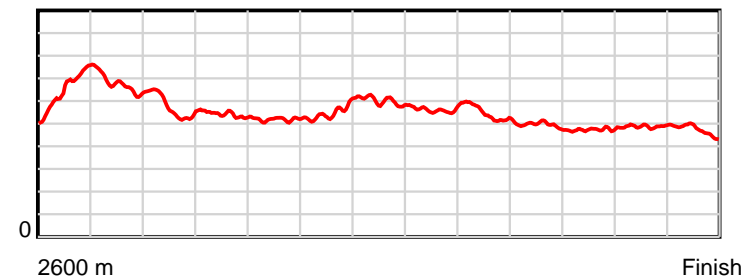
0.6 s Stride duration



20 m/sec Speed



100 % Stride efficiency



Note: Horizontal distance axis grid lines are 200m furlongs.

## Disclaimer.

HRNZ and NZMTC and Thoroughbred Ratings Pty Ltd accepts no responsibility for the completeness or accuracy of any of the information contained herein, and makes no representations about its suitability for any particular purpose. Users should make their own judgements about those matters and/or seek independent advice. You assume all risks associated with use of the data provided on this page.