



Race Results

NZ Metropolitan Trotting Club Inc, HRNZ, September 06, 2019

Compilation date: September 6, 2019, 8:39:19 PM (NZST)

Copyright © 2019 HRNZ and NZMTC. All rights reserved.

Trademarks.

StrideMASTER is a registered trademark of Thoroughbred Ratings Pty Ltd.

Disclaimer.

HRNZ and NZMTC and Thoroughbred Ratings Pty Ltd accepts no responsibility for the completeness or accuracy of any of the information contained herein, and makes no representations about its suitability for any particular purpose. Users should make their own judgements about those matters and/or seek independent advice. You assume all risks associated with use of the data provided on this page.



Race Results



September 06, 2019, Race 7, DYERS ROAD ITM HANDICAP TROT, Distance 2600m, Addington - Survey 3200m

Result	TAB no.	Horse (Barrier)	2600 to	2400m to
1st	11	Sundees Son (2)	2400m	2200m
		Position in running (margin)	-	7(20.0)
		Sectional time (s)	19.66	15.45
		Cumulative time (s)	201.22	181.56
		Speed (m/s)	10.17	12.94
		Stride length (m)	5.73	5.81
		Stride duration (s)	0.458	0.449
		Stride efficiency (%)	51.37	52.81
		Stride count	34.88	34.40

Disclaimer.

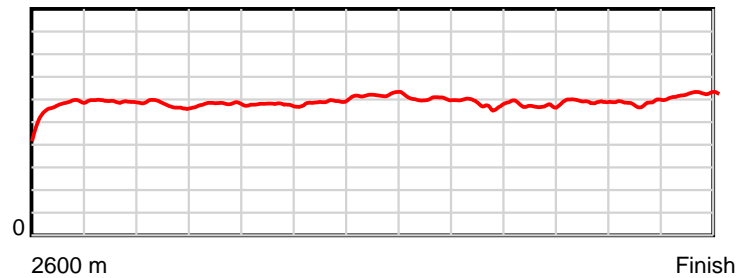
HRNZ and NZMTC and Thoroughbred Ratings Pty Ltd accepts no responsibility for the completeness or accuracy of any of the information contained herein, and makes no representations about its suitability for any particular purpose. Users should make their own judgements about those matters and/or seek independent advice. You assume all risks associated with use of the data provided on this page.

Race Results

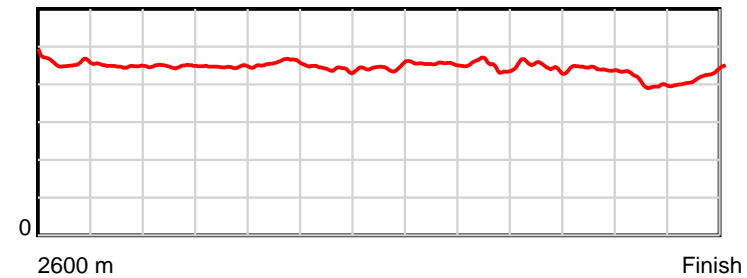
September 06, 2019, Race 7, DYERS ROAD ITM HANDICAP TROT, Distance 2600m, Addington - Survey 3200m

Result	TAB no.	Horse (Barrier)	2200m to	2000m to	1800m to	1600m to	1400m to	1200m to	1000m to	800m to	600m to	400m to	200m to	Total or	Margin
1st	11	Sundees Son (2)	2000m	1800m	1600m	1400m	1200m	1000m	800m	600m	400m	200m	WP	Average	
		Position in running (margin)	7(25.4)	7(25.3)	7(19.2)	7(15.1)	7(11.9)	7(8.3)	8(8.1)	8(6.4)	7(4.7)	7(5.1)	2(2.5)		0.00
		Sectional time (s)	15.80	15.39	15.98	15.02	14.34	15.43	15.80	15.62	15.18	14.07	13.48		
		Cumulative time (s)	166.11	150.31	134.92	118.94	103.92	89.58	74.15	58.35	42.73	27.55	13.48	3:21.22	
		Speed (m/s)	12.66	13.00	12.52	13.32	13.95	12.96	12.66	12.80	13.18	14.21	14.84	12.92	
		Stride length (m)	5.67	5.80	5.73	5.88	6.22	5.89	5.69	5.74	5.82	5.76	6.29	5.84	
		Stride duration (s)	0.448	0.446	0.458	0.441	0.446	0.454	0.449	0.449	0.442	0.405	0.424	0.452	
		Stride efficiency (%)	50.28	52.58	51.28	53.95	60.38	54.16	50.51	51.54	52.85	51.76	61.73	53.33	
		Stride count	35.26	34.48	34.91	34.04	32.17	33.97	35.18	34.82	34.39	34.75	31.82	445.07	

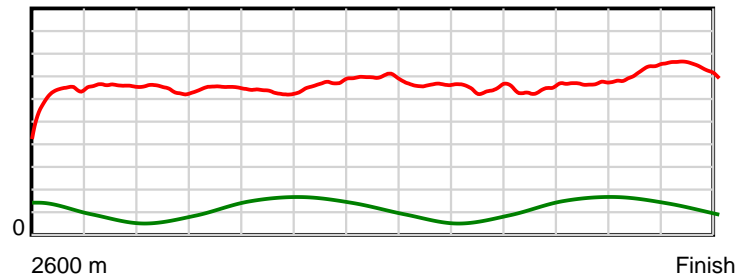
10 m Stride length



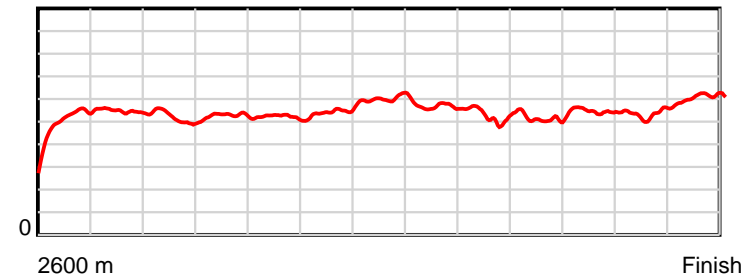
0.6 s Stride duration



20 m/sec Speed



100 % Stride efficiency



Note: Horizontal distance axis grid lines are 200m furlongs.

Disclaimer.

HRNZ and NZMTC and Thoroughbred Ratings Pty Ltd accepts no responsibility for the completeness or accuracy of any of the information contained herein, and makes no representations about its suitability for any particular purpose. Users should make their own judgements about those matters and/or seek independent advice. You assume all risks associated with use of the data provided on this page.



Race Results



September 06, 2019, Race 7, DYERS ROAD ITM HANDICAP TROT, Distance 2600m, Addington - Survey 3200m

Result	TAB no.	Horse (Barrier)	2600 to	2400m to
2nd	3	The Dominator (0)	2400m	2200m
		Position in running (margin)	-	1(0.0)
		Sectional time (s)	16.24	14.55
		Cumulative time (s)	201.36	185.12
		Speed (m/s)	12.32	13.75
		Stride length (m)	5.95	6.52
		Stride duration (s)	0.481	0.474
		Stride efficiency (%)	55.31	66.36
		Stride count	33.62	30.69

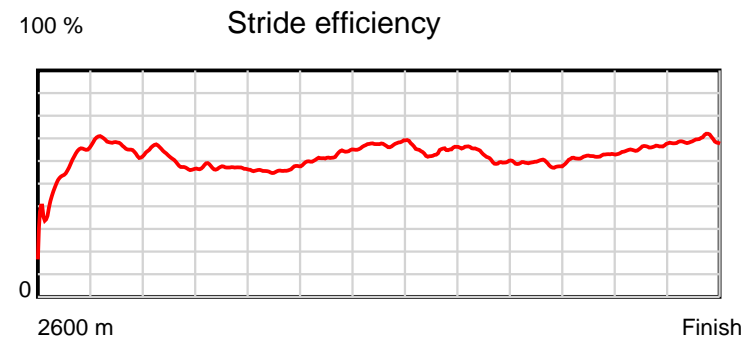
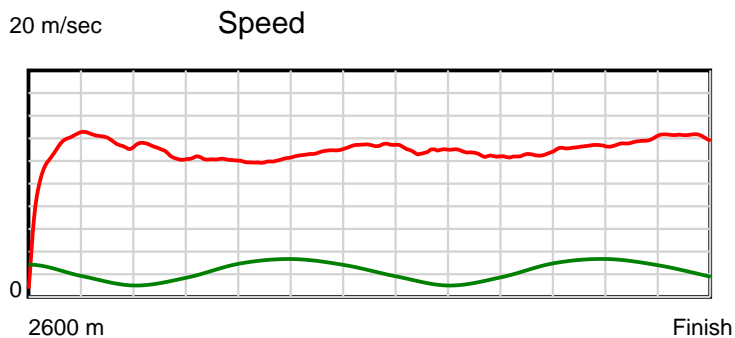
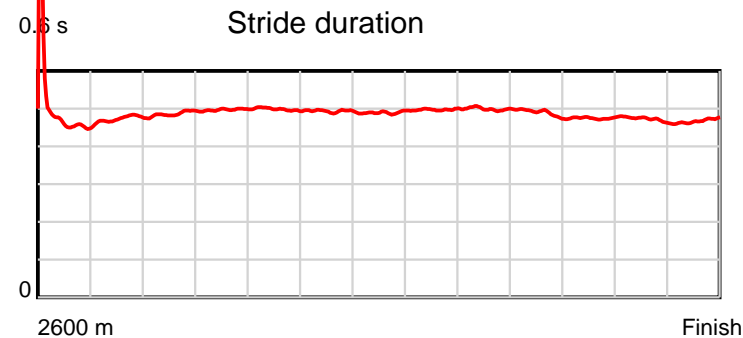
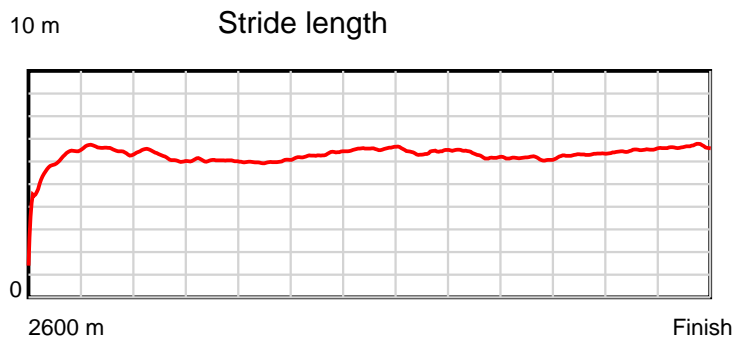
Disclaimer.

HRNZ and NZMTC and Thoroughbred Ratings Pty Ltd accepts no responsibility for the completeness or accuracy of any of the information contained herein, and makes no representations about its suitability for any particular purpose. Users should make their own judgements about those matters and/or seek independent advice. You assume all risks associated with use of the data provided on this page.

Race Results

September 06, 2019, Race 7, DYERS ROAD ITM HANDICAP TROT, Distance 2600m, Addington - Survey 3200m

Result	TAB no.	Horse (Barrier)	2200m to	2000m to	1800m to	1600m to	1400m to	1200m to	1000m to	800m to	600m to	400m to	200m to	Total or	Margin
2nd	3	The Dominator (0)	2000m	1800m	1600m	1400m	1200m	1000m	800m	600m	400m	200m	WP	Average	
		Position in running (margin)	1(0.0)	1(0.0)	1(0.0)	1(0.0)	1(0.0)	1(0.0)	1(0.0)	1(0.0)	1(0.0)	1(0.0)	1(0.0)		0.80
		Sectional time (s)	15.82	16.40	16.66	15.55	14.94	15.48	16.07	15.90	15.13	14.50	14.12		
		Cumulative time (s)	170.57	154.75	138.35	121.69	106.14	91.20	75.72	59.65	43.75	28.62	14.12	3:21.36	
		Speed (m/s)	12.64	12.20	12.00	12.86	13.39	12.92	12.45	12.58	13.22	13.79	14.16	12.91	
		Stride length (m)	6.15	6.06	5.99	6.35	6.56	6.42	6.22	6.14	6.28	6.51	6.63	6.28	
		Stride duration (s)	0.487	0.497	0.499	0.494	0.490	0.497	0.499	0.488	0.475	0.472	0.468	0.487	
		Stride efficiency (%)	59.14	57.35	56.01	62.94	67.20	64.40	60.38	58.95	61.64	66.22	68.61	61.67	
		Stride count	32.51	33.01	33.41	31.51	30.50	31.15	32.17	32.56	31.84	30.72	30.18	413.87	



Note: Horizontal distance axis grid lines are 200m furlongs.

Disclaimer.

HRNZ and NZMTC and Thoroughbred Ratings Pty Ltd accepts no responsibility for the completeness or accuracy of any of the information contained herein, and makes no representations about its suitability for any particular purpose. Users should make their own judgements about those matters and/or seek independent advice. You assume all risks associated with use of the data provided on this page.



Race Results



September 06, 2019, Race 7, DYERS ROAD ITM HANDICAP TROT, Distance 2600m, Addington - Survey 3200m

Result	TAB no.	Horse (Barrier)	2600 to	2400m to
3rd	6	Habibi Inta (9)	2400m	2200m
		Position in running (margin)	-	5(14.1)
		Sectional time (s)	18.55	14.80
		Cumulative time (s)	201.57	183.02
		Speed (m/s)	10.78	13.51
		Stride length (m)	5.85	6.19
		Stride duration (s)	0.473	0.458
		Stride efficiency (%)	53.51	59.84
		Stride count	34.18	32.32

Disclaimer.

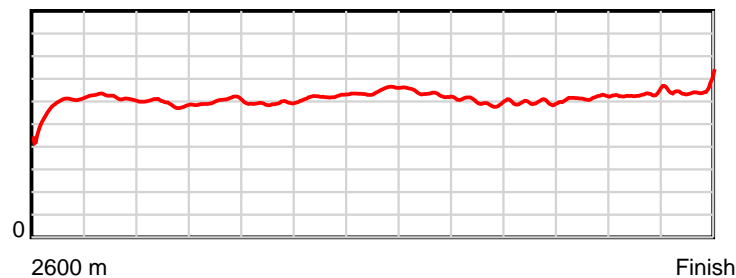
HRNZ and NZMTC and Thoroughbred Ratings Pty Ltd accepts no responsibility for the completeness or accuracy of any of the information contained herein, and makes no representations about its suitability for any particular purpose. Users should make their own judgements about those matters and/or seek independent advice. You assume all risks associated with use of the data provided on this page.

Race Results

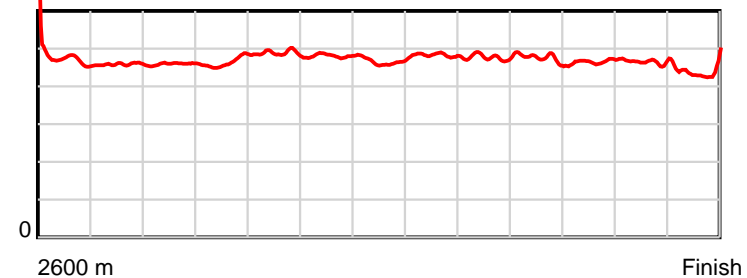
September 06, 2019, Race 7, DYERS ROAD ITM HANDICAP TROT, Distance 2600m, Addington - Survey 3200m

Result	TAB no.	Horse (Barrier)	2200m to	2000m to	1800m to	1600m to	1400m to	1200m to	1000m to	800m to	600m to	400m to	200m to	Total or	Margin
3rd	6	Habibi Inta (9)	2000m	1800m	1600m	1400m	1200m	1000m	800m	600m	400m	200m	WP	Average	
		Position in running (margin)	5(15.6)	5(14.5)	5(9.1)	5(9.1)	5(8.5)	5(4.8)	5(3.7)	4(3.4)	6(3.5)	6(3.3)	6(4.5)		1.10
		Sectional time (s)	15.63	15.51	16.65	15.46	14.32	15.30	16.01	15.93	15.09	14.70	13.62		
		Cumulative time (s)	168.22	152.59	137.08	120.43	104.97	90.65	75.35	59.34	43.41	28.32	13.62	3:21.57	
		Speed (m/s)	12.80	12.89	12.01	12.94	13.97	13.07	12.49	12.55	13.25	13.61	14.68	12.90	
		Stride length (m)	5.88	5.98	5.86	6.22	6.51	6.31	5.96	5.95	6.17	6.34	6.46	6.12	
		Stride duration (s)	0.459	0.464	0.488	0.481	0.466	0.483	0.477	0.474	0.465	0.466	0.440	0.475	
		Stride efficiency (%)	53.98	55.91	53.74	60.46	66.15	62.26	55.49	55.37	59.42	62.79	65.28	58.56	
		Stride count	34.03	33.44	34.10	32.15	30.74	31.69	33.56	33.60	32.43	31.55	30.94	424.73	

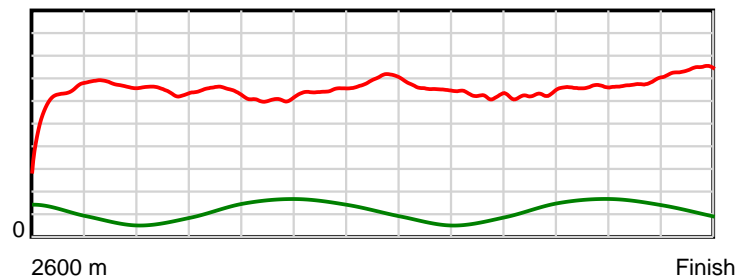
10 m Stride length



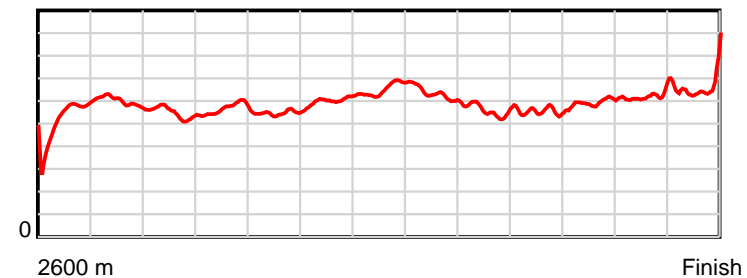
0.6 s Stride duration



20 m/sec Speed



100 % Stride efficiency



Note: Horizontal distance axis grid lines are 200m furlongs.

Disclaimer.

HRNZ and NZMTC and Thoroughbred Ratings Pty Ltd accepts no responsibility for the completeness or accuracy of any of the information contained herein, and makes no representations about its suitability for any particular purpose. Users should make their own judgements about those matters and/or seek independent advice. You assume all risks associated with use of the data provided on this page.



Race Results



September 06, 2019, Race 7, DYERS ROAD ITM HANDICAP TROT, Distance 2600m, Addington - Survey 3200m

Result	TAB no.	Horse (Barrier)	2600 to	2400m to
4th	4	Destiny Jones (5)	2400m	2200m
		Position in running (margin)	-	4(11.1)
		Sectional time (s)	18.05	14.39
		Cumulative time (s)	201.81	183.76
		Speed (m/s)	11.08	13.90
		Stride length (m)	5.80	6.45
		Stride duration (s)	0.459	0.464
		Stride efficiency (%)	52.52	65.08
		Stride count	34.50	30.99

Disclaimer.

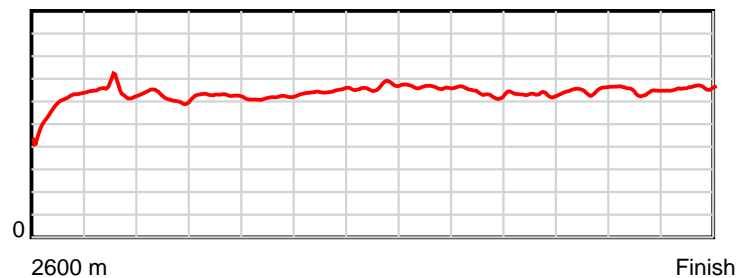
HRNZ and NZMTC and Thoroughbred Ratings Pty Ltd accepts no responsibility for the completeness or accuracy of any of the information contained herein, and makes no representations about its suitability for any particular purpose. Users should make their own judgements about those matters and/or seek independent advice. You assume all risks associated with use of the data provided on this page.

Race Results

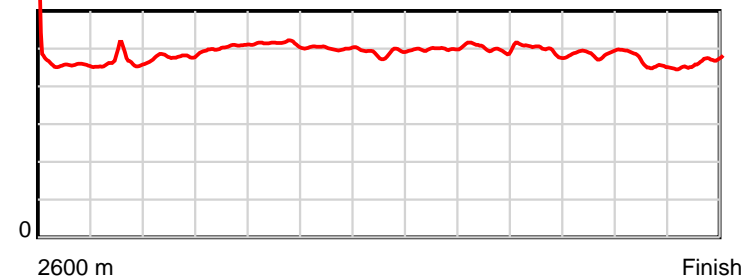
September 06, 2019, Race 7, DYERS ROAD ITM HANDICAP TROT, Distance 2600m, Addington - Survey 3200m

Result	TAB no.	Horse (Barrier)	2200m to	2000m to	1800m to	1600m to	1400m to	1200m to	1000m to	800m to	600m to	400m to	200m to	Total or	Margin
4th	4	Destiny Jones (5)	2000m	1800m	1600m	1400m	1200m	1000m	800m	600m	400m	200m	WP	Average	
		Position in running (margin)	4(10.1)	4(9.0)	4(6.7)	4(7.0)	4(6.0)	4(4.6)	4(3.1)	5(3.7)	5(2.6)	5(3.3)	5(3.3)		1.30
		Sectional time (s)	15.62	16.03	16.71	15.39	14.69	15.24	16.16	15.73	15.24	14.50	14.06		
		Cumulative time (s)	169.37	153.75	137.72	121.01	105.62	90.93	75.69	59.53	43.80	28.56	14.06	3:21.81	
		Speed (m/s)	12.80	12.48	11.97	13.00	13.61	13.12	12.38	12.71	13.12	13.79	14.22	12.88	
		Stride length (m)	6.12	6.28	6.15	6.52	6.67	6.55	6.22	6.31	6.40	6.40	6.61	6.34	
		Stride duration (s)	0.478	0.503	0.513	0.502	0.490	0.499	0.503	0.496	0.488	0.464	0.464	0.492	
		Stride efficiency (%)	58.62	61.66	59.04	66.43	69.48	66.97	60.46	62.21	64.05	63.98	68.23	62.73	
		Stride count	32.65	31.84	32.54	30.67	29.99	30.55	32.15	31.70	31.24	31.26	30.27	410.35	

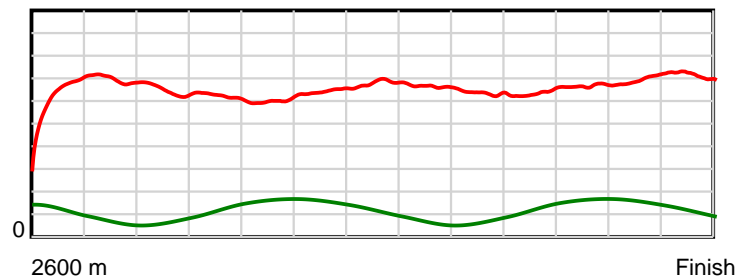
10 m Stride length



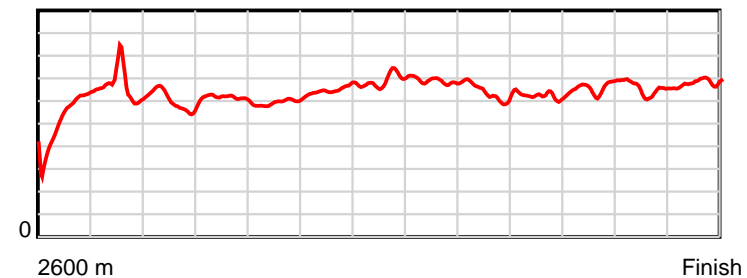
0.6 s Stride duration



20 m/sec Speed



100 % Stride efficiency



Note: Horizontal distance axis grid lines are 200m furlongs.

Disclaimer.

HRNZ and NZMTC and Thoroughbred Ratings Pty Ltd accepts no responsibility for the completeness or accuracy of any of the information contained herein, and makes no representations about its suitability for any particular purpose. Users should make their own judgements about those matters and/or seek independent advice. You assume all risks associated with use of the data provided on this page.



Race Results



September 06, 2019, Race 7, DYERS ROAD ITM HANDICAP TROT, Distance 2600m, Addington - Survey 3200m

Result	TAB no.	Horse (Barrier)	2600 to	2400m to
5th	2	Madeleine Stow... (8)	2400m	2200m
		Position in running (margin)	-	2(2.0)
		Sectional time (s)	16.44	14.85
		Cumulative time (s)	202.10	185.66
		Speed (m/s)	12.17	13.47
		Stride length (m)	5.12	5.79
		Stride duration (s)	0.426	0.430
		Stride efficiency (%)	40.90	52.35
		Stride count	39.09	34.56

Disclaimer.

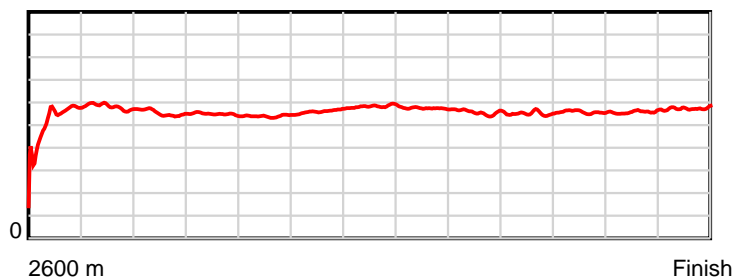
HRNZ and NZMTC and Thoroughbred Ratings Pty Ltd accepts no responsibility for the completeness or accuracy of any of the information contained herein, and makes no representations about its suitability for any particular purpose. Users should make their own judgements about those matters and/or seek independent advice. You assume all risks associated with use of the data provided on this page.

Race Results

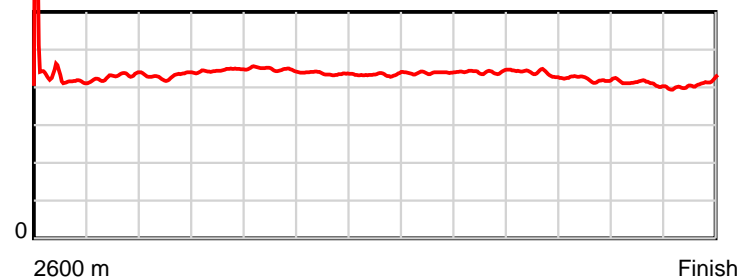
September 06, 2019, Race 7, DYERS ROAD ITM HANDICAP TROT, Distance 2600m, Addington - Survey 3200m

Result	TAB no.	Horse (Barrier)	2200m to	2000m to	1800m to	1600m to	1400m to	1200m to	1000m to	800m to	600m to	400m to	200m to	Total or	Margin
5th	2	Madeleine Stow... (8)	2000m	1800m	1600m	1400m	1200m	1000m	800m	600m	400m	200m	WP	Average	
		Position in running (margin)	2(3.8)	2(2.9)	2(2.1)	2(2.1)	2(2.5)	2(2.1)	3(2.1)	2(1.5)	3(1.7)	3(1.7)	4(2.9)		1.60
		Sectional time (s)	15.68	16.27	16.65	15.64	14.85	15.48	15.98	15.94	15.13	14.69	14.50		
		Cumulative time (s)	170.81	155.13	138.86	122.21	106.57	91.72	76.24	60.26	44.32	29.19	14.50	3:22.10	
		Speed (m/s)	12.76	12.29	12.01	12.79	13.47	12.92	12.52	12.55	13.22	13.61	13.79	12.87	
		Stride length (m)	5.49	5.47	5.39	5.59	5.84	5.67	5.53	5.49	5.58	5.58	5.64	5.55	
		Stride duration (s)	0.430	0.445	0.448	0.437	0.434	0.439	0.442	0.437	0.422	0.410	0.409	0.431	
		Stride efficiency (%)	47.12	46.79	45.33	48.79	53.29	50.20	47.73	47.04	48.71	48.63	49.77	48.06	
		Stride count	36.42	36.55	37.13	35.79	34.25	35.29	36.19	36.45	35.82	35.85	35.44	468.83	

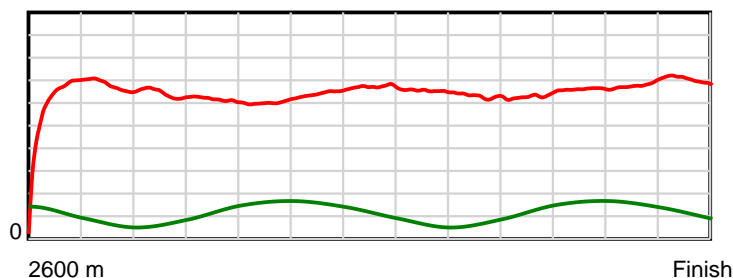
10 m Stride length



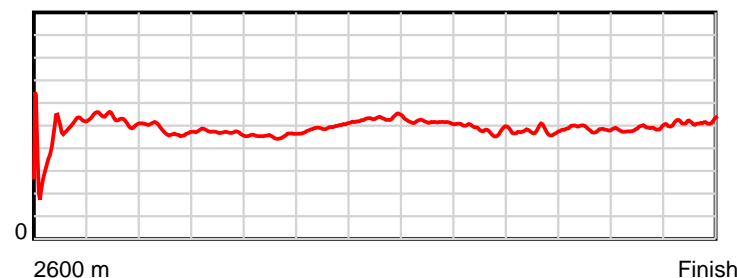
0.5 s Stride duration



20 m/sec Speed



100 % Stride efficiency



Note: Horizontal distance axis grid lines are 200m furlongs.

Disclaimer.

HRNZ and NZMTC and Thoroughbred Ratings Pty Ltd accepts no responsibility for the completeness or accuracy of any of the information contained herein, and makes no representations about its suitability for any particular purpose. Users should make their own judgements about those matters and/or seek independent advice. You assume all risks associated with use of the data provided on this page.



Race Results



September 06, 2019, Race 7, DYERS ROAD ITM HANDICAP TROT, Distance 2600m, Addington - Survey 3200m

Result	TAB no.	Horse (Barrier)	2600 to	2400m to
6th	8	Monkey's Way (1)	2400m	2200m
		Position in running (margin)	-	3(2.4)
		Sectional time (s)	16.65	15.11
		Cumulative time (s)	202.51	185.86
		Speed (m/s)	12.01	13.24
		Stride length (m)	5.95	6.06
		Stride duration (s)	0.437	0.458
		Stride efficiency (%)	55.38	57.39
		Stride count	33.60	33.00

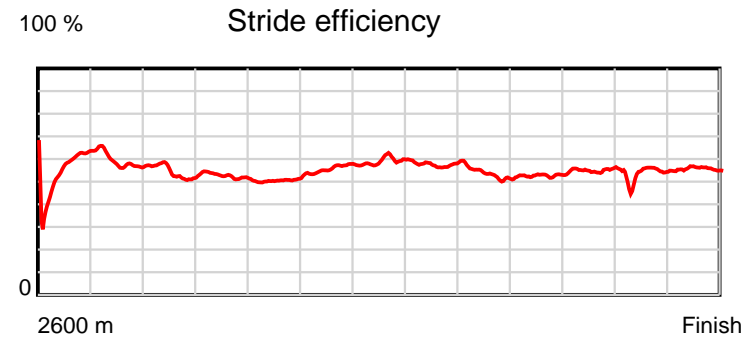
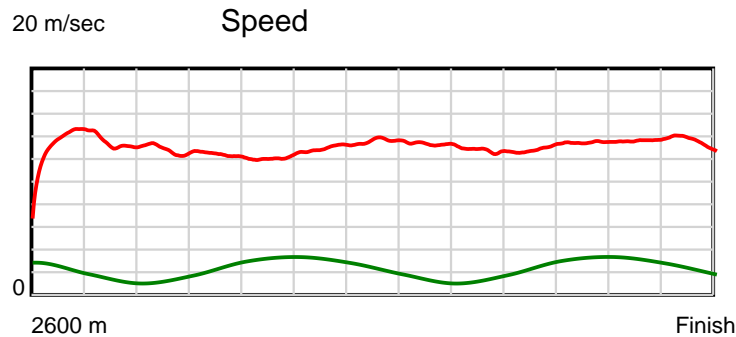
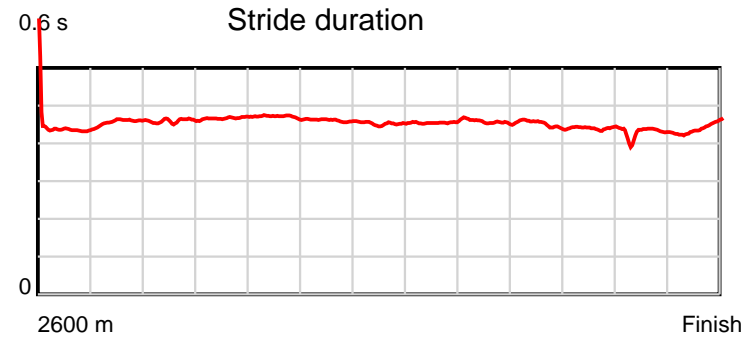
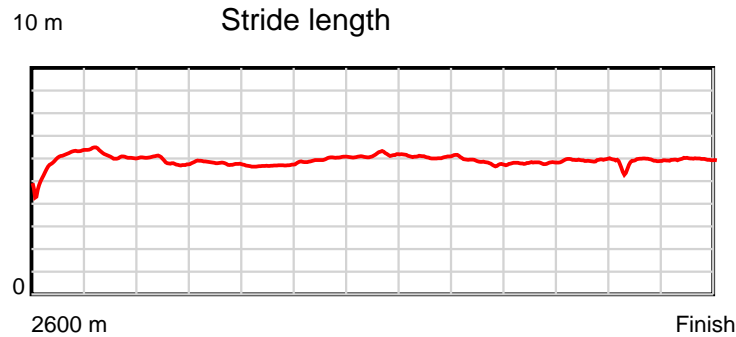
Disclaimer.

HRNZ and NZMTC and Thoroughbred Ratings Pty Ltd accepts no responsibility for the completeness or accuracy of any of the information contained herein, and makes no representations about its suitability for any particular purpose. Users should make their own judgements about those matters and/or seek independent advice. You assume all risks associated with use of the data provided on this page.

Race Results

September 06, 2019, Race 7, DYERS ROAD ITM HANDICAP TROT, Distance 2600m, Addington - Survey 3200m

Result	TAB no.	Horse (Barrier)	2200m to	2000m to	1800m to	1600m to	1400m to	1200m to	1000m to	800m to	600m to	400m to	200m to	Total or	Margin
6th	8	Monkey's Way (1)	2000m	1800m	1600m	1400m	1200m	1000m	800m	600m	400m	200m	WP	Average	
		Position in running (margin)	3(5.8)	3(5.2)	3(4.1)	3(4.8)	3(4.4)	3(3.0)	2(2.0)	3(1.6)	2(0.3)	2(1.4)	3(2.7)		2.20
		Sectional time (s)	15.72	16.23	16.76	15.50	14.69	15.31	16.01	15.67	15.32	14.72	14.82		
		Cumulative time (s)	170.75	155.03	138.80	122.04	106.54	91.85	76.54	60.53	44.86	29.54	14.82	3:22.51	
		Speed (m/s)	12.72	12.32	11.93	12.90	13.61	13.06	12.49	12.76	13.05	13.59	13.50	12.84	
		Stride length (m)	5.84	5.76	5.61	5.95	6.15	5.95	5.70	5.75	5.74	5.80	5.98	5.86	
		Stride duration (s)	0.459	0.467	0.471	0.461	0.452	0.456	0.456	0.450	0.440	0.427	0.444	0.457	
		Stride efficiency (%)	53.29	51.79	49.26	55.36	59.07	55.40	50.72	51.64	51.53	52.50	55.97	53.69	
		Stride count	34.25	34.74	35.62	33.60	32.53	33.59	35.11	34.79	34.83	34.50	33.42	443.58	



Note: Horizontal distance axis grid lines are 200m furlongs.

Disclaimer.

HRNZ and NZMTC and Thoroughbred Ratings Pty Ltd accepts no responsibility for the completeness or accuracy of any of the information contained herein, and makes no representations about its suitability for any particular purpose. Users should make their own judgements about those matters and/or seek independent advice. You assume all risks associated with use of the data provided on this page.



Race Results



September 06, 2019, Race 7, DYERS ROAD ITM HANDICAP TROT, Distance 2600m, Addington - Survey 3200m

Result	TAB no.	Horse (Barrier)	2600 to	2400m to
7th	5	Enghien (7)	2400m	2200m
		Position in running (margin)	-	6(17.4)
		Sectional time (s)	19.20	15.23
		Cumulative time (s)	203.40	184.20
		Speed (m/s)	10.42	13.13
		Stride length (m)	5.54	6.01
		Stride duration (s)	0.458	0.458
		Stride efficiency (%)	47.90	56.42
		Stride count	36.12	33.29

Disclaimer.

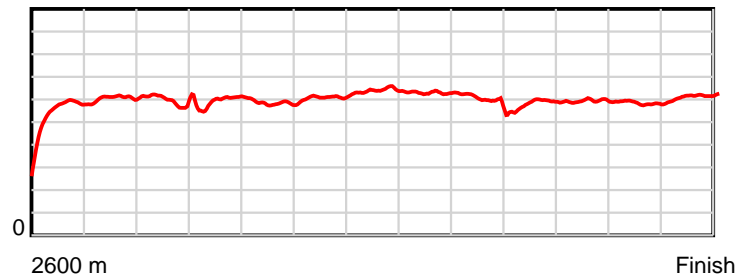
HRNZ and NZMTC and Thoroughbred Ratings Pty Ltd accepts no responsibility for the completeness or accuracy of any of the information contained herein, and makes no representations about its suitability for any particular purpose. Users should make their own judgements about those matters and/or seek independent advice. You assume all risks associated with use of the data provided on this page.

Race Results

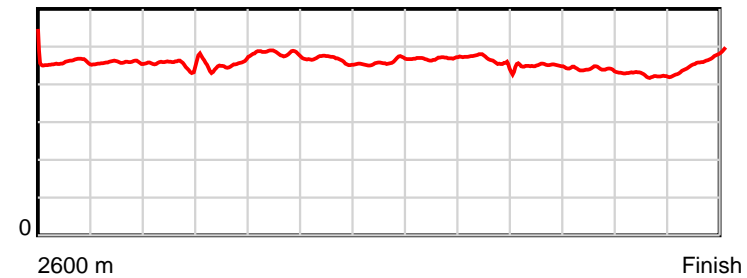
September 06, 2019, Race 7, DYERS ROAD ITM HANDICAP TROT, Distance 2600m, Addington - Survey 3200m

Result	TAB no.	Horse (Barrier)	2200m to	2000m to	1800m to	1600m to	1400m to	1200m to	1000m to	800m to	600m to	400m to	200m to	Total or	Margin
7th	5	Enghien (7)	2000m	1800m	1600m	1400m	1200m	1000m	800m	600m	400m	200m	WP	Average	
		Position in running (margin)	6(21.5)	6(18.7)	6(11.7)	6(11.5)	6(10.2)	6(6.7)	7(5.9)	6(5.5)	4(2.3)	4(3.1)	7(5.4)		4.80
		Sectional time (s)	15.35	15.24	16.61	15.34	14.35	15.34	16.01	15.36	15.27	14.88	15.22		
		Cumulative time (s)	168.97	153.62	138.38	121.77	106.43	92.08	76.74	60.73	45.37	30.10	15.22	3:23.40	
		Speed (m/s)	13.03	13.12	12.04	13.04	13.94	13.04	12.49	13.02	13.10	13.44	13.14	12.78	
		Stride length (m)	5.96	5.90	5.81	6.06	6.40	6.11	5.75	5.84	5.75	5.71	6.13	5.91	
		Stride duration (s)	0.457	0.450	0.482	0.465	0.459	0.469	0.460	0.448	0.439	0.425	0.466	0.463	
		Stride efficiency (%)	55.44	54.41	52.68	57.45	64.02	58.42	51.62	53.21	51.67	50.95	58.74	54.62	
		Stride count	33.58	33.90	34.44	32.99	31.25	32.71	34.80	34.27	34.78	35.03	32.62	439.78	

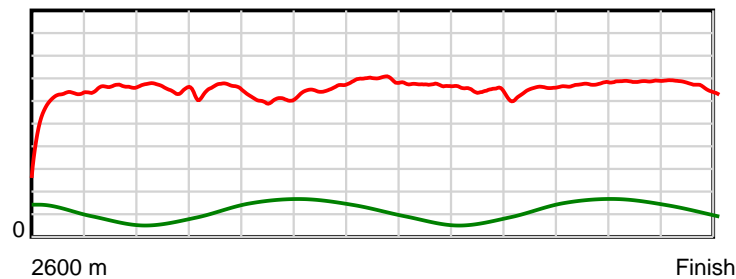
10 m Stride length



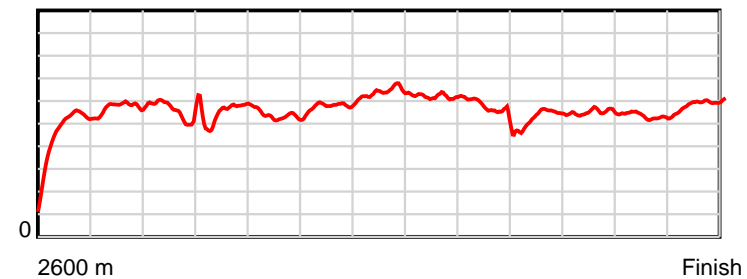
0.6 s Stride duration



20 m/sec Speed



100 % Stride efficiency



Note: Horizontal distance axis grid lines are 200m furlongs.

Disclaimer.

HRNZ and NZMTC and Thoroughbred Ratings Pty Ltd accepts no responsibility for the completeness or accuracy of any of the information contained herein, and makes no representations about its suitability for any particular purpose. Users should make their own judgements about those matters and/or seek independent advice. You assume all risks associated with use of the data provided on this page.



Race Results



September 06, 2019, Race 7, DYERS ROAD ITM HANDICAP TROT, Distance 2600m, Addington - Survey 3200m

Result	TAB no.	Horse (Barrier)	2600 to	2400m to
8th	10	Harriet Of Mot (6)	2400m	2200m
		Position in running (margin)	-	9(26.2)
		Sectional time (s)	20.44	15.44
		Cumulative time (s)	203.53	183.09
		Speed (m/s)	9.79	12.95
		Stride length (m)	5.92	6.00
		Stride duration (s)	0.450	0.463
		Stride efficiency (%)	54.83	56.20
		Stride count	33.76	33.35

Disclaimer.

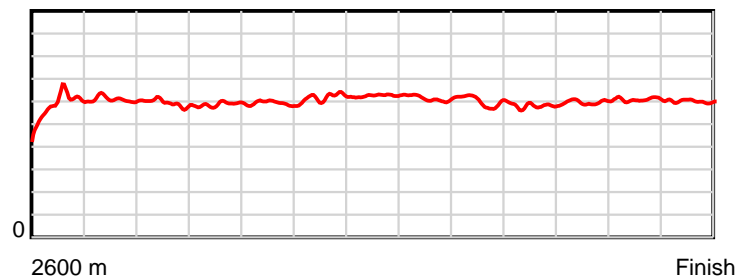
HRNZ and NZMTC and Thoroughbred Ratings Pty Ltd accepts no responsibility for the completeness or accuracy of any of the information contained herein, and makes no representations about its suitability for any particular purpose. Users should make their own judgements about those matters and/or seek independent advice. You assume all risks associated with use of the data provided on this page.

Race Results

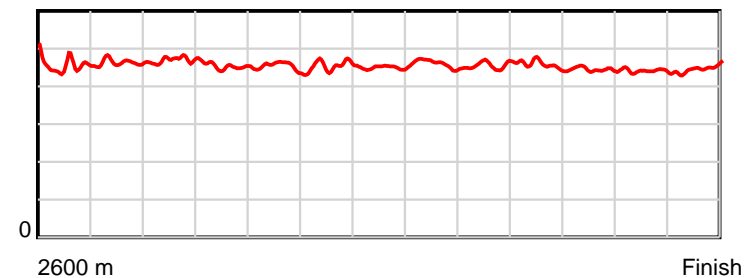
September 06, 2019, Race 7, DYERS ROAD ITM HANDICAP TROT, Distance 2600m, Addington - Survey 3200m

Result	TAB no.	Horse (Barrier)	2200m to	2000m to	1800m to	1600m to	1400m to	1200m to	1000m to	800m to	600m to	400m to	200m to	Total or	Margin
8th	10	Harriet Of Mot (6)	2000m	1800m	1600m	1400m	1200m	1000m	800m	600m	400m	200m	WP	Average	
		Position in running (margin)	9(31.6)	9(32.3)	9(26.2)	9(19.3)	10(16.4)	10(12.8)	10(12.0)	9(7.3)	8(6.6)	8(7.0)	8(7.8)		0.70
		Sectional time (s)	15.95	15.39	15.51	15.06	14.34	15.34	15.29	15.78	15.20	14.62	15.17		
		Cumulative time (s)	167.65	151.70	136.31	120.80	105.74	91.40	76.06	60.77	44.99	29.79	15.17	3:23.53	
		Speed (m/s)	12.54	13.00	12.89	13.28	13.95	13.04	13.08	12.67	13.16	13.68	13.18	12.77	
		Stride length (m)	5.89	5.90	5.83	6.05	6.27	5.99	5.97	5.78	5.84	6.04	5.92	5.95	
		Stride duration (s)	0.469	0.454	0.452	0.455	0.449	0.459	0.456	0.456	0.444	0.441	0.449	0.466	
		Stride efficiency (%)	54.17	54.35	53.13	57.13	61.36	56.06	55.67	52.22	53.35	56.92	54.69	55.32	
		Stride count	33.97	33.91	34.30	33.08	31.92	33.39	33.51	34.60	34.23	33.14	33.81	436.97	

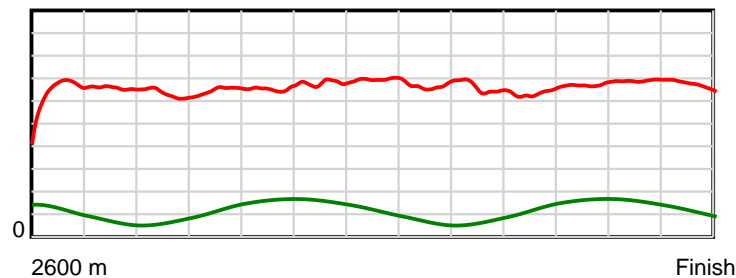
10 m Stride length



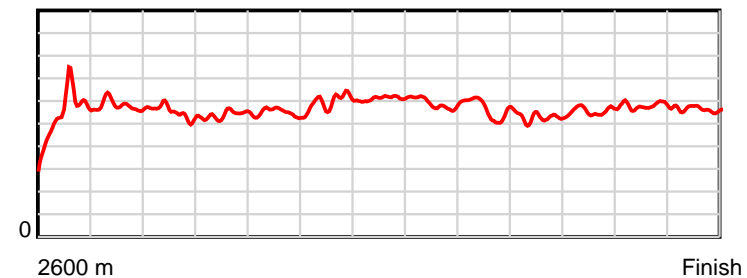
0.6 s Stride duration



20 m/sec Speed



100 % Stride efficiency



Note: Horizontal distance axis grid lines are 200m furlongs.

Disclaimer.

HRNZ and NZMTC and Thoroughbred Ratings Pty Ltd accepts no responsibility for the completeness or accuracy of any of the information contained herein, and makes no representations about its suitability for any particular purpose. Users should make their own judgements about those matters and/or seek independent advice. You assume all risks associated with use of the data provided on this page.



Race Results



September 06, 2019, Race 7, DYERS ROAD ITM HANDICAP TROT, Distance 2600m, Addington - Survey 3200m

Result	TAB no.	Horse (Barrier)	2600 to	2400m to
9th	9	Monbet (4)	2400m	2200m
		Position in running (margin)	-	8(23.4)
		Sectional time (s)	20.19	15.53
		Cumulative time (s)	205.80	185.61
		Speed (m/s)	9.91	12.88
		Stride length (m)	5.73	5.86
		Stride duration (s)	0.457	0.455
		Stride efficiency (%)	51.22	53.72
		Stride count	34.93	34.11

Disclaimer.

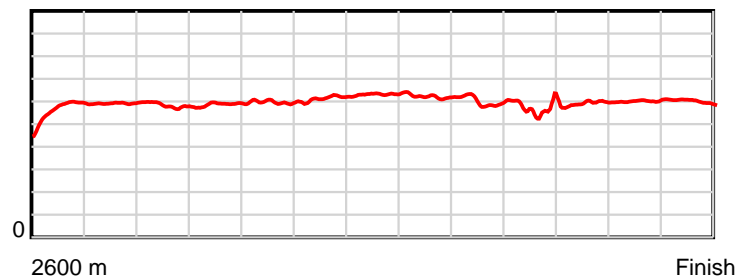
HRNZ and NZMTC and Thoroughbred Ratings Pty Ltd accepts no responsibility for the completeness or accuracy of any of the information contained herein, and makes no representations about its suitability for any particular purpose. Users should make their own judgements about those matters and/or seek independent advice. You assume all risks associated with use of the data provided on this page.

Race Results

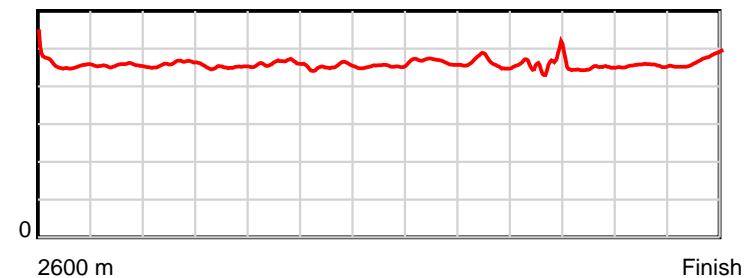
September 06, 2019, Race 7, DYERS ROAD ITM HANDICAP TROT, Distance 2600m, Addington - Survey 3200m

Result	TAB no.	Horse (Barrier)	2200m to	2000m to	1800m to	1600m to	1400m to	1200m to	1000m to	800m to	600m to	400m to	200m to	Total or	Margin
9th	9	Monbet (4)	2000m	1800m	1600m	1400m	1200m	1000m	800m	600m	400m	200m	WP	Average	
		Position in running (margin)	8(29.3)	8(30.1)	8(24.1)	8(18.3)	9(14.2)	9(10.7)	9(10.2)	10(8.7)	10(10.2)	9(11.8)	9(16.2)		12.30
		Sectional time (s)	15.95	15.39	15.70	14.87	14.36	15.38	15.82	16.17	15.39	15.23	15.82		
		Cumulative time (s)	170.08	154.13	138.74	123.04	108.17	93.81	78.43	62.61	46.44	31.05	15.82	3:25.80	
		Speed (m/s)	12.54	13.00	12.74	13.45	13.93	13.00	12.64	12.37	13.00	13.13	12.64	12.63	
		Stride length (m)	5.77	5.86	5.89	6.08	6.32	6.06	5.84	5.64	5.82	5.97	5.98	5.90	
		Stride duration (s)	0.460	0.451	0.462	0.452	0.454	0.466	0.462	0.456	0.448	0.455	0.473	0.467	
		Stride efficiency (%)	52.04	53.65	54.15	57.79	62.45	57.29	53.28	49.70	52.97	55.72	55.85	54.47	
		Stride count	34.66	34.13	33.98	32.89	31.64	33.03	34.25	35.47	34.35	33.49	33.45	440.38	

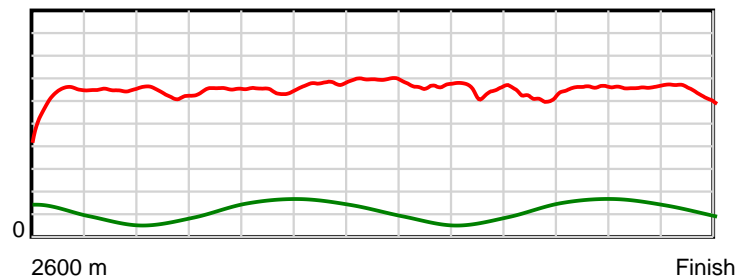
10 m Stride length



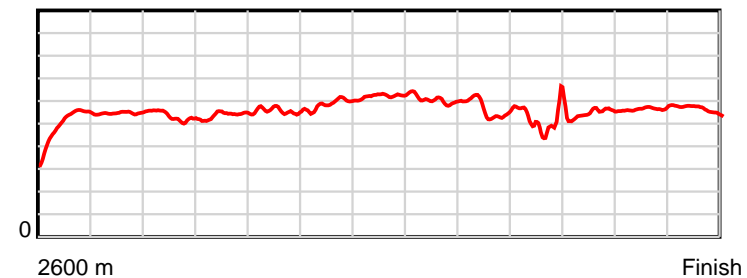
0.6 s Stride duration



20 m/sec Speed



100 % Stride efficiency



Note: Horizontal distance axis grid lines are 200m furlongs.

Disclaimer.

HRNZ and NZMTC and Thoroughbred Ratings Pty Ltd accepts no responsibility for the completeness or accuracy of any of the information contained herein, and makes no representations about its suitability for any particular purpose. Users should make their own judgements about those matters and/or seek independent advice. You assume all risks associated with use of the data provided on this page.



Race Results



September 06, 2019, Race 7, DYERS ROAD ITM HANDICAP TROT, Distance 2600m, Addington - Survey 3200m

Result	TAB no.	Horse (Barrier)	2600 to	2400m to
10th	1	Sundons Flyer (3)	2400m	2200m
		Position in running (margin)	-	10(41.0)
		Sectional time (s)	22.95	14.74
		Cumulative time (s)	209.49	186.54
		Speed (m/s)	8.72	13.57
		Stride length (m)	4.01	5.77
		Stride duration (s)	0.455	0.425
		Stride efficiency (%)	25.07	52.00
		Stride count	49.94	34.67

Disclaimer.

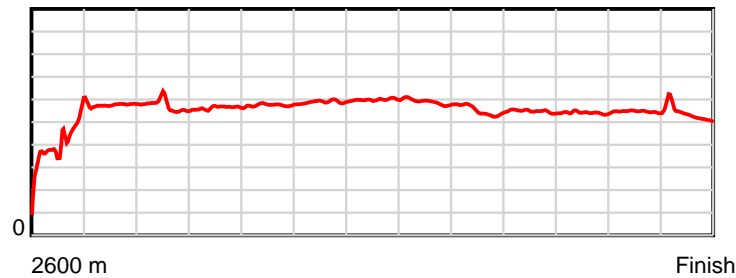
HRNZ and NZMTC and Thoroughbred Ratings Pty Ltd accepts no responsibility for the completeness or accuracy of any of the information contained herein, and makes no representations about its suitability for any particular purpose. Users should make their own judgements about those matters and/or seek independent advice. You assume all risks associated with use of the data provided on this page.

Race Results

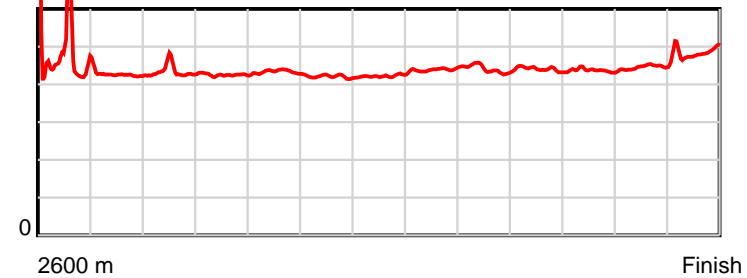
September 06, 2019, Race 7, DYERS ROAD ITM HANDICAP TROT, Distance 2600m, Addington - Survey 3200m

Result	TAB no.	Horse (Barrier)	2200m to	2000m to	1800m to	1600m to	1400m to	1200m to	1000m to	800m to	600m to	400m to	200m to	Total or	Margin
10th	1	Sundons Flyer (3)	2000m	1800m	1600m	1400m	1200m	1000m	800m	600m	400m	200m	WP	Average	
		Position in running (margin)	10(42.2)	10(38.8)	10(31.0)	10(22.1)	8(13.8)	8(8.8)	6(5.2)	7(5.8)	9(6.7)	10(13.0)	10(23.3)		19.90
		Sectional time (s)	15.26	15.11	15.16	14.17	14.11	14.87	16.17	16.06	16.17	16.22	18.50		
		Cumulative time (s)	171.80	156.54	141.43	126.27	112.10	97.99	83.12	66.95	50.89	34.72	18.50	3:29.49	
		Speed (m/s)	13.11	13.24	13.19	14.11	14.17	13.45	12.37	12.45	12.37	12.33	10.81	12.41	
		Stride length (m)	5.66	5.62	5.72	5.94	5.98	5.91	5.44	5.49	5.40	5.50	5.23	5.46	
		Stride duration (s)	0.432	0.425	0.434	0.420	0.422	0.439	0.440	0.441	0.437	0.446	0.484	0.440	
		Stride efficiency (%)	50.07	49.42	51.14	55.05	55.95	54.56	46.27	47.11	45.63	47.26	42.76	46.58	
		Stride count	35.33	35.56	34.96	33.70	33.42	33.85	36.75	36.42	37.01	36.37	38.23	476.21	

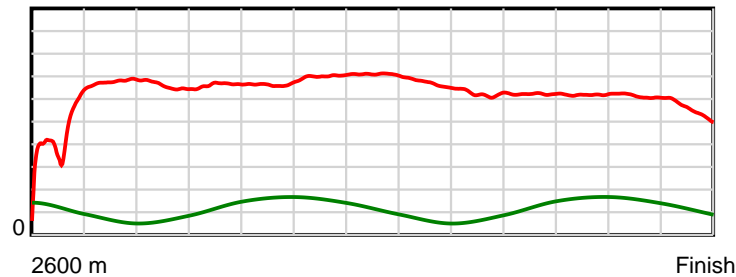
10 m Stride length



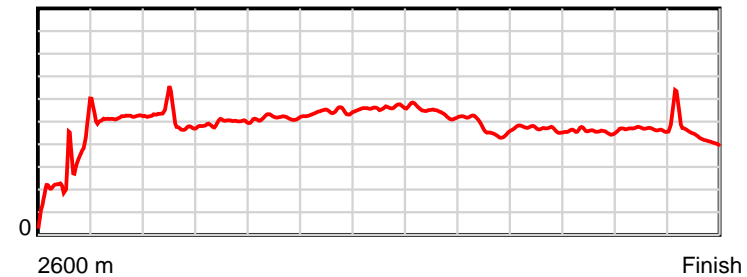
0.6 s Stride duration



20 m/sec Speed



100 % Stride efficiency



Note: Horizontal distance axis grid lines are 200m furlongs.

Disclaimer.

HRNZ and NZMTC and Thoroughbred Ratings Pty Ltd accepts no responsibility for the completeness or accuracy of any of the information contained herein, and makes no representations about its suitability for any particular purpose. Users should make their own judgements about those matters and/or seek independent advice. You assume all risks associated with use of the data provided on this page.