



Race Results

NZ Metropolitan Trotting Club Inc, HRNZ, September 13, 2019

Compilation date: September 13, 2019, 6:15:44 PM (NZST)

Copyright © 2019 HRNZ and NZMTC. All rights reserved.

Trademarks.

StrideMASTER is a registered trademark of Thoroughbred Ratings Pty Ltd.

Disclaimer.

HRNZ and NZMTC and Thoroughbred Ratings Pty Ltd accepts no responsibility for the completeness or accuracy of any of the information contained herein, and makes no representations about its suitability for any particular purpose. Users should make their own judgements about those matters and/or seek independent advice. You assume all risks associated with use of the data provided on this page.



Race Results



September 13, 2019, Race 3, VERO HANDICAP TROT, Distance 2600m, Addington - Survey 3200m

Result	TAB no.	Horse (Barrier)	2600 to	2400m to
1st	7	Oscar Bonavena (1)	2400m	2200m
		Position in running (margin)	-	7(12.4)
		Sectional time (s)	18.69	15.33
		Cumulative time (s)	197.74	179.05
		Speed (m/s)	10.70	13.05
		Stride length (m)	5.68	5.79
		Stride duration (s)	0.442	0.444
		Stride efficiency (%)	50.35	52.39
		Stride count	35.23	34.54

Disclaimer.

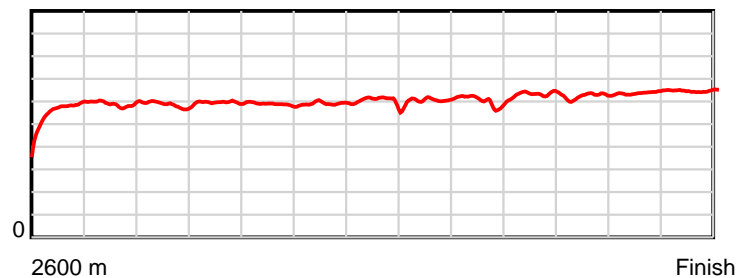
HRNZ and NZMTC and Thoroughbred Ratings Pty Ltd accepts no responsibility for the completeness or accuracy of any of the information contained herein, and makes no representations about its suitability for any particular purpose. Users should make their own judgements about those matters and/or seek independent advice. You assume all risks associated with use of the data provided on this page.

Race Results

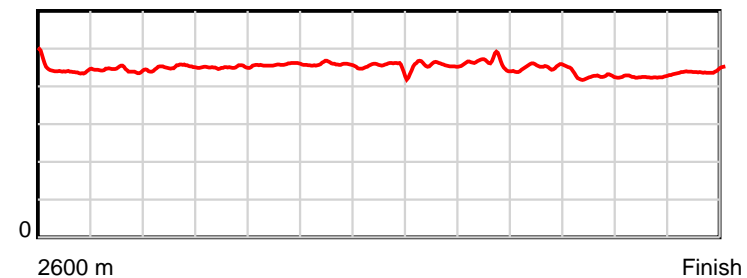
September 13, 2019, Race 3, VERO HANDICAP TROT, Distance 2600m, Addington - Survey 3200m

Result	TAB no.	Horse (Barrier)	2200m to	2000m to	1800m to	1600m to	1400m to	1200m to	1000m to	800m to	600m to	400m to	200m to	Total or	Margin
1st	7	Oscar Bonavena (1)	2000m	1800m	1600m	1400m	1200m	1000m	800m	600m	400m	200m	WP	Average	
		Position in running (margin)	7(12.4)	7(13.4)	7(11.2)	7(9.7)	8(9.4)	8(7.7)	8(7.3)	8(6.8)	7(3.5)	2(0.7)	1(0.0)		0.00
		Sectional time (s)	15.51	15.13	15.86	15.80	14.98	15.40	15.54	14.25	14.04	13.52	13.69		
		Cumulative time (s)	163.72	148.21	133.08	117.22	101.42	86.44	71.04	55.50	41.25	27.21	13.69	3:17.74	
		Speed (m/s)	12.89	13.22	12.61	12.66	13.35	12.99	12.87	14.04	14.25	14.79	14.61	13.15	
		Stride length (m)	5.80	5.95	5.77	5.80	6.02	5.94	5.93	6.36	6.06	6.31	6.44	5.98	
		Stride duration (s)	0.450	0.450	0.458	0.458	0.451	0.458	0.461	0.453	0.425	0.426	0.441	0.455	
		Stride efficiency (%)	52.59	55.35	52.09	52.50	56.56	55.15	54.91	63.20	57.36	62.18	64.90	55.87	
		Stride count	34.47	33.61	34.64	34.50	33.24	33.66	33.74	31.45	33.01	31.71	31.04	434.84	

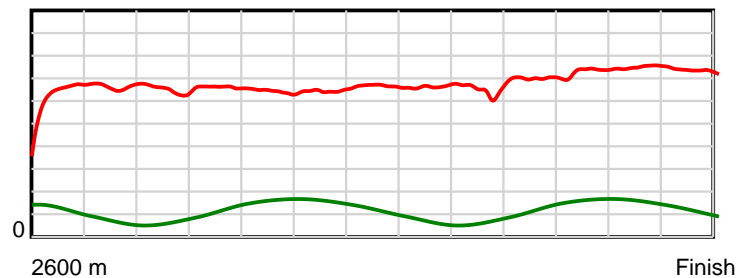
10 m Stride length



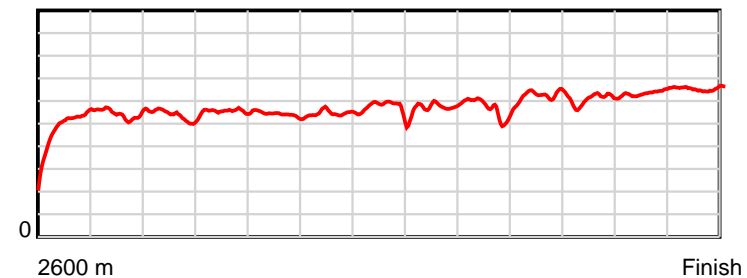
0.6 s Stride duration



20 m/sec Speed



100 % Stride efficiency



Note: Horizontal distance axis grid lines are 200m furlongs.

Disclaimer.

HRNZ and NZMTC and Thoroughbred Ratings Pty Ltd accepts no responsibility for the completeness or accuracy of any of the information contained herein, and makes no representations about its suitability for any particular purpose. Users should make their own judgements about those matters and/or seek independent advice. You assume all risks associated with use of the data provided on this page.



Race Results



September 13, 2019, Race 3, VERO HANDICAP TROT, Distance 2600m, Addington - Survey 3200m

Result	TAB no.	Horse (Barrier)	2600 to	2400m to
2nd	1	Lone Star Lad (2)	2400m	2200m
		Position in running (margin)	-	4(3.6)
		Sectional time (s)	17.36	15.55
		Cumulative time (s)	198.14	180.78
		Speed (m/s)	11.52	12.86
		Stride length (m)	5.51	6.12
		Stride duration (s)	0.464	0.476
		Stride efficiency (%)	47.44	58.61
		Stride count	36.30	32.66

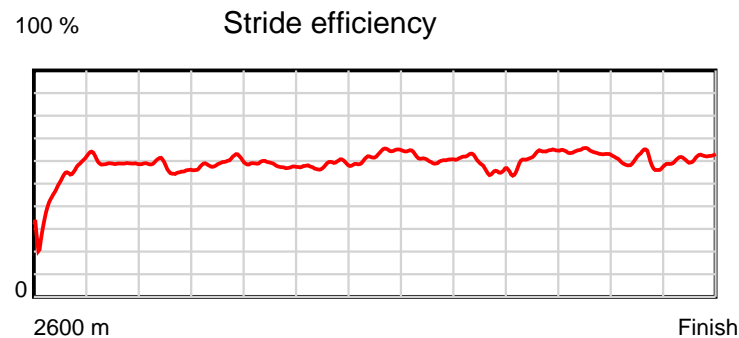
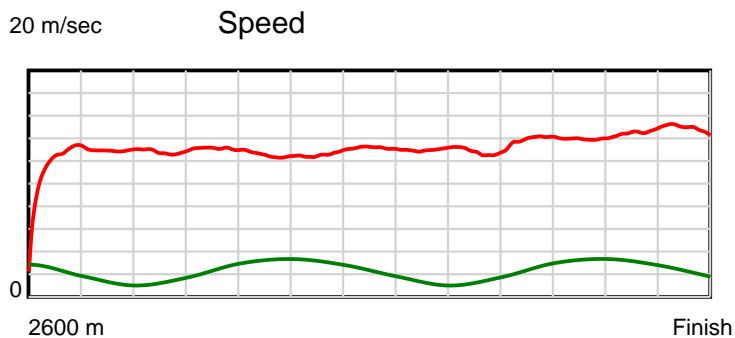
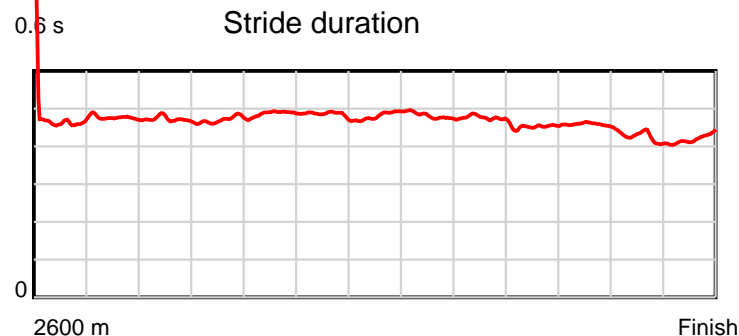
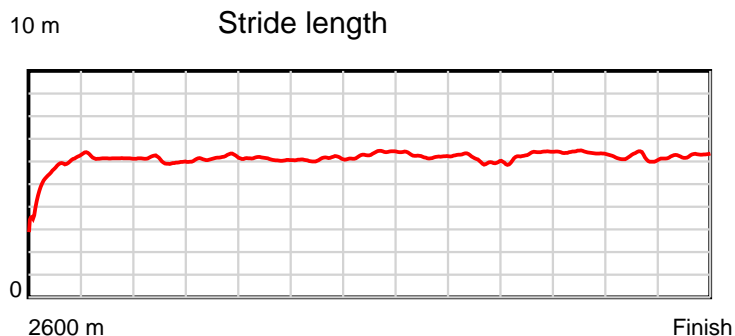
Disclaimer.

HRNZ and NZMTC and Thoroughbred Ratings Pty Ltd accepts no responsibility for the completeness or accuracy of any of the information contained herein, and makes no representations about its suitability for any particular purpose. Users should make their own judgements about those matters and/or seek independent advice. You assume all risks associated with use of the data provided on this page.

Race Results

September 13, 2019, Race 3, VERO HANDICAP TROT, Distance 2600m, Addington - Survey 3200m

Result	TAB no.	Horse (Barrier)	2200m to	2000m to	1800m to	1600m to	1400m to	1200m to	1000m to	800m to	600m to	400m to	200m to	Total or	Margin
2nd	1	Lone Star Lad (2)	2000m	1800m	1600m	1400m	1200m	1000m	800m	600m	400m	200m	WP	Average	
		Position in running (margin)	3(4.9)	3(6.5)	3(5.3)	4(4.4)	4(4.7)	5(4.2)	5(4.0)	4(3.8)	3(1.8)	4(1.8)	3(3.4)		2.20
		Sectional time (s)	15.61	15.29	15.95	15.90	15.18	15.45	15.59	14.44	14.52	13.90	13.40		
		Cumulative time (s)	165.23	149.62	134.33	118.38	102.48	87.30	71.85	56.26	41.82	27.30	13.40	3:18.14	
		Speed (m/s)	12.81	13.08	12.54	12.58	13.18	12.94	12.83	13.85	13.77	14.39	14.93	13.12	
		Stride length (m)	6.05	6.14	6.11	6.10	6.34	6.22	6.11	6.25	6.31	6.11	6.31	6.12	
		Stride duration (s)	0.472	0.470	0.487	0.485	0.481	0.481	0.476	0.452	0.458	0.424	0.422	0.467	
		Stride efficiency (%)	57.22	58.95	58.24	58.16	62.87	60.51	58.26	61.13	62.12	58.32	62.13	58.57	
		Stride count	33.05	32.56	32.76	32.78	31.53	32.14	32.76	31.98	31.72	32.74	31.72	424.70	



Note: Horizontal distance axis grid lines are 200m furlongs.

Disclaimer.

HRNZ and NZMTC and Thoroughbred Ratings Pty Ltd accepts no responsibility for the completeness or accuracy of any of the information contained herein, and makes no representations about its suitability for any particular purpose. Users should make their own judgements about those matters and/or seek independent advice. You assume all risks associated with use of the data provided on this page.



Race Results



September 13, 2019, Race 3, VERO HANDICAP TROT, Distance 2600m, Addington - Survey 3200m

Result	TAB no.	Horse (Barrier)	2600 to	2400m to
3rd	8	Sundons Flyer (4)	2400m	2200m
		Position in running (margin)	-	5(7.5)
		Sectional time (s)	17.88	15.30
		Cumulative time (s)	199.53	181.65
		Speed (m/s)	11.19	13.07
		Stride length (m)	5.41	5.73
		Stride duration (s)	0.417	0.439
		Stride efficiency (%)	45.70	51.34
		Stride count	36.98	34.89

Disclaimer.

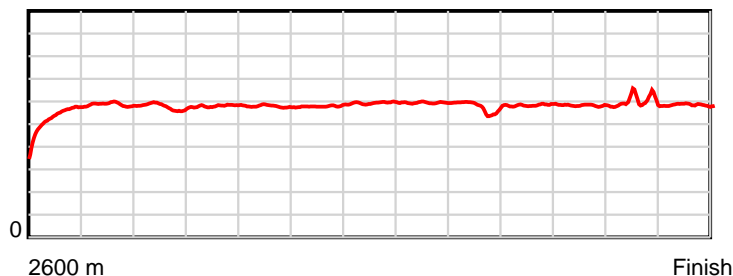
HRNZ and NZMTC and Thoroughbred Ratings Pty Ltd accepts no responsibility for the completeness or accuracy of any of the information contained herein, and makes no representations about its suitability for any particular purpose. Users should make their own judgements about those matters and/or seek independent advice. You assume all risks associated with use of the data provided on this page.

Race Results

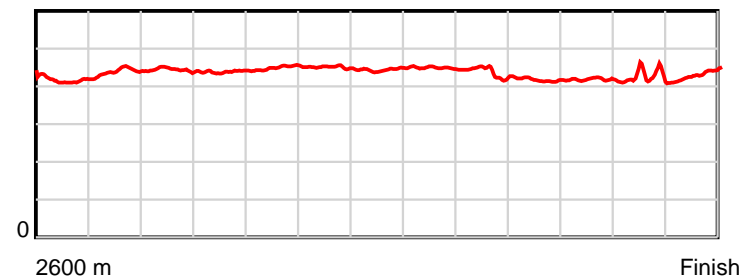
September 13, 2019, Race 3, VERO HANDICAP TROT, Distance 2600m, Addington - Survey 3200m

Result	TAB no.	Horse (Barrier)	2200m to	2000m to	1800m to	1600m to	1400m to	1200m to	1000m to	800m to	600m to	400m to	200m to	Total or	Margin
3rd	8	Sundons Flyer (4)	2000m	1800m	1600m	1400m	1200m	1000m	800m	600m	400m	200m	WP	Average	
		Position in running (margin)	5(7.4)	5(9.5)	5(7.7)	5(6.0)	5(5.6)	4(4.0)	4(3.8)	3(2.8)	1(0.0)	1(0.0)	2(3.1)		9.90
		Sectional time (s)	15.70	15.20	15.81	15.79	14.98	15.45	15.46	14.31	14.52	14.14	14.99		
		Cumulative time (s)	166.35	150.65	135.45	119.64	103.85	88.87	73.42	57.96	43.65	29.13	14.99	3:19.53	
		Speed (m/s)	12.74	13.16	12.65	12.67	13.35	12.94	12.94	13.98	13.77	14.14	13.34	13.03	
		Stride length (m)	5.66	5.77	5.68	5.70	5.93	5.81	5.64	5.83	5.75	5.96	5.75	5.74	
		Stride duration (s)	0.444	0.438	0.449	0.450	0.444	0.449	0.436	0.417	0.418	0.421	0.431	0.440	
		Stride efficiency (%)	50.02	51.94	50.44	50.86	54.96	52.70	49.69	53.06	51.71	55.42	51.62	51.42	
		Stride count	35.35	34.69	35.20	35.06	33.72	34.44	35.47	34.32	34.77	33.58	34.80	453.27	

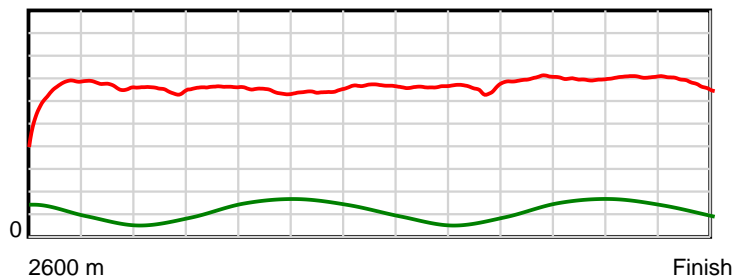
10 m Stride length



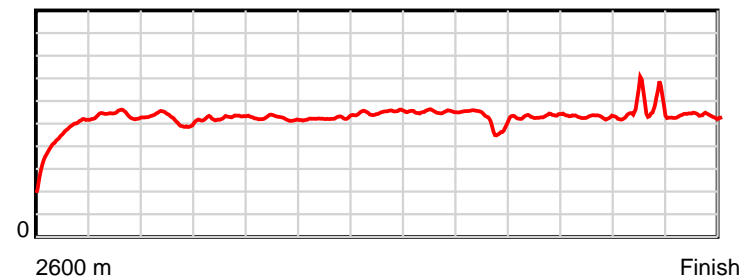
0.6 s Stride duration



20 m/sec Speed



100 % Stride efficiency



Note: Horizontal distance axis grid lines are 200m furlongs.

Disclaimer.

HRNZ and NZMTC and Thoroughbred Ratings Pty Ltd accepts no responsibility for the completeness or accuracy of any of the information contained herein, and makes no representations about its suitability for any particular purpose. Users should make their own judgements about those matters and/or seek independent advice. You assume all risks associated with use of the data provided on this page.



Race Results



September 13, 2019, Race 3, VERO HANDICAP TROT, Distance 2600m, Addington - Survey 3200m

Result	TAB no.	Horse (Barrier)	2600 to	2400m to
4th	5	Unique Marshal... (0)	2400m	2200m
		Position in running (margin)	-	1(0.0)
		Sectional time (s)	16.70	15.32
		Cumulative time (s)	199.89	183.19
		Speed (m/s)	11.98	13.05
		Stride length (m)	5.92	6.28
		Stride duration (s)	0.478	0.481
		Stride efficiency (%)	54.76	61.68
		Stride count	33.79	31.83

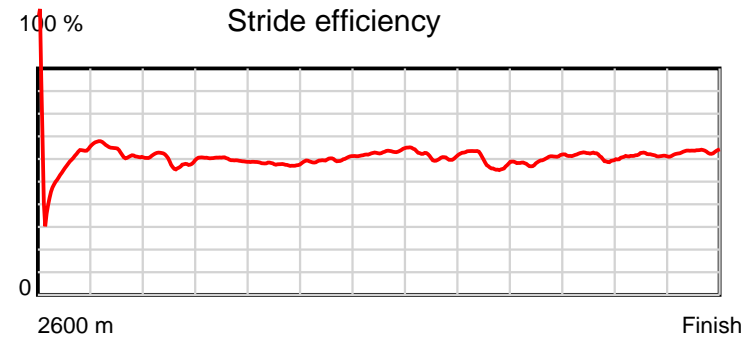
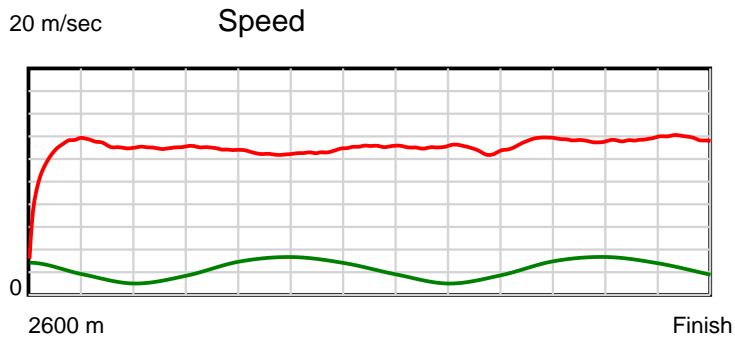
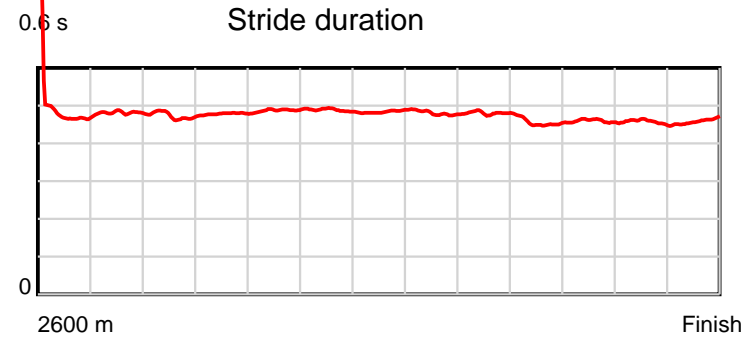
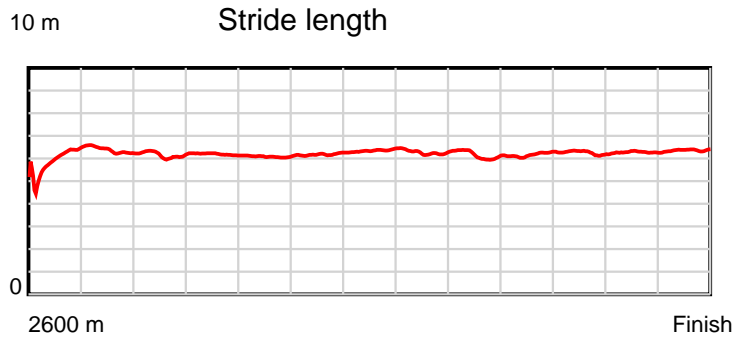
Disclaimer.

HRNZ and NZMTC and Thoroughbred Ratings Pty Ltd accepts no responsibility for the completeness or accuracy of any of the information contained herein, and makes no representations about its suitability for any particular purpose. Users should make their own judgements about those matters and/or seek independent advice. You assume all risks associated with use of the data provided on this page.

Race Results

September 13, 2019, Race 3, VERO HANDICAP TROT, Distance 2600m, Addington - Survey 3200m

Result	TAB no.	Horse (Barrier)	2200m to	2000m to	1800m to	1600m to	1400m to	1200m to	1000m to	800m to	600m to	400m to	200m to	Total or	Margin
4th	5	Unique Marshal... (0)	2000m	1800m	1600m	1400m	1200m	1000m	800m	600m	400m	200m	WP	Average	
		Position in running (margin)	1(0.0)	1(0.0)	1(0.0)	1(0.0)	1(0.0)	1(0.0)	1(0.0)	1(0.0)	2(0.2)	3(1.6)	4(7.7)		11.90
		Sectional time (s)	15.35	15.49	16.11	15.85	15.26	15.48	15.62	14.81	14.76	14.65	14.49		
		Cumulative time (s)	167.87	152.52	137.03	120.92	105.07	89.81	74.33	58.71	43.90	29.14	14.49	3:19.89	
		Speed (m/s)	13.03	12.91	12.41	12.62	13.11	12.92	12.80	13.50	13.55	13.65	13.80	13.01	
		Stride length (m)	6.16	6.18	6.05	6.16	6.34	6.20	6.15	6.14	6.22	6.24	6.34	6.18	
		Stride duration (s)	0.473	0.479	0.488	0.488	0.484	0.480	0.480	0.455	0.459	0.457	0.460	0.475	
		Stride efficiency (%)	59.38	59.64	57.27	59.38	62.82	60.13	59.12	58.94	60.45	60.89	62.88	59.74	
		Stride count	32.44	32.37	33.04	32.44	31.54	32.24	32.52	32.57	32.16	32.04	31.53	420.51	



Note: Horizontal distance axis grid lines are 200m furlongs.

Disclaimer.

HRNZ and NZMTC and Thoroughbred Ratings Pty Ltd accepts no responsibility for the completeness or accuracy of any of the information contained herein, and makes no representations about its suitability for any particular purpose. Users should make their own judgements about those matters and/or seek independent advice. You assume all risks associated with use of the data provided on this page.



Race Results



September 13, 2019, Race 3, VERO HANDICAP TROT, Distance 2600m, Addington - Survey 3200m

Result	TAB no.	Horse (Barrier)	2600 to	2400m to
5th	10	Medusa (7)	2400m	2200m
		Position in running (margin)	-	8(15.4)
		Sectional time (s)	19.29	15.58
		Cumulative time (s)	199.95	180.66
		Speed (m/s)	10.37	12.84
		Stride length (m)	5.64	5.92
		Stride duration (s)	0.465	0.461
		Stride efficiency (%)	49.67	54.69
		Stride count	35.48	33.81

Disclaimer.

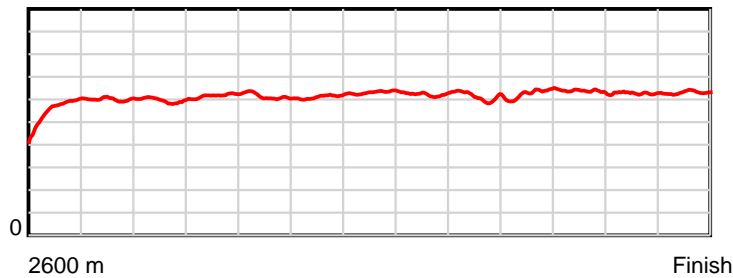
HRNZ and NZMTC and Thoroughbred Ratings Pty Ltd accepts no responsibility for the completeness or accuracy of any of the information contained herein, and makes no representations about its suitability for any particular purpose. Users should make their own judgements about those matters and/or seek independent advice. You assume all risks associated with use of the data provided on this page.

Race Results

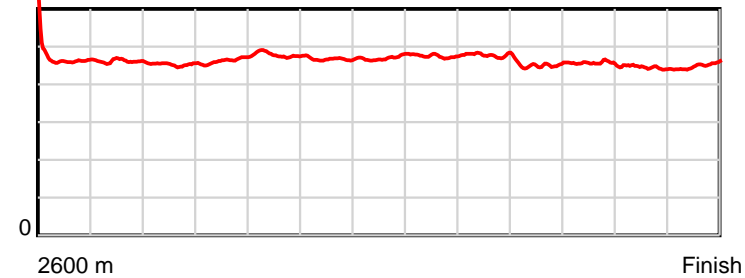
September 13, 2019, Race 3, VERO HANDICAP TROT, Distance 2600m, Addington - Survey 3200m

Result	TAB no.	Horse (Barrier)	2200m to	2000m to	1800m to	1600m to	1400m to	1200m to	1000m to	800m to	600m to	400m to	200m to	Total or	Margin
5th	10	Medusa (7)	2000m	1800m	1600m	1400m	1200m	1000m	800m	600m	400m	200m	WP	Average	
		Position in running (margin)	8(17.0)	8(16.5)	8(13.7)	8(11.5)	7(8.5)	7(6.6)	7(6.1)	7(5.9)	6(3.3)	6(3.8)	5(9.0)		12.20
		Sectional time (s)	15.28	15.03	15.73	15.35	14.94	15.40	15.60	14.35	14.61	14.49	14.30		
		Cumulative time (s)	165.08	149.80	134.77	119.04	103.69	88.75	73.35	57.75	43.40	28.79	14.30	3:19.95	
		Speed (m/s)	13.09	13.31	12.71	13.03	13.39	12.99	12.82	13.94	13.69	13.80	13.99	13.00	
		Stride length (m)	5.92	6.16	6.08	6.09	6.29	6.17	6.12	6.28	6.23	6.13	6.31	6.10	
		Stride duration (s)	0.452	0.463	0.478	0.467	0.470	0.475	0.477	0.451	0.455	0.444	0.451	0.469	
		Stride efficiency (%)	54.79	59.32	57.69	57.87	61.75	59.43	58.44	61.68	60.56	58.79	62.13	58.06	
		Stride count	33.78	32.46	32.92	32.86	31.82	32.43	32.70	31.83	32.13	32.61	31.72	426.55	

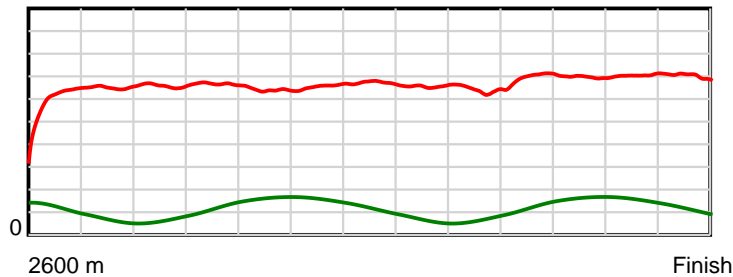
10 m Stride length



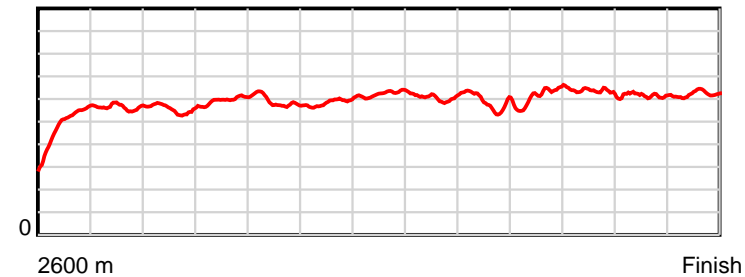
0.6 s Stride duration



20 m/sec Speed



100 % Stride efficiency



Note: Horizontal distance axis grid lines are 200m furlongs.

Disclaimer.

HRNZ and NZMTC and Thoroughbred Ratings Pty Ltd accepts no responsibility for the completeness or accuracy of any of the information contained herein, and makes no representations about its suitability for any particular purpose. Users should make their own judgements about those matters and/or seek independent advice. You assume all risks associated with use of the data provided on this page.



Race Results



September 13, 2019, Race 3, VERO HANDICAP TROT, Distance 2600m, Addington - Survey 3200m

Result	TAB no.	Horse (Barrier)	2600 to	2400m to
6th	2	Bright Glow (3)	2400m	2200m
		Position in running (margin)	-	2(1.3)
		Sectional time (s)	16.77	15.54
		Cumulative time (s)	200.12	183.35
		Speed (m/s)	11.93	12.87
		Stride length (m)	5.42	6.07
		Stride duration (s)	0.456	0.472
		Stride efficiency (%)	45.94	57.62
		Stride count	36.89	32.94

Disclaimer.

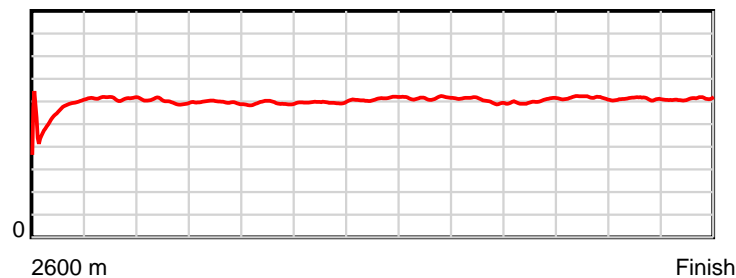
HRNZ and NZMTC and Thoroughbred Ratings Pty Ltd accepts no responsibility for the completeness or accuracy of any of the information contained herein, and makes no representations about its suitability for any particular purpose. Users should make their own judgements about those matters and/or seek independent advice. You assume all risks associated with use of the data provided on this page.

Race Results

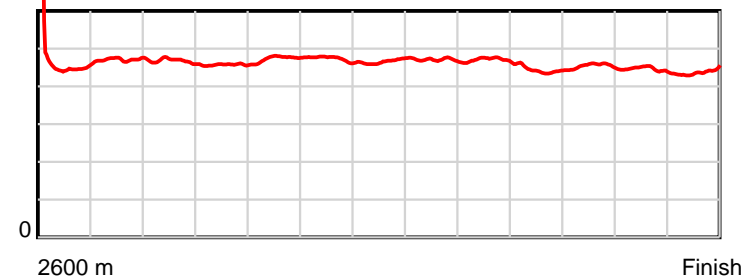
September 13, 2019, Race 3, VERO HANDICAP TROT, Distance 2600m, Addington - Survey 3200m

Result	TAB no.	Horse (Barrier)	2200m to	2000m to	1800m to	1600m to	1400m to	1200m to	1000m to	800m to	600m to	400m to	200m to	Total or	Margin
6th	2	Bright Glow (3)	2000m	1800m	1600m	1400m	1200m	1000m	800m	600m	400m	200m	WP	Average	
		Position in running (margin)	2(2.5)	2(3.7)	2(2.7)	2(2.4)	2(2.8)	3(2.4)	3(2.0)	2(1.9)	5(2.1)	5(3.7)	6(9.7)		13.20
		Sectional time (s)	15.55	15.33	16.05	15.92	15.19	15.42	15.60	14.81	14.80	14.63	14.51		
		Cumulative time (s)	167.81	152.26	136.93	120.88	104.96	89.77	74.35	58.75	43.94	29.14	14.51	3:20.12	
		Speed (m/s)	12.86	13.05	12.46	12.56	13.17	12.97	12.82	13.50	13.51	13.67	13.78	12.99	
		Stride length (m)	6.01	5.96	5.90	5.95	6.14	6.11	6.03	5.99	6.13	6.09	6.04	5.98	
		Stride duration (s)	0.467	0.457	0.474	0.473	0.466	0.471	0.470	0.444	0.454	0.446	0.438	0.460	
		Stride efficiency (%)	56.49	55.59	54.43	55.25	58.86	58.26	56.77	56.16	58.77	57.99	57.04	55.94	
		Stride count	33.26	33.53	33.89	33.63	32.59	32.76	33.18	33.36	32.61	32.83	33.10	434.57	

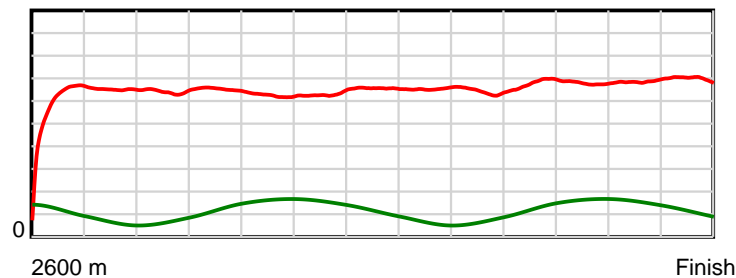
10 m Stride length



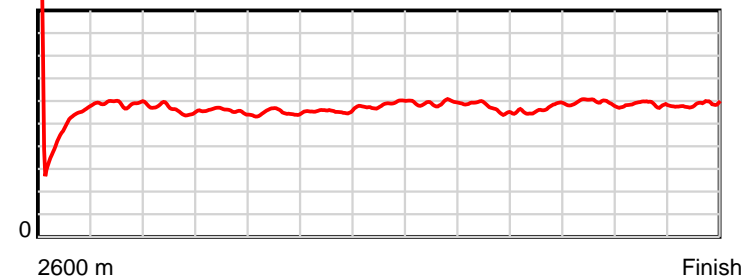
0.6 s Stride duration



20 m/sec Speed



100 % Stride efficiency



Note: Horizontal distance axis grid lines are 200m furlongs.

Disclaimer.

HRNZ and NZMTC and Thoroughbred Ratings Pty Ltd accepts no responsibility for the completeness or accuracy of any of the information contained herein, and makes no representations about its suitability for any particular purpose. Users should make their own judgements about those matters and/or seek independent advice. You assume all risks associated with use of the data provided on this page.



Race Results



September 13, 2019, Race 3, VERO HANDICAP TROT, Distance 2600m, Addington - Survey 3200m

Result	TAB no.	Horse (Barrier)	2600 to	2400m to
7th	9	Madeleine Stow... (5)	2400m	2200m
		Position in running (margin)	-	6(10.0)
		Sectional time (s)	18.44	15.36
		Cumulative time (s)	202.38	183.94
		Speed (m/s)	10.85	13.02
		Stride length (m)	5.47	5.67
		Stride duration (s)	0.427	0.435
		Stride efficiency (%)	46.81	50.18
		Stride count	36.54	35.29

Disclaimer.

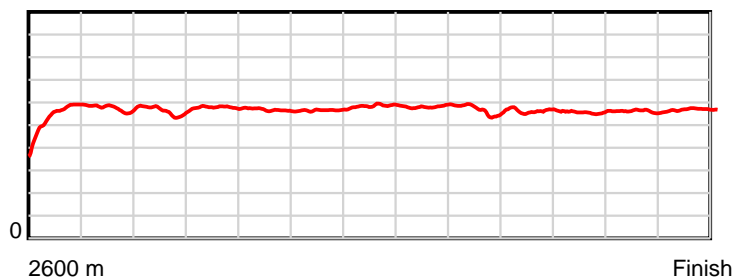
HRNZ and NZMTC and Thoroughbred Ratings Pty Ltd accepts no responsibility for the completeness or accuracy of any of the information contained herein, and makes no representations about its suitability for any particular purpose. Users should make their own judgements about those matters and/or seek independent advice. You assume all risks associated with use of the data provided on this page.

Race Results

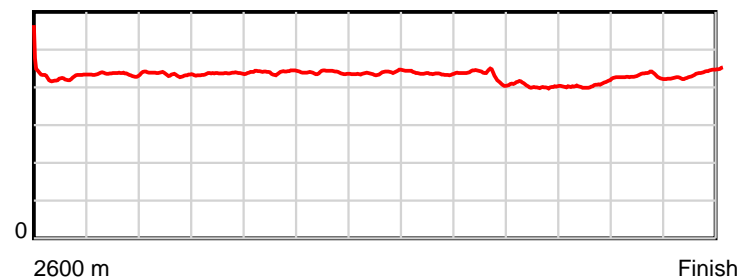
September 13, 2019, Race 3, VERO HANDICAP TROT, Distance 2600m, Addington - Survey 3200m

Result	TAB no.	Horse (Barrier)	2200m to	2000m to	1800m to	1600m to	1400m to	1200m to	1000m to	800m to	600m to	400m to	200m to	Total or	Margin
7th	9	Madeleine Stow... (5)	2000m	1800m	1600m	1400m	1200m	1000m	800m	600m	400m	200m	WP	Average	
		Position in running (margin)	6(10.2)	6(12.0)	6(9.9)	6(8.0)	6(7.7)	6(6.0)	6(5.8)	5(4.8)	4(2.0)	7(5.8)	7(17.2)		25.80
		Sectional time (s)	15.66	15.13	15.80	15.79	14.98	15.45	15.46	14.31	15.15	15.54	15.31		
		Cumulative time (s)	168.58	152.92	137.79	121.99	106.20	91.22	75.77	60.31	46.00	30.85	15.31	3:22.38	
		Speed (m/s)	12.77	13.22	12.66	12.67	13.35	12.94	12.94	13.98	13.20	12.87	13.06	12.85	
		Stride length (m)	5.55	5.77	5.58	5.56	5.86	5.65	5.55	5.63	5.41	5.53	5.73	5.61	
		Stride duration (s)	0.434	0.437	0.441	0.439	0.439	0.437	0.429	0.403	0.410	0.430	0.438	0.437	
		Stride efficiency (%)	48.10	52.07	48.62	48.37	53.65	49.96	48.08	49.45	45.71	47.77	51.24	49.16	
		Stride count	36.05	34.65	35.86	35.95	34.13	35.37	36.06	35.55	36.98	36.17	34.93	463.53	

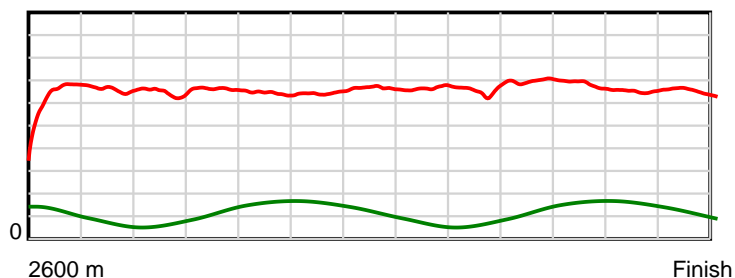
10 m Stride length



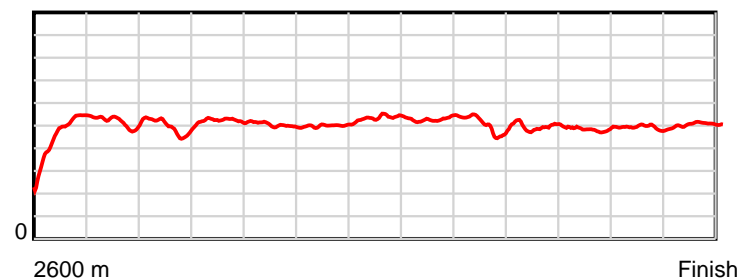
0.6 s Stride duration



20 m/sec Speed



100 % Stride efficiency



Note: Horizontal distance axis grid lines are 200m furlongs.

Disclaimer.

HRNZ and NZMTC and Thoroughbred Ratings Pty Ltd accepts no responsibility for the completeness or accuracy of any of the information contained herein, and makes no representations about its suitability for any particular purpose. Users should make their own judgements about those matters and/or seek independent advice. You assume all risks associated with use of the data provided on this page.



Race Results



September 13, 2019, Race 3, VERO HANDICAP TROT, Distance 2600m, Addington - Survey 3200m

Result	TAB no.	Horse (Barrier)	2600 to	2400m to
8th	3	Girls Let Loos... (6)	2400m	2200m
		Position in running (margin)	-	3(3.2)
		Sectional time (s)	17.23	15.70
		Cumulative time (s)	208.32	191.09
		Speed (m/s)	11.61	12.74
		Stride length (m)	5.49	5.85
		Stride duration (s)	0.463	0.460
		Stride efficiency (%)	47.08	53.56
		Stride count	36.44	34.16

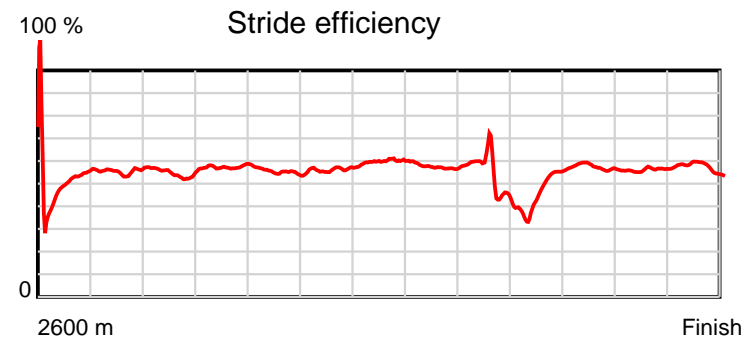
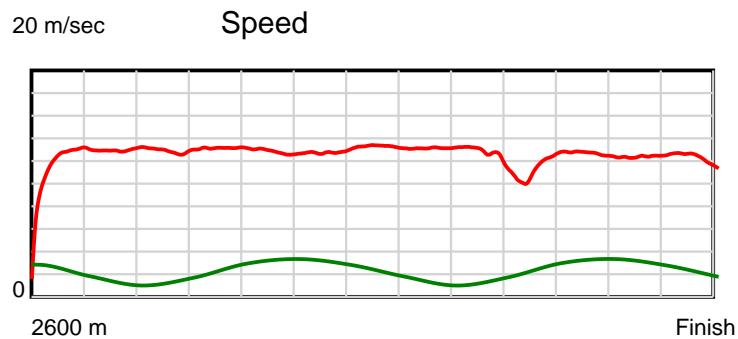
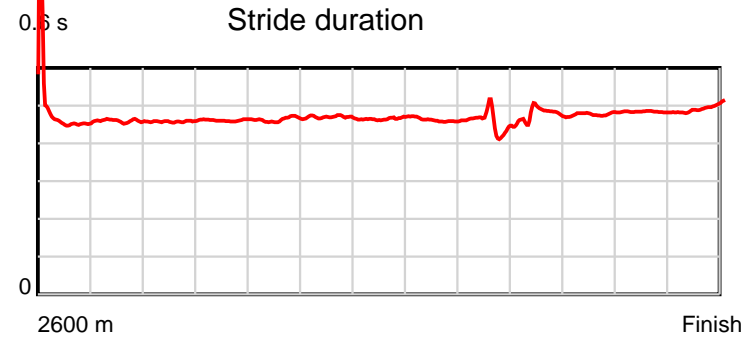
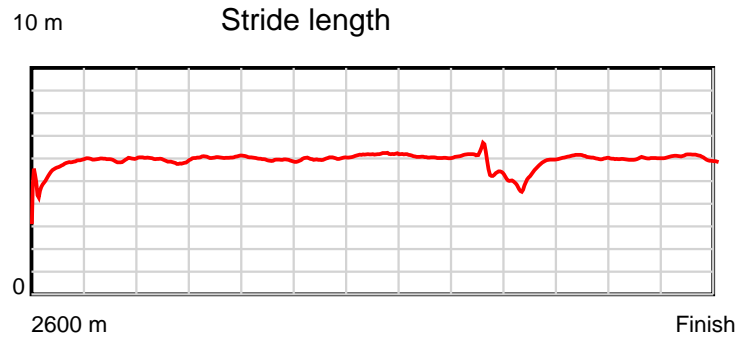
Disclaimer.

HRNZ and NZMTC and Thoroughbred Ratings Pty Ltd accepts no responsibility for the completeness or accuracy of any of the information contained herein, and makes no representations about its suitability for any particular purpose. Users should make their own judgements about those matters and/or seek independent advice. You assume all risks associated with use of the data provided on this page.

Race Results

September 13, 2019, Race 3, VERO HANDICAP TROT, Distance 2600m, Addington - Survey 3200m

Result	TAB no.	Horse (Barrier)	2200m to	2000m to	1800m to	1600m to	1400m to	1200m to	1000m to	800m to	600m to	400m to	200m to	Total or	Margin
8th	3	Girls Let Loos... (6)	2000m	1800m	1600m	1400m	1200m	1000m	800m	600m	400m	200m	WP	Average	
		Position in running (margin)	4(5.5)	4(7.2)	4(5.8)	3(3.9)	3(3.8)	2(2.1)	2(1.6)	6(5.1)	8(21.3)	8(30.2)	8(46.0)		58.70
		Sectional time (s)	15.65	15.24	15.80	15.82	14.99	15.40	16.20	17.49	16.00	16.26	16.54		
		Cumulative time (s)	175.39	159.74	144.50	128.70	112.88	97.89	82.49	66.29	48.80	32.80	16.54	3:28.32	
		Speed (m/s)	12.78	13.12	12.66	12.64	13.34	12.99	12.35	11.44	12.50	12.30	12.09	12.48	
		Stride length (m)	5.85	6.05	5.86	5.94	6.20	6.00	5.60	5.43	5.98	5.95	5.99	5.85	
		Stride duration (s)	0.458	0.461	0.463	0.470	0.465	0.462	0.453	0.474	0.479	0.484	0.495	0.469	
		Stride efficiency (%)	53.49	57.24	53.68	55.09	60.13	56.17	48.93	46.00	55.88	55.28	55.99	53.51	
		Stride count	34.18	33.05	34.12	33.68	32.24	33.36	35.74	36.86	33.44	33.63	33.41	444.31	



Note: Horizontal distance axis grid lines are 200m furlongs.

Disclaimer.

HRNZ and NZMTC and Thoroughbred Ratings Pty Ltd accepts no responsibility for the completeness or accuracy of any of the information contained herein, and makes no representations about its suitability for any particular purpose. Users should make their own judgements about those matters and/or seek independent advice. You assume all risks associated with use of the data provided on this page.



Race Results



September 13, 2019, Race 3, VERO HANDICAP TROT, Distance 2600m, Addington - Survey 3200m

Result	TAB no.	Horse (Barrier)	2600 to	2400m to
9th	4	With Ice (8)	2400m	2200m
		Position in running (margin)	-	9(54.8)
		Sectional time (s)	25.88	19.61
		Cumulative time (s)	225.41	199.53
		Speed (m/s)	7.73	10.20
		Stride length (m)	4.07	5.13
		Stride duration (s)	0.514	0.503
		Stride efficiency (%)	25.91	41.09
		Stride count	49.11	39.00

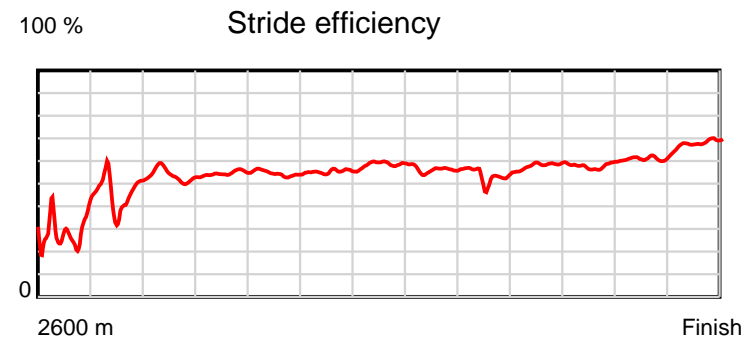
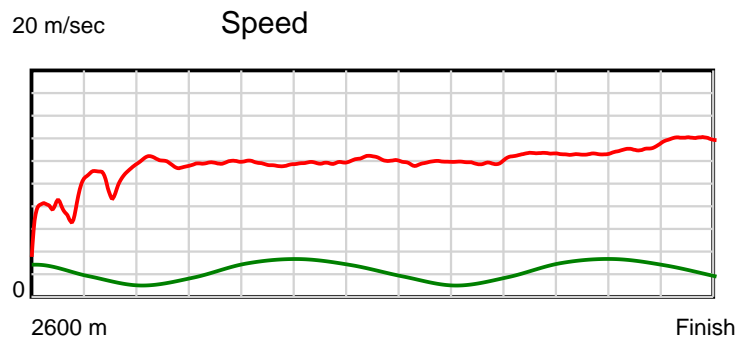
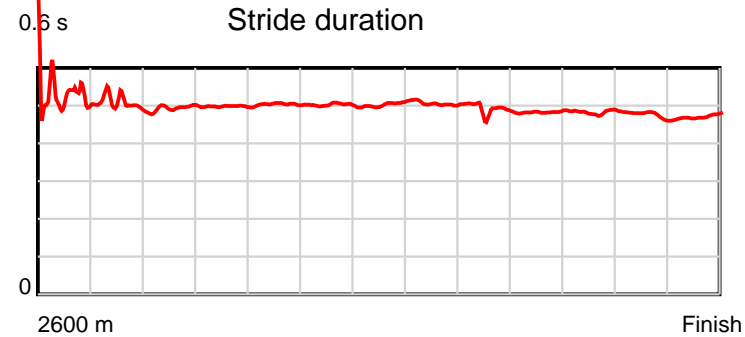
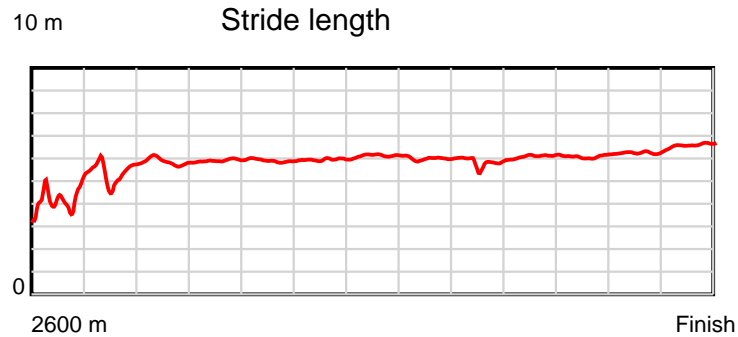
Disclaimer.

HRNZ and NZMTC and Thoroughbred Ratings Pty Ltd accepts no responsibility for the completeness or accuracy of any of the information contained herein, and makes no representations about its suitability for any particular purpose. Users should make their own judgements about those matters and/or seek independent advice. You assume all risks associated with use of the data provided on this page.

Race Results

September 13, 2019, Race 3, VERO HANDICAP TROT, Distance 2600m, Addington - Survey 3200m

Result	TAB no.	Horse (Barrier)	2200m to	2000m to	1800m to	1600m to	1400m to	1200m to	1000m to	800m to	600m to	400m to	200m to	Total or	Margin
9th	4	With Ice (8)	2000m	1800m	1600m	1400m	1200m	1000m	800m	600m	400m	200m	WP	Average	
		Position in running (margin)	9(80.5)	9(90.2)	9(97.7)	9(104.6)	9(111.1)	9(117.7)	9(127.3)	9(135.4)	9(142.3)	9(151.3)	9(161.7)		153.70
		Sectional time (s)	16.97	16.73	17.25	16.94	16.35	17.09	16.97	15.93	16.02	15.37	14.30		
		Cumulative time (s)	179.92	162.95	146.22	128.97	112.03	95.68	78.59	61.62	45.69	29.67	14.30	3:45.41	
		Speed (m/s)	11.79	11.95	11.59	11.81	12.23	11.70	11.79	12.55	12.48	13.01	13.99	11.53	
		Stride length (m)	5.82	5.95	5.84	5.92	6.16	5.91	5.74	6.06	6.02	6.18	6.61	5.72	
		Stride duration (s)	0.494	0.498	0.503	0.502	0.503	0.505	0.487	0.483	0.482	0.475	0.472	0.496	
		Stride efficiency (%)	52.91	55.31	53.23	54.82	59.28	54.55	51.47	57.44	56.69	59.61	68.21	51.21	
		Stride count	34.37	33.62	34.27	33.77	32.47	33.85	34.85	32.99	33.21	32.38	30.27	454.16	



Note: Horizontal distance axis grid lines are 200m furlongs.

Disclaimer.

HRNZ and NZMTC and Thoroughbred Ratings Pty Ltd accepts no responsibility for the completeness or accuracy of any of the information contained herein, and makes no representations about its suitability for any particular purpose. Users should make their own judgements about those matters and/or seek independent advice. You assume all risks associated with use of the data provided on this page.