



Race Results

NZ Metropolitan Trotting Club Inc, HRNZ, September 13, 2019

Compilation date: September 13, 2019, 7:01:41 PM (NZST)

Copyright © 2019 HRNZ and NZMTC. All rights reserved.

Trademarks.

StrideMASTER is a registered trademark of Thoroughbred Ratings Pty Ltd.

Disclaimer.

HRNZ and NZMTC and Thoroughbred Ratings Pty Ltd accepts no responsibility for the completeness or accuracy of any of the information contained herein, and makes no representations about its suitability for any particular purpose. Users should make their own judgements about those matters and/or seek independent advice. You assume all risks associated with use of the data provided on this page.



Race Results



September 13, 2019, Race 4, HYDROFLOW MOBILE PACE, Distance 2600m, Addington - Survey 3200m

Result	TAB no.	Horse (Barrier)	2600 to	2400m to
1st	8	Taxman (7)	2400m	2200m
		Position in running (margin)	-	1(0.0)
		Sectional time (s)	12.80	14.49
		Cumulative time (s)	192.84	180.04
		Speed (m/s)	15.62	13.80
		Stride length (m)	6.70	6.50
		Stride duration (s)	0.429	0.471
		Stride efficiency (%)	70.14	66.00
		Stride count	29.85	30.77

Disclaimer.

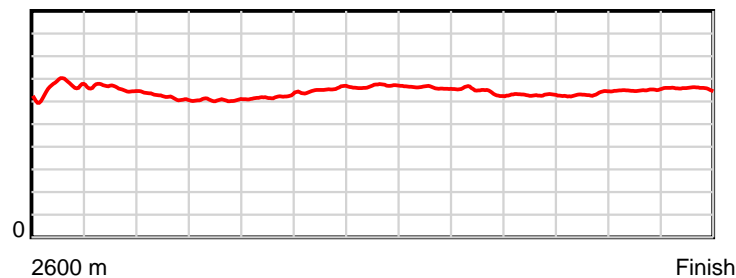
HRNZ and NZMTC and Thoroughbred Ratings Pty Ltd accepts no responsibility for the completeness or accuracy of any of the information contained herein, and makes no representations about its suitability for any particular purpose. Users should make their own judgements about those matters and/or seek independent advice. You assume all risks associated with use of the data provided on this page.

Race Results

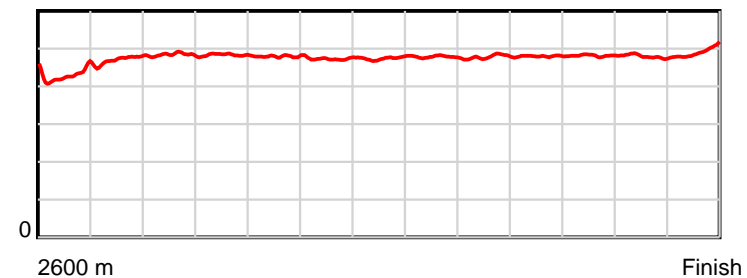
September 13, 2019, Race 4, HYDROFLOW MOBILE PACE, Distance 2600m, Addington - Survey 3200m

Result	TAB no.	Horse (Barrier)	2200m to	2000m to	1800m to	1600m to	1400m to	1200m to	1000m to	800m to	600m to	400m to	200m to	Total or	Margin
1st	8	Taxman (7)	2000m	1800m	1600m	1400m	1200m	1000m	800m	600m	400m	200m	WP	Average	
		Position in running (margin)	1(0.0)	1(0.0)	1(0.0)	1(0.0)	1(0.0)	1(0.0)	1(0.0)	1(0.0)	1(0.0)	1(0.0)	1(0.0)		0.00
		Sectional time (s)	15.49	15.84	15.37	14.53	14.22	14.62	14.77	15.27	15.26	14.87	15.31		
		Cumulative time (s)	165.55	150.06	134.22	118.85	104.32	90.10	75.48	60.71	45.44	30.18	15.31	3:12.84	
		Speed (m/s)	12.91	12.63	13.01	13.76	14.06	13.68	13.54	13.10	13.11	13.45	13.06	13.48	
		Stride length (m)	6.24	6.11	6.24	6.51	6.67	6.54	6.47	6.29	6.31	6.45	6.45	6.42	
		Stride duration (s)	0.483	0.484	0.479	0.473	0.474	0.478	0.478	0.480	0.481	0.480	0.494	0.476	
		Stride efficiency (%)	60.86	58.24	60.82	66.18	69.56	66.91	65.46	61.76	62.19	65.03	64.99	64.34	
		Stride count	32.05	32.76	32.06	30.73	29.98	30.56	30.90	31.81	31.70	31.00	31.01	405.18	

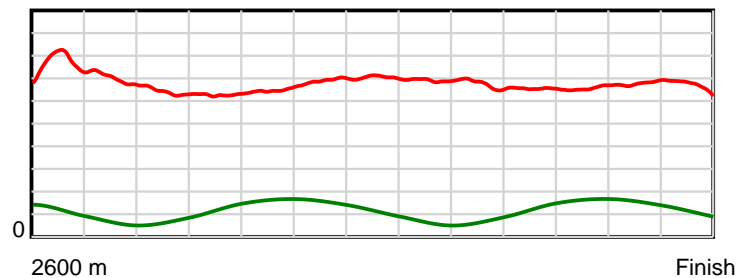
10 m Stride length



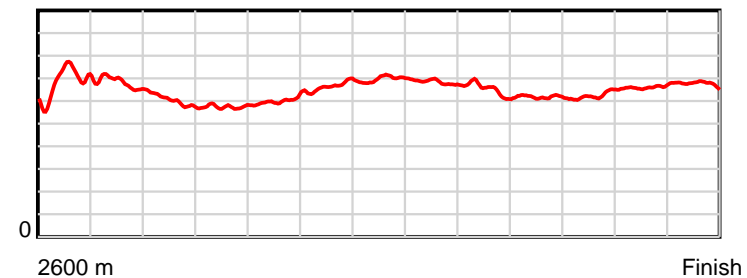
0.6 s Stride duration



20 m/sec Speed



100 % Stride efficiency



Note: Horizontal distance axis grid lines are 200m furlongs.

Disclaimer.

HRNZ and NZMTC and Thoroughbred Ratings Pty Ltd accepts no responsibility for the completeness or accuracy of any of the information contained herein, and makes no representations about its suitability for any particular purpose. Users should make their own judgements about those matters and/or seek independent advice. You assume all risks associated with use of the data provided on this page.



Race Results



September 13, 2019, Race 4, HYDROFLOW MOBILE PACE, Distance 2600m, Addington - Survey 3200m

Result	TAB no.	Horse (Barrier)	2600 to	2400m to
2nd	6	Fly Lika Falco... (5)	2400m	2200m
		Position in running (margin)	-	6(7.0)
		Sectional time (s)	14.17	15.87
		Cumulative time (s)	194.19	180.02
		Speed (m/s)	14.11	12.60
		Stride length (m)	6.10	5.55
		Stride duration (s)	0.423	0.440
		Stride efficiency (%)	58.18	48.10
		Stride count	32.78	36.05

Disclaimer.

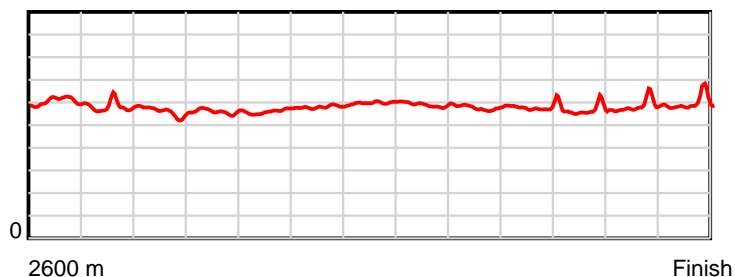
HRNZ and NZMTC and Thoroughbred Ratings Pty Ltd accepts no responsibility for the completeness or accuracy of any of the information contained herein, and makes no representations about its suitability for any particular purpose. Users should make their own judgements about those matters and/or seek independent advice. You assume all risks associated with use of the data provided on this page.

Race Results

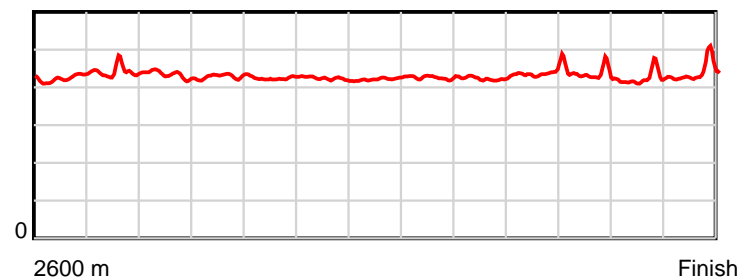
September 13, 2019, Race 4, HYDROFLOW MOBILE PACE, Distance 2600m, Addington - Survey 3200m

Result	TAB no.	Horse (Barrier)	2200m to	2000m to	1800m to	1600m to	1400m to	1200m to	1000m to	800m to	600m to	400m to	200m to	Total or	Margin
2nd	6	Fly Lika Falco... (5)	2000m	1800m	1600m	1400m	1200m	1000m	800m	600m	400m	200m	WP	Average	
		Position in running (margin)	10(15.3)	9(15.1)	8(11.9)	6(9.6)	6(10.0)	6(9.2)	6(8.4)	6(7.8)	6(7.2)	6(9.8)	5(9.8)		7.50
		Sectional time (s)	15.47	15.30	14.99	14.59	14.09	14.49	14.66	15.18	15.68	14.89	14.81		
		Cumulative time (s)	164.15	148.68	133.38	118.39	103.80	89.71	75.22	60.56	45.38	29.70	14.81	3:14.19	
		Speed (m/s)	12.93	13.07	13.34	13.71	14.19	13.80	13.64	13.18	12.76	13.43	13.50	13.39	
		Stride length (m)	5.60	5.61	5.65	5.80	6.00	5.88	5.77	5.77	5.52	5.68	5.90	5.75	
		Stride duration (s)	0.433	0.429	0.424	0.423	0.422	0.426	0.423	0.438	0.432	0.423	0.437	0.430	
		Stride efficiency (%)	49.01	49.22	49.93	52.59	56.18	54.06	51.99	52.10	47.56	50.50	54.47	51.70	
		Stride count	35.71	35.64	35.38	34.48	33.36	34.00	34.68	34.64	36.25	35.18	33.88	452.03	

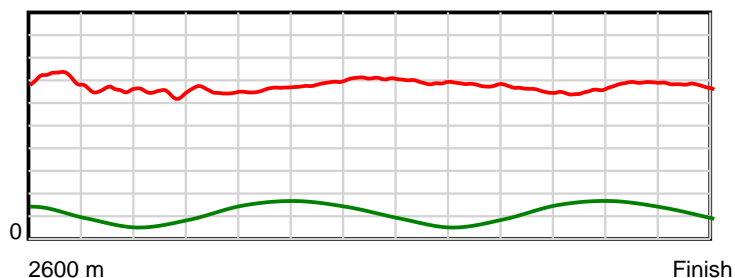
10 m Stride length



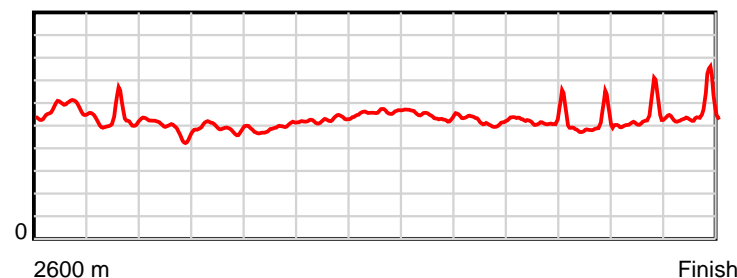
0.6 s Stride duration



20 m/sec Speed



100 % Stride efficiency



Note: Horizontal distance axis grid lines are 200m furlongs.

Disclaimer.

HRNZ and NZMTC and Thoroughbred Ratings Pty Ltd accepts no responsibility for the completeness or accuracy of any of the information contained herein, and makes no representations about its suitability for any particular purpose. Users should make their own judgements about those matters and/or seek independent advice. You assume all risks associated with use of the data provided on this page.



Race Results



September 13, 2019, Race 4, HYDROFLOW MOBILE PACE, Distance 2600m, Addington - Survey 3200m

Result	TAB no.	Horse (Barrier)	2600 to	2400m to
3rd	3	Tactical Chang... (2)	2400m	2200m
		Position in running (margin)	-	3(2.3)
		Sectional time (s)	13.41	14.43
		Cumulative time (s)	194.26	180.85
		Speed (m/s)	14.91	13.86
		Stride length (m)	6.63	6.52
		Stride duration (s)	0.436	0.470
		Stride efficiency (%)	68.66	66.36
		Stride count	30.17	30.69

Disclaimer.

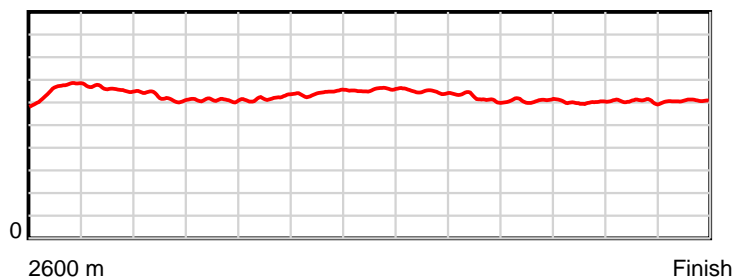
HRNZ and NZMTC and Thoroughbred Ratings Pty Ltd accepts no responsibility for the completeness or accuracy of any of the information contained herein, and makes no representations about its suitability for any particular purpose. Users should make their own judgements about those matters and/or seek independent advice. You assume all risks associated with use of the data provided on this page.

Race Results

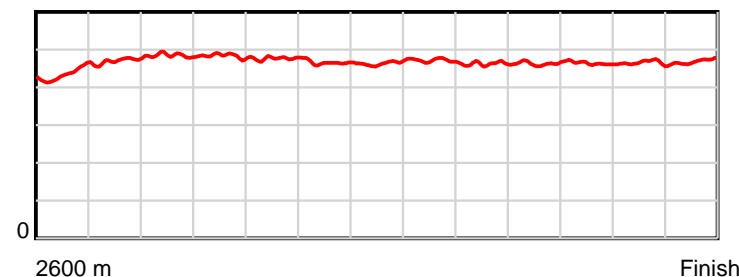
September 13, 2019, Race 4, HYDROFLOW MOBILE PACE, Distance 2600m, Addington - Survey 3200m

Result	TAB no.	Horse (Barrier)	2200m to	2000m to	1800m to	1600m to	1400m to	1200m to	1000m to	800m to	600m to	400m to	200m to	Total or	Margin
3rd	3	Tactical Chang... (2)	2000m	1800m	1600m	1400m	1200m	1000m	800m	600m	400m	200m	WP	Average	
		Position in running (margin)	2(2.0)	2(2.1)	2(2.2)	2(2.0)	2(2.2)	2(1.5)	2(1.9)	2(2.4)	2(2.3)	2(3.4)	2(6.6)		7.90
		Sectional time (s)	15.51	15.86	15.34	14.57	14.11	14.68	14.85	15.24	15.44	15.40	15.42		
		Cumulative time (s)	166.42	150.91	135.05	119.71	105.14	91.03	76.35	61.50	46.26	30.82	15.42	3:14.26	
		Speed (m/s)	12.89	12.61	13.04	13.73	14.17	13.62	13.47	13.12	12.95	12.99	12.97	13.38	
		Stride length (m)	6.25	6.10	6.22	6.39	6.57	6.42	6.23	6.08	6.01	6.04	6.09	6.27	
		Stride duration (s)	0.485	0.483	0.477	0.466	0.464	0.471	0.462	0.463	0.464	0.465	0.469	0.468	
		Stride efficiency (%)	61.04	58.08	60.42	63.80	67.52	64.47	60.56	57.75	56.38	57.01	57.90	61.34	
		Stride count	32.00	32.81	32.16	31.30	30.43	31.14	32.13	32.90	33.30	33.11	32.86	415.00	

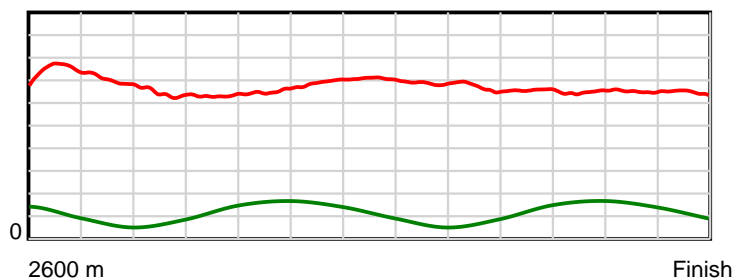
10 m Stride length



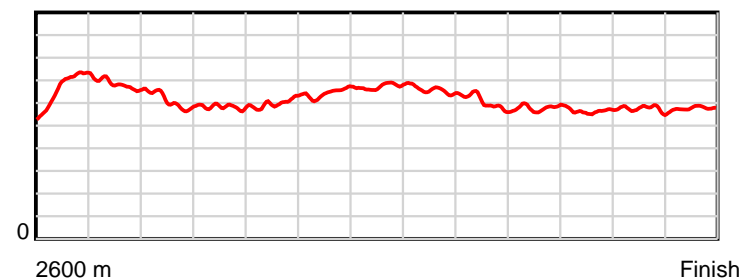
0.6 s Stride duration



20 m/sec Speed



100 % Stride efficiency



Note: Horizontal distance axis grid lines are 200m furlongs.

Disclaimer.

HRNZ and NZMTC and Thoroughbred Ratings Pty Ltd accepts no responsibility for the completeness or accuracy of any of the information contained herein, and makes no representations about its suitability for any particular purpose. Users should make their own judgements about those matters and/or seek independent advice. You assume all risks associated with use of the data provided on this page.



Race Results



September 13, 2019, Race 4, HYDROFLOW MOBILE PACE, Distance 2600m, Addington - Survey 3200m

Result	TAB no.	Horse (Barrier)	2600 to	2400m to
4th	1	Held To Ransom (1)	2400m	2200m
		Position in running (margin)	-	5(5.5)
		Sectional time (s)	13.79	14.44
		Cumulative time (s)	194.49	180.70
		Speed (m/s)	14.50	13.85
		Stride length (m)	6.45	6.26
		Stride duration (s)	0.441	0.452
		Stride efficiency (%)	64.92	61.15
		Stride count	31.03	31.97

Disclaimer.

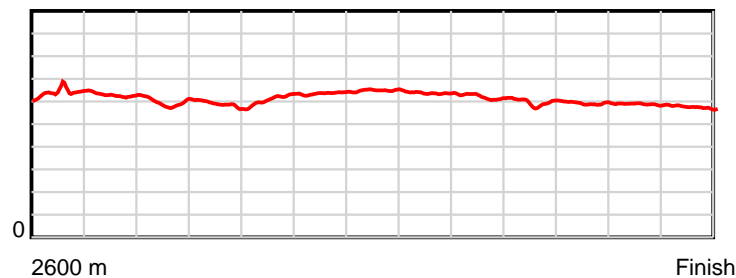
HRNZ and NZMTC and Thoroughbred Ratings Pty Ltd accepts no responsibility for the completeness or accuracy of any of the information contained herein, and makes no representations about its suitability for any particular purpose. Users should make their own judgements about those matters and/or seek independent advice. You assume all risks associated with use of the data provided on this page.

Race Results

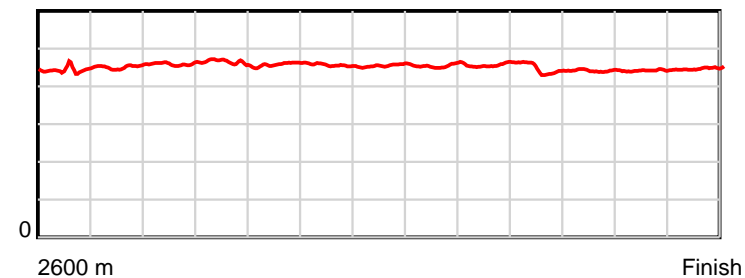
September 13, 2019, Race 4, HYDROFLOW MOBILE PACE, Distance 2600m, Addington - Survey 3200m

Result	TAB no.	Horse (Barrier)	2200m to	2000m to	1800m to	1600m to	1400m to	1200m to	1000m to	800m to	600m to	400m to	200m to	Total or	Margin
4th	1	Held To Ransom (1)	2000m	1800m	1600m	1400m	1200m	1000m	800m	600m	400m	200m	WP	Average	
		Position in running (margin)	4(5.2)	4(5.0)	3(4.8)	3(4.2)	4(5.0)	4(3.9)	3(3.5)	4(5.1)	3(3.7)	3(3.6)	3(6.7)		9.20
		Sectional time (s)	15.46	15.81	15.26	14.67	14.04	14.55	15.02	15.04	15.24	15.38	15.79		
		Cumulative time (s)	166.26	150.80	134.99	119.73	105.06	91.02	76.47	61.45	46.41	31.17	15.79	3:14.49	
		Speed (m/s)	12.94	12.65	13.11	13.63	14.25	13.75	13.32	13.30	13.12	13.00	12.67	13.37	
		Stride length (m)	5.94	5.88	5.99	6.22	6.49	6.25	6.08	5.93	5.79	5.75	5.67	6.04	
		Stride duration (s)	0.459	0.465	0.457	0.456	0.455	0.455	0.456	0.446	0.441	0.442	0.448	0.452	
		Stride efficiency (%)	55.16	54.05	56.14	60.52	65.72	61.04	57.69	54.90	52.41	51.72	50.28	57.07	
		Stride count	33.66	34.01	33.37	32.14	30.84	32.00	32.92	33.74	34.53	34.77	35.26	430.24	

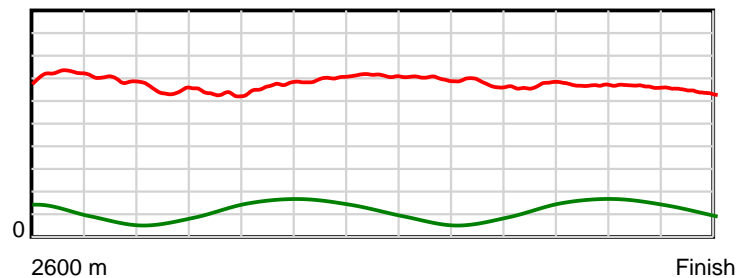
10 m Stride length



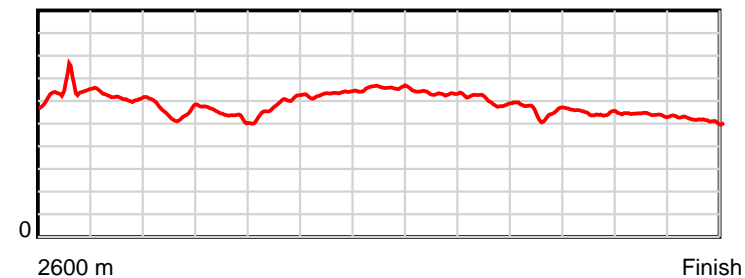
0.6 s Stride duration



20 m/sec Speed



100 % Stride efficiency



Note: Horizontal distance axis grid lines are 200m furlongs.

Disclaimer.

HRNZ and NZMTC and Thoroughbred Ratings Pty Ltd accepts no responsibility for the completeness or accuracy of any of the information contained herein, and makes no representations about its suitability for any particular purpose. Users should make their own judgements about those matters and/or seek independent advice. You assume all risks associated with use of the data provided on this page.



Race Results



September 13, 2019, Race 4, HYDROFLOW MOBILE PACE, Distance 2600m, Addington - Survey 3200m

Result	TAB no.	Horse (Barrier)	2600 to	2400m to
5th	4	Hands Up Jack (3)	2400m	2200m
		Position in running (margin)	-	2(2.0)
		Sectional time (s)	13.39	14.78
		Cumulative time (s)	194.74	181.35
		Speed (m/s)	14.93	13.53
		Stride length (m)	6.52	6.18
		Stride duration (s)	0.428	0.457
		Stride efficiency (%)	66.46	59.68
		Stride count	30.67	32.36

Disclaimer.

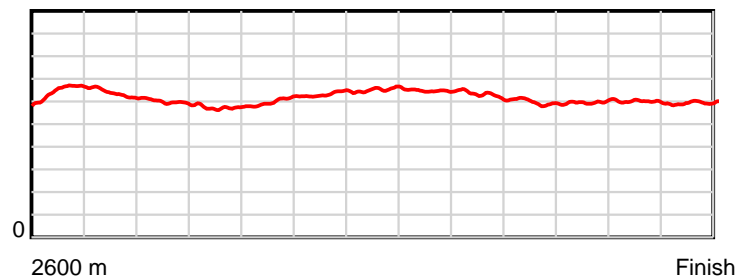
HRNZ and NZMTC and Thoroughbred Ratings Pty Ltd accepts no responsibility for the completeness or accuracy of any of the information contained herein, and makes no representations about its suitability for any particular purpose. Users should make their own judgements about those matters and/or seek independent advice. You assume all risks associated with use of the data provided on this page.

Race Results

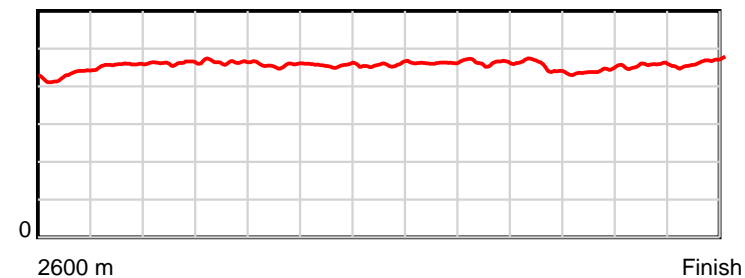
September 13, 2019, Race 4, HYDROFLOW MOBILE PACE, Distance 2600m, Addington - Survey 3200m

Result	TAB no.	Horse (Barrier)	2200m to	2000m to	1800m to	1600m to	1400m to	1200m to	1000m to	800m to	600m to	400m to	200m to	Total or	Margin
5th	4	Hands Up Jack (3)	2000m	1800m	1600m	1400m	1200m	1000m	800m	600m	400m	200m	WP	Average	
		Position in running (margin)	3(3.8)	3(4.9)	5(7.0)	5(7.1)	5(7.6)	5(6.8)	5(6.4)	5(7.4)	5(6.8)	4(5.7)	4(8.7)		10.60
		Sectional time (s)	15.68	16.20	15.38	14.61	14.09	14.56	14.92	15.17	15.07	15.37	15.52		
		Cumulative time (s)	166.57	150.89	134.69	119.31	104.70	90.61	76.05	61.13	45.96	30.89	15.52	3:14.74	
		Speed (m/s)	12.76	12.35	13.00	13.69	14.19	13.74	13.40	13.18	13.27	13.01	12.89	13.35	
		Stride length (m)	5.89	5.74	5.93	6.24	6.50	6.35	6.20	5.96	5.87	5.93	5.99	6.09	
		Stride duration (s)	0.462	0.465	0.456	0.456	0.458	0.462	0.463	0.452	0.442	0.455	0.465	0.456	
		Stride efficiency (%)	54.19	51.57	54.99	60.76	66.02	63.02	60.16	55.44	53.86	54.88	56.07	57.97	
		Stride count	33.96	34.81	33.71	32.07	30.77	31.49	32.23	33.58	34.07	33.75	33.39	426.86	

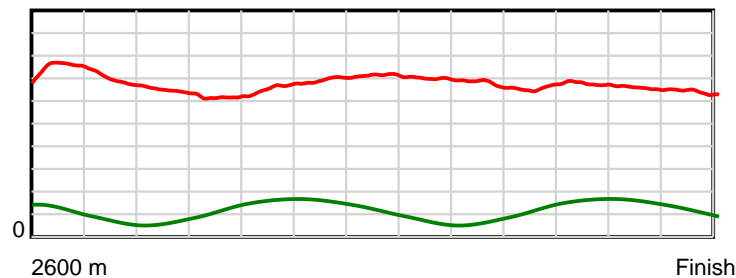
10 m Stride length



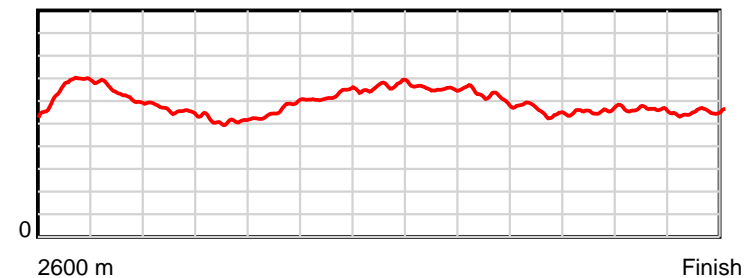
0.6 s Stride duration



20 m/sec Speed



100 % Stride efficiency



Note: Horizontal distance axis grid lines are 200m furlongs.

Disclaimer.

HRNZ and NZMTC and Thoroughbred Ratings Pty Ltd accepts no responsibility for the completeness or accuracy of any of the information contained herein, and makes no representations about its suitability for any particular purpose. Users should make their own judgements about those matters and/or seek independent advice. You assume all risks associated with use of the data provided on this page.



Race Results



September 13, 2019, Race 4, HYDROFLOW MOBILE PACE, Distance 2600m, Addington - Survey 3200m

Result	TAB no.	Horse (Barrier)	2600 to	2400m to
6th	11	Sam's Town (10)	2400m	2200m
		Position in running (margin)	-	8(7.6)
		Sectional time (s)	14.37	14.85
		Cumulative time (s)	194.99	180.62
		Speed (m/s)	13.92	13.47
		Stride length (m)	6.74	6.45
		Stride duration (s)	0.459	0.479
		Stride efficiency (%)	70.96	65.08
		Stride count	29.68	30.99

Disclaimer.

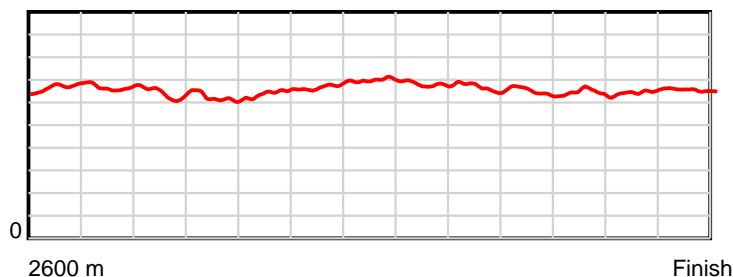
HRNZ and NZMTC and Thoroughbred Ratings Pty Ltd accepts no responsibility for the completeness or accuracy of any of the information contained herein, and makes no representations about its suitability for any particular purpose. Users should make their own judgements about those matters and/or seek independent advice. You assume all risks associated with use of the data provided on this page.

Race Results

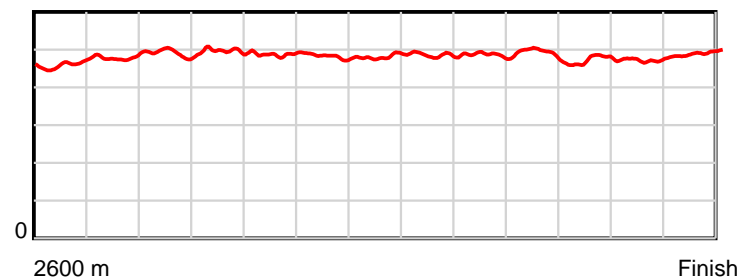
September 13, 2019, Race 4, HYDROFLOW MOBILE PACE, Distance 2600m, Addington - Survey 3200m

Result	TAB no.	Horse (Barrier)	2200m to	2000m to	1800m to	1600m to	1400m to	1200m to	1000m to	800m to	600m to	400m to	200m to	Total or	Margin
6th	11	Sam's Town (10)	2000m	1800m	1600m	1400m	1200m	1000m	800m	600m	400m	200m	WP	Average	
		Position in running (margin)	7(9.7)	7(10.5)	7(11.7)	9(12.4)	9(13.1)	9(11.1)	9(11.2)	9(11.8)	9(11.1)	7(11.4)	6(12.6)		11.90
		Sectional time (s)	15.61	16.04	15.49	14.65	13.88	14.65	14.85	15.16	15.30	15.07	15.07		
		Cumulative time (s)	165.77	150.16	134.12	118.63	103.98	90.10	75.45	60.60	45.44	30.14	15.07	3:14.99	
		Speed (m/s)	12.81	12.47	12.91	13.65	14.41	13.65	13.47	13.19	13.07	13.27	13.27	13.33	
		Stride length (m)	6.28	6.19	6.30	6.59	6.93	6.63	6.54	6.48	6.18	6.29	6.52	6.46	
		Stride duration (s)	0.490	0.497	0.488	0.482	0.481	0.486	0.486	0.491	0.473	0.474	0.491	0.485	
		Stride efficiency (%)	61.64	59.91	62.01	67.78	75.08	68.75	66.86	65.62	59.72	61.81	66.40	65.30	
		Stride count	31.84	32.30	31.75	30.37	28.85	30.15	30.58	30.86	32.35	31.80	30.68	402.20	

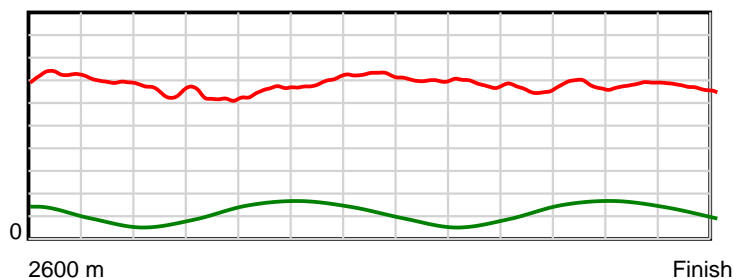
10 m Stride length



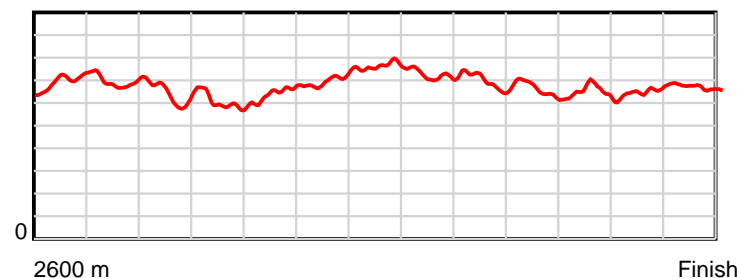
0.6 s Stride duration



20 m/sec Speed



100 % Stride efficiency



Note: Horizontal distance axis grid lines are 200m furlongs.

Disclaimer.

HRNZ and NZMTC and Thoroughbred Ratings Pty Ltd accepts no responsibility for the completeness or accuracy of any of the information contained herein, and makes no representations about its suitability for any particular purpose. Users should make their own judgements about those matters and/or seek independent advice. You assume all risks associated with use of the data provided on this page.



Race Results



September 13, 2019, Race 4, HYDROFLOW MOBILE PACE, Distance 2600m, Addington - Survey 3200m

Result	TAB no.	Horse (Barrier)	2600 to	2400m to
7th	9	Philadelphia F... (8)	2400m	2200m
		Position in running (margin)	-	12(11.8)
		Sectional time (s)	14.92	15.81
		Cumulative time (s)	195.50	180.58
		Speed (m/s)	13.40	12.65
		Stride length (m)	6.09	5.61
		Stride duration (s)	0.446	0.443
		Stride efficiency (%)	57.97	49.14
		Stride count	32.84	35.67

Disclaimer.

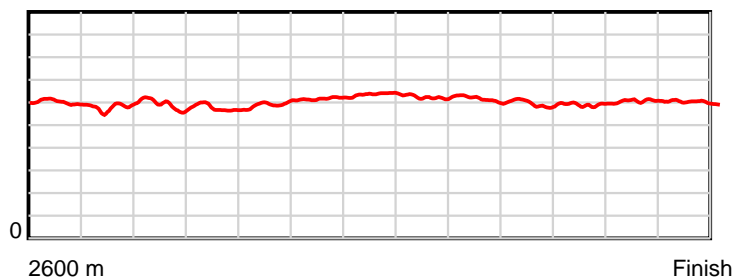
HRNZ and NZMTC and Thoroughbred Ratings Pty Ltd accepts no responsibility for the completeness or accuracy of any of the information contained herein, and makes no representations about its suitability for any particular purpose. Users should make their own judgements about those matters and/or seek independent advice. You assume all risks associated with use of the data provided on this page.

Race Results

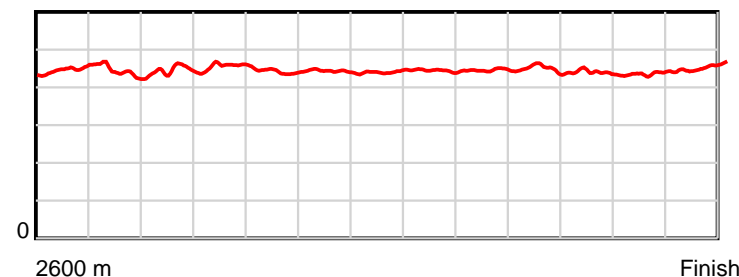
September 13, 2019, Race 4, HYDROFLOW MOBILE PACE, Distance 2600m, Addington - Survey 3200m

Result	TAB no.	Horse (Barrier)	2200m to	2000m to	1800m to	1600m to	1400m to	1200m to	1000m to	800m to	600m to	400m to	200m to	Total or	Margin
7th	9	Philadelphia F... (8)	2000m	1800m	1600m	1400m	1200m	1000m	800m	600m	400m	200m	WP	Average	
		Position in running (margin)	11(19.7)	11(18.9)	12(18.5)	12(17.1)	12(18.0)	12(15.2)	12(16.2)	12(16.4)	12(15.2)	12(15.7)	7(15.8)		14.80
		Sectional time (s)	15.35	15.77	15.13	14.69	13.76	14.79	14.79	15.08	15.33	14.90	15.18		
		Cumulative time (s)	164.77	149.42	133.65	118.52	103.83	90.07	75.28	60.49	45.41	30.08	15.18	3:15.50	
		Speed (m/s)	13.03	12.68	13.22	13.61	14.53	13.52	13.52	13.26	13.05	13.42	13.18	13.30	
		Stride length (m)	5.81	5.79	5.84	6.04	6.41	6.01	6.02	5.96	5.73	5.87	5.98	5.93	
		Stride duration (s)	0.446	0.457	0.442	0.443	0.441	0.445	0.445	0.449	0.439	0.437	0.454	0.446	
		Stride efficiency (%)	52.76	52.37	53.29	56.95	64.11	56.53	56.67	55.44	51.30	53.87	55.89	54.93	
		Stride count	34.42	34.55	34.25	33.13	31.22	33.25	33.21	33.58	34.91	34.06	33.44	438.53	

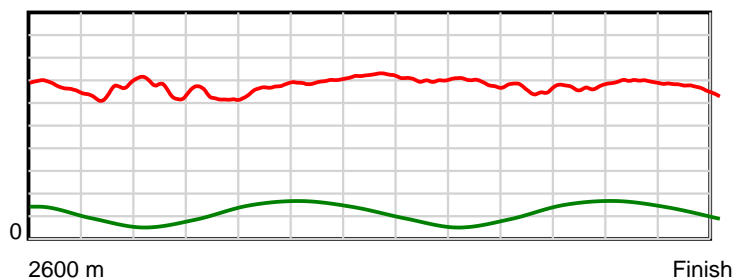
10 m Stride length



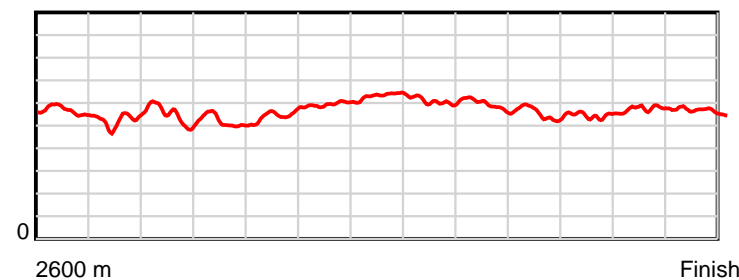
0.6 s Stride duration



20 m/sec Speed



100 % Stride efficiency



Note: Horizontal distance axis grid lines are 200m furlongs.

Disclaimer.

HRNZ and NZMTC and Thoroughbred Ratings Pty Ltd accepts no responsibility for the completeness or accuracy of any of the information contained herein, and makes no representations about its suitability for any particular purpose. Users should make their own judgements about those matters and/or seek independent advice. You assume all risks associated with use of the data provided on this page.



Race Results



September 13, 2019, Race 4, HYDROFLOW MOBILE PACE, Distance 2600m, Addington - Survey 3200m

Result	TAB no.	Horse (Barrier)	2600 to	2400m to
9th	15	Conquer Me (12)	2400m	2200m
		Position in running (margin)	-	9(8.8)
		Sectional time (s)	14.41	15.33
		Cumulative time (s)	196.62	182.21
		Speed (m/s)	13.88	13.05
		Stride length (m)	6.54	6.01
		Stride duration (s)	0.453	0.461
		Stride efficiency (%)	66.87	56.40
		Stride count	30.57	33.29

Disclaimer.

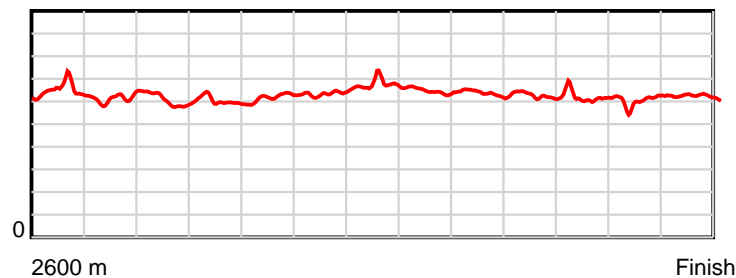
HRNZ and NZMTC and Thoroughbred Ratings Pty Ltd accepts no responsibility for the completeness or accuracy of any of the information contained herein, and makes no representations about its suitability for any particular purpose. Users should make their own judgements about those matters and/or seek independent advice. You assume all risks associated with use of the data provided on this page.

Race Results

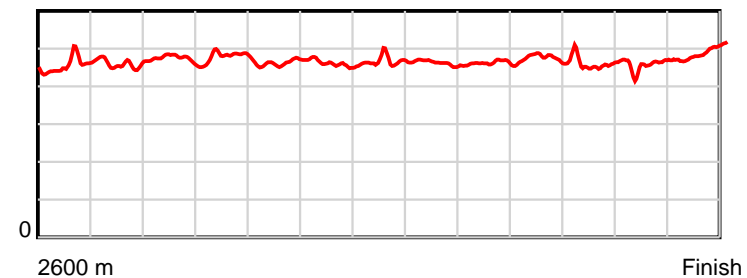
September 13, 2019, Race 4, HYDROFLOW MOBILE PACE, Distance 2600m, Addington - Survey 3200m

Result	TAB no.	Horse (Barrier)	2200m to	2000m to	1800m to	1600m to	1400m to	1200m to	1000m to	800m to	600m to	400m to	200m to	Total or	Margin
9th	15	Conquer Me (12)	2000m	1800m	1600m	1400m	1200m	1000m	800m	600m	400m	200m	WP	Average	
		Position in running (margin)	9(13.8)	10(15.5)	10(15.8)	10(14.0)	11(15.3)	10(13.0)	11(13.6)	11(13.5)	11(13.3)	9(13.6)	9(17.8)		21.00
		Sectional time (s)	15.77	15.88	15.07	14.76	13.82	14.73	14.74	15.24	15.31	15.56	16.00		
		Cumulative time (s)	166.88	151.11	135.23	120.16	105.40	91.58	76.85	62.11	46.87	31.56	16.00	3:16.62	
		Speed (m/s)	12.68	12.59	13.27	13.55	14.47	13.58	13.57	13.12	13.06	12.85	12.50	13.22	
		Stride length (m)	6.00	6.05	6.14	6.23	6.73	6.26	6.27	6.22	6.00	5.85	6.16	6.18	
		Stride duration (s)	0.473	0.480	0.463	0.460	0.465	0.461	0.462	0.474	0.459	0.456	0.493	0.467	
		Stride efficiency (%)	56.35	57.12	58.90	60.61	70.77	61.14	61.37	60.51	56.30	53.56	59.30	59.70	
		Stride count	33.31	33.08	32.58	32.11	29.72	31.97	31.91	32.14	33.32	34.16	32.47	420.63	

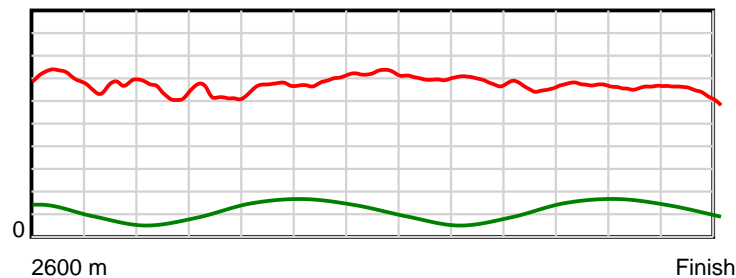
10 m Stride length



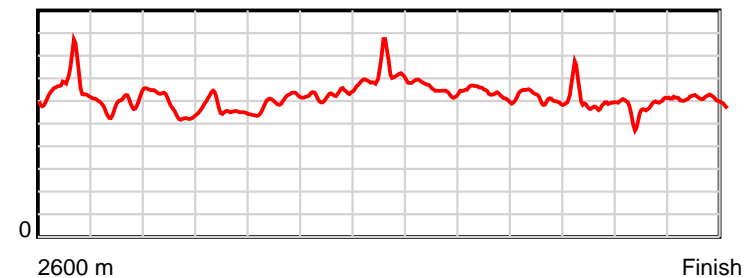
0.6 s Stride duration



20 m/sec Speed



100 % Stride efficiency



Note: Horizontal distance axis grid lines are 200m furlongs.

Disclaimer.

HRNZ and NZMTC and Thoroughbred Ratings Pty Ltd accepts no responsibility for the completeness or accuracy of any of the information contained herein, and makes no representations about its suitability for any particular purpose. Users should make their own judgements about those matters and/or seek independent advice. You assume all risks associated with use of the data provided on this page.



Race Results



September 13, 2019, Race 4, HYDROFLOW MOBILE PACE, Distance 2600m, Addington - Survey 3200m

Result	TAB no.	Horse (Barrier)	2600 to	2400m to
10th	12	Lexi Lindenny (11)	2400m	2200m
		Position in running (margin)	-	11(10.0)
		Sectional time (s)	14.70	14.79
		Cumulative time (s)	196.99	182.29
		Speed (m/s)	13.60	13.52
		Stride length (m)	6.39	6.39
		Stride duration (s)	0.451	0.472
		Stride efficiency (%)	63.87	63.77
		Stride count	31.28	31.31

Disclaimer.

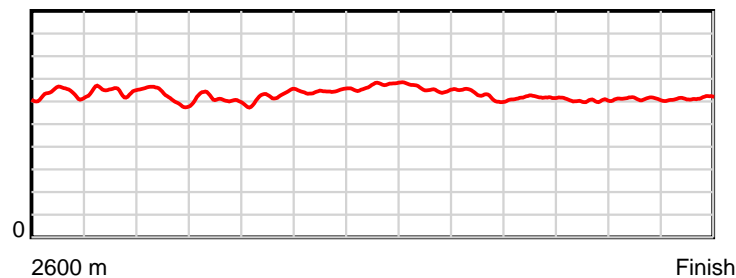
HRNZ and NZMTC and Thoroughbred Ratings Pty Ltd accepts no responsibility for the completeness or accuracy of any of the information contained herein, and makes no representations about its suitability for any particular purpose. Users should make their own judgements about those matters and/or seek independent advice. You assume all risks associated with use of the data provided on this page.

Race Results

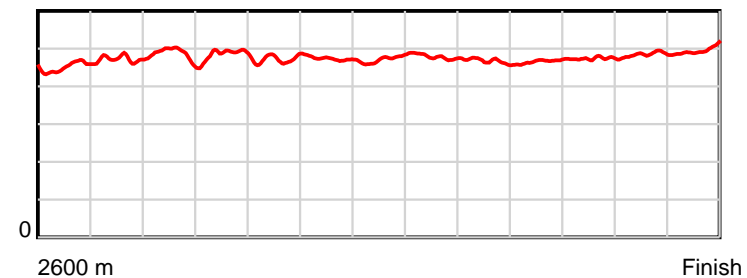
September 13, 2019, Race 4, HYDROFLOW MOBILE PACE, Distance 2600m, Addington - Survey 3200m

Result	TAB no.	Horse (Barrier)	2200m to	2000m to	1800m to	1600m to	1400m to	1200m to	1000m to	800m to	600m to	400m to	200m to	Total or	Margin
10th	12	Lexi Lindenny (11)	2000m	1800m	1600m	1400m	1200m	1000m	800m	600m	400m	200m	WP	Average	
		Position in running (margin)	8(11.8)	8(13.5)	9(13.8)	8(12.0)	8(12.4)	8(11.0)	8(10.9)	8(10.9)	7(9.7)	8(11.8)	10(18.3)		23.10
		Sectional time (s)	15.77	15.90	15.05	14.61	13.99	14.60	14.77	15.06	15.61	15.95	16.19		
		Cumulative time (s)	167.50	151.73	135.83	120.78	106.17	92.18	77.58	62.81	47.75	32.14	16.19	3:16.99	
		Speed (m/s)	12.68	12.58	13.29	13.69	14.30	13.70	13.54	13.28	12.81	12.54	12.35	13.20	
		Stride length (m)	6.14	6.13	6.27	6.48	6.75	6.55	6.31	6.19	6.07	6.08	6.15	6.29	
		Stride duration (s)	0.484	0.487	0.472	0.473	0.472	0.478	0.466	0.466	0.473	0.485	0.498	0.477	
		Stride efficiency (%)	58.88	58.65	61.49	65.58	71.14	67.04	62.30	59.88	57.49	57.74	59.17	61.90	
		Stride count	32.58	32.65	31.88	30.87	29.64	30.53	31.67	32.31	32.97	32.90	32.50	413.09	

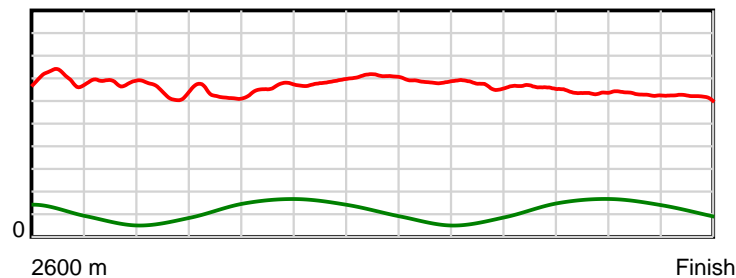
10 m Stride length



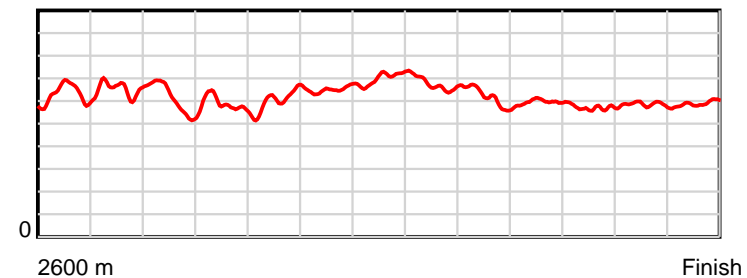
0.6 s Stride duration



20 m/sec Speed



100 % Stride efficiency



Note: Horizontal distance axis grid lines are 200m furlongs.

Disclaimer.

HRNZ and NZMTC and Thoroughbred Ratings Pty Ltd accepts no responsibility for the completeness or accuracy of any of the information contained herein, and makes no representations about its suitability for any particular purpose. Users should make their own judgements about those matters and/or seek independent advice. You assume all risks associated with use of the data provided on this page.



Race Results



September 13, 2019, Race 4, HYDROFLOW MOBILE PACE, Distance 2600m, Addington - Survey 3200m

Result	TAB no.	Horse (Barrier)	2600 to	2400m to
11th	10	Pay Me Smart (9)	2400m	2200m
		Position in running (margin)	-	7(7.5)
		Sectional time (s)	14.21	14.73
		Cumulative time (s)	197.06	182.85
		Speed (m/s)	14.07	13.58
		Stride length (m)	6.42	6.17
		Stride duration (s)	0.436	0.454
		Stride efficiency (%)	64.39	59.47
		Stride count	31.16	32.42

Disclaimer.

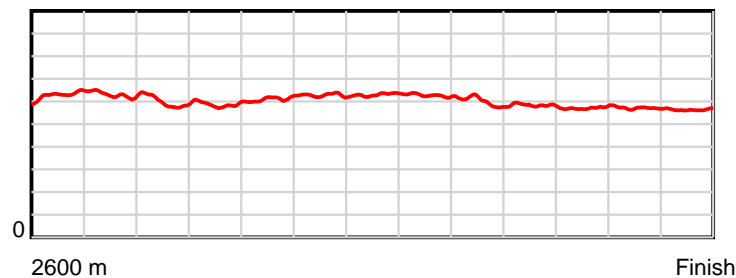
HRNZ and NZMTC and Thoroughbred Ratings Pty Ltd accepts no responsibility for the completeness or accuracy of any of the information contained herein, and makes no representations about its suitability for any particular purpose. Users should make their own judgements about those matters and/or seek independent advice. You assume all risks associated with use of the data provided on this page.

Race Results

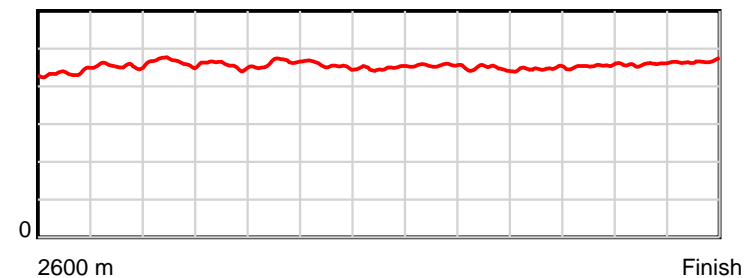
September 13, 2019, Race 4, HYDROFLOW MOBILE PACE, Distance 2600m, Addington - Survey 3200m

Result	TAB no.	Horse (Barrier)	2200m to	2000m to	1800m to	1600m to	1400m to	1200m to	1000m to	800m to	600m to	400m to	200m to	Total or	Margin
11th	10	Pay Me Smart (9)	2000m	1800m	1600m	1400m	1200m	1000m	800m	600m	400m	200m	WP	Average	
		Position in running (margin)	6(8.9)	6(8.1)	4(5.9)	4(4.4)	3(4.3)	3(3.9)	4(4.9)	3(5.0)	4(5.0)	5(9.0)	8(17.1)		23.50
		Sectional time (s)	15.35	15.48	15.11	14.51	14.15	14.79	14.78	15.27	15.92	16.23	16.53		
		Cumulative time (s)	168.12	152.77	137.29	122.18	107.67	93.52	78.73	63.95	48.68	32.76	16.53	3:17.06	
		Speed (m/s)	13.03	12.92	13.24	13.78	14.13	13.52	13.53	13.10	12.56	12.32	12.10	13.19	
		Stride length (m)	6.06	5.90	6.12	6.27	6.34	6.16	6.05	5.85	5.70	5.66	5.64	6.02	
		Stride duration (s)	0.465	0.456	0.462	0.455	0.449	0.456	0.447	0.446	0.454	0.459	0.466	0.456	
		Stride efficiency (%)	57.31	54.33	58.50	61.46	62.83	59.37	57.20	53.46	50.81	50.01	49.65	56.54	
		Stride count	33.02	33.92	32.69	31.89	31.54	32.45	33.06	34.20	35.07	35.35	35.48	432.25	

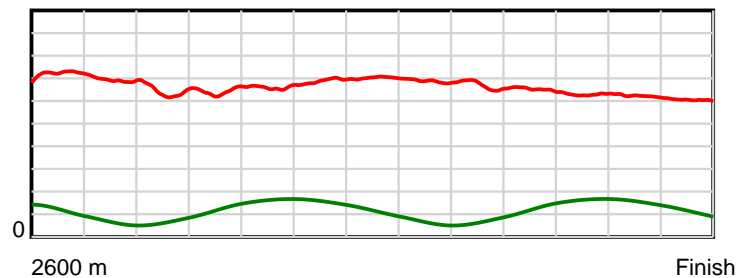
10 m Stride length



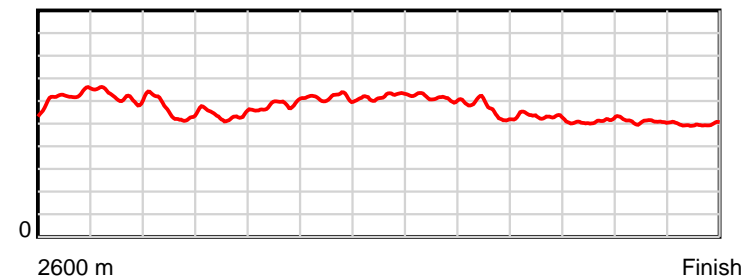
0.6 s Stride duration



20 m/sec Speed



100 % Stride efficiency



Note: Horizontal distance axis grid lines are 200m furlongs.

Disclaimer.

HRNZ and NZMTC and Thoroughbred Ratings Pty Ltd accepts no responsibility for the completeness or accuracy of any of the information contained herein, and makes no representations about its suitability for any particular purpose. Users should make their own judgements about those matters and/or seek independent advice. You assume all risks associated with use of the data provided on this page.



Race Results



September 13, 2019, Race 4, HYDROFLOW MOBILE PACE, Distance 2600m, Addington - Survey 3200m

Result	TAB no.	Horse (Barrier)	2600 to	2400m to
12th	7	Good Day Sunsh... (6)	2400m	2200m
		Position in running (margin)	-	10(9.2)
		Sectional time (s)	14.43	16.71
		Cumulative time (s)	197.07	182.64
		Speed (m/s)	13.86	11.97
		Stride length (m)	6.41	5.65
		Stride duration (s)	0.452	0.472
		Stride efficiency (%)	64.15	49.82
		Stride count	31.21	35.42

Disclaimer.

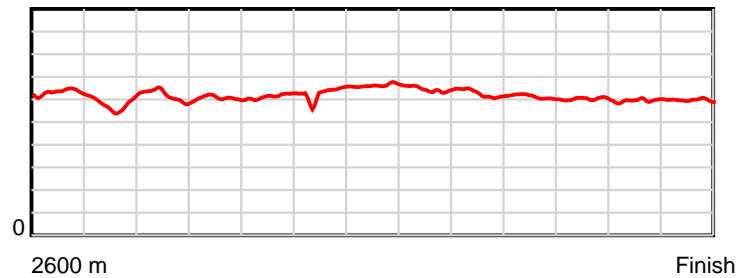
HRNZ and NZMTC and Thoroughbred Ratings Pty Ltd accepts no responsibility for the completeness or accuracy of any of the information contained herein, and makes no representations about its suitability for any particular purpose. Users should make their own judgements about those matters and/or seek independent advice. You assume all risks associated with use of the data provided on this page.

Race Results

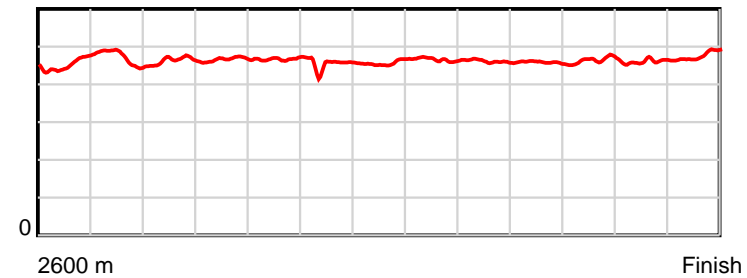
September 13, 2019, Race 4, HYDROFLOW MOBILE PACE, Distance 2600m, Addington - Survey 3200m

Result	TAB no.	Horse (Barrier)	2200m to	2000m to	1800m to	1600m to	1400m to	1200m to	1000m to	800m to	600m to	400m to	200m to	Total or	Margin
12th	7	Good Day Sunsh... (6)	2000m	1800m	1600m	1400m	1200m	1000m	800m	600m	400m	200m	WP	Average	
		Position in running (margin)	12(22.5)	12(19.3)	11(16.2)	11(14.8)	10(14.9)	11(13.0)	10(13.2)	10(13.4)	10(12.5)	10(14.4)	11(19.2)		23.50
		Sectional time (s)	14.96	15.32	15.14	14.54	13.90	14.66	14.80	15.11	15.57	15.67	16.26		
		Cumulative time (s)	165.93	150.97	135.65	120.51	105.97	92.07	77.41	62.61	47.50	31.93	16.26	3:17.07	
		Speed (m/s)	13.37	13.05	13.21	13.76	14.39	13.64	13.51	13.24	12.85	12.76	12.30	13.19	
		Stride length (m)	6.20	6.08	6.17	6.23	6.57	6.35	6.22	6.07	5.97	5.87	5.87	6.12	
		Stride duration (s)	0.464	0.466	0.467	0.453	0.457	0.466	0.460	0.459	0.464	0.460	0.477	0.464	
		Stride efficiency (%)	60.15	57.81	59.49	60.73	67.43	63.09	60.48	57.58	55.61	53.90	53.85	58.51	
		Stride count	32.24	32.88	32.41	32.08	30.45	31.48	32.15	32.95	33.53	34.05	34.07	424.92	

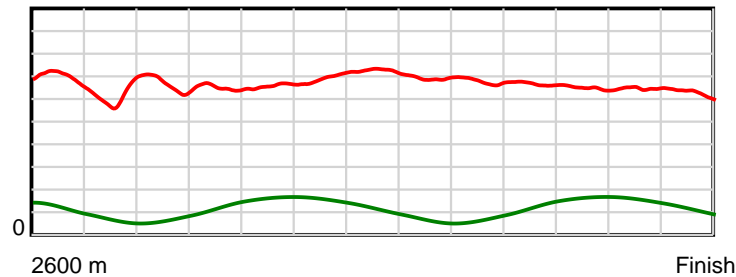
10 m Stride length



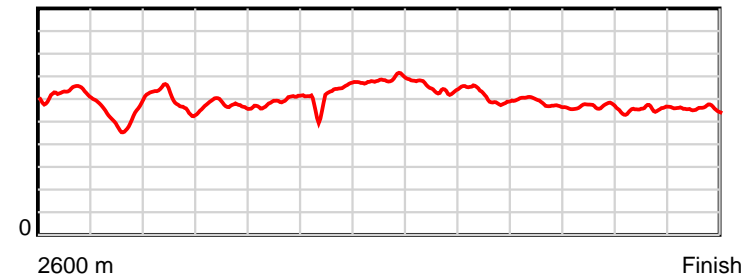
0.6 s Stride duration



20 m/sec Speed



100 % Stride efficiency



Note: Horizontal distance axis grid lines are 200m furlongs.

Disclaimer.

HRNZ and NZMTC and Thoroughbred Ratings Pty Ltd accepts no responsibility for the completeness or accuracy of any of the information contained herein, and makes no representations about its suitability for any particular purpose. Users should make their own judgements about those matters and/or seek independent advice. You assume all risks associated with use of the data provided on this page.



Race Results



September 13, 2019, Race 4, HYDROFLOW MOBILE PACE, Distance 2600m, Addington - Survey 3200m

Result	TAB no.	Horse (Barrier)	2600 to	2400m to
13th	5	Hurrania Three (4)	2400m	2200m
		Position in running (margin)	-	4(5.2)
		Sectional time (s)	13.88	14.88
		Cumulative time (s)	197.58	183.70
		Speed (m/s)	14.41	13.44
		Stride length (m)	6.23	5.96
		Stride duration (s)	0.425	0.443
		Stride efficiency (%)	60.61	55.52
		Stride count	32.11	33.55

Disclaimer.

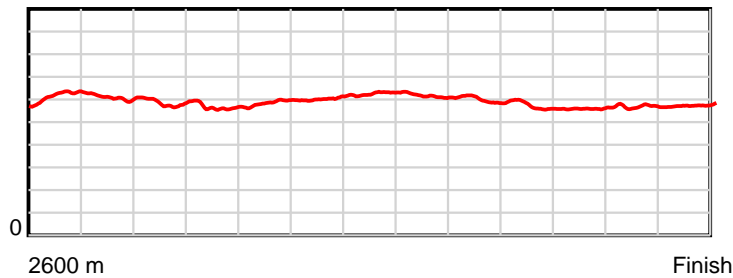
HRNZ and NZMTC and Thoroughbred Ratings Pty Ltd accepts no responsibility for the completeness or accuracy of any of the information contained herein, and makes no representations about its suitability for any particular purpose. Users should make their own judgements about those matters and/or seek independent advice. You assume all risks associated with use of the data provided on this page.

Race Results

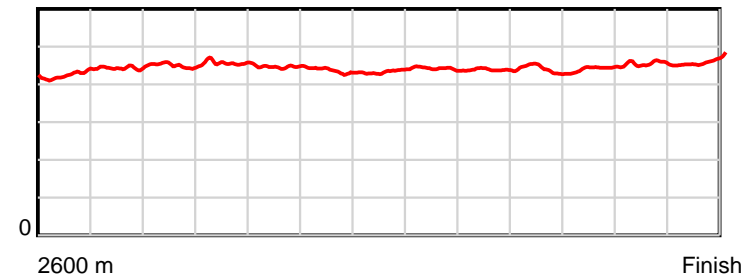
September 13, 2019, Race 4, HYDROFLOW MOBILE PACE, Distance 2600m, Addington - Survey 3200m

Result	TAB no.	Horse (Barrier)	2200m to	2000m to	1800m to	1600m to	1400m to	1200m to	1000m to	800m to	600m to	400m to	200m to	Total or	Margin
13th	5	Hurrania Three (4)	2000m	1800m	1600m	1400m	1200m	1000m	800m	600m	400m	200m	WP	Average	
		Position in running (margin)	5(7.5)	5(8.1)	6(9.3)	7(10.0)	7(11.2)	7(9.2)	7(9.1)	7(9.5)	8(10.0)	11(14.8)	12(22.7)		26.30
		Sectional time (s)	15.59	16.04	15.50	14.73	13.88	14.61	14.82	15.35	16.05	16.19	16.06		
		Cumulative time (s)	168.82	153.23	137.19	121.69	106.96	93.08	78.47	63.65	48.30	32.25	16.06	3:17.58	
		Speed (m/s)	12.83	12.47	12.90	13.58	14.41	13.69	13.50	13.03	12.46	12.35	12.45	13.16	
		Stride length (m)	5.77	5.70	5.77	5.92	6.25	6.05	5.92	5.73	5.51	5.62	5.75	5.85	
		Stride duration (s)	0.450	0.457	0.447	0.436	0.434	0.442	0.439	0.439	0.443	0.455	0.462	0.445	
		Stride efficiency (%)	52.07	50.77	51.94	54.73	60.99	57.17	54.72	51.23	47.52	49.39	51.73	53.51	
		Stride count	34.65	35.09	34.69	33.79	32.01	33.07	33.80	34.93	36.27	35.58	34.76	444.30	

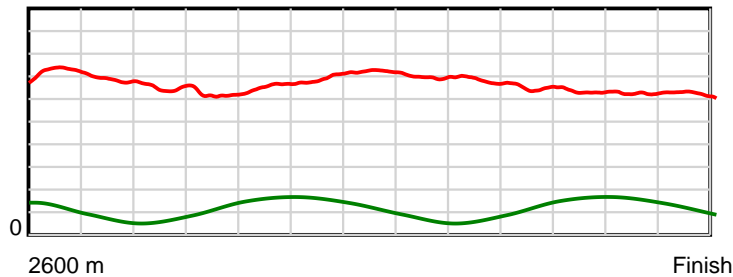
10 m Stride length



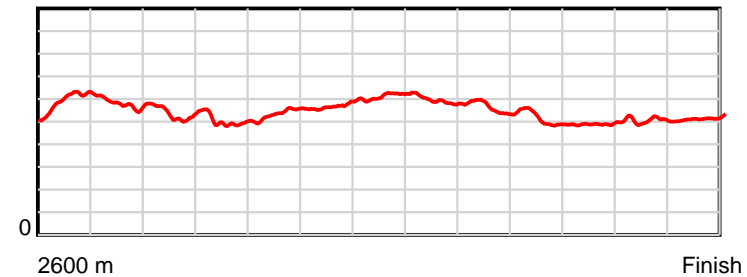
0.6 s Stride duration



20 m/sec Speed



100 % Stride efficiency



Note: Horizontal distance axis grid lines are 200m furlongs.

Disclaimer.

HRNZ and NZMTC and Thoroughbred Ratings Pty Ltd accepts no responsibility for the completeness or accuracy of any of the information contained herein, and makes no representations about its suitability for any particular purpose. Users should make their own judgements about those matters and/or seek independent advice. You assume all risks associated with use of the data provided on this page.