



Race Results

NZ Metropolitan Trotting Club Inc, HRNZ, September 13, 2019

Compilation date: September 13, 2019, 7:13:51 PM (NZST)

Copyright © 2019 HRNZ and NZMTC. All rights reserved.

Trademarks.

StrideMASTER is a registered trademark of Thoroughbred Ratings Pty Ltd.

Disclaimer.

HRNZ and NZMTC and Thoroughbred Ratings Pty Ltd accepts no responsibility for the completeness or accuracy of any of the information contained herein, and makes no representations about its suitability for any particular purpose. Users should make their own judgements about those matters and/or seek independent advice. You assume all risks associated with use of the data provided on this page.



Race Results



September 13, 2019, Race 5, ANTHONY SHEARER LTD 'ORDEAL TROTTING CUP' (MOBILE TROT), Distance 2600m, Addington - Survey 3200m

Result	TAB no.	Horse (Barrier)	2600 to	2400m to
1st	8	Sundees Son (7)	2400m	2200m
		Position in running (margin)	-	8(8.1)
		Sectional time (s)	14.39	15.99
		Cumulative time (s)	193.12	178.73
		Speed (m/s)	13.90	12.51
		Stride length (m)	6.15	5.74
		Stride duration (s)	0.441	0.459
		Stride efficiency (%)	59.17	51.42
		Stride count	32.50	34.87

Disclaimer.

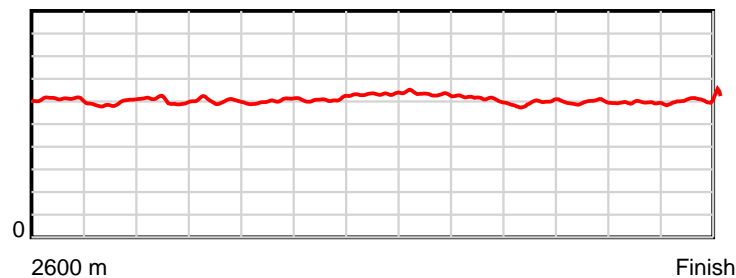
HRNZ and NZMTC and Thoroughbred Ratings Pty Ltd accepts no responsibility for the completeness or accuracy of any of the information contained herein, and makes no representations about its suitability for any particular purpose. Users should make their own judgements about those matters and/or seek independent advice. You assume all risks associated with use of the data provided on this page.

Race Results

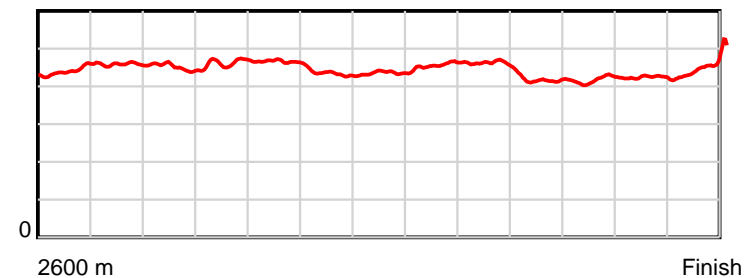
September 13, 2019, Race 5, ANTHONY SHEARER LTD 'ORDEAL TROTTING CUP' (MOBILE TROT), Distance 2600m, Addington - Survey 3200m

Result	TAB no.	Horse (Barrier)	2200m to	2000m to	1800m to	1600m to	1400m to	1200m to	1000m to	800m to	600m to	400m to	200m to	Total or	Margin
1st	8	Sundees Son (7)	2000m	1800m	1600m	1400m	1200m	1000m	800m	600m	400m	200m	WP	Average	
		Position in running (margin)	7(13.7)	7(14.7)	7(13.0)	8(13.2)	8(9.2)	8(7.7)	8(7.8)	8(7.1)	3(1.3)	2(0.1)	1(0.0)		0.00
		Sectional time (s)	15.14	15.36	15.77	14.44	13.77	14.91	15.40	13.99	14.43	14.48	15.05		
		Cumulative time (s)	162.74	147.60	132.24	116.47	102.03	88.26	73.35	57.95	43.96	29.53	15.05	3:13.12	
		Speed (m/s)	13.21	13.02	12.68	13.85	14.52	13.41	12.99	14.30	13.86	13.81	13.29	13.46	
		Stride length (m)	5.96	6.03	5.90	6.00	6.33	6.14	5.96	5.94	5.79	5.85	6.06	5.98	
		Stride duration (s)	0.451	0.463	0.466	0.433	0.436	0.458	0.459	0.416	0.418	0.424	0.456	0.445	
		Stride efficiency (%)	55.49	56.74	54.46	56.27	62.62	58.89	55.55	55.16	52.38	53.51	57.38	55.97	
		Stride count	33.56	33.19	33.88	33.33	31.59	32.58	33.54	33.66	34.54	34.18	33.01	434.43	

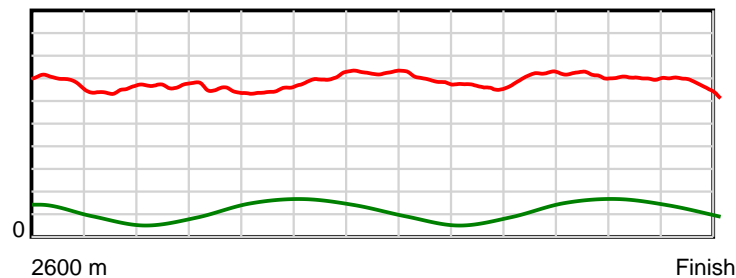
10 m Stride length



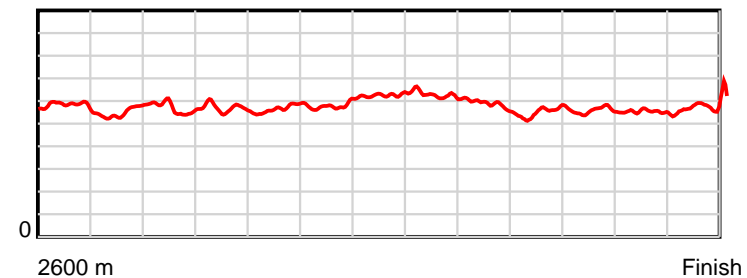
0.6 s Stride duration



20 m/sec Speed



100 % Stride efficiency



Note: Horizontal distance axis grid lines are 200m furlongs.

Disclaimer.

HRNZ and NZMTC and Thoroughbred Ratings Pty Ltd accepts no responsibility for the completeness or accuracy of any of the information contained herein, and makes no representations about its suitability for any particular purpose. Users should make their own judgements about those matters and/or seek independent advice. You assume all risks associated with use of the data provided on this page.



Race Results



September 13, 2019, Race 5, ANTHONY SHEARER LTD 'ORDEAL TROTting CUP' (MOBILE TROT), Distance 2600m, Addington - Survey 3200m

Result	TAB no.	Horse (Barrier)	2600 to	2400m to
2nd	11	Destiny Jones (10)	2400m	2200m
		Position in running (margin)	-	6(4.9)
		Sectional time (s)	13.84	15.66
		Cumulative time (s)	193.94	180.10
		Speed (m/s)	14.45	12.77
		Stride length (m)	6.85	6.51
		Stride duration (s)	0.462	0.510
		Stride efficiency (%)	73.38	66.29
		Stride count	29.19	30.71

Disclaimer.

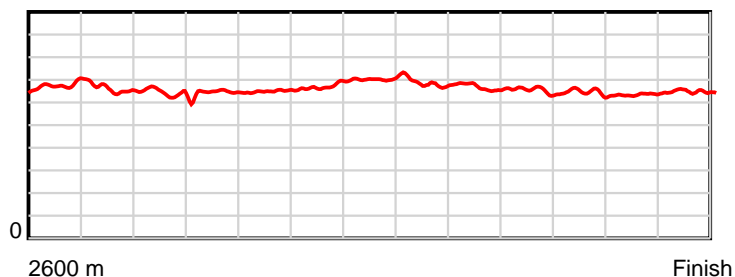
HRNZ and NZMTC and Thoroughbred Ratings Pty Ltd accepts no responsibility for the completeness or accuracy of any of the information contained herein, and makes no representations about its suitability for any particular purpose. Users should make their own judgements about those matters and/or seek independent advice. You assume all risks associated with use of the data provided on this page.

Race Results

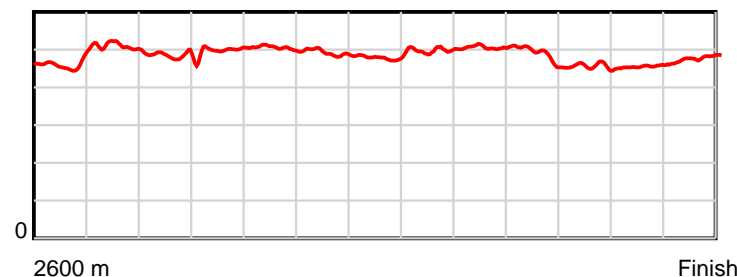
September 13, 2019, Race 5, ANTHONY SHEARER LTD 'ORDEAL TROTTING CUP' (MOBILE TROT), Distance 2600m, Addington - Survey 3200m

Result	TAB no.	Horse (Barrier)	2200m to	2000m to	1800m to	1600m to	1400m to	1200m to	1000m to	800m to	600m to	400m to	200m to	Total or	Margin
2nd	11	Destiny Jones (10)	2000m	1800m	1600m	1400m	1200m	1000m	800m	600m	400m	200m	WP	Average	
		Position in running (margin)	5(8.5)	5(9.4)	5(8.6)	5(9.2)	6(7.5)	6(5.6)	6(5.6)	6(5.4)	7(5.2)	5(4.7)	4(6.1)		4.60
		Sectional time (s)	15.12	15.50	15.84	14.82	13.71	14.90	15.49	14.91	14.55	14.73	14.87		
		Cumulative time (s)	164.44	149.32	133.82	117.98	103.16	89.45	74.55	59.06	44.15	29.60	14.87	3:13.94	
		Speed (m/s)	13.23	12.90	12.63	13.50	14.59	13.42	12.91	13.41	13.75	13.58	13.45	13.41	
		Stride length (m)	6.40	6.41	6.37	6.64	7.00	6.68	6.53	6.51	6.26	6.19	6.43	6.52	
		Stride duration (s)	0.484	0.497	0.505	0.492	0.479	0.498	0.506	0.486	0.456	0.456	0.478	0.486	
		Stride efficiency (%)	63.94	64.30	63.48	68.83	76.47	69.82	66.73	66.32	61.27	59.93	64.65	66.35	
		Stride count	31.27	31.18	31.38	30.14	28.59	29.92	30.61	30.70	31.94	32.29	31.09	399.01	

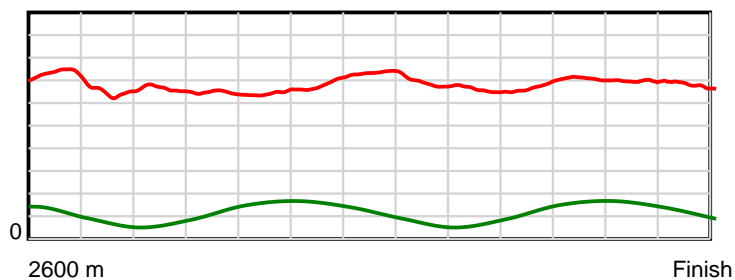
10 m Stride length



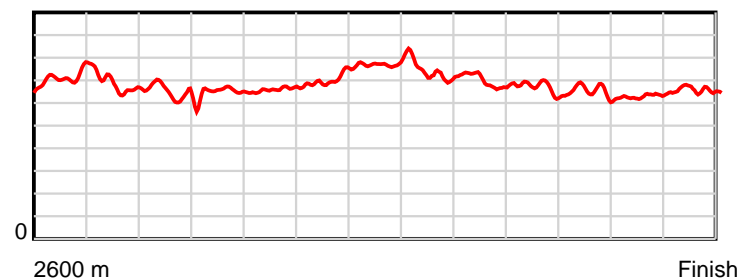
0.6 s Stride duration



20 m/sec Speed



100 % Stride efficiency



Note: Horizontal distance axis grid lines are 200m furlongs.

Disclaimer.

HRNZ and NZMTC and Thoroughbred Ratings Pty Ltd accepts no responsibility for the completeness or accuracy of any of the information contained herein, and makes no representations about its suitability for any particular purpose. Users should make their own judgements about those matters and/or seek independent advice. You assume all risks associated with use of the data provided on this page.



Race Results



September 13, 2019, Race 5, ANTHONY SHEARER LTD 'ORDEAL TROTting CUP' (MOBILE TROT), Distance 2600m, Addington - Survey 3200m

Result	TAB no.	Horse (Barrier)	2600 to	2400m to
3rd	10	Habibi Inta (9)	2400m	2200m
		Position in running (margin)	-	4(4.1)
		Sectional time (s)	13.64	14.57
		Cumulative time (s)	194.06	180.42
		Speed (m/s)	14.66	13.73
		Stride length (m)	6.56	6.23
		Stride duration (s)	0.438	0.454
		Stride efficiency (%)	67.34	60.68
		Stride count	30.47	32.10

Disclaimer.

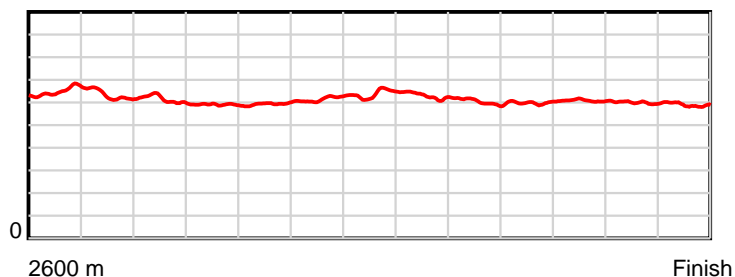
HRNZ and NZMTC and Thoroughbred Ratings Pty Ltd accepts no responsibility for the completeness or accuracy of any of the information contained herein, and makes no representations about its suitability for any particular purpose. Users should make their own judgements about those matters and/or seek independent advice. You assume all risks associated with use of the data provided on this page.

Race Results

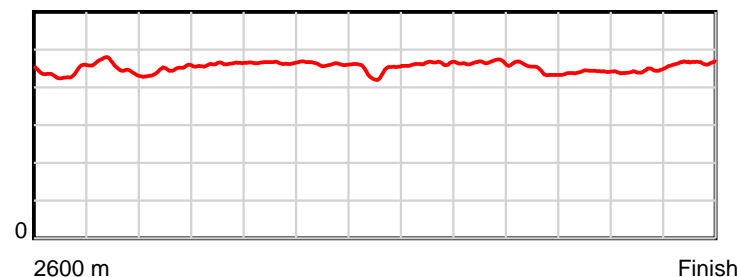
September 13, 2019, Race 5, ANTHONY SHEARER LTD 'ORDEAL TROTTING CUP' (MOBILE TROT), Distance 2600m, Addington - Survey 3200m

Result	TAB no.	Horse (Barrier)	2200m to	2000m to	1800m to	1600m to	1400m to	1200m to	1000m to	800m to	600m to	400m to	200m to	Total or	Margin
3rd	10	Habibi Inta (9)	2000m	1800m	1600m	1400m	1200m	1000m	800m	600m	400m	200m	WP	Average	
		Position in running (margin)	2(1.2)	1(0.0)	1(0.0)	1(0.0)	1(0.0)	1(0.0)	1(0.0)	1(0.0)	1(0.0)	1(0.0)	2(1.9)		5.30
		Sectional time (s)	14.78	15.65	15.73	15.11	14.01	14.90	15.52	14.96	14.63	14.81	15.75		
		Cumulative time (s)	165.85	151.07	135.42	119.69	104.58	90.57	75.67	60.15	45.19	30.56	15.75	3:14.06	
		Speed (m/s)	13.53	12.78	12.71	13.24	14.28	13.42	12.89	13.37	13.67	13.50	12.70	13.40	
		Stride length (m)	6.04	5.90	5.91	6.12	6.36	6.22	6.00	5.99	6.04	5.99	5.90	6.09	
		Stride duration (s)	0.446	0.462	0.465	0.462	0.446	0.464	0.465	0.448	0.441	0.444	0.464	0.455	
		Stride efficiency (%)	56.98	54.41	54.67	58.45	63.26	60.55	56.22	56.02	56.92	56.06	54.35	57.98	
		Stride count	33.12	33.89	33.81	32.70	31.43	32.13	33.34	33.40	33.14	33.39	33.91	426.83	

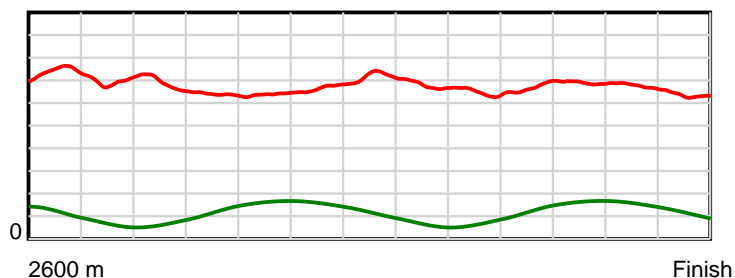
10 m Stride length



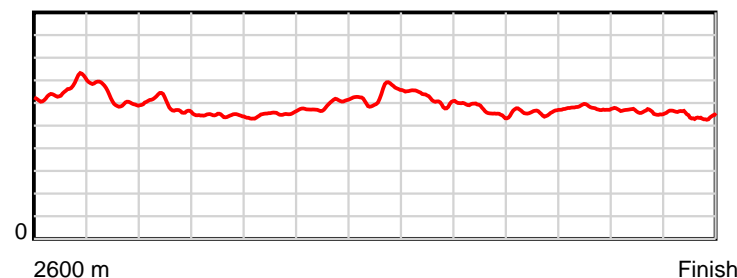
0.6 s Stride duration



20 m/sec Speed



100 % Stride efficiency



Note: Horizontal distance axis grid lines are 200m furlongs.

Disclaimer.

HRNZ and NZMTC and Thoroughbred Ratings Pty Ltd accepts no responsibility for the completeness or accuracy of any of the information contained herein, and makes no representations about its suitability for any particular purpose. Users should make their own judgements about those matters and/or seek independent advice. You assume all risks associated with use of the data provided on this page.



Race Results



September 13, 2019, Race 5, ANTHONY SHEARER LTD 'ORDEAL TROTting CUP' (MOBILE TROT), Distance 2600m, Addington - Survey 3200m

Result	TAB no.	Horse (Barrier)	2600 to	2400m to
4th	2	The Dominator (1)	2400m	2200m
		Position in running (margin)	-	1(0.0)
		Sectional time (s)	13.11	15.05
		Cumulative time (s)	194.07	180.96
		Speed (m/s)	15.26	13.29
		Stride length (m)	6.78	6.48
		Stride duration (s)	0.442	0.488
		Stride efficiency (%)	71.88	65.58
		Stride count	29.49	30.87

Disclaimer.

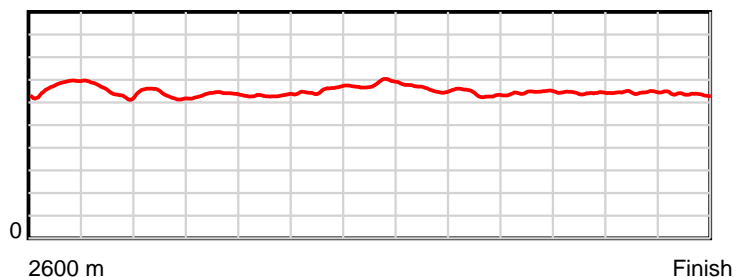
HRNZ and NZMTC and Thoroughbred Ratings Pty Ltd accepts no responsibility for the completeness or accuracy of any of the information contained herein, and makes no representations about its suitability for any particular purpose. Users should make their own judgements about those matters and/or seek independent advice. You assume all risks associated with use of the data provided on this page.

Race Results

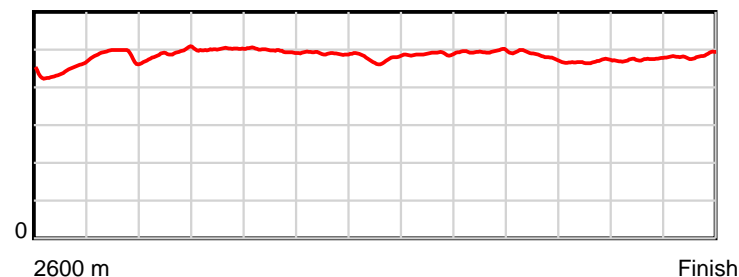
September 13, 2019, Race 5, ANTHONY SHEARER LTD 'ORDEAL TROTTING CUP' (MOBILE TROT), Distance 2600m, Addington - Survey 3200m

Result	TAB no.	Horse (Barrier)	2200m to	2000m to	1800m to	1600m to	1400m to	1200m to	1000m to	800m to	600m to	400m to	200m to	Total or	Margin
4th	2	The Dominator (1)	2000m	1800m	1600m	1400m	1200m	1000m	800m	600m	400m	200m	WP	Average	
		Position in running (margin)	1(0.0)	2(1.9)	2(2.1)	2(2.2)	2(2.2)	3(2.0)	3(1.7)	3(1.9)	4(2.3)	3(2.7)	3(4.2)		5.30
		Sectional time (s)	15.28	15.69	15.75	15.10	13.98	14.85	15.55	15.02	14.70	14.74	15.25		
		Cumulative time (s)	165.91	150.63	134.94	119.19	104.09	90.11	75.26	59.71	44.69	29.99	15.25	3:14.07	
		Speed (m/s)	13.09	12.75	12.70	13.25	14.31	13.47	12.86	13.32	13.61	13.57	13.11	13.40	
		Stride length (m)	6.41	6.39	6.32	6.49	6.83	6.58	6.36	6.46	6.37	6.43	6.34	6.48	
		Stride duration (s)	0.490	0.501	0.497	0.490	0.477	0.489	0.495	0.485	0.469	0.474	0.483	0.483	
		Stride efficiency (%)	64.26	63.78	62.33	65.81	72.82	67.69	63.26	65.19	63.49	64.54	62.83	65.54	
		Stride count	31.19	31.30	31.67	30.82	29.30	30.39	31.43	30.96	31.38	31.12	31.54	401.46	

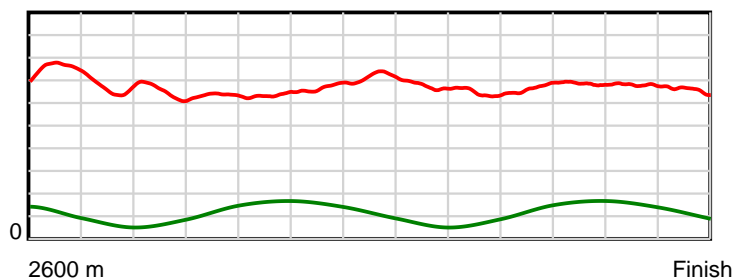
10 m Stride length



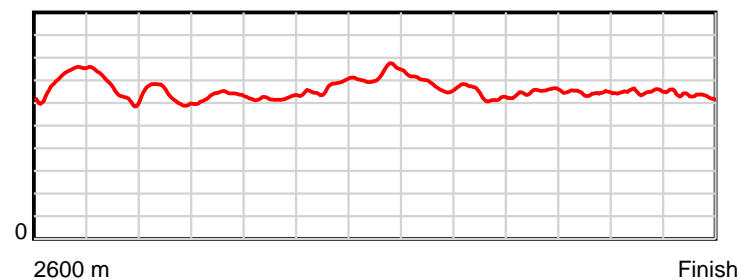
0.6 s Stride duration



20 m/sec Speed



100 % Stride efficiency



Note: Horizontal distance axis grid lines are 200m furlongs.

Disclaimer.

HRNZ and NZMTC and Thoroughbred Ratings Pty Ltd accepts no responsibility for the completeness or accuracy of any of the information contained herein, and makes no representations about its suitability for any particular purpose. Users should make their own judgements about those matters and/or seek independent advice. You assume all risks associated with use of the data provided on this page.



Race Results



September 13, 2019, Race 5, ANTHONY SHEARER LTD 'ORDEAL TROTting CUP' (MOBILE TROT), Distance 2600m, Addington - Survey 3200m

Result	TAB no.	Horse (Barrier)	2600 to	2400m to
5th	5	Enghien (4)	2400m	2200m
		Position in running (margin)	-	7(7.0)
		Sectional time (s)	14.02	15.83
		Cumulative time (s)	194.74	180.72
		Speed (m/s)	14.27	12.63
		Stride length (m)	6.47	5.99
		Stride duration (s)	0.459	0.474
		Stride efficiency (%)	65.51	56.10
		Stride count	30.89	33.38

Disclaimer.

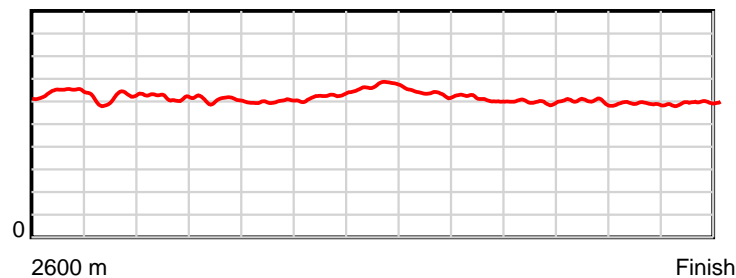
HRNZ and NZMTC and Thoroughbred Ratings Pty Ltd accepts no responsibility for the completeness or accuracy of any of the information contained herein, and makes no representations about its suitability for any particular purpose. Users should make their own judgements about those matters and/or seek independent advice. You assume all risks associated with use of the data provided on this page.

Race Results

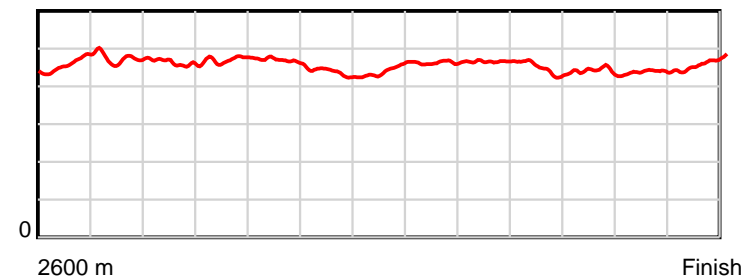
September 13, 2019, Race 5, ANTHONY SHEARER LTD 'ORDEAL TROTTING CUP' (MOBILE TROT), Distance 2600m, Addington - Survey 3200m

Result	TAB no.	Horse (Barrier)	2200m to	2000m to	1800m to	1600m to	1400m to	1200m to	1000m to	800m to	600m to	400m to	200m to	Total or	Margin
5th	5	Enghien (4)	2000m	1800m	1600m	1400m	1200m	1000m	800m	600m	400m	200m	WP	Average	
		Position in running (margin)	6(11.6)	6(11.9)	6(10.8)	6(11.0)	5(6.1)	2(1.6)	2(1.6)	2(1.5)	2(1.1)	4(3.2)	5(6.9)		9.00
		Sectional time (s)	15.02	15.46	15.76	14.29	13.25	14.91	15.50	14.90	14.97	15.11	15.72		
		Cumulative time (s)	164.89	149.87	134.41	118.65	104.36	91.11	76.20	60.70	45.80	30.83	15.72	3:14.74	
		Speed (m/s)	13.32	12.94	12.69	14.00	15.09	13.41	12.90	13.42	13.36	13.24	12.72	13.35	
		Stride length (m)	6.16	6.09	5.95	6.11	6.69	6.21	6.01	5.97	5.89	5.81	5.88	6.09	
		Stride duration (s)	0.463	0.471	0.469	0.436	0.443	0.463	0.466	0.445	0.441	0.439	0.462	0.456	
		Stride efficiency (%)	59.27	57.98	55.40	58.29	69.88	60.18	56.41	55.76	54.18	52.78	53.96	57.87	
		Stride count	32.47	32.83	33.59	32.75	29.91	32.23	33.29	33.48	33.96	34.41	34.04	427.23	

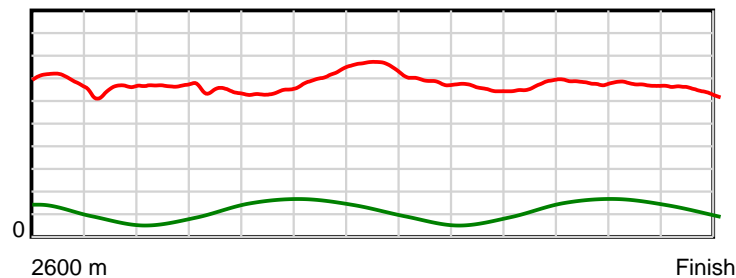
10 m Stride length



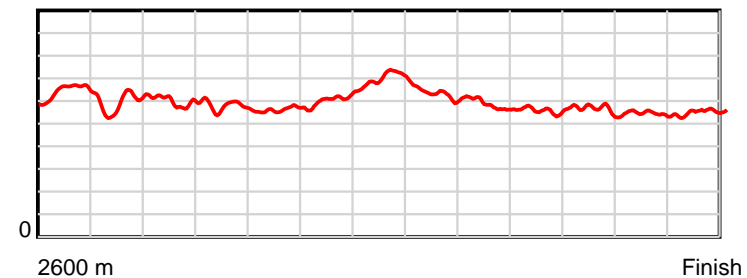
0.6 s Stride duration



20 m/sec Speed



100 % Stride efficiency



Note: Horizontal distance axis grid lines are 200m furlongs.

Disclaimer.

HRNZ and NZMTC and Thoroughbred Ratings Pty Ltd accepts no responsibility for the completeness or accuracy of any of the information contained herein, and makes no representations about its suitability for any particular purpose. Users should make their own judgements about those matters and/or seek independent advice. You assume all risks associated with use of the data provided on this page.



Race Results



September 13, 2019, Race 5, ANTHONY SHEARER LTD 'ORDEAL TROTting CUP' (MOBILE TROT), Distance 2600m, Addington - Survey 3200m

Result	TAB no.	Horse (Barrier)	2600 to	2400m to
6th	4	Monkey's Way (3)	2400m	2200m
		Position in running (margin)	-	3(2.8)
		Sectional time (s)	13.57	15.62
		Cumulative time (s)	194.92	181.35
		Speed (m/s)	14.74	12.80
		Stride length (m)	6.48	5.94
		Stride duration (s)	0.436	0.464
		Stride efficiency (%)	65.65	55.23
		Stride count	30.86	33.64

Disclaimer.

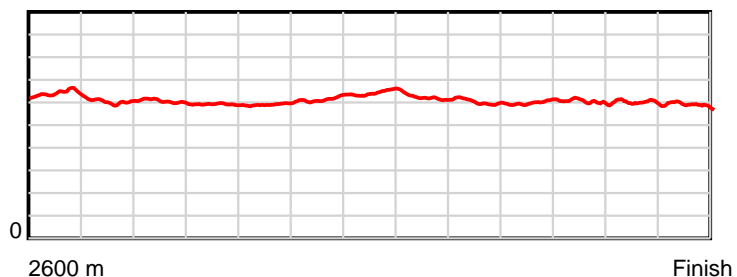
HRNZ and NZMTC and Thoroughbred Ratings Pty Ltd accepts no responsibility for the completeness or accuracy of any of the information contained herein, and makes no representations about its suitability for any particular purpose. Users should make their own judgements about those matters and/or seek independent advice. You assume all risks associated with use of the data provided on this page.

Race Results

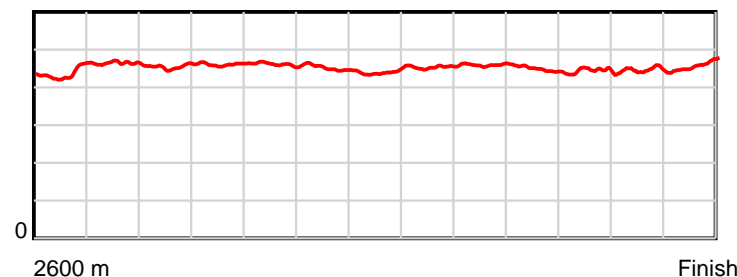
September 13, 2019, Race 5, ANTHONY SHEARER LTD 'ORDEAL TROTTING CUP' (MOBILE TROT), Distance 2600m, Addington - Survey 3200m

Result	TAB no.	Horse (Barrier)	2200m to	2000m to	1800m to	1600m to	1400m to	1200m to	1000m to	800m to	600m to	400m to	200m to	Total or	Margin
6th	4	Monkey's Way (3)	2000m	1800m	1600m	1400m	1200m	1000m	800m	600m	400m	200m	WP	Average	
		Position in running (margin)	4(6.2)	4(7.0)	4(6.6)	4(6.9)	4(5.6)	4(3.3)	4(3.6)	4(3.5)	5(3.4)	6(4.8)	6(6.9)		10.00
		Sectional time (s)	15.11	15.57	15.79	14.90	13.62	14.96	15.50	14.94	14.85	14.86	15.63		
		Cumulative time (s)	165.73	150.62	135.05	119.26	104.36	90.74	75.78	60.28	45.34	30.49	15.63	3:14.92	
		Speed (m/s)	13.24	12.85	12.67	13.42	14.68	13.37	12.90	13.39	13.47	13.46	12.80	13.34	
		Stride length (m)	6.02	5.92	5.84	6.06	6.47	6.06	5.93	5.99	5.96	5.98	5.88	6.04	
		Stride duration (s)	0.455	0.461	0.461	0.452	0.440	0.453	0.459	0.448	0.443	0.445	0.459	0.453	
		Stride efficiency (%)	56.66	54.73	53.30	57.45	65.33	57.41	54.88	56.14	55.58	55.95	54.02	56.93	
		Stride count	33.21	33.79	34.24	32.98	30.93	33.00	33.75	33.37	33.54	33.42	34.02	430.75	

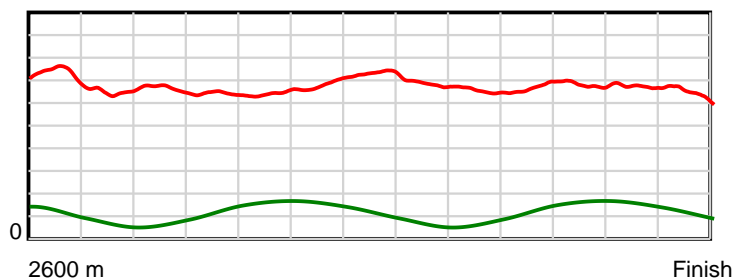
10 m Stride length



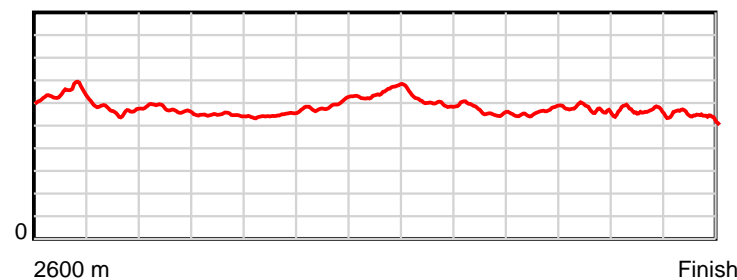
0.6 s Stride duration



20 m/sec Speed



100 % Stride efficiency



Note: Horizontal distance axis grid lines are 200m furlongs.

Disclaimer.

HRNZ and NZMTC and Thoroughbred Ratings Pty Ltd accepts no responsibility for the completeness or accuracy of any of the information contained herein, and makes no representations about its suitability for any particular purpose. Users should make their own judgements about those matters and/or seek independent advice. You assume all risks associated with use of the data provided on this page.



Race Results



September 13, 2019, Race 5, ANTHONY SHEARER LTD 'ORDEAL TROTting CUP' (MOBILE TROT), Distance 2600m, Addington - Survey 3200m

Result	TAB no.	Horse (Barrier)	2600 to	2400m to
7th	3	Hey Yo (2)	2400m	2200m
		Position in running (margin)	-	2(1.8)
		Sectional time (s)	13.30	15.11
		Cumulative time (s)	195.47	182.17
		Speed (m/s)	15.04	13.24
		Stride length (m)	6.54	6.35
		Stride duration (s)	0.434	0.480
		Stride efficiency (%)	66.87	63.04
		Stride count	30.57	31.49

Disclaimer.

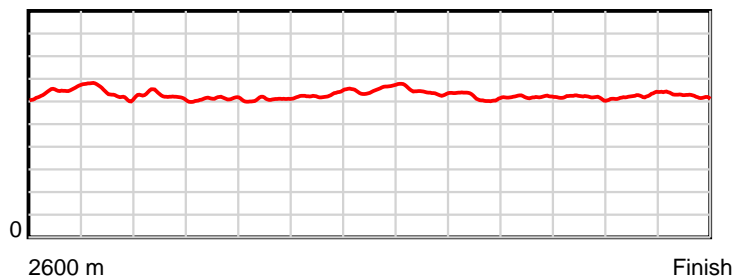
HRNZ and NZMTC and Thoroughbred Ratings Pty Ltd accepts no responsibility for the completeness or accuracy of any of the information contained herein, and makes no representations about its suitability for any particular purpose. Users should make their own judgements about those matters and/or seek independent advice. You assume all risks associated with use of the data provided on this page.

Race Results

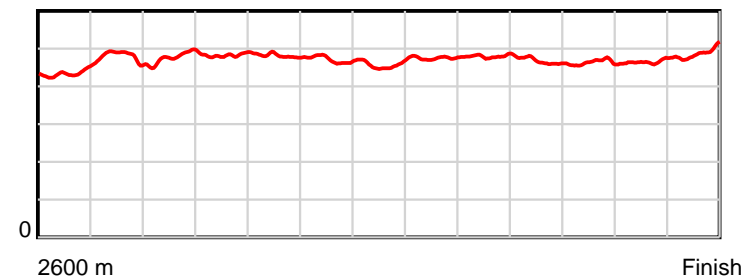
September 13, 2019, Race 5, ANTHONY SHEARER LTD 'ORDEAL TROTTING CUP' (MOBILE TROT), Distance 2600m, Addington - Survey 3200m

Result	TAB no.	Horse (Barrier)	2200m to	2000m to	1800m to	1600m to	1400m to	1200m to	1000m to	800m to	600m to	400m to	200m to	Total or	Margin
7th	3	Hey Yo (2)	2000m	1800m	1600m	1400m	1200m	1000m	800m	600m	400m	200m	WP	Average	
		Position in running (margin)	3(2.2)	3(3.7)	3(3.9)	3(4.6)	3(4.0)	5(3.9)	5(3.9)	5(3.8)	6(4.8)	7(7.5)	7(9.9)		13.10
		Sectional time (s)	15.23	15.68	15.85	15.01	14.00	14.90	15.50	15.12	15.08	14.89	15.80		
		Cumulative time (s)	167.06	151.83	136.15	120.30	105.29	91.29	76.39	60.89	45.77	30.69	15.80	3:15.47	
		Speed (m/s)	13.13	12.76	12.62	13.32	14.29	13.42	12.90	13.23	13.26	13.43	12.66	13.30	
		Stride length (m)	6.27	6.15	6.08	6.27	6.54	6.38	6.19	6.18	6.14	6.25	6.19	6.27	
		Stride duration (s)	0.477	0.483	0.481	0.471	0.458	0.475	0.480	0.467	0.463	0.465	0.489	0.471	
		Stride efficiency (%)	61.39	59.18	57.68	61.51	66.90	63.56	59.86	59.64	58.96	60.95	59.96	61.41	
		Stride count	31.91	32.50	32.92	31.88	30.57	31.36	32.31	32.37	32.56	32.02	32.29	414.75	

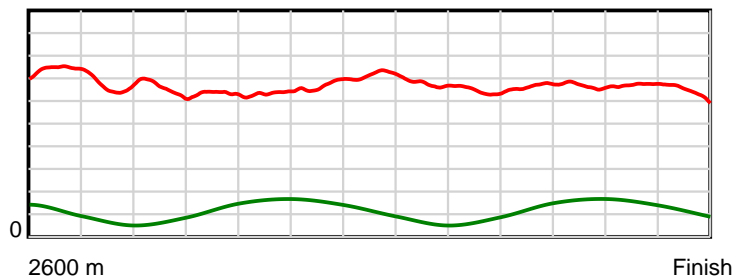
10 m Stride length



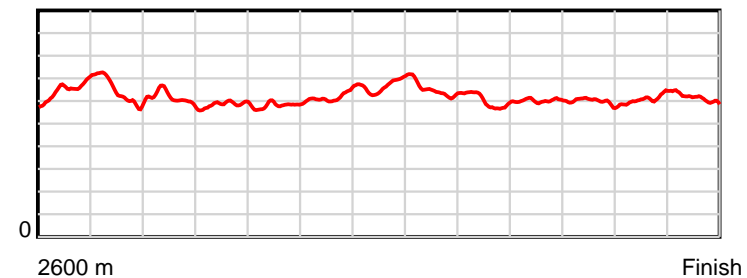
0.6 s Stride duration



20 m/sec Speed



100 % Stride efficiency



Note: Horizontal distance axis grid lines are 200m furlongs.

Disclaimer.

HRNZ and NZMTC and Thoroughbred Ratings Pty Ltd accepts no responsibility for the completeness or accuracy of any of the information contained herein, and makes no representations about its suitability for any particular purpose. Users should make their own judgements about those matters and/or seek independent advice. You assume all risks associated with use of the data provided on this page.



Race Results



September 13, 2019, Race 5, ANTHONY SHEARER LTD 'ORDEAL TROTting CUP' (MOBILE TROT), Distance 2600m, Addington - Survey 3200m

Result	TAB no.	Horse (Barrier)	2600 to	2400m to
8th	9	Monbet (8)	2400m	2200m
		Position in running (margin)	-	9(10.4)
		Sectional time (s)	14.79	16.15
		Cumulative time (s)	197.23	182.44
		Speed (m/s)	13.52	12.38
		Stride length (m)	6.26	5.83
		Stride duration (s)	0.457	0.471
		Stride efficiency (%)	61.14	53.16
		Stride count	31.97	34.29

Disclaimer.

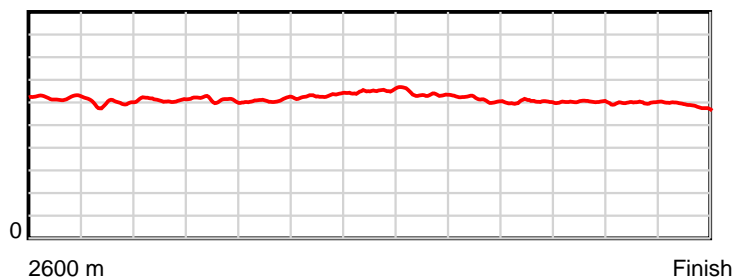
HRNZ and NZMTC and Thoroughbred Ratings Pty Ltd accepts no responsibility for the completeness or accuracy of any of the information contained herein, and makes no representations about its suitability for any particular purpose. Users should make their own judgements about those matters and/or seek independent advice. You assume all risks associated with use of the data provided on this page.

Race Results

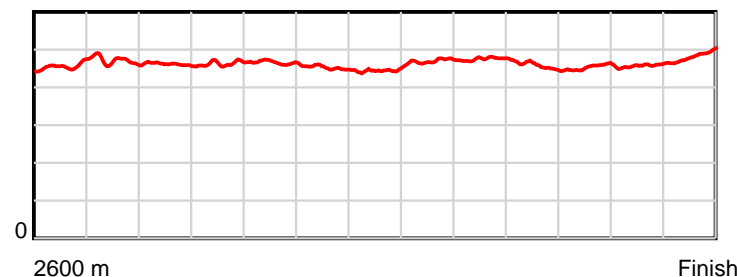
September 13, 2019, Race 5, ANTHONY SHEARER LTD 'ORDEAL TROTTING CUP' (MOBILE TROT), Distance 2600m, Addington - Survey 3200m

Result	TAB no.	Horse (Barrier)	2200m to	2000m to	1800m to	1600m to	1400m to	1200m to	1000m to	800m to	600m to	400m to	200m to	Total or	Margin
8th	9	Monbet (8)	2000m	1800m	1600m	1400m	1200m	1000m	800m	600m	400m	200m	WP	Average	
		Position in running (margin)	8(16.9)	8(18.1)	8(14.9)	7(12.7)	7(8.2)	7(6.3)	7(6.2)	7(6.1)	8(7.3)	8(10.4)	8(15.3)		22.90
		Sectional time (s)	15.17	15.11	15.36	14.37	13.70	14.87	15.51	15.16	15.14	15.32	16.58		
		Cumulative time (s)	166.29	151.12	136.01	120.65	106.28	92.58	77.71	62.20	47.04	31.90	16.58	3:17.23	
		Speed (m/s)	13.18	13.24	13.02	13.92	14.60	13.45	12.89	13.19	13.21	13.05	12.06	13.18	
		Stride length (m)	6.08	6.14	6.06	6.29	6.48	6.32	6.12	6.03	5.99	5.97	5.84	6.10	
		Stride duration (s)	0.461	0.464	0.465	0.452	0.444	0.470	0.475	0.457	0.454	0.457	0.484	0.463	
		Stride efficiency (%)	57.79	58.87	57.31	61.78	65.71	62.49	58.60	56.79	56.16	55.65	53.28	58.21	
		Stride count	32.89	32.59	33.03	31.81	30.84	31.63	32.66	33.18	33.36	33.51	34.25	426.01	

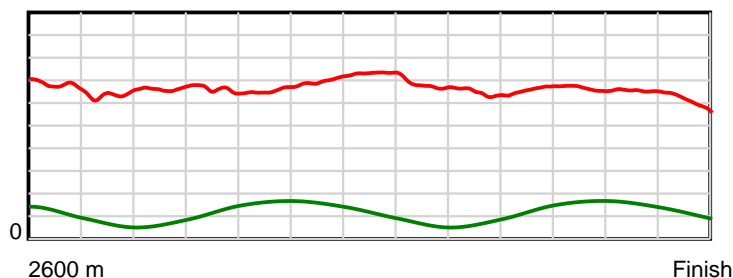
10 m Stride length



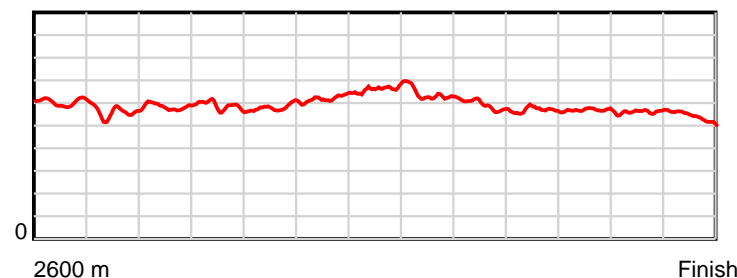
0.6 s Stride duration



20 m/sec Speed



100 % Stride efficiency



Note: Horizontal distance axis grid lines are 200m furlongs.

Disclaimer.

HRNZ and NZMTC and Thoroughbred Ratings Pty Ltd accepts no responsibility for the completeness or accuracy of any of the information contained herein, and makes no representations about its suitability for any particular purpose. Users should make their own judgements about those matters and/or seek independent advice. You assume all risks associated with use of the data provided on this page.



Race Results



September 13, 2019, Race 5, ANTHONY SHEARER LTD 'ORDEAL TROTting CUP' (MOBILE TROT), Distance 2600m, Addington - Survey 3200m

Result	TAB no.	Horse (Barrier)	2600 to	2400m to
9th	7	Harriet Of Mot (6)	2400m	2200m
		Position in running (margin)	-	5(4.7)
		Sectional time (s)	13.89	21.01
		Cumulative time (s)	202.15	188.26
		Speed (m/s)	14.40	9.52
		Stride length (m)	6.48	4.42
		Stride duration (s)	0.446	0.464
		Stride efficiency (%)	65.62	30.56
		Stride count	30.86	45.23

Disclaimer.

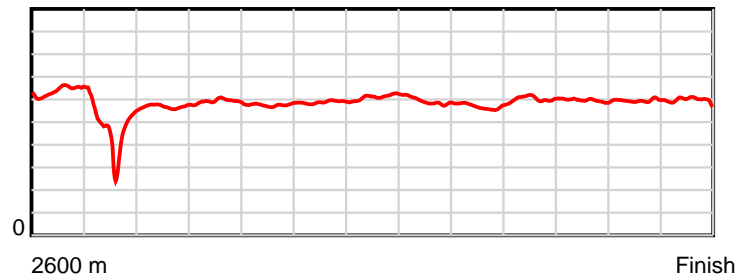
HRNZ and NZMTC and Thoroughbred Ratings Pty Ltd accepts no responsibility for the completeness or accuracy of any of the information contained herein, and makes no representations about its suitability for any particular purpose. Users should make their own judgements about those matters and/or seek independent advice. You assume all risks associated with use of the data provided on this page.

Race Results

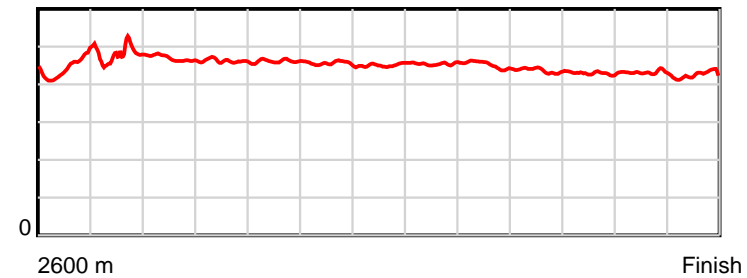
September 13, 2019, Race 5, ANTHONY SHEARER LTD 'ORDEAL TROTTING CUP' (MOBILE TROT), Distance 2600m, Addington - Survey 3200m

Result	TAB no.	Horse (Barrier)	2200m to	2000m to	1800m to	1600m to	1400m to	1200m to	1000m to	800m to	600m to	400m to	200m to	Total or	Margin
9th	7	Harriet Of Mot (6)	2000m	1800m	1600m	1400m	1200m	1000m	800m	600m	400m	200m	WP	Average	
		Position in running (margin)	10(40.4)	9(49.7)	9(49.9)	9(51.9)	9(54.8)	9(59.3)	9(62.6)	9(64.5)	9(61.3)	9(59.7)	9(59.3)		50.20
		Sectional time (s)	16.53	15.68	16.07	15.59	14.76	15.44	15.85	14.41	14.36	14.43	14.13		
		Cumulative time (s)	167.25	150.72	135.04	118.97	103.38	88.62	73.18	57.33	42.92	28.56	14.13	3:22.15	
		Speed (m/s)	12.10	12.76	12.45	12.83	13.55	12.95	12.62	13.88	13.93	13.86	14.15	12.86	
		Stride length (m)	5.68	5.89	5.75	5.84	6.11	5.88	5.69	6.04	5.97	5.98	5.96	5.78	
		Stride duration (s)	0.469	0.462	0.462	0.455	0.451	0.454	0.451	0.436	0.429	0.432	0.421	0.449	
		Stride efficiency (%)	50.34	54.15	51.59	53.32	58.38	54.10	50.66	57.09	55.76	55.91	55.45	52.22	
		Stride count	35.24	33.97	34.81	34.24	32.72	33.99	35.13	33.09	33.48	33.44	33.58	449.78	

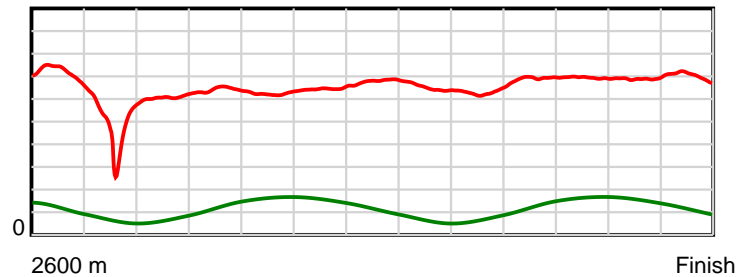
10 m Stride length



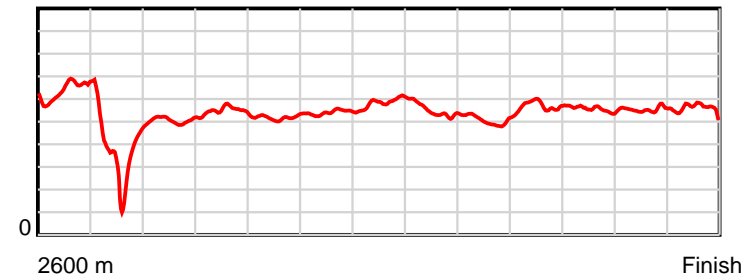
0.6 s Stride duration



20 m/sec Speed



100 % Stride efficiency



Note: Horizontal distance axis grid lines are 200m furlongs.

Disclaimer.

HRNZ and NZMTC and Thoroughbred Ratings Pty Ltd accepts no responsibility for the completeness or accuracy of any of the information contained herein, and makes no representations about its suitability for any particular purpose. Users should make their own judgements about those matters and/or seek independent advice. You assume all risks associated with use of the data provided on this page.



Race Results



September 13, 2019, Race 5, ANTHONY SHEARER LTD 'ORDEAL TROTting CUP' (MOBILE TROT), Distance 2600m, Addington - Survey 3200m

Result	TAB no.	Horse (Barrier)	2600 to	2400m to
10th	6	Woodstone (5)	2400m	2200m
		Position in running (margin)	-	10(15.2)
		Sectional time (s)	15.73	17.04
		Cumulative time (s)	202.38	186.65
		Speed (m/s)	12.72	11.74
		Stride length (m)	6.44	5.82
		Stride duration (s)	0.448	0.496
		Stride efficiency (%)	64.85	52.94
		Stride count	31.05	34.36

Disclaimer.

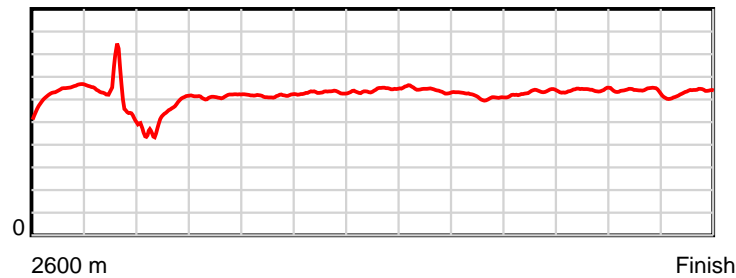
HRNZ and NZMTC and Thoroughbred Ratings Pty Ltd accepts no responsibility for the completeness or accuracy of any of the information contained herein, and makes no representations about its suitability for any particular purpose. Users should make their own judgements about those matters and/or seek independent advice. You assume all risks associated with use of the data provided on this page.

Race Results

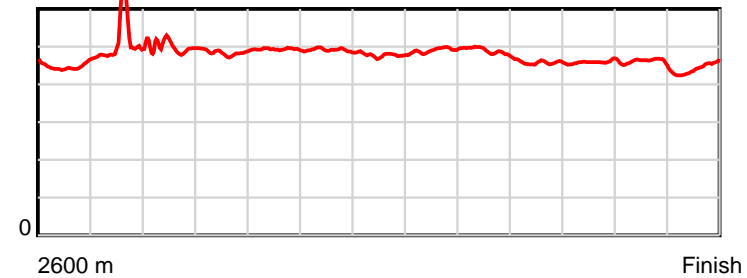
September 13, 2019, Race 5, ANTHONY SHEARER LTD 'ORDEAL TROTTING CUP' (MOBILE TROT), Distance 2600m, Addington - Survey 3200m

Result	TAB no.	Horse (Barrier)	2200m to	2000m to	1800m to	1600m to	1400m to	1200m to	1000m to	800m to	600m to	400m to	200m to	Total or	Margin
10th	6	Woodstone (5)	2000m	1800m	1600m	1400m	1200m	1000m	800m	600m	400m	200m	WP	Average	
		Position in running (margin)	9(27.2)	10(51.7)	10(52.3)	10(54.0)	10(56.7)	10(61.6)	10(64.6)	10(66.6)	10(63.7)	10(62.0)	10(61.4)		51.50
		Sectional time (s)	19.06	15.76	16.01	15.55	14.84	15.40	15.84	14.48	14.35	14.40	13.92		
		Cumulative time (s)	169.61	150.55	134.79	118.78	103.23	88.39	72.99	57.15	42.67	28.32	13.92	3:22.38	
		Speed (m/s)	10.49	12.69	12.49	12.86	13.48	12.99	12.63	13.81	13.94	13.89	14.37	12.85	
		Stride length (m)	5.20	6.14	6.15	6.30	6.44	6.37	6.15	6.32	6.40	6.38	6.36	6.17	
		Stride duration (s)	0.496	0.484	0.493	0.490	0.478	0.491	0.487	0.457	0.459	0.459	0.443	0.480	
		Stride efficiency (%)	42.31	58.96	59.19	62.07	64.81	63.49	59.11	62.34	63.93	63.53	63.27	59.51	
		Stride count	38.44	32.56	32.50	31.73	31.06	31.38	32.52	31.66	31.27	31.37	31.43	421.33	

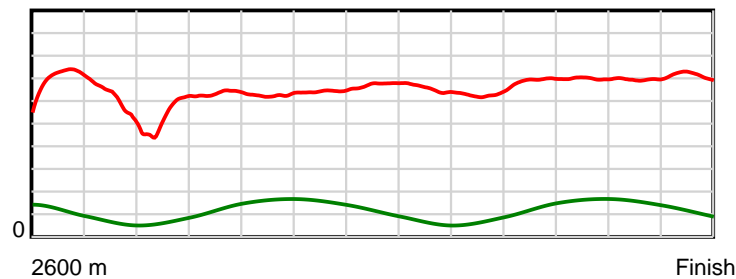
10 m Stride length



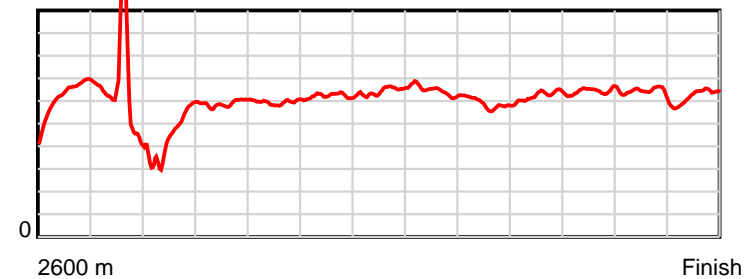
0.6 s Stride duration



20 m/sec Speed



100 % Stride efficiency



Note: Horizontal distance axis grid lines are 200m furlongs.

Disclaimer.

HRNZ and NZMTC and Thoroughbred Ratings Pty Ltd accepts no responsibility for the completeness or accuracy of any of the information contained herein, and makes no representations about its suitability for any particular purpose. Users should make their own judgements about those matters and/or seek independent advice. You assume all risks associated with use of the data provided on this page.