



Race Results

NZ Metropolitan Trotting Club Inc, HRNZ, September 19, 2019

Compilation date: September 19, 2019, 6:51:58 PM (NZST)

Copyright © 2019 HRNZ and NZMTC. All rights reserved.

Trademarks.

StrideMASTER is a registered trademark of Thoroughbred Ratings Pty Ltd.

Disclaimer.

HRNZ and NZMTC and Thoroughbred Ratings Pty Ltd accepts no responsibility for the completeness or accuracy of any of the information contained herein, and makes no representations about its suitability for any particular purpose. Users should make their own judgements about those matters and/or seek independent advice. You assume all risks associated with use of the data provided on this page.



Race Results



September 19, 2019, Race 3, BRECKON FARMS MOBILE PACE, Distance 2600m, Addington - Survey 3200m

Result	TAB no.	Horse (Barrier)	2600 to	2400m to
1st	9	The General (9)	2400m	2200m
		Position in running (margin)	-	9(8.1)
		Sectional time (s)	14.45	15.82
		Cumulative time (s)	196.07	181.62
		Speed (m/s)	13.84	12.64
		Stride length (m)	6.45	5.94
		Stride duration (s)	0.463	0.470
		Stride efficiency (%)	64.99	55.18
		Stride count	31.01	33.66

Disclaimer.

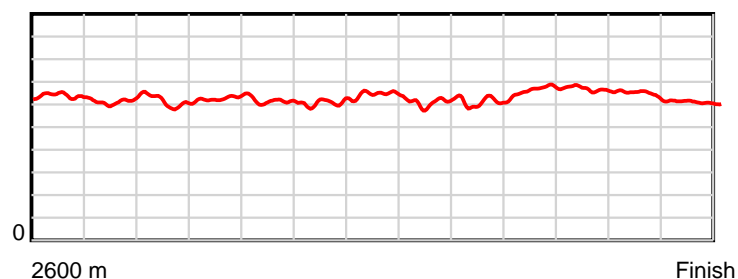
HRNZ and NZMTC and Thoroughbred Ratings Pty Ltd accepts no responsibility for the completeness or accuracy of any of the information contained herein, and makes no representations about its suitability for any particular purpose. Users should make their own judgements about those matters and/or seek independent advice. You assume all risks associated with use of the data provided on this page.

Race Results

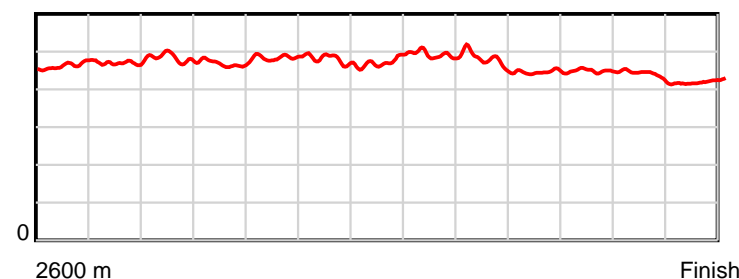
September 19, 2019, Race 3, BRECKON FARMS MOBILE PACE, Distance 2600m, Addington - Survey 3200m

Result	TAB no.	Horse (Barrier)	2200m to	2000m to	1800m to	1600m to	1400m to	1200m to	1000m to	800m to	600m to	400m to	200m to	Total or	Margin
1st	9	The General (9)	2000m	1800m	1600m	1400m	1200m	1000m	800m	600m	400m	200m	WP	Average	
		Position in running (margin)	11(15.0)	10(13.4)	10(12.8)	11(12.5)	11(11.3)	11(9.8)	11(9.9)	10(10.3)	5(2.1)	3(2.4)	3(1.7)		0.00
		Sectional time (s)	16.26	14.91	16.41	16.11	14.79	16.27	15.88	13.44	13.99	13.90	13.84		
		Cumulative time (s)	165.80	149.54	134.63	118.22	102.11	87.32	71.05	55.17	41.73	27.74	13.84	3:16.07	
		Speed (m/s)	12.30	13.41	12.19	12.41	13.52	12.29	12.59	14.88	14.30	14.39	14.45	13.26	
		Stride length (m)	5.94	6.29	5.91	5.93	6.44	6.05	5.98	6.63	6.43	6.25	6.09	6.17	
		Stride duration (s)	0.483	0.469	0.485	0.478	0.476	0.492	0.475	0.445	0.450	0.434	0.421	0.465	
		Stride efficiency (%)	55.17	61.83	54.64	54.94	64.85	57.23	55.93	68.65	64.60	61.03	57.90	59.50	
		Stride count	33.66	31.80	33.82	33.73	31.05	33.05	33.43	30.18	31.11	32.00	32.86	421.36	

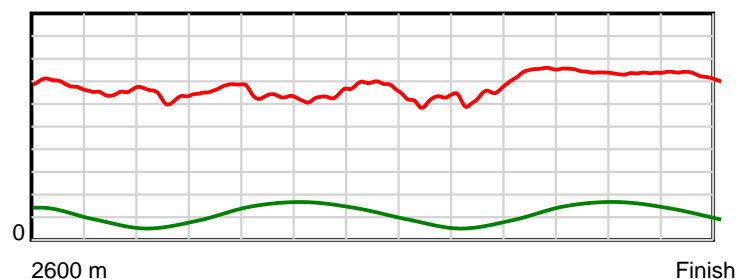
10 m Stride length



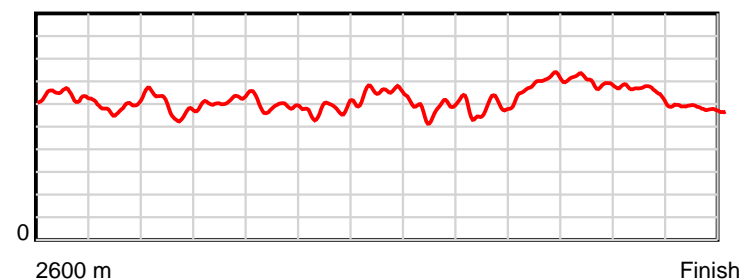
0.6 s Stride duration



20 m/sec Speed



100 % Stride efficiency



Note: Horizontal distance axis grid lines are 200m furlongs.

Disclaimer.

HRNZ and NZMTC and Thoroughbred Ratings Pty Ltd accepts no responsibility for the completeness or accuracy of any of the information contained herein, and makes no representations about its suitability for any particular purpose. Users should make their own judgements about those matters and/or seek independent advice. You assume all risks associated with use of the data provided on this page.



Race Results



September 19, 2019, Race 3, BRECKON FARMS MOBILE PACE, Distance 2600m, Addington - Survey 3200m

Result	TAB no.	Horse (Barrier)	2600 to	2400m to
2nd	7	A Delightful A... (7)	2400m	2200m
		Position in running (margin)	-	11(8.9)
		Sectional time (s)	14.50	15.13
		Cumulative time (s)	196.18	181.68
		Speed (m/s)	13.79	13.22
		Stride length (m)	6.72	6.40
		Stride duration (s)	0.481	0.484
		Stride efficiency (%)	70.54	64.01
		Stride count	29.77	31.25

Disclaimer.

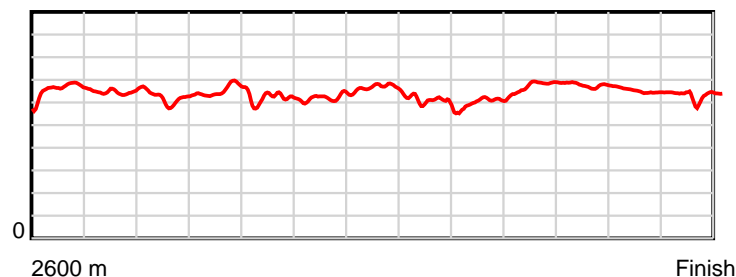
HRNZ and NZMTC and Thoroughbred Ratings Pty Ltd accepts no responsibility for the completeness or accuracy of any of the information contained herein, and makes no representations about its suitability for any particular purpose. Users should make their own judgements about those matters and/or seek independent advice. You assume all risks associated with use of the data provided on this page.

Race Results

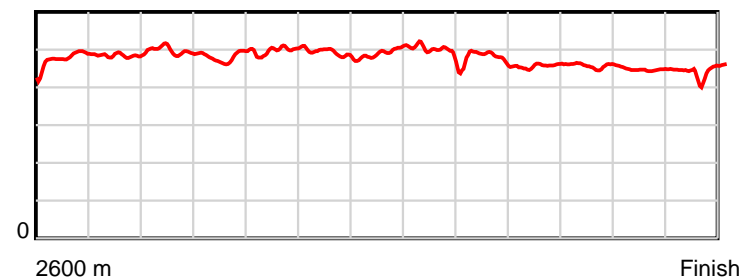
September 19, 2019, Race 3, BRECKON FARMS MOBILE PACE, Distance 2600m, Addington - Survey 3200m

Result	TAB no.	Horse (Barrier)	2200m to	2000m to	1800m to	1600m to	1400m to	1200m to	1000m to	800m to	600m to	400m to	200m to	Total or	Margin
2nd	7	A Delightful A... (7)	2000m	1800m	1600m	1400m	1200m	1000m	800m	600m	400m	200m	WP	Average	
		Position in running (margin)	10(11.6)	9(10.5)	9(9.2)	9(10.1)	10(8.8)	9(7.6)	8(7.7)	8(8.5)	1(0.0)	1(0.0)	2(0.7)		0.60
		Sectional time (s)	16.32	14.80	16.60	16.09	14.84	16.26	15.95	13.38	13.94	14.14	14.23		
		Cumulative time (s)	166.55	150.23	135.43	118.83	102.74	87.90	71.64	55.69	42.31	28.37	14.23	3:16.18	
		Speed (m/s)	12.25	13.51	12.05	12.43	13.48	12.30	12.54	14.95	14.35	14.14	14.05	13.25	
		Stride length (m)	6.09	6.51	6.01	6.08	6.67	5.95	6.04	6.83	6.55	6.31	6.22	6.32	
		Stride duration (s)	0.497	0.482	0.499	0.489	0.495	0.484	0.482	0.457	0.456	0.446	0.443	0.477	
		Stride efficiency (%)	58.04	66.15	56.36	57.69	69.43	55.37	57.01	72.90	67.01	62.28	60.53	62.49	
		Stride count	32.82	30.74	33.30	32.92	30.00	33.60	33.11	29.28	30.54	31.68	32.14	411.15	

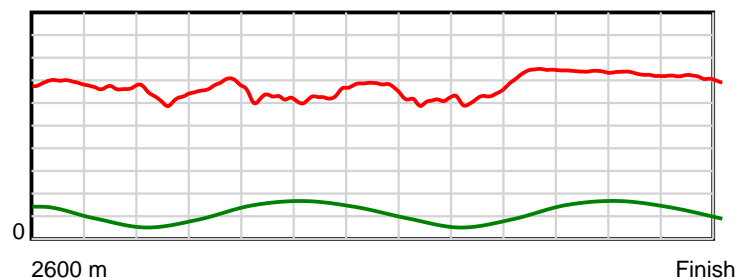
10 m Stride length



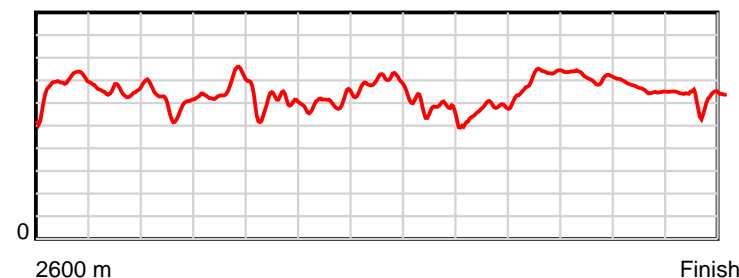
0.6 s Stride duration



20 m/sec Speed



100 % Stride efficiency



Note: Horizontal distance axis grid lines are 200m furlongs.

Disclaimer.

HRNZ and NZMTC and Thoroughbred Ratings Pty Ltd accepts no responsibility for the completeness or accuracy of any of the information contained herein, and makes no representations about its suitability for any particular purpose. Users should make their own judgements about those matters and/or seek independent advice. You assume all risks associated with use of the data provided on this page.



Race Results



September 19, 2019, Race 3, BRECKON FARMS MOBILE PACE, Distance 2600m, Addington - Survey 3200m

Result	TAB no.	Horse (Barrier)	2600 to	2400m to
3rd	3	Invaluable (3)	2400m	2200m
		Position in running (margin)	-	6(5.1)
		Sectional time (s)	13.83	14.88
		Cumulative time (s)	196.28	182.45
		Speed (m/s)	14.46	13.44
		Stride length (m)	6.31	6.27
		Stride duration (s)	0.439	0.467
		Stride efficiency (%)	62.20	61.45
		Stride count	31.70	31.89

Disclaimer.

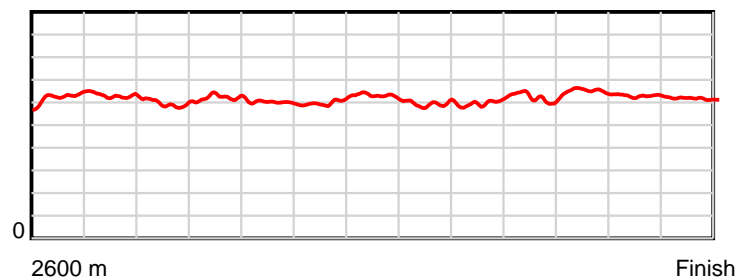
HRNZ and NZMTC and Thoroughbred Ratings Pty Ltd accepts no responsibility for the completeness or accuracy of any of the information contained herein, and makes no representations about its suitability for any particular purpose. Users should make their own judgements about those matters and/or seek independent advice. You assume all risks associated with use of the data provided on this page.

Race Results

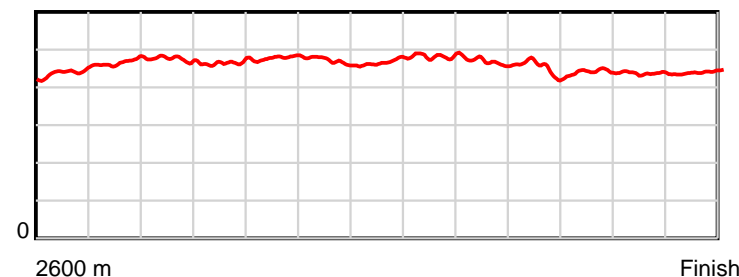
September 19, 2019, Race 3, BRECKON FARMS MOBILE PACE, Distance 2600m, Addington - Survey 3200m

Result	TAB no.	Horse (Barrier)	2200m to	2000m to	1800m to	1600m to	1400m to	1200m to	1000m to	800m to	600m to	400m to	200m to	Total or	Margin
3rd	3	Invaluable (3)	2000m	1800m	1600m	1400m	1200m	1000m	800m	600m	400m	200m	WP	Average	
		Position in running (margin)	5(6.3)	4(4.3)	4(4.2)	5(4.8)	4(2.7)	3(2.1)	4(2.7)	4(2.5)	3(0.1)	2(0.5)	1(0.0)		1.10
		Sectional time (s)	16.19	15.00	16.54	15.96	14.94	16.36	15.77	14.41	13.99	13.95	14.46		
		Cumulative time (s)	167.57	151.38	136.38	119.84	103.88	88.94	72.58	56.81	42.40	28.41	14.46	3:16.28	
		Speed (m/s)	12.35	13.33	12.09	12.53	13.39	12.22	12.68	13.88	14.30	14.34	13.83	13.25	
		Stride length (m)	5.87	6.19	5.78	5.89	6.26	5.91	5.92	6.23	6.32	6.27	6.10	6.10	
		Stride duration (s)	0.475	0.464	0.478	0.470	0.468	0.483	0.467	0.449	0.442	0.437	0.441	0.460	
		Stride efficiency (%)	53.88	59.89	52.14	54.20	61.31	54.54	54.83	60.74	62.37	61.36	58.08	58.06	
		Stride count	34.06	32.30	34.62	33.96	31.93	33.85	33.77	32.08	31.66	31.92	32.81	426.55	

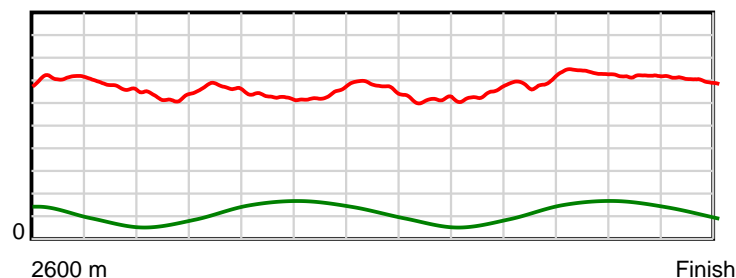
10 m Stride length



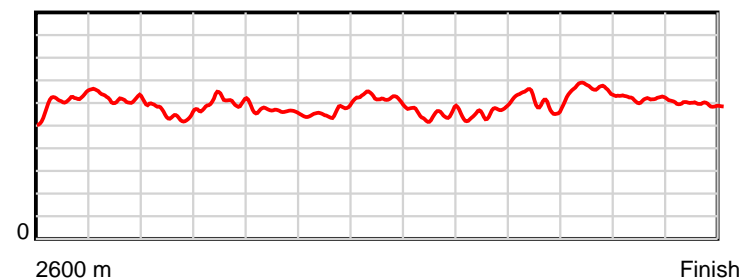
0.6 s Stride duration



20 m/sec Speed



100 % Stride efficiency



Note: Horizontal distance axis grid lines are 200m furlongs.

Disclaimer.

HRNZ and NZMTC and Thoroughbred Ratings Pty Ltd accepts no responsibility for the completeness or accuracy of any of the information contained herein, and makes no representations about its suitability for any particular purpose. Users should make their own judgements about those matters and/or seek independent advice. You assume all risks associated with use of the data provided on this page.



Race Results



September 19, 2019, Race 3, BRECKON FARMS MOBILE PACE, Distance 2600m, Addington - Survey 3200m

Result	TAB no.	Horse (Barrier)	2600 to	2400m to
4th	6	Chase The Hat ... (6)	2400m	2200m
		Position in running (margin)	-	3(2.8)
		Sectional time (s)	13.44	14.93
		Cumulative time (s)	196.72	183.28
		Speed (m/s)	14.88	13.40
		Stride length (m)	6.60	6.35
		Stride duration (s)	0.446	0.474
		Stride efficiency (%)	68.09	63.07
		Stride count	30.30	31.48

Disclaimer.

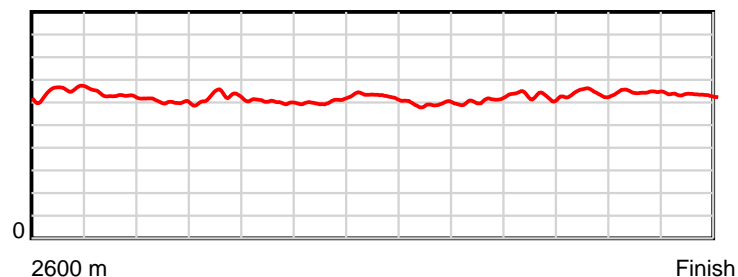
HRNZ and NZMTC and Thoroughbred Ratings Pty Ltd accepts no responsibility for the completeness or accuracy of any of the information contained herein, and makes no representations about its suitability for any particular purpose. Users should make their own judgements about those matters and/or seek independent advice. You assume all risks associated with use of the data provided on this page.

Race Results

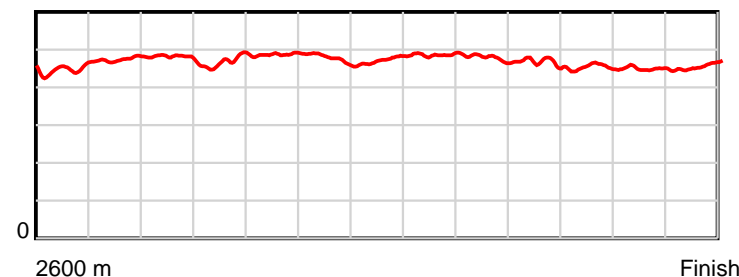
September 19, 2019, Race 3, BRECKON FARMS MOBILE PACE, Distance 2600m, Addington - Survey 3200m

Result	TAB no.	Horse (Barrier)	2200m to	2000m to	1800m to	1600m to	1400m to	1200m to	1000m to	800m to	600m to	400m to	200m to	Total or	Margin
4th	6	Chase The Hat ... (6)	2000m	1800m	1600m	1400m	1200m	1000m	800m	600m	400m	200m	WP	Average	
		Position in running (margin)	3(4.3)	2(1.8)	2(1.8)	2(2.6)	2(0.3)	2(0.2)	2(0.8)	2(0.3)	2(0.0)	4(2.5)	4(2.1)		3.60
		Sectional time (s)	16.11	15.01	16.58	15.93	15.03	16.35	15.71	14.76	14.35	13.96	14.56		
		Cumulative time (s)	168.35	152.24	137.23	120.65	104.72	89.69	73.34	57.63	42.87	28.52	14.56	3:16.72	
		Speed (m/s)	12.41	13.32	12.06	12.55	13.31	12.23	12.73	13.55	13.94	14.33	13.74	13.22	
		Stride length (m)	5.98	6.24	5.87	5.97	6.30	5.95	6.07	6.32	6.31	6.43	6.28	6.20	
		Stride duration (s)	0.481	0.468	0.487	0.476	0.473	0.486	0.477	0.466	0.452	0.449	0.457	0.469	
		Stride efficiency (%)	55.84	60.83	53.91	55.77	61.96	55.34	57.67	62.39	62.13	64.68	61.68	60.05	
		Stride count	33.46	32.06	34.05	33.48	31.76	33.61	32.92	31.65	31.72	31.09	31.83	419.41	

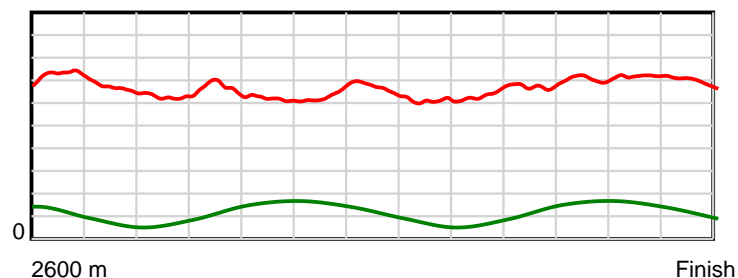
10 m Stride length



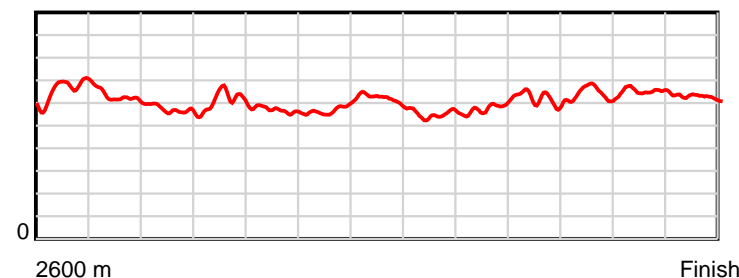
0.6 s Stride duration



20 m/sec Speed



100 % Stride efficiency



Note: Horizontal distance axis grid lines are 200m furlongs.

Disclaimer.

HRNZ and NZMTC and Thoroughbred Ratings Pty Ltd accepts no responsibility for the completeness or accuracy of any of the information contained herein, and makes no representations about its suitability for any particular purpose. Users should make their own judgements about those matters and/or seek independent advice. You assume all risks associated with use of the data provided on this page.



Race Results



September 19, 2019, Race 3, BRECKON FARMS MOBILE PACE, Distance 2600m, Addington - Survey 3200m

Result	TAB no.	Horse (Barrier)	2600 to	2400m to
5th	11	Deanne Panya (11)	2400m	2200m
		Position in running (margin)	-	8(6.7)
		Sectional time (s)	14.20	14.88
		Cumulative time (s)	197.90	183.70
		Speed (m/s)	14.08	13.44
		Stride length (m)	5.92	5.83
		Stride duration (s)	0.411	0.434
		Stride efficiency (%)	54.82	53.09
		Stride count	33.77	34.31

Disclaimer.

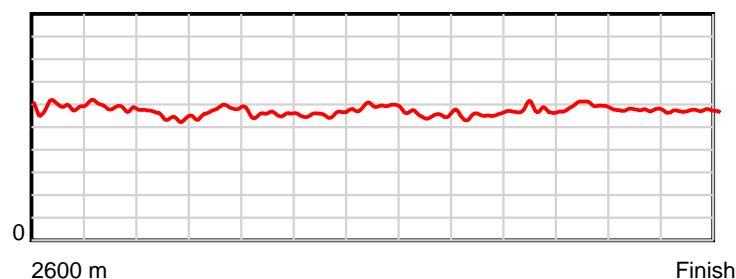
HRNZ and NZMTC and Thoroughbred Ratings Pty Ltd accepts no responsibility for the completeness or accuracy of any of the information contained herein, and makes no representations about its suitability for any particular purpose. Users should make their own judgements about those matters and/or seek independent advice. You assume all risks associated with use of the data provided on this page.

Race Results

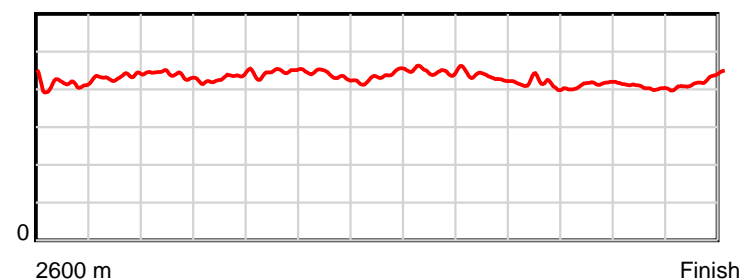
September 19, 2019, Race 3, BRECKON FARMS MOBILE PACE, Distance 2600m, Addington - Survey 3200m

Result	TAB no.	Horse (Barrier)	2200m to	2000m to	1800m to	1600m to	1400m to	1200m to	1000m to	800m to	600m to	400m to	200m to	Total or	Margin
5th	11	Deanne Panya (11)	2000m	1800m	1600m	1400m	1200m	1000m	800m	600m	400m	200m	WP	Average	
		Position in running (margin)	7(7.9)	6(6.5)	6(6.3)	6(6.7)	6(4.5)	5(3.3)	6(4.5)	6(5.1)	6(2.5)	5(4.9)	5(6.5)		10.10
		Sectional time (s)	16.28	14.97	16.52	15.95	14.83	16.45	15.91	14.37	14.34	14.29	14.91		
		Cumulative time (s)	168.82	152.54	137.57	121.05	105.10	90.27	73.82	57.91	43.54	29.20	14.91	3:17.90	
		Speed (m/s)	12.29	13.36	12.11	12.54	13.49	12.16	12.57	13.92	13.95	14.00	13.41	13.14	
		Stride length (m)	5.40	5.74	5.39	5.48	5.89	5.46	5.42	5.75	5.77	5.66	5.71	5.64	
		Stride duration (s)	0.440	0.430	0.445	0.437	0.436	0.449	0.431	0.413	0.414	0.404	0.425	0.429	
		Stride efficiency (%)	45.58	51.55	45.35	47.00	54.13	46.61	45.89	51.75	52.05	50.01	50.87	49.74	
		Stride count	37.03	34.82	37.13	36.47	33.98	36.62	36.91	34.75	34.65	35.35	35.05	460.84	

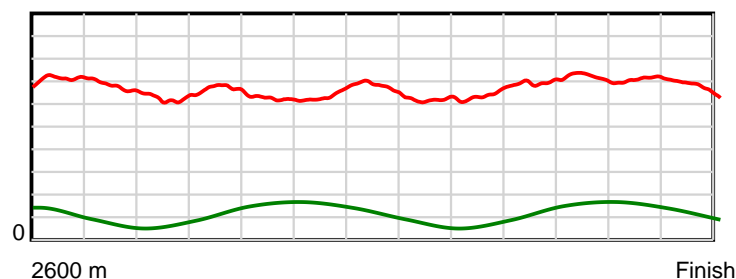
10 m Stride length



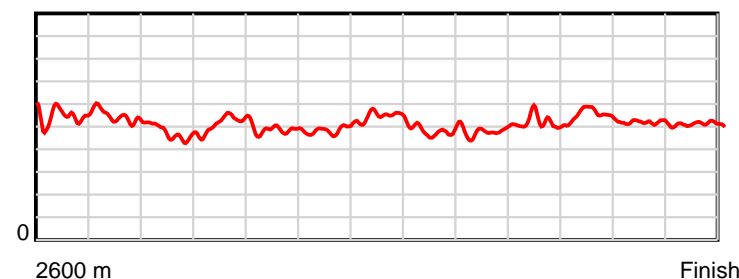
0.6 s Stride duration



20 m/sec Speed



100 % Stride efficiency



Note: Horizontal distance axis grid lines are 200m furlongs.

Disclaimer.

HRNZ and NZMTC and Thoroughbred Ratings Pty Ltd accepts no responsibility for the completeness or accuracy of any of the information contained herein, and makes no representations about its suitability for any particular purpose. Users should make their own judgements about those matters and/or seek independent advice. You assume all risks associated with use of the data provided on this page.



Race Results



September 19, 2019, Race 3, BRECKON FARMS MOBILE PACE, Distance 2600m, Addington - Survey 3200m

Result	TAB no.	Horse (Barrier)	2600 to	2400m to
6th	1	Don't Tell Ang... (1)	2400m	2200m
		Position in running (margin)	-	4(4.0)
		Sectional time (s)	13.86	14.76
		Cumulative time (s)	199.00	185.14
		Speed (m/s)	14.43	13.55
		Stride length (m)	6.58	6.38
		Stride duration (s)	0.451	0.471
		Stride efficiency (%)	67.71	63.59
		Stride count	30.38	31.35

Disclaimer.

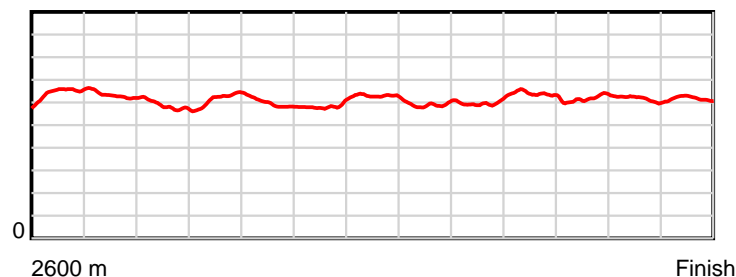
HRNZ and NZMTC and Thoroughbred Ratings Pty Ltd accepts no responsibility for the completeness or accuracy of any of the information contained herein, and makes no representations about its suitability for any particular purpose. Users should make their own judgements about those matters and/or seek independent advice. You assume all risks associated with use of the data provided on this page.

Race Results

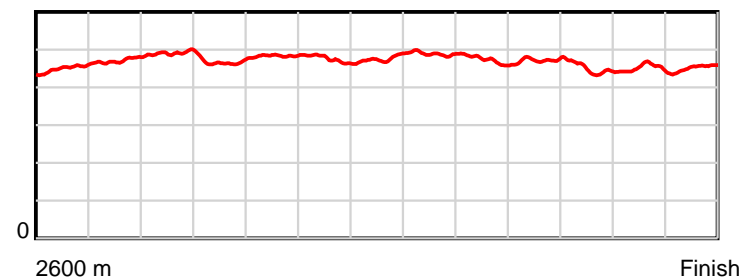
September 19, 2019, Race 3, BRECKON FARMS MOBILE PACE, Distance 2600m, Addington - Survey 3200m

Result	TAB no.	Horse (Barrier)	2200m to	2000m to	1800m to	1600m to	1400m to	1200m to	1000m to	800m to	600m to	400m to	200m to	Total or	Margin
6th	1	Don't Tell Ang... (1)	2000m	1800m	1600m	1400m	1200m	1000m	800m	600m	400m	200m	WP	Average	
		Position in running (margin)	4(4.6)	5(4.7)	5(5.4)	4(4.6)	5(4.2)	6(4.2)	5(4.4)	5(4.1)	8(4.1)	9(9.7)	8(14.0)		16.30
		Sectional time (s)	16.54	15.13	16.33	16.25	15.03	16.28	15.76	14.81	14.88	14.74	14.63		
		Cumulative time (s)	170.38	153.84	138.71	122.38	106.13	91.10	74.82	59.06	44.25	29.37	14.63	3:19.00	
		Speed (m/s)	12.09	13.22	12.25	12.31	13.31	12.29	12.69	13.50	13.44	13.57	13.67	13.07	
		Stride length (m)	5.94	6.18	5.92	5.84	6.34	6.01	6.00	6.38	6.04	6.11	6.19	6.14	
		Stride duration (s)	0.491	0.467	0.483	0.475	0.477	0.489	0.473	0.472	0.449	0.451	0.453	0.470	
		Stride efficiency (%)	55.09	59.67	54.72	53.34	62.87	56.41	56.32	63.62	56.95	58.41	59.91	58.92	
		Stride count	33.68	32.37	33.80	34.23	31.53	33.29	33.31	31.34	33.13	32.71	32.30	423.42	

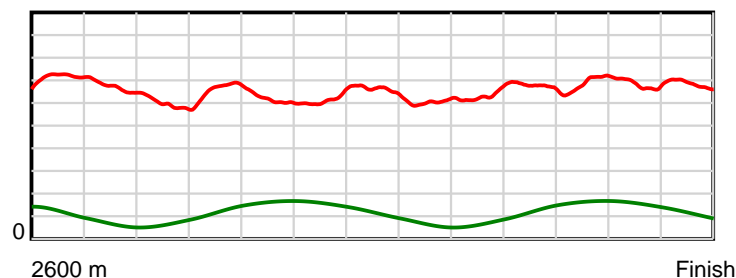
10 m Stride length



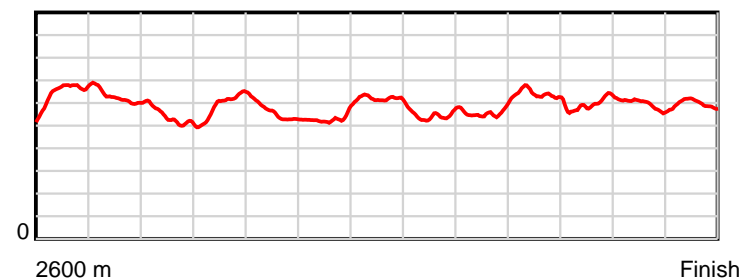
0.6 s Stride duration



20 m/sec Speed



100 % Stride efficiency



Note: Horizontal distance axis grid lines are 200m furlongs.

Disclaimer.

HRNZ and NZMTC and Thoroughbred Ratings Pty Ltd accepts no responsibility for the completeness or accuracy of any of the information contained herein, and makes no representations about its suitability for any particular purpose. Users should make their own judgements about those matters and/or seek independent advice. You assume all risks associated with use of the data provided on this page.



Race Results



September 19, 2019, Race 3, BRECKON FARMS MOBILE PACE, Distance 2600m, Addington - Survey 3200m

Result	TAB no.	Horse (Barrier)	2600 to	2400m to
7th	4	Tactical Chang... (4)	2400m	2200m
		Position in running (margin)	-	2(1.5)
		Sectional time (s)	13.26	14.79
		Cumulative time (s)	199.52	186.26
		Speed (m/s)	15.08	13.52
		Stride length (m)	7.05	6.50
		Stride duration (s)	0.471	0.481
		Stride efficiency (%)	77.64	66.06
		Stride count	28.37	30.76

Disclaimer.

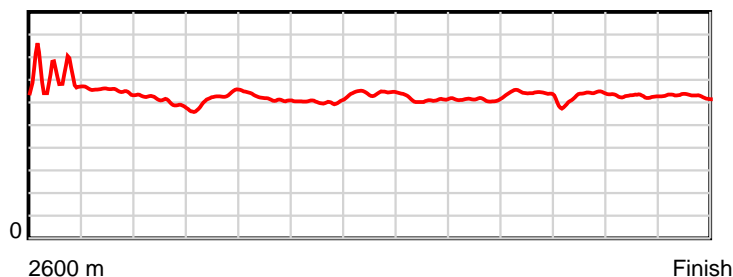
HRNZ and NZMTC and Thoroughbred Ratings Pty Ltd accepts no responsibility for the completeness or accuracy of any of the information contained herein, and makes no representations about its suitability for any particular purpose. Users should make their own judgements about those matters and/or seek independent advice. You assume all risks associated with use of the data provided on this page.

Race Results

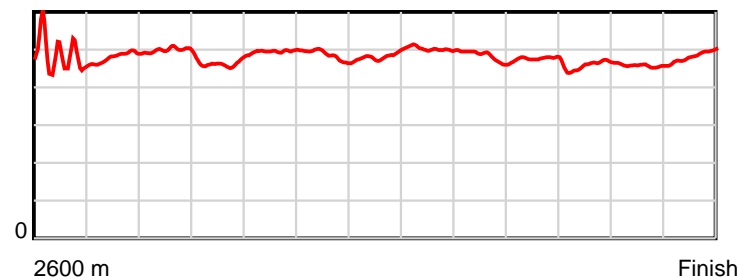
September 19, 2019, Race 3, BRECKON FARMS MOBILE PACE, Distance 2600m, Addington - Survey 3200m

Result	TAB no.	Horse (Barrier)	2200m to	2000m to	1800m to	1600m to	1400m to	1200m to	1000m to	800m to	600m to	400m to	200m to	Total or	Margin
7th	4	Tactical Chang... (4)	2000m	1800m	1600m	1400m	1200m	1000m	800m	600m	400m	200m	WP	Average	
		Position in running (margin)	2(2.2)	3(2.8)	3(2.9)	3(2.6)	3(2.3)	4(2.1)	3(2.2)	3(1.9)	7(2.5)	8(8.5)	7(13.1)		19.20
		Sectional time (s)	16.62	15.04	16.40	16.26	15.01	16.25	15.76	14.90	14.94	14.80	15.49		
		Cumulative time (s)	171.47	154.85	139.81	123.41	107.15	92.14	75.89	60.13	45.23	30.29	15.49	3:19.52	
		Speed (m/s)	12.03	13.30	12.20	12.30	13.32	12.31	12.69	13.42	13.39	13.51	12.91	13.03	
		Stride length (m)	6.01	6.16	6.04	5.96	6.44	6.18	6.12	6.39	6.13	6.18	6.28	6.25	
		Stride duration (s)	0.500	0.463	0.495	0.485	0.483	0.502	0.482	0.476	0.458	0.457	0.486	0.480	
		Stride efficiency (%)	56.50	59.36	57.01	55.50	64.74	59.66	58.51	63.89	58.68	59.63	61.55	61.10	
		Stride count	33.26	32.45	33.11	33.56	31.07	32.37	32.68	31.28	32.64	32.38	31.87	415.80	

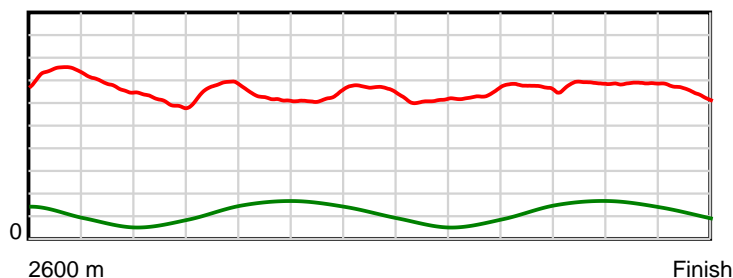
10 m Stride length



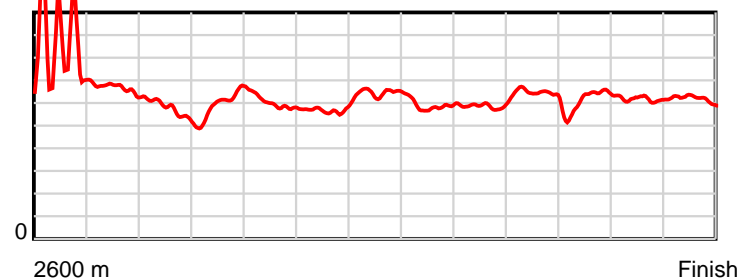
0.6 s Stride duration



20 m/sec Speed



100 % Stride efficiency



Note: Horizontal distance axis grid lines are 200m furlongs.

Disclaimer.

HRNZ and NZMTC and Thoroughbred Ratings Pty Ltd accepts no responsibility for the completeness or accuracy of any of the information contained herein, and makes no representations about its suitability for any particular purpose. Users should make their own judgements about those matters and/or seek independent advice. You assume all risks associated with use of the data provided on this page.



Race Results



September 19, 2019, Race 3, BRECKON FARMS MOBILE PACE, Distance 2600m, Addington - Survey 3200m

Result	TAB no.	Horse (Barrier)	2600 to	2400m to
8th	2	Rory Brown (2)	2400m	2200m
		Position in running (margin)	-	12(15.9)
		Sectional time (s)	15.77	15.10
		Cumulative time (s)	199.54	183.77
		Speed (m/s)	12.68	13.25
		Stride length (m)	6.42	6.05
		Stride duration (s)	0.457	0.457
		Stride efficiency (%)	64.34	57.18
		Stride count	31.17	33.06

Disclaimer.

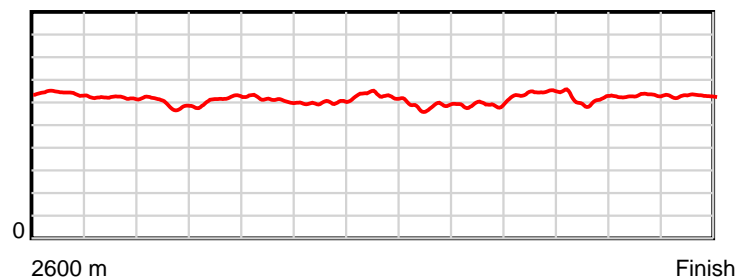
HRNZ and NZMTC and Thoroughbred Ratings Pty Ltd accepts no responsibility for the completeness or accuracy of any of the information contained herein, and makes no representations about its suitability for any particular purpose. Users should make their own judgements about those matters and/or seek independent advice. You assume all risks associated with use of the data provided on this page.

Race Results

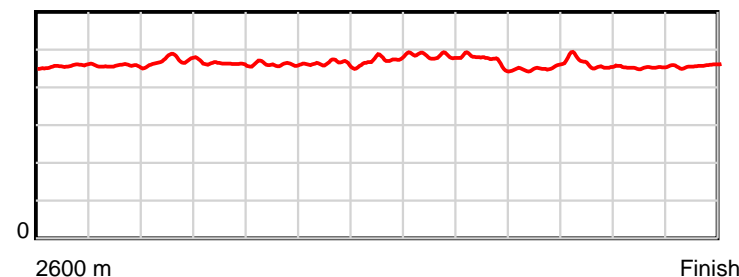
September 19, 2019, Race 3, BRECKON FARMS MOBILE PACE, Distance 2600m, Addington - Survey 3200m

Result	TAB no.	Horse (Barrier)	2200m to	2000m to	1800m to	1600m to	1400m to	1200m to	1000m to	800m to	600m to	400m to	200m to	Total or	Margin
8th	2	Rory Brown (2)	2000m	1800m	1600m	1400m	1200m	1000m	800m	600m	400m	200m	WP	Average	
		Position in running (margin)	12(18.4)	12(16.7)	12(17.7)	10(12.2)	9(8.0)	10(8.4)	10(9.8)	11(10.9)	12(6.6)	12(15.9)	11(18.9)		19.30
		Sectional time (s)	16.22	15.18	15.54	15.62	15.10	16.48	15.99	14.09	15.49	14.52	14.44		
		Cumulative time (s)	168.67	152.45	137.27	121.73	106.11	91.01	74.53	58.54	44.45	28.96	14.44	3:19.54	
		Speed (m/s)	12.33	13.18	12.87	12.80	13.25	12.14	12.51	14.19	12.91	13.77	13.85	13.03	
		Stride length (m)	5.83	6.09	5.94	5.92	6.29	5.86	5.89	6.42	5.98	6.23	6.33	6.09	
		Stride duration (s)	0.473	0.462	0.462	0.462	0.475	0.483	0.471	0.452	0.463	0.453	0.457	0.467	
		Stride efficiency (%)	53.09	57.89	55.21	54.75	61.84	53.63	54.17	64.35	55.85	60.74	62.70	57.93	
		Stride count	34.31	32.86	33.65	33.79	31.79	34.14	33.97	31.17	33.45	32.08	31.57	427.01	

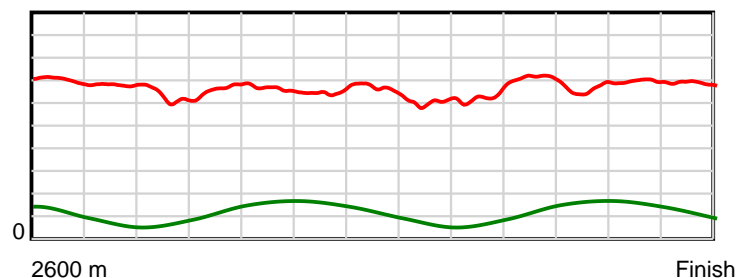
10 m Stride length



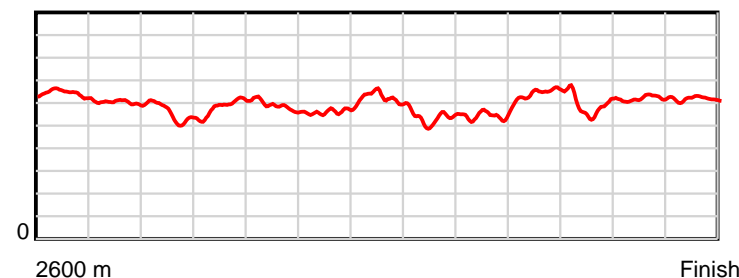
0.6 s Stride duration



20 m/sec Speed



100 % Stride efficiency



Note: Horizontal distance axis grid lines are 200m furlongs.

Disclaimer.

HRNZ and NZMTC and Thoroughbred Ratings Pty Ltd accepts no responsibility for the completeness or accuracy of any of the information contained herein, and makes no representations about its suitability for any particular purpose. Users should make their own judgements about those matters and/or seek independent advice. You assume all risks associated with use of the data provided on this page.



Race Results



September 19, 2019, Race 3, BRECKON FARMS MOBILE PACE, Distance 2600m, Addington - Survey 3200m

Result	TAB no.	Horse (Barrier)	2600 to	2400m to
9th	5	Calypso Rock (5)	2400m	2200m
		Position in running (margin)	-	1(0.0)
		Sectional time (s)	13.07	14.67
		Cumulative time (s)	199.57	186.50
		Speed (m/s)	15.30	13.63
		Stride length (m)	6.52	6.40
		Stride duration (s)	0.428	0.469
		Stride efficiency (%)	66.39	64.00
		Stride count	30.68	31.25

Disclaimer.

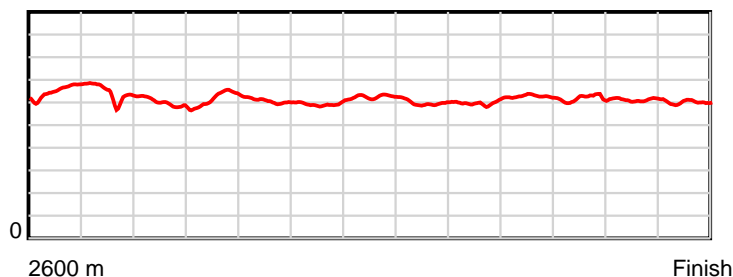
HRNZ and NZMTC and Thoroughbred Ratings Pty Ltd accepts no responsibility for the completeness or accuracy of any of the information contained herein, and makes no representations about its suitability for any particular purpose. Users should make their own judgements about those matters and/or seek independent advice. You assume all risks associated with use of the data provided on this page.

Race Results

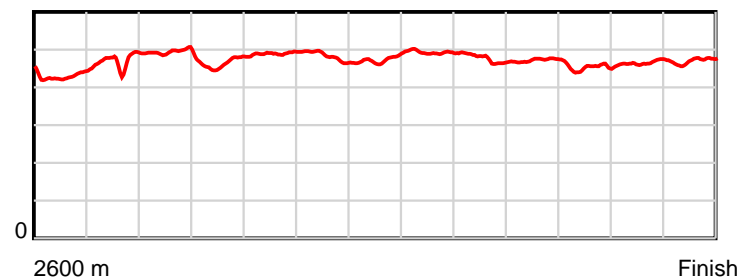
September 19, 2019, Race 3, BRECKON FARMS MOBILE PACE, Distance 2600m, Addington - Survey 3200m

Result	TAB no.	Horse (Barrier)	2200m to	2000m to	1800m to	1600m to	1400m to	1200m to	1000m to	800m to	600m to	400m to	200m to	Total or	Margin
9th	5	Calypso Rock (5)	2000m	1800m	1600m	1400m	1200m	1000m	800m	600m	400m	200m	WP	Average	
		Position in running (margin)	1(0.0)	1(0.0)	1(0.0)	1(0.0)	1(0.0)	1(0.0)	1(0.0)	1(0.0)	4(0.5)	6(5.8)	6(12.7)		19.40
		Sectional time (s)	16.52	15.02	16.45	16.31	15.04	16.25	15.81	14.88	14.82	15.17	15.56		
		Cumulative time (s)	171.83	155.31	140.29	123.84	107.53	92.49	76.24	60.43	45.55	30.73	15.56	3:19.57	
		Speed (m/s)	12.11	13.32	12.16	12.26	13.30	12.31	12.65	13.44	13.50	13.18	12.85	13.03	
		Stride length (m)	5.99	6.19	5.95	5.91	6.31	6.06	6.03	6.34	6.09	6.14	6.05	6.15	
		Stride duration (s)	0.495	0.465	0.489	0.482	0.475	0.493	0.477	0.472	0.452	0.466	0.470	0.472	
		Stride efficiency (%)	56.07	59.79	55.28	54.61	62.29	57.45	56.86	62.90	58.03	58.92	57.14	59.07	
		Stride count	33.39	32.33	33.62	33.83	31.68	32.98	33.15	31.52	32.82	32.57	33.07	422.89	

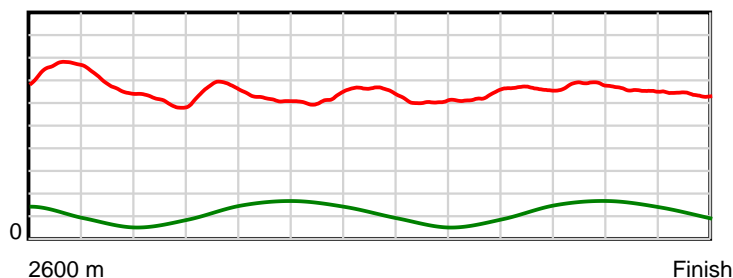
10 m Stride length



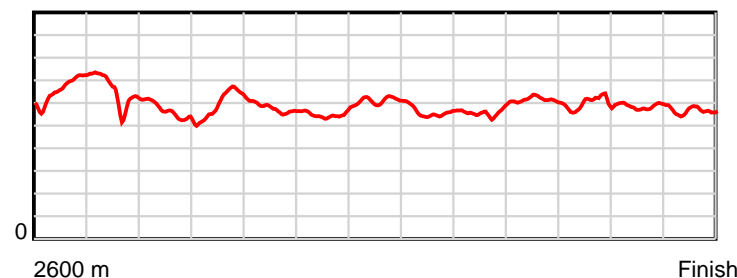
0.6 s Stride duration



20 m/sec Speed



100 % Stride efficiency



Note: Horizontal distance axis grid lines are 200m furlongs.

Disclaimer.

HRNZ and NZMTC and Thoroughbred Ratings Pty Ltd accepts no responsibility for the completeness or accuracy of any of the information contained herein, and makes no representations about its suitability for any particular purpose. Users should make their own judgements about those matters and/or seek independent advice. You assume all risks associated with use of the data provided on this page.



Race Results



September 19, 2019, Race 3, BRECKON FARMS MOBILE PACE, Distance 2600m, Addington - Survey 3200m

Result	TAB no.	Horse (Barrier)	2600 to	2400m to
10th	10	Nicole (10)	2400m	2200m
		Position in running (margin)	-	7(5.6)
		Sectional time (s)	13.96	14.79
		Cumulative time (s)	199.90	185.94
		Speed (m/s)	14.32	13.52
		Stride length (m)	6.44	6.33
		Stride duration (s)	0.440	0.468
		Stride efficiency (%)	64.76	62.57
		Stride count	31.07	31.61

Disclaimer.

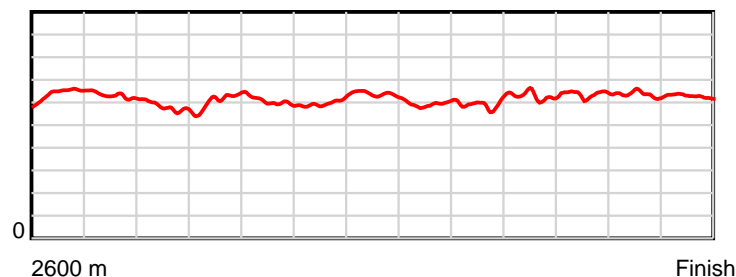
HRNZ and NZMTC and Thoroughbred Ratings Pty Ltd accepts no responsibility for the completeness or accuracy of any of the information contained herein, and makes no representations about its suitability for any particular purpose. Users should make their own judgements about those matters and/or seek independent advice. You assume all risks associated with use of the data provided on this page.

Race Results

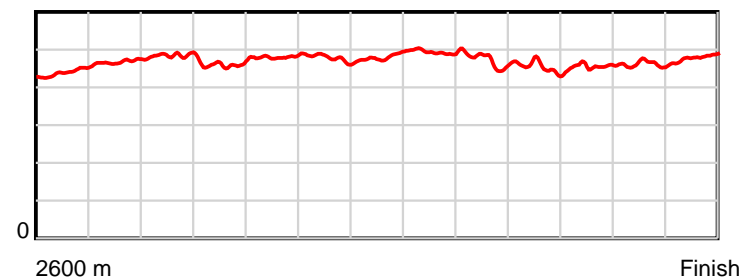
September 19, 2019, Race 3, BRECKON FARMS MOBILE PACE, Distance 2600m, Addington - Survey 3200m

Result	TAB no.	Horse (Barrier)	2200m to	2000m to	1800m to	1600m to	1400m to	1200m to	1000m to	800m to	600m to	400m to	200m to	Total or	Margin
10th	10	Nicole (10)	2000m	1800m	1600m	1400m	1200m	1000m	800m	600m	400m	200m	WP	Average	
		Position in running (margin)	6(6.4)	7(7.2)	8(8.4)	7(7.0)	7(5.8)	8(6.5)	9(8.0)	9(8.7)	11(6.1)	11(10.4)	9(15.6)		21.30
		Sectional time (s)	16.65	15.22	16.23	16.11	15.15	16.50	15.93	14.36	14.66	14.88	15.46		
		Cumulative time (s)	171.15	154.50	139.28	123.05	106.94	91.79	75.29	59.36	45.00	30.34	15.46	3:19.90	
		Speed (m/s)	12.01	13.14	12.32	12.41	13.20	12.12	12.55	13.93	13.64	13.44	12.94	13.01	
		Stride length (m)	5.82	6.05	5.92	5.93	6.34	5.98	5.95	6.31	6.21	6.20	6.21	6.12	
		Stride duration (s)	0.485	0.460	0.480	0.478	0.480	0.494	0.473	0.454	0.455	0.461	0.480	0.471	
		Stride efficiency (%)	52.92	57.19	54.79	55.04	62.79	55.95	55.23	62.31	60.32	60.06	60.30	58.62	
		Stride count	34.37	33.06	33.78	33.70	31.55	33.42	33.64	31.67	32.19	32.26	32.20	424.52	

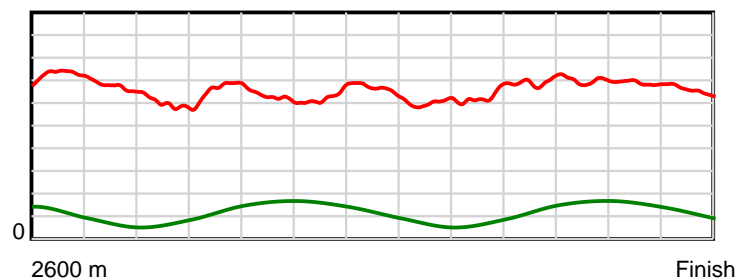
10 m Stride length



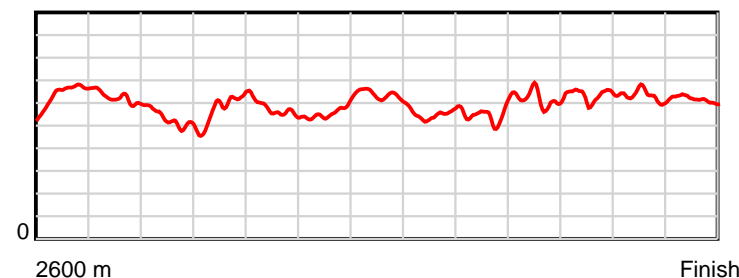
0.6 s Stride duration



20 m/sec Speed



100 % Stride efficiency



Note: Horizontal distance axis grid lines are 200m furlongs.

Disclaimer.

HRNZ and NZMTC and Thoroughbred Ratings Pty Ltd accepts no responsibility for the completeness or accuracy of any of the information contained herein, and makes no representations about its suitability for any particular purpose. Users should make their own judgements about those matters and/or seek independent advice. You assume all risks associated with use of the data provided on this page.



Race Results



September 19, 2019, Race 3, BRECKON FARMS MOBILE PACE, Distance 2600m, Addington - Survey 3200m

Result	TAB no.	Horse (Barrier)	2600 to	2400m to
11th	8	She's A Dagg (8)	2400m	2200m
		Position in running (margin)	-	5(4.4)
		Sectional time (s)	13.77	15.54
		Cumulative time (s)	200.90	187.13
		Speed (m/s)	14.52	12.87
		Stride length (m)	6.42	5.96
		Stride duration (s)	0.441	0.463
		Stride efficiency (%)	64.40	55.58
		Stride count	31.15	33.53

Disclaimer.

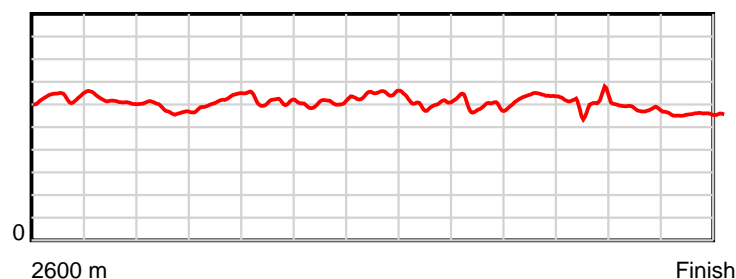
HRNZ and NZMTC and Thoroughbred Ratings Pty Ltd accepts no responsibility for the completeness or accuracy of any of the information contained herein, and makes no representations about its suitability for any particular purpose. Users should make their own judgements about those matters and/or seek independent advice. You assume all risks associated with use of the data provided on this page.

Race Results

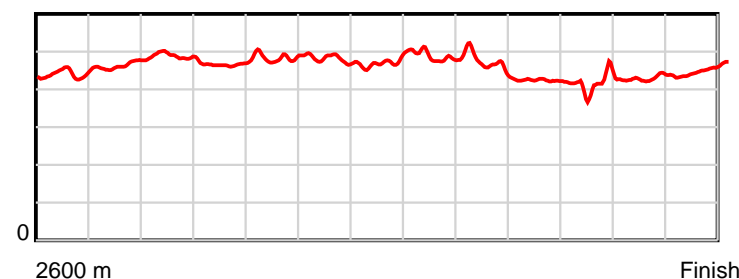
September 19, 2019, Race 3, BRECKON FARMS MOBILE PACE, Distance 2600m, Addington - Survey 3200m

Result	TAB no.	Horse (Barrier)	2200m to	2000m to	1800m to	1600m to	1400m to	1200m to	1000m to	800m to	600m to	400m to	200m to	Total or	Margin
11th	8	She's A Dagg (8)	2000m	1800m	1600m	1400m	1200m	1000m	800m	600m	400m	200m	WP	Average	
		Position in running (margin)	9(9.6)	11(15.7)	11(15.6)	12(15.1)	12(13.4)	12(11.2)	12(11.2)	12(13.1)	10(4.6)	7(7.3)	10(16.2)		26.80
		Sectional time (s)	17.54	15.00	16.37	16.03	14.67	16.26	16.11	13.39	14.39	15.51	16.32		
		Cumulative time (s)	171.59	154.05	139.05	122.68	106.65	91.98	75.72	59.61	46.22	31.83	16.32	3:20.90	
		Speed (m/s)	11.40	13.33	12.22	12.48	13.63	12.30	12.41	14.94	13.90	12.89	12.25	12.94	
		Stride length (m)	5.56	6.21	5.92	5.99	6.47	5.98	5.77	6.32	5.79	5.56	5.56	5.95	
		Stride duration (s)	0.488	0.466	0.485	0.480	0.475	0.486	0.465	0.423	0.416	0.431	0.454	0.460	
		Stride efficiency (%)	48.37	60.30	54.85	56.10	65.49	55.96	52.02	62.36	52.33	48.32	48.34	55.30	
		Stride count	35.95	32.19	33.76	33.38	30.89	33.42	34.66	31.66	34.56	35.97	35.96	437.08	

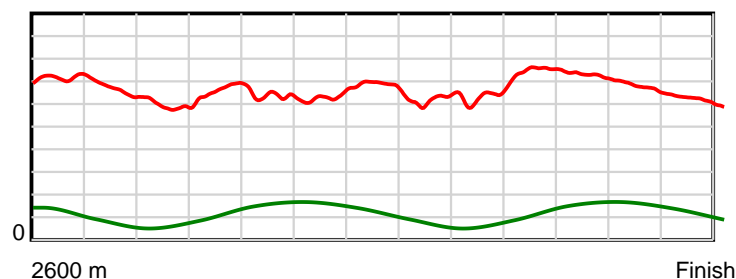
10 m Stride length



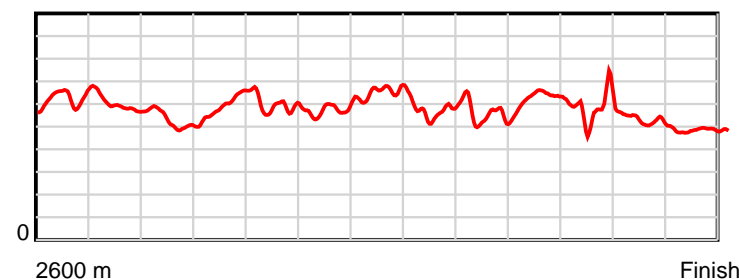
0.6 s Stride duration



20 m/sec Speed



100 % Stride efficiency



Note: Horizontal distance axis grid lines are 200m furlongs.

Disclaimer.

HRNZ and NZMTC and Thoroughbred Ratings Pty Ltd accepts no responsibility for the completeness or accuracy of any of the information contained herein, and makes no representations about its suitability for any particular purpose. Users should make their own judgements about those matters and/or seek independent advice. You assume all risks associated with use of the data provided on this page.



Race Results



September 19, 2019, Race 3, BRECKON FARMS MOBILE PACE, Distance 2600m, Addington - Survey 3200m

Result	TAB no.	Horse (Barrier)	2600 to	2400m to
12th	12	Changeover Jo (12)	2400m	2200m
		Position in running (margin)	-	10(8.7)
		Sectional time (s)	14.44	14.60
		Cumulative time (s)	202.60	188.16
		Speed (m/s)	13.85	13.70
		Stride length (m)	6.23	6.29
		Stride duration (s)	0.440	0.460
		Stride efficiency (%)	60.62	61.90
		Stride count	32.11	31.78

Disclaimer.

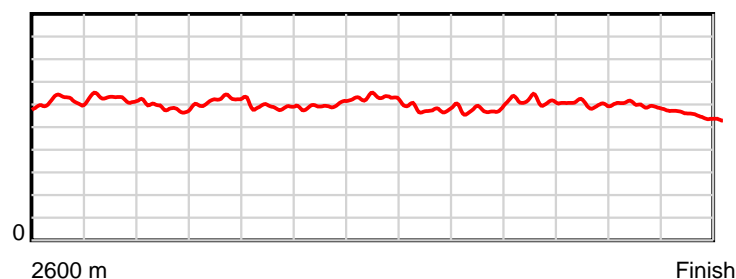
HRNZ and NZMTC and Thoroughbred Ratings Pty Ltd accepts no responsibility for the completeness or accuracy of any of the information contained herein, and makes no representations about its suitability for any particular purpose. Users should make their own judgements about those matters and/or seek independent advice. You assume all risks associated with use of the data provided on this page.

Race Results

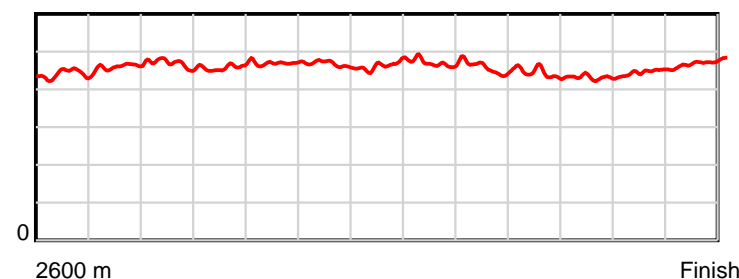
September 19, 2019, Race 3, BRECKON FARMS MOBILE PACE, Distance 2600m, Addington - Survey 3200m

Result	TAB no.	Horse (Barrier)	2200m to	2000m to	1800m to	1600m to	1400m to	1200m to	1000m to	800m to	600m to	400m to	200m to	Total or	Margin
12th	12	Changeover Jo (12)	2000m	1800m	1600m	1400m	1200m	1000m	800m	600m	400m	200m	WP	Average	
		Position in running (margin)	8(8.3)	8(8.4)	7(7.4)	8(8.2)	8(6.1)	7(4.9)	7(4.9)	7(6.3)	9(4.4)	10(10.4)	12(21.2)		36.30
		Sectional time (s)	16.52	14.85	16.59	15.96	14.84	16.24	16.03	14.49	14.94	15.84	17.26		
		Cumulative time (s)	173.56	157.04	142.19	125.60	109.64	94.80	78.56	62.53	48.04	33.10	17.26	3:22.60	
		Speed (m/s)	12.11	13.47	12.06	12.53	13.48	12.32	12.48	13.80	13.39	12.63	11.59	12.83	
		Stride length (m)	5.67	6.18	5.66	5.84	6.27	5.80	5.68	6.09	5.78	5.67	5.48	5.88	
		Stride duration (s)	0.469	0.459	0.470	0.466	0.465	0.471	0.455	0.441	0.432	0.449	0.473	0.458	
		Stride efficiency (%)	50.32	59.61	50.14	53.29	61.34	52.63	50.37	58.01	52.21	50.17	46.88	54.09	
		Stride count	35.25	32.38	35.31	34.25	31.92	34.46	35.23	32.83	34.60	35.30	36.51	441.93	

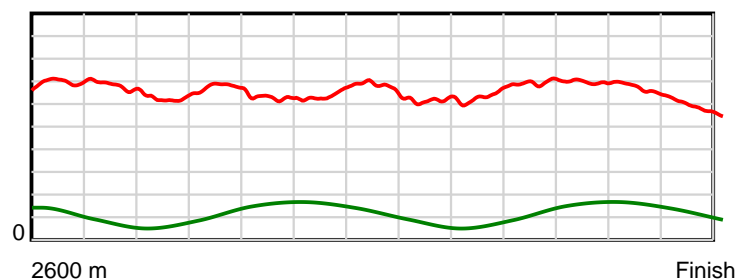
10 m Stride length



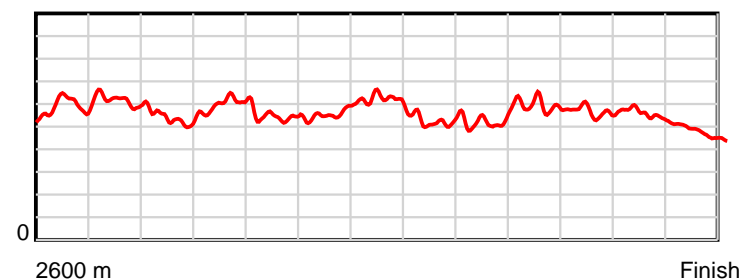
0.6 s Stride duration



20 m/sec Speed



100 % Stride efficiency



Note: Horizontal distance axis grid lines are 200m furlongs.

Disclaimer.

HRNZ and NZMTC and Thoroughbred Ratings Pty Ltd accepts no responsibility for the completeness or accuracy of any of the information contained herein, and makes no representations about its suitability for any particular purpose. Users should make their own judgements about those matters and/or seek independent advice. You assume all risks associated with use of the data provided on this page.