



Race Results

NZ Metropolitan Trotting Club Inc, HRNZ, September 19, 2019

Compilation date: September 19, 2019, 6:43:12 PM (NZST)

Copyright © 2019 HRNZ and NZMTC. All rights reserved.

Trademarks.

StrideMASTER is a registered trademark of Thoroughbred Ratings Pty Ltd.

Disclaimer.

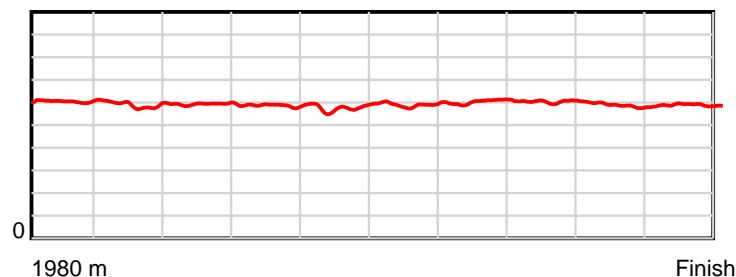
HRNZ and NZMTC and Thoroughbred Ratings Pty Ltd accepts no responsibility for the completeness or accuracy of any of the information contained herein, and makes no representations about its suitability for any particular purpose. Users should make their own judgements about those matters and/or seek independent advice. You assume all risks associated with use of the data provided on this page.

Race Results

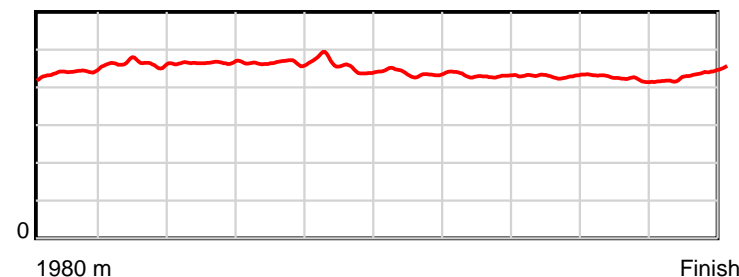
September 19, 2019, Race 4, , Distance 1980m, Addington - Survey 1980m

Result	TAB no.	Horse (Barrier)	1980 to	1800m to	1600m to	1400m to	1200m to	1000m to	800m to	600m to	400m to	200m to	Total or	Margin
1st	9	Some Time (12)	1800m	1600m	1400m	1200m	1000m	800m	600m	400m	200m	WP	Average	
		Position in running (margin)	-	10(7.1)	12(12.1)	11(11.6)	11(12.7)	11(9.4)	8(5.1)	7(6.1)	5(4.5)	2(0.4)		0.00
		Sectional time (s)	13.49	16.27	15.92	15.69	16.07	15.24	14.23	14.80	14.62	14.85		
		Cumulative time (s)	151.18	137.69	121.42	105.50	89.81	73.74	58.50	44.27	29.47	14.85	2:31.18	
		Speed (m/s)	13.34	12.29	12.56	12.75	12.45	13.12	14.05	13.51	13.68	13.47	13.10	
		Stride length (m)	6.04	5.69	5.85	5.92	5.69	5.74	6.05	5.81	5.78	5.87	5.84	
		Stride duration (s)	0.441	0.463	0.465	0.465	0.457	0.438	0.430	0.430	0.422	0.436	0.446	
		Stride efficiency (%)	57.03	50.60	53.40	54.78	50.52	51.53	57.16	52.76	52.14	53.84	53.27	
		Stride count	29.80	35.15	34.21	33.78	35.18	34.83	33.07	34.42	34.62	34.07	339.13	

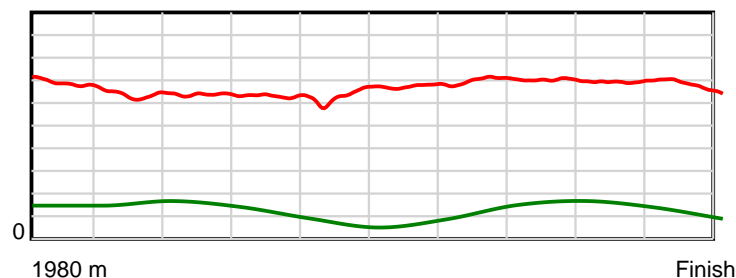
10 m Stride length



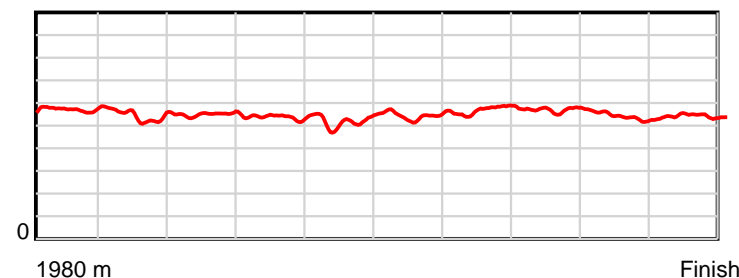
0.6 s Stride duration



20 m/sec Speed



100 % Stride efficiency



Note: Horizontal distance axis grid lines are 200m furlongs.

Disclaimer.

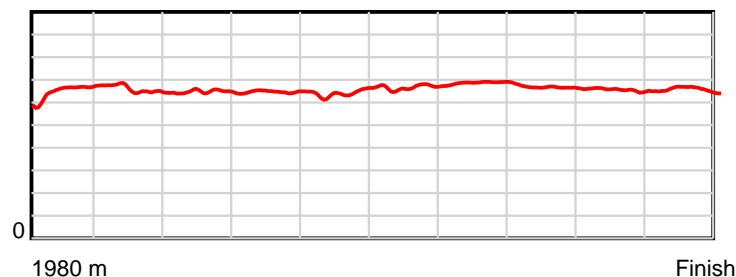
HRNZ and NZMTC and Thoroughbred Ratings Pty Ltd accepts no responsibility for the completeness or accuracy of any of the information contained herein, and makes no representations about its suitability for any particular purpose. Users should make their own judgements about those matters and/or seek independent advice. You assume all risks associated with use of the data provided on this page.

Race Results

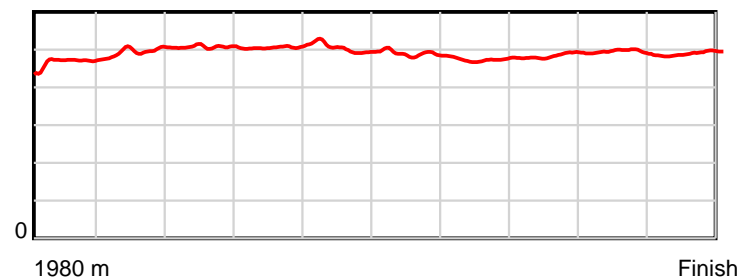
September 19, 2019, Race 4, , Distance 1980m, Addington - Survey 1980m

Result	TAB no.	Horse (Barrier)	1980 to	1800m to	1600m to	1400m to	1200m to	1000m to	800m to	600m to	400m to	200m to	Total or	Margin
2nd	14	Spy Da Moment (0)	1800m	1600m	1400m	1200m	1000m	800m	600m	400m	200m	WP	Average	
		Position in running (margin)	-	12(9.0)	9(9.6)	10(9.3)	10(10.8)	8(7.0)	4(2.0)	2(0.4)	1(0.0)	1(0.0)		0.00
		Sectional time (s)	13.67	15.55	15.94	15.75	16.00	15.12	13.80	15.01	15.30	15.04		
		Cumulative time (s)	151.18	137.51	121.96	106.02	90.27	74.27	59.15	45.35	30.34	15.04	2:31.18	
		Speed (m/s)	13.16	12.86	12.55	12.70	12.50	13.23	14.49	13.32	13.07	13.30	13.10	
		Stride length (m)	6.54	6.37	6.36	6.42	6.30	6.47	6.86	6.46	6.45	6.53	6.47	
		Stride duration (s)	0.470	0.495	0.507	0.506	0.504	0.489	0.473	0.485	0.494	0.491	0.494	
		Stride efficiency (%)	66.76	63.44	63.20	64.42	61.92	65.48	73.55	65.20	65.08	66.63	65.46	
		Stride count	27.54	31.39	31.45	31.15	31.77	30.90	29.15	30.96	30.99	30.63	305.93	

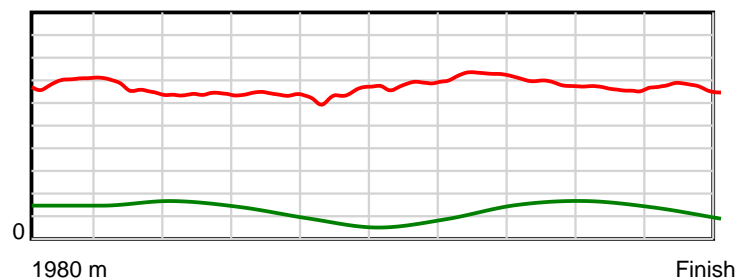
10 m Stride length



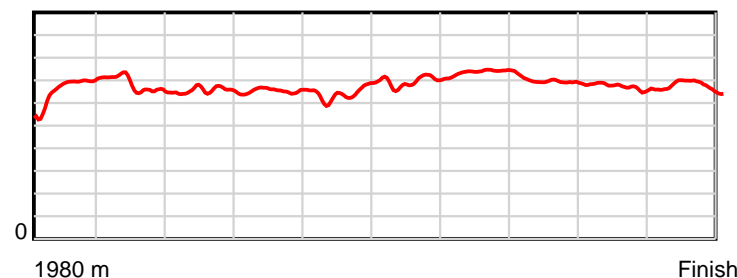
0.6 s Stride duration



20 m/sec Speed



100 % Stride efficiency



Note: Horizontal distance axis grid lines are 200m furlongs.

Disclaimer.

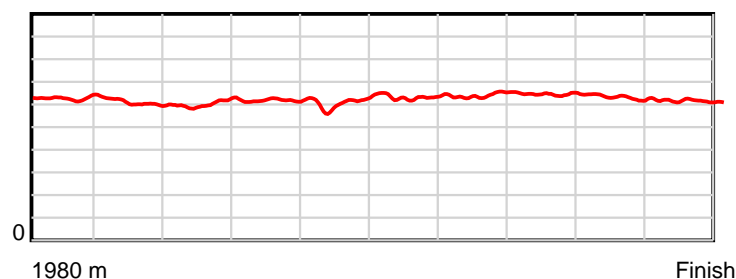
HRNZ and NZMTC and Thoroughbred Ratings Pty Ltd accepts no responsibility for the completeness or accuracy of any of the information contained herein, and makes no representations about its suitability for any particular purpose. Users should make their own judgements about those matters and/or seek independent advice. You assume all risks associated with use of the data provided on this page.

Race Results

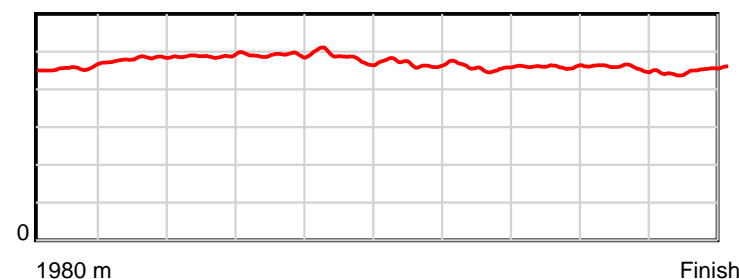
September 19, 2019, Race 4, , Distance 1980m, Addington - Survey 1980m

Result	TAB no.	Horse (Barrier)	1980 to	1800m to	1600m to	1400m to	1200m to	1000m to	800m to	600m to	400m to	200m to	Total or	Margin
3rd	8	She's Allthe C... (11)	1800m	1600m	1400m	1200m	1000m	800m	600m	400m	200m	WP	Average	
		Position in running (margin)	-	8(5.3)	11(11.3)	12(13.4)	13(14.8)	13(11.8)	11(7.0)	10(7.9)	7(5.8)	6(3.2)		1.30
		Sectional time (s)	13.12	16.45	16.34	15.73	16.14	15.16	14.20	14.74	14.86	14.66		
		Cumulative time (s)	151.40	138.28	121.83	105.49	89.76	73.62	58.46	44.26	29.52	14.66	2:31.40	
		Speed (m/s)	13.71	12.16	12.24	12.71	12.39	13.19	14.08	13.57	13.46	13.64	13.08	
		Stride length (m)	6.30	5.85	5.97	6.24	6.01	6.18	6.43	6.24	6.12	6.15	6.14	
		Stride duration (s)	0.456	0.481	0.488	0.491	0.485	0.469	0.457	0.460	0.455	0.451	0.470	
		Stride efficiency (%)	61.93	53.40	55.72	60.85	56.44	59.72	64.65	60.77	58.60	59.04	58.96	
		Stride count	28.59	34.21	33.49	32.05	33.28	32.35	31.09	32.07	32.66	32.54	322.33	

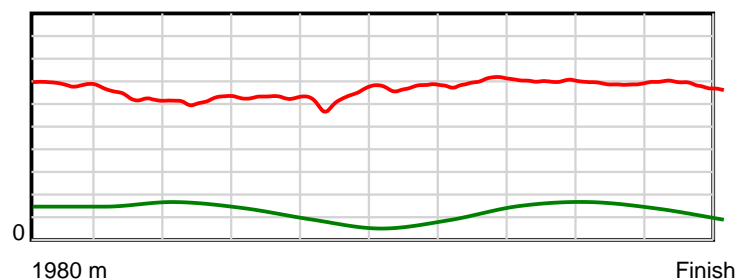
10 m Stride length



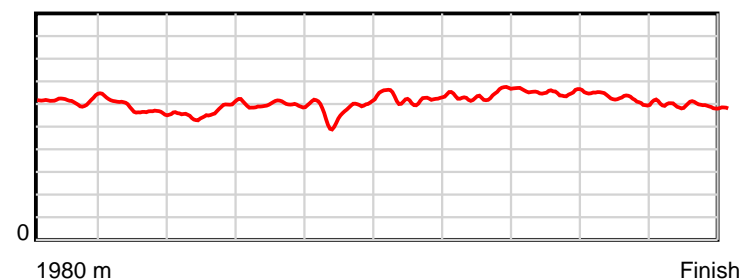
0.6 s Stride duration



20 m/sec Speed



100 % Stride efficiency



Note: Horizontal distance axis grid lines are 200m furlongs.

Disclaimer.

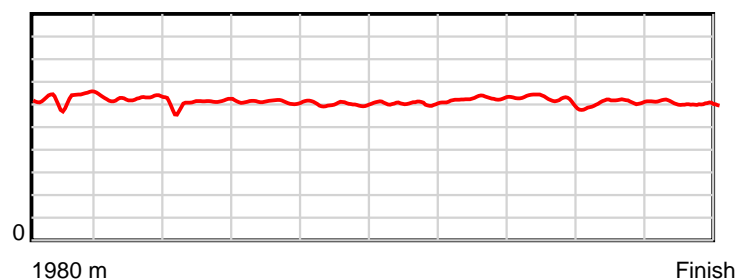
HRNZ and NZMTC and Thoroughbred Ratings Pty Ltd accepts no responsibility for the completeness or accuracy of any of the information contained herein, and makes no representations about its suitability for any particular purpose. Users should make their own judgements about those matters and/or seek independent advice. You assume all risks associated with use of the data provided on this page.

Race Results

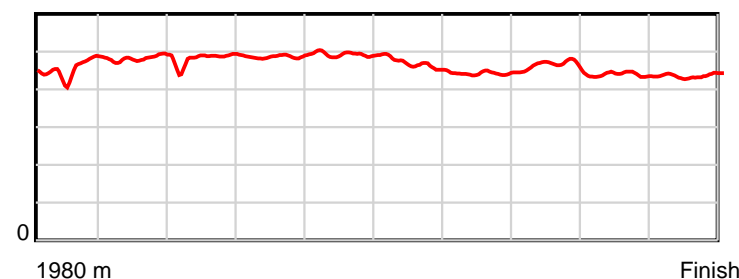
September 19, 2019, Race 4, , Distance 1980m, Addington - Survey 1980m

Result	TAB no.	Horse (Barrier)	1980 to	1800m to	1600m to	1400m to	1200m to	1000m to	800m to	600m to	400m to	200m to	Total or	Margin
4th	6	Chasing Great (9)	1800m	1600m	1400m	1200m	1000m	800m	600m	400m	200m	WP	Average	
		Position in running (margin)	-	7(5.1)	8(7.4)	8(7.4)	8(8.7)	9(8.1)	10(6.4)	9(6.9)	11(8.6)	8(4.6)		1.80
		Sectional time (s)	13.16	15.83	16.00	15.72	16.54	15.67	14.14	15.36	14.64	14.45		
		Cumulative time (s)	151.51	138.35	122.52	106.52	90.80	74.26	58.59	44.45	29.09	14.45	2:31.51	
		Speed (m/s)	13.67	12.63	12.50	12.72	12.09	12.76	14.14	13.02	13.66	13.84	13.07	
		Stride length (m)	6.26	6.10	5.99	6.19	5.96	5.95	6.26	6.02	5.99	6.04	6.07	
		Stride duration (s)	0.455	0.482	0.479	0.487	0.493	0.466	0.442	0.462	0.439	0.436	0.465	
		Stride efficiency (%)	61.31	58.08	56.08	59.85	55.51	55.24	61.19	56.62	56.11	57.04	57.61	
		Stride count	28.74	32.81	33.38	32.32	33.56	33.64	31.96	33.22	33.38	33.10	326.11	

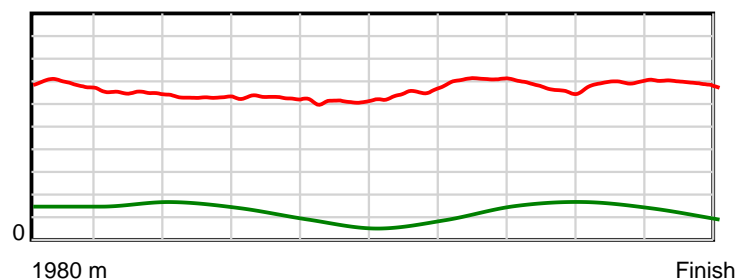
10 m Stride length



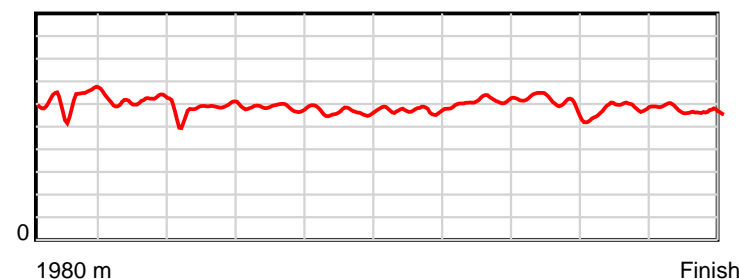
0.6 s Stride duration



20 m/sec Speed



100 % Stride efficiency



Note: Horizontal distance axis grid lines are 200m furlongs.

Disclaimer.

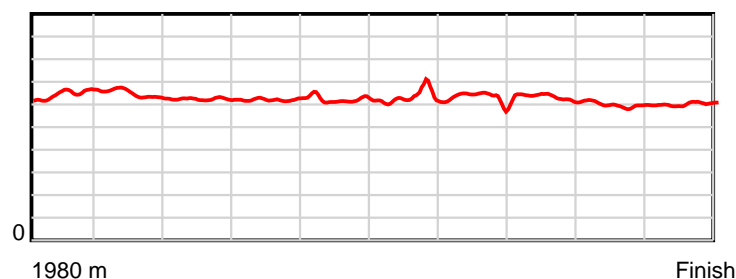
HRNZ and NZMTC and Thoroughbred Ratings Pty Ltd accepts no responsibility for the completeness or accuracy of any of the information contained herein, and makes no representations about its suitability for any particular purpose. Users should make their own judgements about those matters and/or seek independent advice. You assume all risks associated with use of the data provided on this page.

Race Results

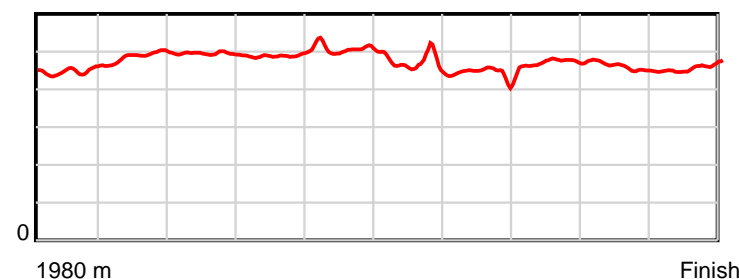
September 19, 2019, Race 4, , Distance 1980m, Addington - Survey 1980m

Result	TAB no.	Horse (Barrier)	1980 to	1800m to	1600m to	1400m to	1200m to	1000m to	800m to	600m to	400m to	200m to	Total or	Margin
5th	10	Miss Moppet (13)	1800m	1600m	1400m	1200m	1000m	800m	600m	400m	200m	WP	Average	
		Position in running (margin)	-	6(3.2)	4(3.2)	5(3.4)	5(5.0)	5(4.7)	2(0.1)	1(0.0)	2(0.6)	3(1.5)		2.90
		Sectional time (s)	12.70	15.45	16.02	15.77	16.58	15.20	14.03	15.19	15.44	15.31		
		Cumulative time (s)	151.69	138.99	123.54	107.52	91.75	75.17	59.97	45.94	30.75	15.31	2:31.69	
		Speed (m/s)	14.17	12.94	12.48	12.68	12.06	13.16	14.26	13.17	12.95	13.06	13.05	
		Stride length (m)	6.50	6.31	6.17	6.20	6.12	6.12	6.32	6.22	5.94	5.99	6.18	
		Stride duration (s)	0.448	0.487	0.494	0.489	0.508	0.465	0.443	0.472	0.459	0.458	0.474	
		Stride efficiency (%)	66.01	62.16	59.55	60.13	58.59	58.60	62.34	60.45	55.22	55.98	59.73	
		Stride count	27.69	31.71	32.40	32.24	32.66	32.66	31.67	32.16	33.65	33.42	320.26	

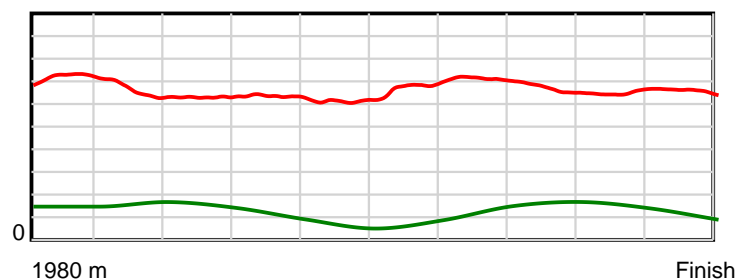
10 m Stride length



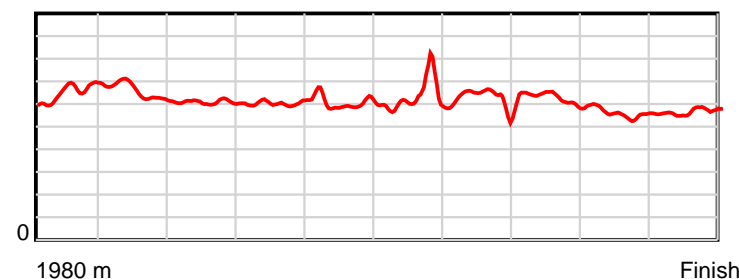
0.6 s Stride duration



20 m/sec Speed



100 % Stride efficiency



Note: Horizontal distance axis grid lines are 200m furlongs.

Disclaimer.

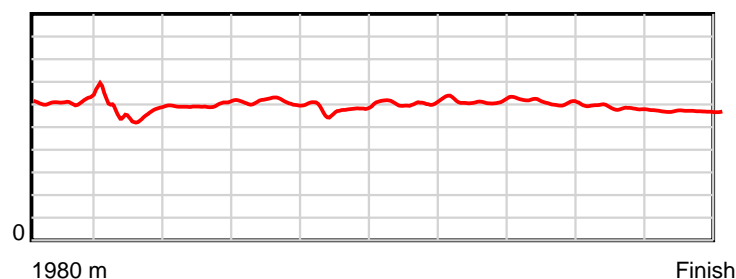
HRNZ and NZMTC and Thoroughbred Ratings Pty Ltd accepts no responsibility for the completeness or accuracy of any of the information contained herein, and makes no representations about its suitability for any particular purpose. Users should make their own judgements about those matters and/or seek independent advice. You assume all risks associated with use of the data provided on this page.

Race Results

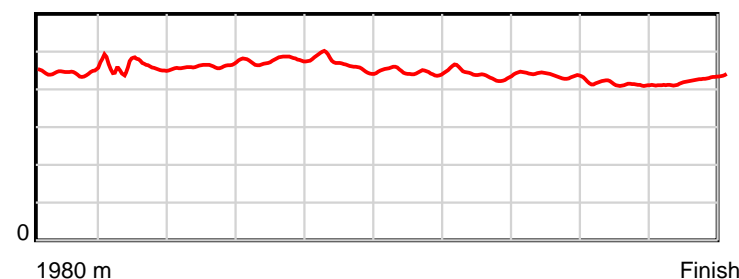
September 19, 2019, Race 4, , Distance 1980m, Addington - Survey 1980m

Result	TAB no.	Horse (Barrier)	1980 to	1800m to	1600m to	1400m to	1200m to	1000m to	800m to	600m to	400m to	200m to	Total or	Margin
6th	13	Sioux Princess (3)	1800m	1600m	1400m	1200m	1000m	800m	600m	400m	200m	WP	Average	
		Position in running (margin)	-	14(12.0)	13(18.2)	13(15.9)	14(16.7)	14(14.2)	14(9.1)	12(10.1)	10(8.1)	7(4.4)		4.30
		Sectional time (s)	14.26	16.49	15.60	15.65	16.21	15.12	14.21	14.75	14.69	14.96		
		Cumulative time (s)	151.94	137.68	121.19	105.59	89.94	73.73	58.61	44.40	29.65	14.96	2:31.94	
		Speed (m/s)	12.62	12.13	12.82	12.78	12.34	13.23	14.07	13.56	13.61	13.37	13.03	
		Stride length (m)	6.16	5.51	5.93	6.09	5.76	5.92	6.18	5.89	5.64	5.69	5.87	
		Stride duration (s)	0.443	0.454	0.463	0.476	0.467	0.447	0.439	0.434	0.414	0.426	0.450	
		Stride efficiency (%)	59.24	47.42	54.96	57.97	51.89	54.73	59.73	54.16	49.73	50.68	53.79	
		Stride count	29.23	36.30	33.72	32.84	34.71	33.79	32.35	33.97	35.45	35.12	337.48	

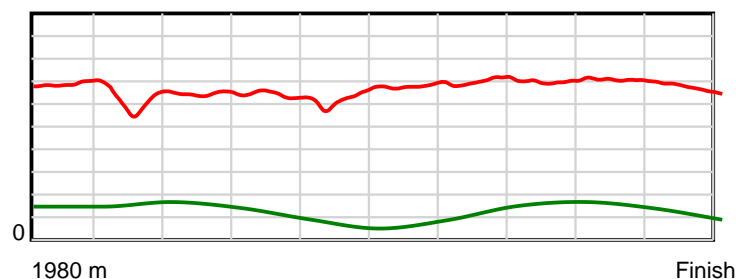
10 m Stride length



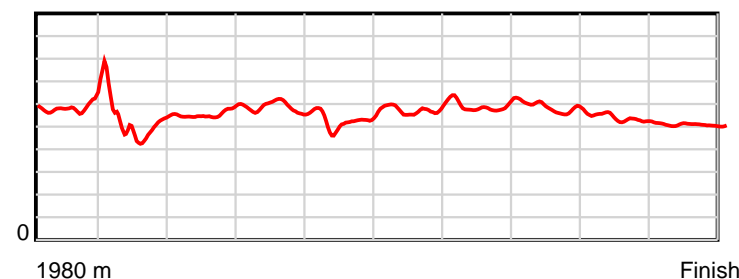
0.6 s Stride duration



20 m/sec Speed



100 % Stride efficiency



Note: Horizontal distance axis grid lines are 200m furlongs.

Disclaimer.

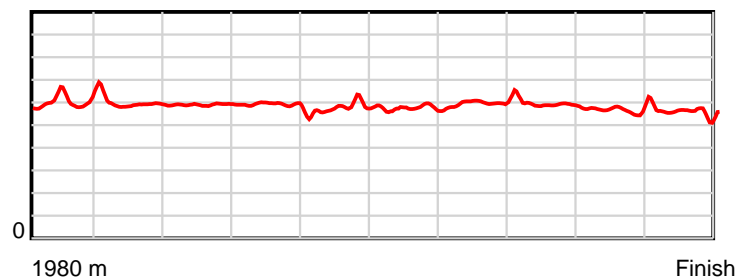
HRNZ and NZMTC and Thoroughbred Ratings Pty Ltd accepts no responsibility for the completeness or accuracy of any of the information contained herein, and makes no representations about its suitability for any particular purpose. Users should make their own judgements about those matters and/or seek independent advice. You assume all risks associated with use of the data provided on this page.

Race Results

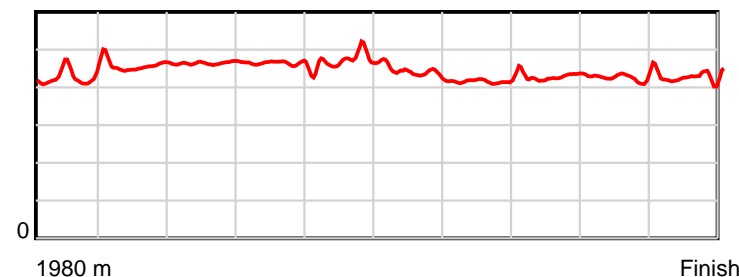
September 19, 2019, Race 4, , Distance 1980m, Addington - Survey 1980m

Result	TAB no.	Horse (Barrier)	1980 to 1800m	1800m to 1600m	1600m to 1400m	1400m to 1200m	1200m to 1000m	1000m to 800m	800m to 600m	600m to 400m	400m to 200m	200m to WP	Total or Average	Margin
7th	5	Shpeedy (8)												
		Position in running (margin)	-	5(3.0)	7(5.6)	7(5.2)	7(6.7)	6(6.1)	6(4.0)	4(3.4)	3(2.6)	4(2.1)		4.50
		Sectional time (s)	12.60	15.87	15.92	15.77	16.53	15.61	13.94	14.95	15.21	15.58		
		Cumulative time (s)	151.98	139.38	123.51	107.59	91.82	75.29	59.68	45.74	30.79	15.58	2:31.98	
		Speed (m/s)	14.28	12.60	12.56	12.68	12.10	12.81	14.35	13.38	13.15	12.84	13.03	
		Stride length (m)	6.04	5.75	5.83	5.88	5.65	5.61	6.00	5.70	5.62	5.43	5.74	
		Stride duration (s)	0.428	0.456	0.464	0.463	0.467	0.438	0.418	0.426	0.427	0.423	0.441	
		Stride efficiency (%)	57.04	51.60	53.15	54.00	49.80	49.22	56.24	50.74	49.36	46.12	51.52	
		Stride count	29.79	34.80	34.29	34.02	35.43	35.64	33.34	35.10	35.59	36.82	344.82	

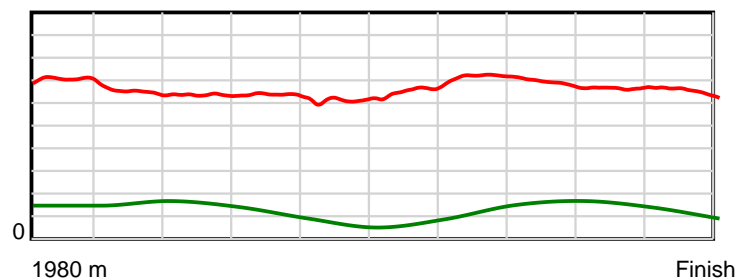
10 m Stride length



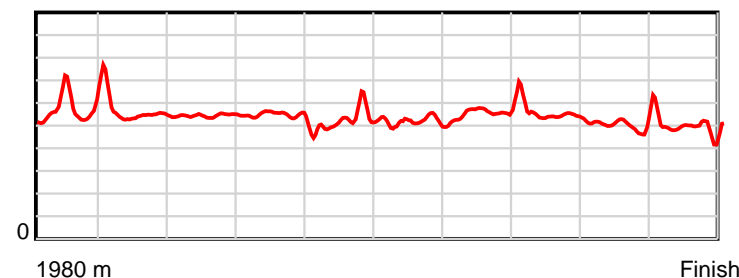
0.6 s Stride duration



20 m/sec Speed



100 % Stride efficiency



Note: Horizontal distance axis grid lines are 200m furlongs.

Disclaimer.

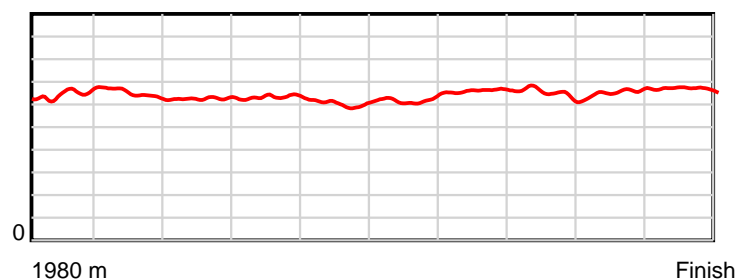
HRNZ and NZMTC and Thoroughbred Ratings Pty Ltd accepts no responsibility for the completeness or accuracy of any of the information contained herein, and makes no representations about its suitability for any particular purpose. Users should make their own judgements about those matters and/or seek independent advice. You assume all risks associated with use of the data provided on this page.

Race Results

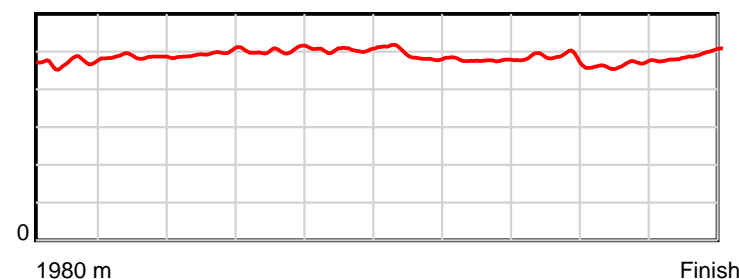
September 19, 2019, Race 4, , Distance 1980m, Addington - Survey 1980m

Result	TAB no.	Horse (Barrier)	1980 to	1800m to	1600m to	1400m to	1200m to	1000m to	800m to	600m to	400m to	200m to	Total or	Margin
8th	3	Rachmaninov (6)	1800m	1600m	1400m	1200m	1000m	800m	600m	400m	200m	WP	Average	
		Position in running (margin)	-	9(6.1)	6(4.8)	6(4.2)	6(6.4)	7(6.2)	9(6.0)	11(8.4)	12(10.2)	10(7.1)		5.40
		Sectional time (s)	13.42	15.23	15.89	15.86	16.61	15.92	14.45	15.38	14.79	14.60		
		Cumulative time (s)	152.15	138.73	123.50	107.61	91.75	75.14	59.22	44.77	29.39	14.60	2:32.15	
		Speed (m/s)	13.41	13.13	12.59	12.61	12.04	12.56	13.84	13.00	13.52	13.70	13.01	
		Stride length (m)	6.44	6.38	6.24	6.34	6.07	6.19	6.61	6.30	6.30	6.73	6.35	
		Stride duration (s)	0.472	0.486	0.496	0.503	0.504	0.493	0.477	0.484	0.466	0.492	0.488	
		Stride efficiency (%)	64.79	63.65	60.79	62.79	57.63	59.93	68.21	62.00	62.07	70.88	63.10	
		Stride count	27.95	31.34	32.07	31.55	32.93	32.30	30.27	31.75	31.73	29.70	311.59	

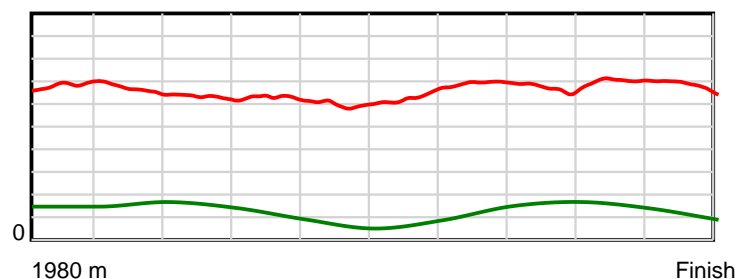
10 m Stride length



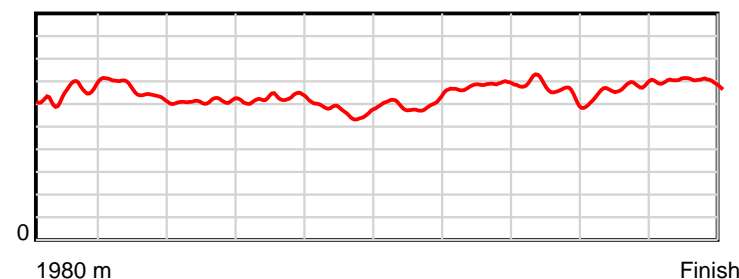
0.6 s Stride duration



20 m/sec Speed



100 % Stride efficiency



Note: Horizontal distance axis grid lines are 200m furlongs.

Disclaimer.

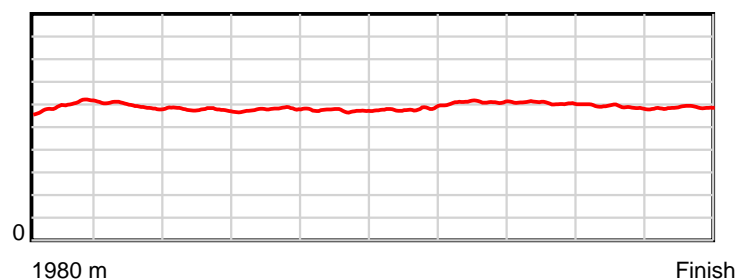
HRNZ and NZMTC and Thoroughbred Ratings Pty Ltd accepts no responsibility for the completeness or accuracy of any of the information contained herein, and makes no representations about its suitability for any particular purpose. Users should make their own judgements about those matters and/or seek independent advice. You assume all risks associated with use of the data provided on this page.

Race Results

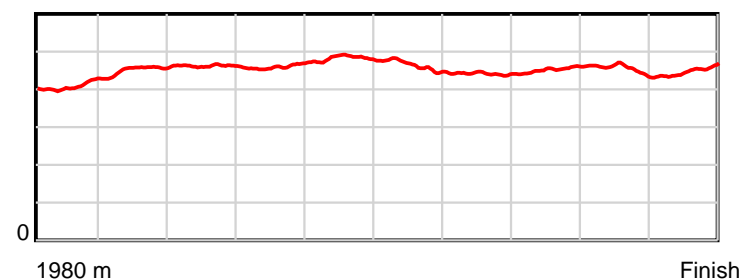
September 19, 2019, Race 4, , Distance 1980m, Addington - Survey 1980m

Result	TAB no.	Horse (Barrier)	1980 to	1800m to	1600m to	1400m to	1200m to	1000m to	800m to	600m to	400m to	200m to	Total or	Margin
9th	2	Rusty I Am (5)	1800m	1600m	1400m	1200m	1000m	800m	600m	400m	200m	WP	Average	
		Position in running (margin)	-	1(0.0)	1(0.0)	1(0.0)	2(2.3)	2(2.3)	5(2.2)	6(4.5)	6(4.9)	9(5.4)		7.10
		Sectional time (s)	12.15	15.45	15.99	15.89	16.64	15.93	14.44	15.15	15.39	15.42		
		Cumulative time (s)	152.45	140.30	124.85	108.86	92.97	76.33	60.40	45.96	30.81	15.42	2:32.45	
		Speed (m/s)	14.81	12.94	12.51	12.59	12.02	12.55	13.85	13.20	13.00	12.97	12.99	
		Stride length (m)	5.98	5.85	5.78	5.78	5.80	5.82	6.12	5.97	5.90	5.82	5.88	
		Stride duration (s)	0.408	0.452	0.462	0.460	0.482	0.463	0.441	0.452	0.454	0.449	0.453	
		Stride efficiency (%)	55.88	53.55	52.21	52.26	52.48	52.86	58.44	55.60	54.44	53.00	54.01	
		Stride count	30.10	34.16	34.60	34.58	34.51	34.39	32.71	33.53	33.88	34.34	336.80	

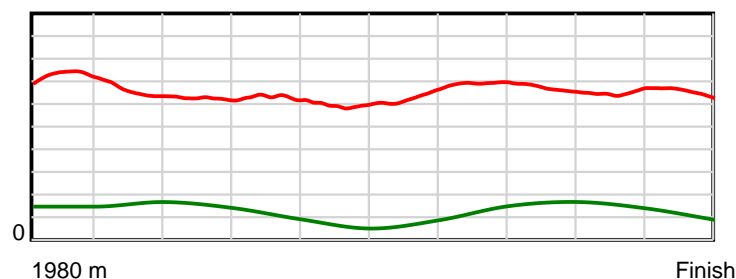
10 m Stride length



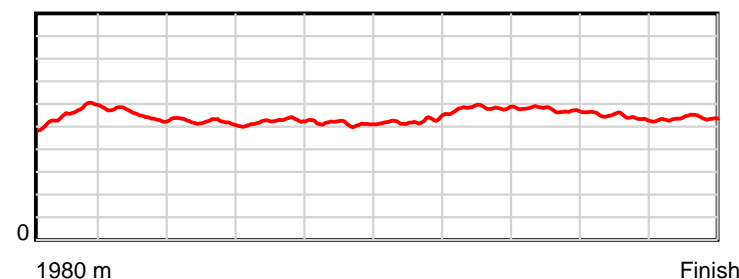
0.6 s Stride duration



20 m/sec Speed



100 % Stride efficiency



Note: Horizontal distance axis grid lines are 200m furlongs.

Disclaimer.

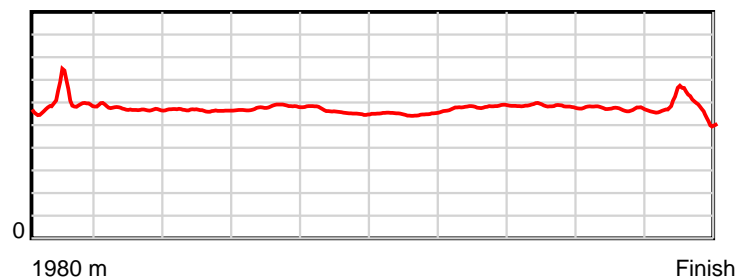
HRNZ and NZMTC and Thoroughbred Ratings Pty Ltd accepts no responsibility for the completeness or accuracy of any of the information contained herein, and makes no representations about its suitability for any particular purpose. Users should make their own judgements about those matters and/or seek independent advice. You assume all risks associated with use of the data provided on this page.

Race Results

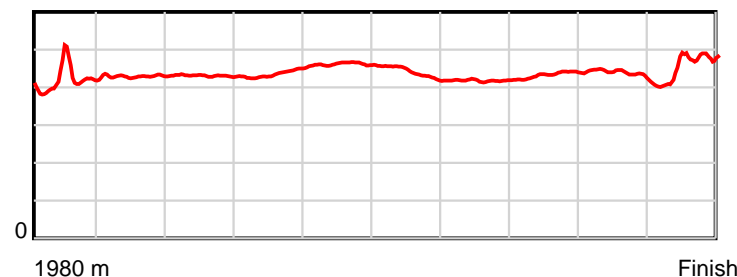
September 19, 2019, Race 4, , Distance 1980m, Addington - Survey 1980m

Result	TAB no.	Horse (Barrier)	1980 to	1800m to	1600m to	1400m to	1200m to	1000m to	800m to	600m to	400m to	200m to	Total or	Margin
10th	7	Quaestor (10)	1800m	1600m	1400m	1200m	1000m	800m	600m	400m	200m	WP	Average	
		Position in running (margin)	-	3(1.9)	5(3.4)	4(2.1)	1(0.0)	1(0.0)	1(0.0)	3(2.2)	4(2.7)	5(2.8)		10.00
		Sectional time (s)	12.55	15.70	15.77	15.16	16.64	15.96	14.43	15.16	15.31	16.29		
		Cumulative time (s)	152.97	140.42	124.72	108.95	93.79	77.15	61.19	46.76	31.60	16.29	2:32.97	
		Speed (m/s)	14.34	12.74	12.68	13.19	12.02	12.53	13.86	13.19	13.06	12.28	12.94	
		Stride length (m)	5.81	5.48	5.46	5.77	5.55	5.49	5.79	5.73	5.69	5.59	5.63	
		Stride duration (s)	0.407	0.430	0.430	0.437	0.462	0.438	0.418	0.434	0.436	0.455	0.435	
		Stride efficiency (%)	52.77	46.96	46.59	51.96	48.11	47.13	52.45	51.24	50.68	48.84	49.57	
		Stride count	30.97	36.48	36.63	34.68	36.04	36.42	34.52	34.93	35.12	35.77	351.56	

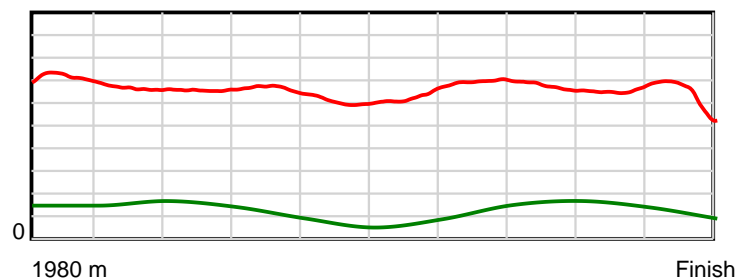
10 m Stride length



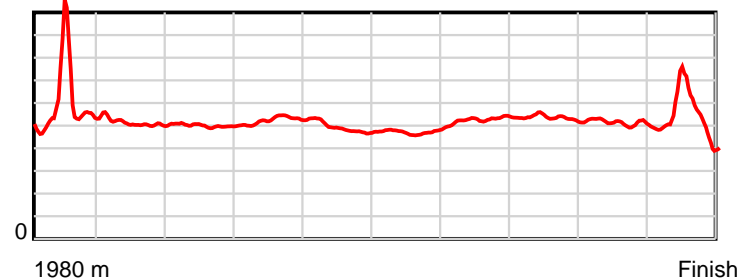
0.6 s Stride duration



20 m/sec Speed



100 % Stride efficiency



Note: Horizontal distance axis grid lines are 200m furlongs.

Disclaimer.

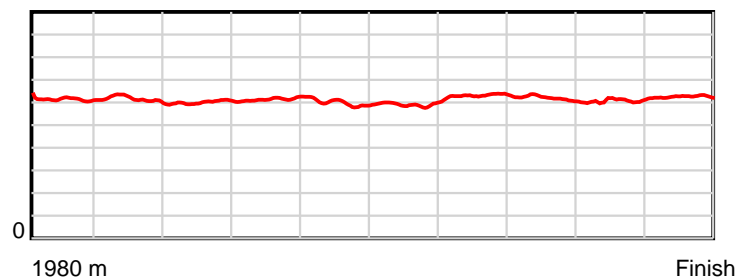
HRNZ and NZMTC and Thoroughbred Ratings Pty Ltd accepts no responsibility for the completeness or accuracy of any of the information contained herein, and makes no representations about its suitability for any particular purpose. Users should make their own judgements about those matters and/or seek independent advice. You assume all risks associated with use of the data provided on this page.

Race Results

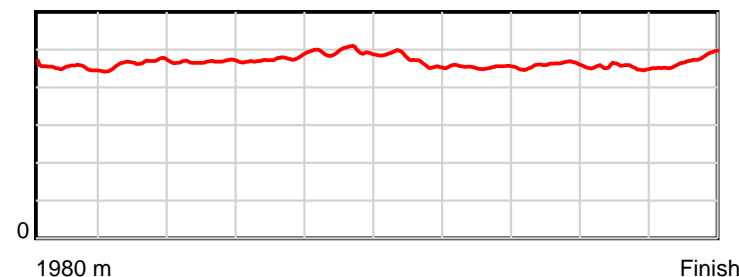
September 19, 2019, Race 4, , Distance 1980m, Addington - Survey 1980m

Result	TAB no.	Horse (Barrier)	1980 to	1800m to	1600m to	1400m to	1200m to	1000m to	800m to	600m to	400m to	200m to	Total or	Margin
11th	11	Dolly Jones (2)	1800m	1600m	1400m	1200m	1000m	800m	600m	400m	200m	WP	Average	
		Position in running (margin)	-	13(10.7)	10(10.1)	9(8.4)	9(8.8)	10(8.4)	12(8.4)	13(10.8)	13(11.1)	13(9.7)		10.30
		Sectional time (s)	13.89	15.35	15.70	15.57	16.57	15.96	14.45	15.14	15.06	15.34		
		Cumulative time (s)	153.03	139.14	123.79	108.09	92.52	75.95	59.99	45.54	30.40	15.34	2:33.03	
		Speed (m/s)	12.95	13.03	12.74	12.85	12.07	12.53	13.84	13.21	13.28	13.04	12.94	
		Stride length (m)	6.09	6.05	5.96	6.11	5.97	5.91	6.29	6.06	5.99	6.17	6.06	
		Stride duration (s)	0.451	0.464	0.468	0.476	0.495	0.472	0.454	0.459	0.451	0.473	0.468	
		Stride efficiency (%)	58.04	57.21	55.50	58.34	55.74	54.65	61.77	57.48	56.00	59.50	57.36	
		Stride count	29.54	33.05	33.56	32.73	33.49	33.82	31.81	32.98	33.41	32.41	326.80	

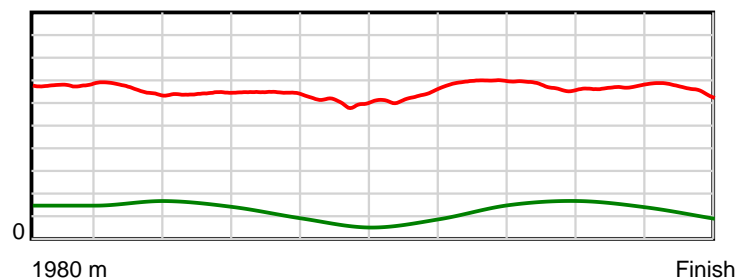
10 m Stride length



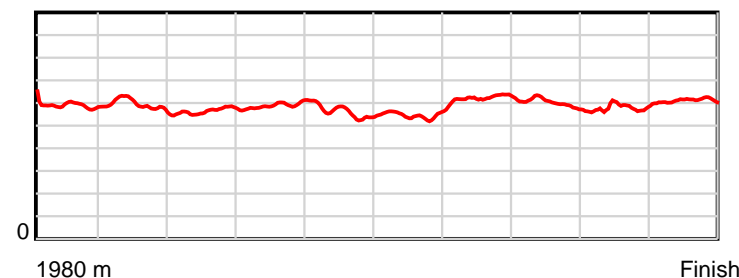
0.6 s Stride duration



20 m/sec Speed



100 % Stride efficiency



Note: Horizontal distance axis grid lines are 200m furlongs.

Disclaimer.

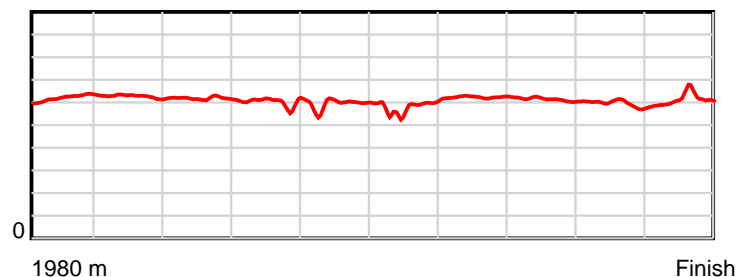
HRNZ and NZMTC and Thoroughbred Ratings Pty Ltd accepts no responsibility for the completeness or accuracy of any of the information contained herein, and makes no representations about its suitability for any particular purpose. Users should make their own judgements about those matters and/or seek independent advice. You assume all risks associated with use of the data provided on this page.

Race Results

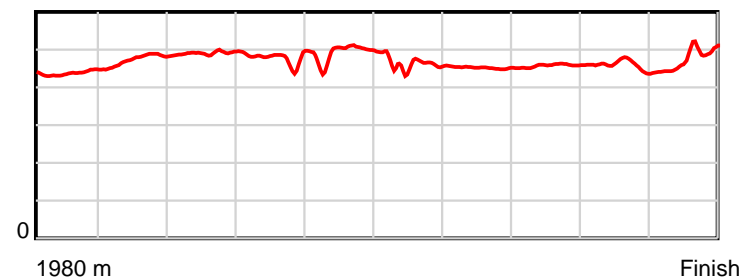
September 19, 2019, Race 4, , Distance 1980m, Addington - Survey 1980m

Result	TAB no.	Horse (Barrier)	1980 to	1800m to	1600m to	1400m to	1200m to	1000m to	800m to	600m to	400m to	200m to	Total or	Margin
12th	1	Heavenly Love (4)	1800m	1600m	1400m	1200m	1000m	800m	600m	400m	200m	WP	Average	
		Position in running (margin)	-	4(2.3)	3(2.1)	3(1.8)	4(3.9)	4(3.8)	7(4.2)	8(6.5)	9(7.3)	11(8.0)		11.40
		Sectional time (s)	12.63	15.41	15.94	15.86	16.62	16.03	14.44	15.22	15.42	15.65		
		Cumulative time (s)	153.22	140.59	125.18	109.24	93.38	76.76	60.73	46.29	31.07	15.65	2:33.22	
		Speed (m/s)	14.25	12.98	12.55	12.61	12.03	12.48	13.85	13.14	12.97	12.78	12.92	
		Stride length (m)	6.23	6.16	6.15	6.02	5.90	5.73	6.26	6.02	5.94	6.09	6.04	
		Stride duration (s)	0.438	0.474	0.490	0.477	0.490	0.459	0.452	0.458	0.458	0.477	0.468	
		Stride efficiency (%)	60.72	59.21	59.19	56.54	54.37	51.37	61.22	56.54	55.09	57.98	57.07	
		Stride count	28.88	32.49	32.50	33.25	33.91	34.88	31.95	33.25	33.68	32.84	327.63	

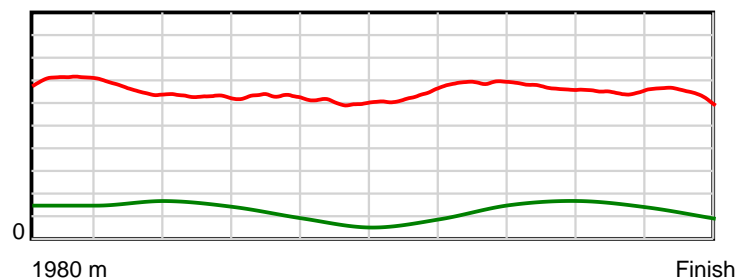
10 m Stride length



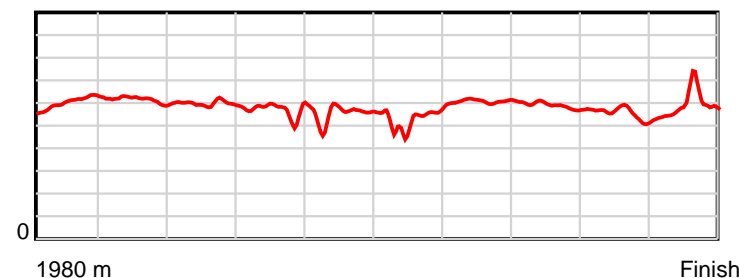
0.6 s Stride duration



20 m/sec Speed



100 % Stride efficiency



Note: Horizontal distance axis grid lines are 200m furlongs.

Disclaimer.

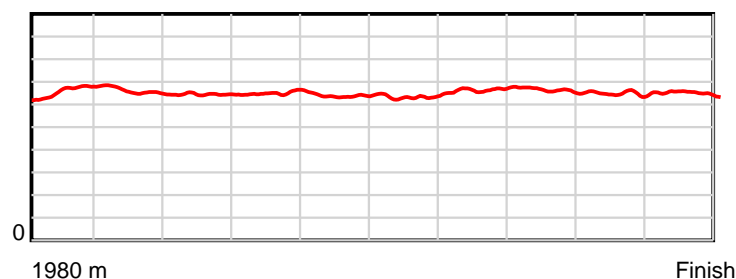
HRNZ and NZMTC and Thoroughbred Ratings Pty Ltd accepts no responsibility for the completeness or accuracy of any of the information contained herein, and makes no representations about its suitability for any particular purpose. Users should make their own judgements about those matters and/or seek independent advice. You assume all risks associated with use of the data provided on this page.

Race Results

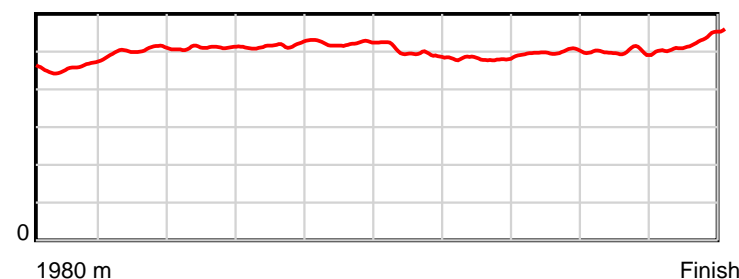
September 19, 2019, Race 4, , Distance 1980m, Addington - Survey 1980m

Result	TAB no.	Horse (Barrier)	1980 to	1800m to	1600m to	1400m to	1200m to	1000m to	800m to	600m to	400m to	200m to	Total or	Margin
13th	4	Windsor (7)	1800m	1600m	1400m	1200m	1000m	800m	600m	400m	200m	WP	Average	
		Position in running (margin)	-	2(0.4)	2(1.2)	2(1.1)	3(3.2)	3(2.4)	3(1.8)	5(4.2)	8(6.0)	12(8.3)		15.40
		Sectional time (s)	12.26	15.57	15.98	15.86	16.50	15.84	14.47	15.38	15.68	16.41		
		Cumulative time (s)	153.95	141.69	126.12	110.14	94.28	77.78	61.94	47.47	32.09	16.41	2:33.95	
		Speed (m/s)	14.68	12.85	12.52	12.61	12.12	12.63	13.82	13.00	12.76	12.19	12.86	
		Stride length (m)	6.67	6.47	6.40	6.50	6.33	6.28	6.65	6.48	6.38	6.45	6.46	
		Stride duration (s)	0.457	0.504	0.511	0.515	0.522	0.497	0.481	0.498	0.500	0.529	0.502	
		Stride efficiency (%)	69.55	65.41	63.96	65.97	62.59	61.62	69.16	65.69	63.55	65.02	65.14	
		Stride count	26.98	30.91	31.26	30.78	31.60	31.85	30.06	30.85	31.36	31.01	306.66	

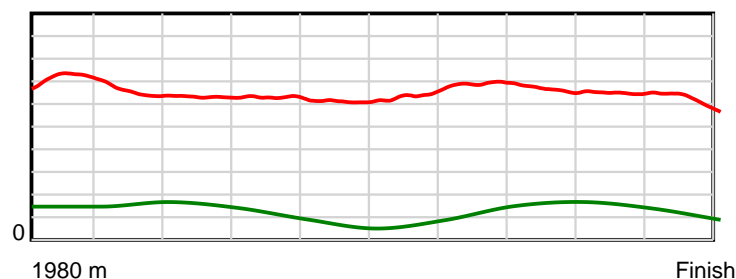
10 m Stride length



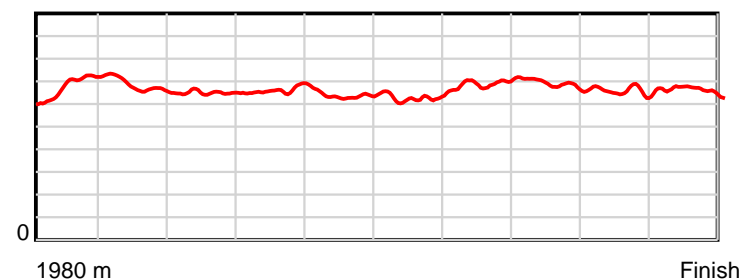
0.6 s Stride duration



20 m/sec Speed



100 % Stride efficiency



Note: Horizontal distance axis grid lines are 200m furlongs.

Disclaimer.

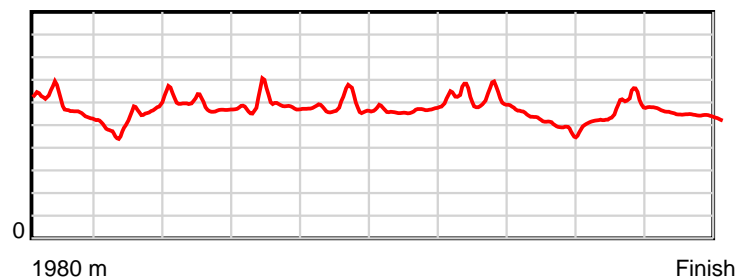
HRNZ and NZMTC and Thoroughbred Ratings Pty Ltd accepts no responsibility for the completeness or accuracy of any of the information contained herein, and makes no representations about its suitability for any particular purpose. Users should make their own judgements about those matters and/or seek independent advice. You assume all risks associated with use of the data provided on this page.

Race Results

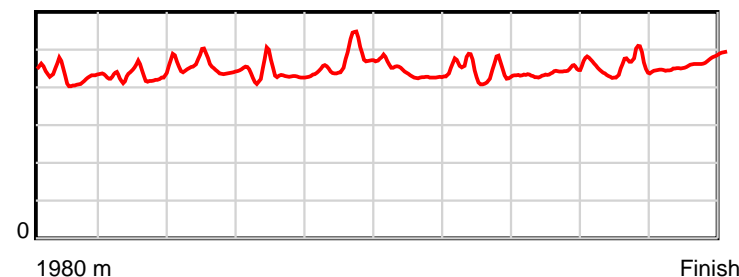
September 19, 2019, Race 4, , Distance 1980m, Addington - Survey 1980m

Result	TAB no.	Horse (Barrier)	1980 to	1800m to	1600m to	1400m to	1200m to	1000m to	800m to	600m to	400m to	200m to	Total or	Margin
14th	12	Jaw D Nancy (1)	1800m	1600m	1400m	1200m	1000m	800m	600m	400m	200m	WP	Average	
		Position in running (margin)	-	11(8.4)	14(20.5)	14(18.3)	12(13.6)	12(10.9)	13(8.8)	14(10.9)	14(32.4)	14(37.8)		47.60
		Sectional time (s)	13.60	17.47	15.61	14.73	16.18	15.61	14.39	18.67	16.20	17.29		
		Cumulative time (s)	159.75	146.15	128.68	113.07	98.34	82.16	66.55	52.16	33.49	17.29	2:39.75	
		Speed (m/s)	13.23	11.45	12.81	13.58	12.36	12.81	13.90	10.71	12.35	11.57	12.39	
		Stride length (m)	5.75	4.95	5.77	5.85	5.79	5.58	6.10	4.76	5.51	5.42	5.52	
		Stride duration (s)	0.425	0.433	0.450	0.431	0.469	0.436	0.439	0.444	0.447	0.469	0.445	
		Stride efficiency (%)	51.71	38.33	51.95	53.44	52.45	48.66	58.07	35.44	47.47	45.91	47.56	
		Stride count	31.29	40.38	34.69	34.20	34.52	35.84	32.81	42.00	36.29	36.90	358.92	

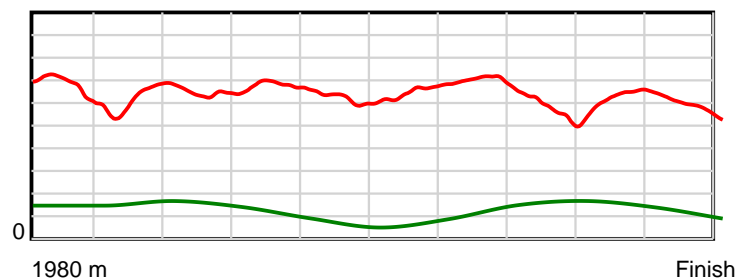
10 m Stride length



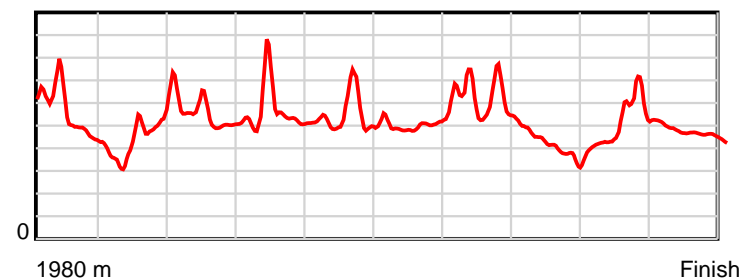
0.6 s Stride duration



20 m/sec Speed



100 % Stride efficiency



Note: Horizontal distance axis grid lines are 200m furlongs.

Disclaimer.

HRNZ and NZMTC and Thoroughbred Ratings Pty Ltd accepts no responsibility for the completeness or accuracy of any of the information contained herein, and makes no representations about its suitability for any particular purpose. Users should make their own judgements about those matters and/or seek independent advice. You assume all risks associated with use of the data provided on this page.