



Race Results

NZ Metropolitan Trotting Club Inc, HRNZ, September 19, 2019

Compilation date: September 19, 2019, 7:57:18 PM (NZST)

Copyright © 2019 HRNZ and NZMTC. All rights reserved.

Trademarks.

StrideMASTER is a registered trademark of Thoroughbred Ratings Pty Ltd.

Disclaimer.

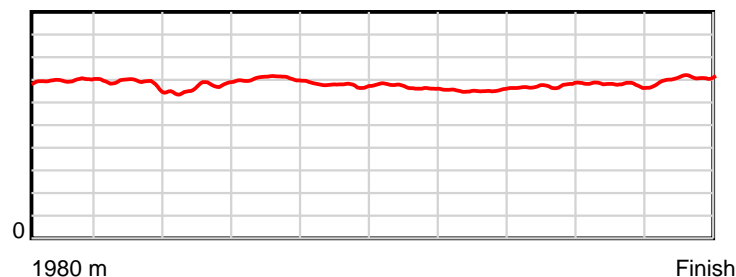
HRNZ and NZMTC and Thoroughbred Ratings Pty Ltd accepts no responsibility for the completeness or accuracy of any of the information contained herein, and makes no representations about its suitability for any particular purpose. Users should make their own judgements about those matters and/or seek independent advice. You assume all risks associated with use of the data provided on this page.

Race Results

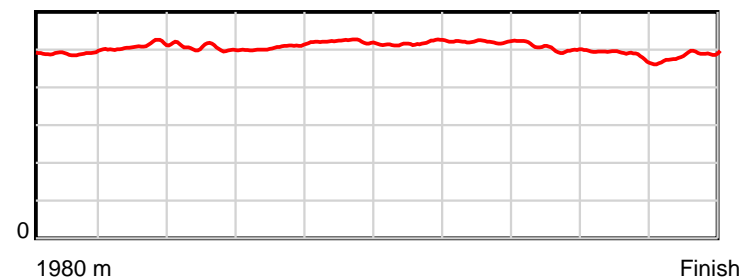
September 19, 2019, Race 7, CHRISTCHURCH CASINO MOBILE TROT, Distance 1980m, Addington - Survey 1980m

Result	TAB no.	Horse (Barrier)	1980 to	1800m to	1600m to	1400m to	1200m to	1000m to	800m to	600m to	400m to	200m to	Total or	Margin
1st	11	Matua Tana (1)	1800m	1600m	1400m	1200m	1000m	800m	600m	400m	200m	WP	Average	
		Position in running (margin)	-	8(6.8)	7(8.0)	3(3.8)	1(0.0)	1(0.0)	1(0.0)	1(0.0)	1(0.0)	1(0.0)		0.00
		Sectional time (s)	13.20	15.26	15.54	14.38	15.41	15.49	15.97	15.02	14.47	13.72		
		Cumulative time (s)	148.46	135.26	120.00	104.46	90.08	74.67	59.18	43.21	28.19	13.72	2:28.46	
		Speed (m/s)	13.64	13.11	12.87	13.91	12.98	12.91	12.52	13.32	13.82	14.58	13.34	
		Stride length (m)	6.94	6.67	6.50	7.05	6.76	6.68	6.52	6.71	6.70	7.09	6.76	
		Stride duration (s)	0.490	0.509	0.505	0.507	0.521	0.517	0.521	0.504	0.485	0.487	0.507	
		Stride efficiency (%)	75.35	69.55	66.01	77.60	71.48	69.75	66.44	70.30	70.18	78.65	71.32	
		Stride count	25.92	29.98	30.77	28.38	29.57	29.94	30.67	29.82	29.84	28.19	293.08	

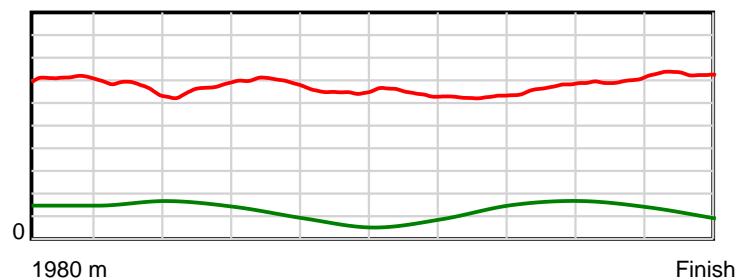
10 m Stride length



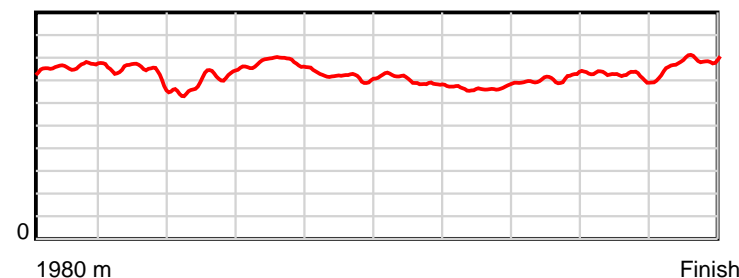
0.6 s Stride duration



20 m/sec Speed



100 % Stride efficiency



Note: Horizontal distance axis grid lines are 200m furlongs.

Disclaimer.

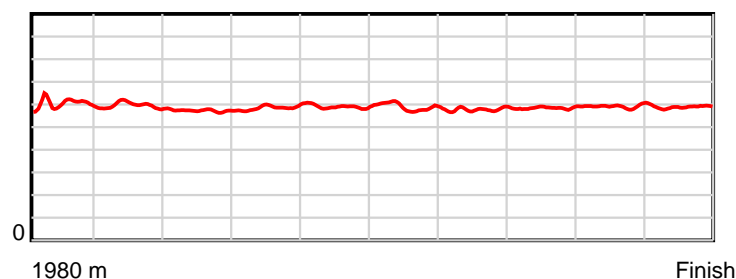
HRNZ and NZMTC and Thoroughbred Ratings Pty Ltd accepts no responsibility for the completeness or accuracy of any of the information contained herein, and makes no representations about its suitability for any particular purpose. Users should make their own judgements about those matters and/or seek independent advice. You assume all risks associated with use of the data provided on this page.

Race Results

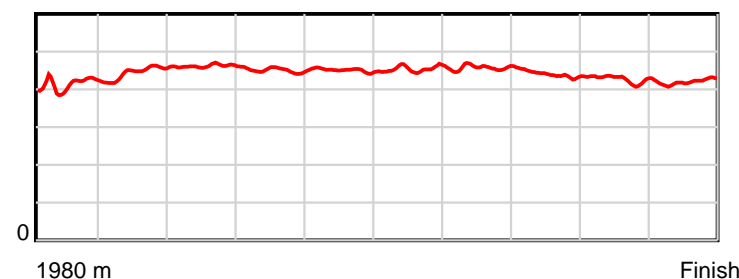
September 19, 2019, Race 7, CHRISTCHURCH CASINO MOBILE TROT, Distance 1980m, Addington - Survey 1980m

Result	TAB no.	Horse (Barrier)	1980 to	1800m to	1600m to	1400m to	1200m to	1000m to	800m to	600m to	400m to	200m to	Total or	Margin
2nd	4	Easy Pickings (5)	1800m	1600m	1400m	1200m	1000m	800m	600m	400m	200m	WP	Average	
		Position in running (margin)	-	3(2.4)	2(2.3)	2(2.3)	4(4.9)	5(4.3)	5(4.2)	5(3.9)	5(4.4)	4(4.5)		7.90
		Sectional time (s)	12.38	15.05	16.23	15.44	15.31	15.47	15.93	15.10	14.49	14.48		
		Cumulative time (s)	149.88	137.50	122.45	106.22	90.78	75.47	60.00	44.07	28.97	14.48	2:29.88	
		Speed (m/s)	14.54	13.29	12.32	12.95	13.06	12.93	12.55	13.25	13.80	13.81	13.21	
		Stride length (m)	5.98	5.92	5.69	5.84	5.90	5.87	5.74	5.82	5.89	5.82	5.84	
		Stride duration (s)	0.413	0.445	0.462	0.451	0.451	0.454	0.457	0.440	0.427	0.421	0.442	
		Stride efficiency (%)	55.81	54.70	50.55	53.20	54.31	53.77	51.50	53.02	54.28	52.84	53.35	
		Stride count	30.12	33.81	35.16	34.28	33.92	34.09	34.84	34.33	33.94	34.39	338.88	

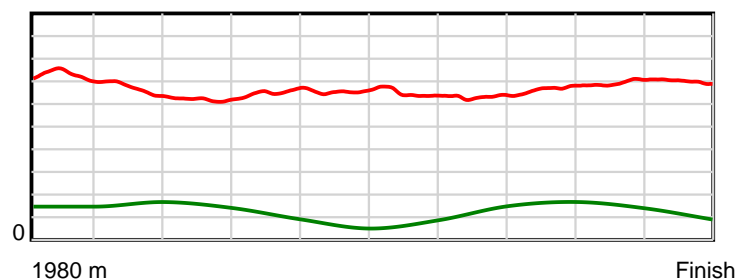
10 m Stride length



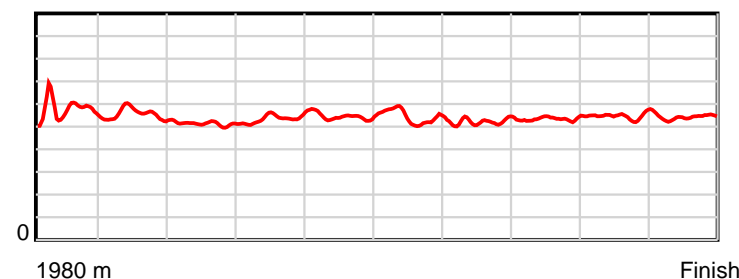
0.6 s Stride duration



20 m/sec Speed



100 % Stride efficiency



Note: Horizontal distance axis grid lines are 200m furlongs.

Disclaimer.

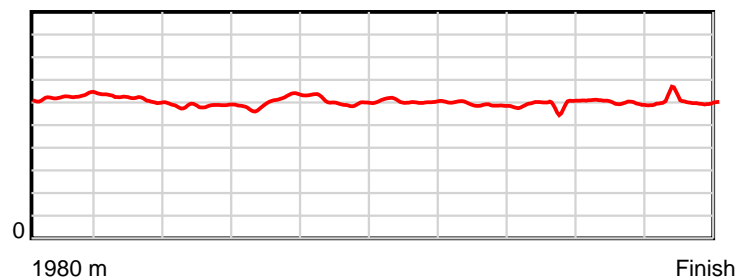
HRNZ and NZMTC and Thoroughbred Ratings Pty Ltd accepts no responsibility for the completeness or accuracy of any of the information contained herein, and makes no representations about its suitability for any particular purpose. Users should make their own judgements about those matters and/or seek independent advice. You assume all risks associated with use of the data provided on this page.

Race Results

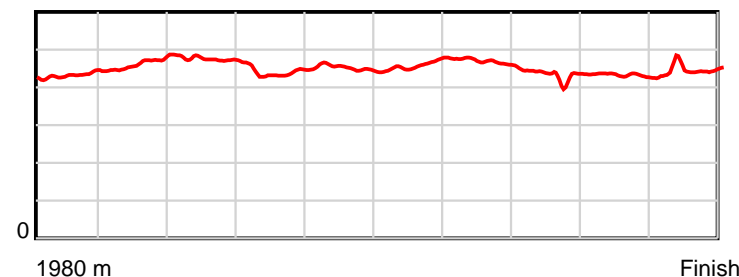
September 19, 2019, Race 7, CHRISTCHURCH CASINO MOBILE TROT, Distance 1980m, Addington - Survey 1980m

Result	TAB no.	Horse (Barrier)	1980 to	1800m to	1600m to	1400m to	1200m to	1000m to	800m to	600m to	400m to	200m to	Total or	Margin
3rd	8	Renezmae (9)	1800m	1600m	1400m	1200m	1000m	800m	600m	400m	200m	WP	Average	
		Position in running (margin)	-	4(3.2)	4(5.2)	6(6.2)	3(4.1)	3(2.7)	3(2.4)	2(2.0)	2(1.4)	2(2.6)		8.40
		Sectional time (s)	12.53	15.40	16.40	14.66	15.18	15.44	15.90	14.92	14.68	14.85		
		Cumulative time (s)	149.96	137.43	122.03	105.63	90.97	75.79	60.35	44.45	29.53	14.85	2:29.96	
		Speed (m/s)	14.37	12.99	12.20	13.64	13.18	12.95	12.58	13.40	13.62	13.47	13.20	
		Stride length (m)	6.24	6.00	5.80	6.01	5.95	5.95	5.89	5.79	5.88	6.01	5.95	
		Stride duration (s)	0.432	0.462	0.475	0.441	0.451	0.459	0.468	0.432	0.432	0.446	0.450	
		Stride efficiency (%)	60.85	56.30	52.51	56.48	55.32	55.36	54.12	52.47	54.10	56.35	55.27	
		Stride count	28.84	33.32	34.50	33.27	33.61	33.60	33.98	34.52	33.99	33.30	332.93	

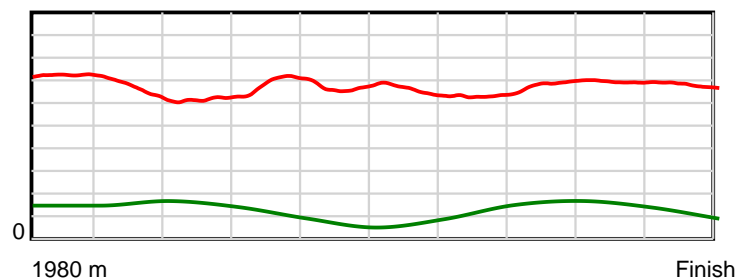
10 m Stride length



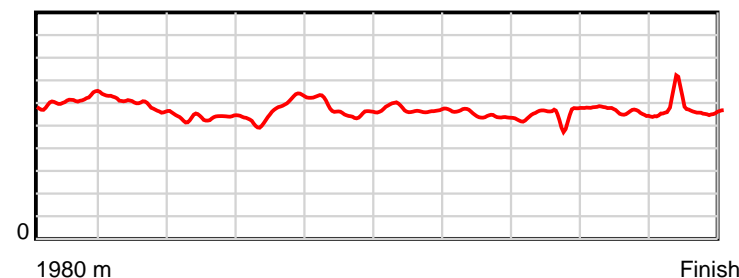
0.6 s Stride duration



20 m/sec Speed



100 % Stride efficiency



Note: Horizontal distance axis grid lines are 200m furlongs.

Disclaimer.

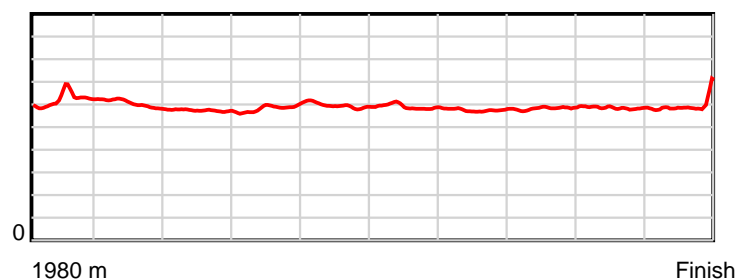
HRNZ and NZMTC and Thoroughbred Ratings Pty Ltd accepts no responsibility for the completeness or accuracy of any of the information contained herein, and makes no representations about its suitability for any particular purpose. Users should make their own judgements about those matters and/or seek independent advice. You assume all risks associated with use of the data provided on this page.

Race Results

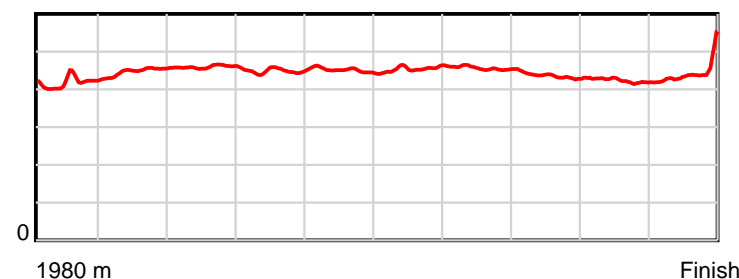
September 19, 2019, Race 7, CHRISTCHURCH CASINO MOBILE TROT, Distance 1980m, Addington - Survey 1980m

Result	TAB no.	Horse (Barrier)	1980 to	1800m to	1600m to	1400m to	1200m to	1000m to	800m to	600m to	400m to	200m to	Total or	Margin
4th	5	Agatha Tyron (6)	1800m	1600m	1400m	1200m	1000m	800m	600m	400m	200m	WP	Average	
		Position in running (margin)	-	1(0.0)	1(0.0)	1(0.0)	2(3.0)	2(2.1)	2(2.3)	3(2.0)	3(2.3)	3(3.0)		9.70
		Sectional time (s)	12.12	15.06	16.23	15.52	15.25	15.53	15.92	15.06	14.60	14.90		
		Cumulative time (s)	150.19	138.07	123.01	106.78	91.26	76.01	60.48	44.56	29.50	14.90	2:30.19	
		Speed (m/s)	14.85	13.28	12.32	12.89	13.11	12.88	12.56	13.28	13.70	13.42	13.18	
		Stride length (m)	6.21	5.95	5.67	5.78	5.92	5.85	5.73	5.78	5.80	5.93	5.85	
		Stride duration (s)	0.416	0.448	0.460	0.448	0.451	0.454	0.456	0.435	0.423	0.442	0.444	
		Stride efficiency (%)	60.27	55.32	50.20	52.19	54.71	53.52	51.35	52.20	52.49	54.97	53.56	
		Stride count	28.98	33.61	35.29	34.61	33.80	34.18	34.89	34.60	34.51	33.72	338.19	

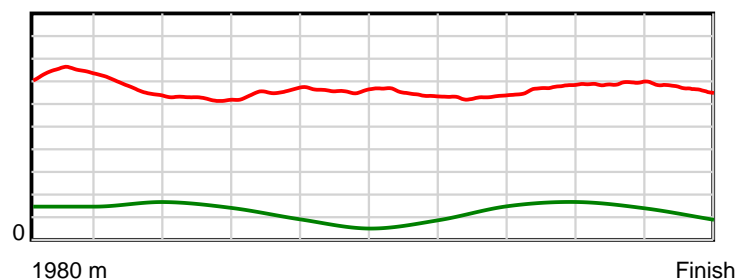
10 m Stride length



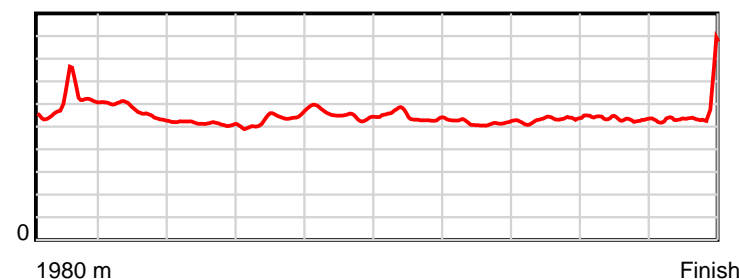
0.6 s Stride duration



20 m/sec Speed



100 % Stride efficiency



Note: Horizontal distance axis grid lines are 200m furlongs.

Disclaimer.

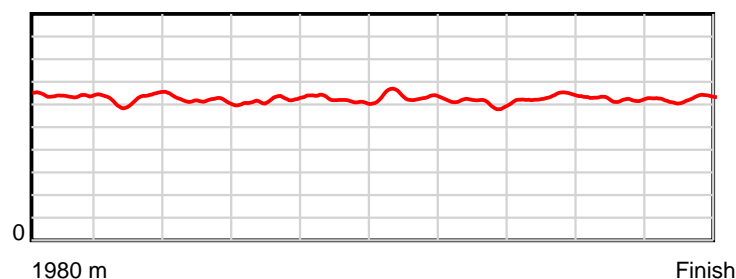
HRNZ and NZMTC and Thoroughbred Ratings Pty Ltd accepts no responsibility for the completeness or accuracy of any of the information contained herein, and makes no representations about its suitability for any particular purpose. Users should make their own judgements about those matters and/or seek independent advice. You assume all risks associated with use of the data provided on this page.

Race Results

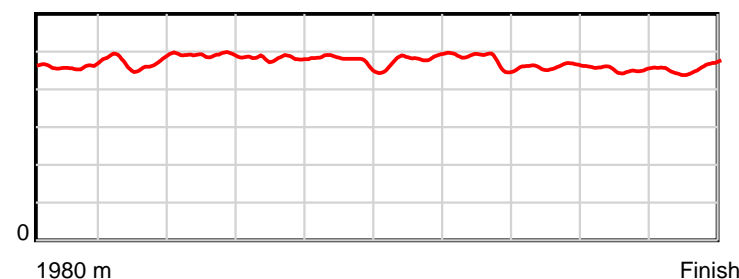
September 19, 2019, Race 7, CHRISTCHURCH CASINO MOBILE TROT, Distance 1980m, Addington - Survey 1980m

Result	TAB no.	Horse (Barrier)	1980 to	1800m to	1600m to	1400m to	1200m to	1000m to	800m to	600m to	400m to	200m to	Total or	Margin
5th	9	Imran Khan (10)	1800m	1600m	1400m	1200m	1000m	800m	600m	400m	200m	WP	Average	
		Position in running (margin)	-	7(6.2)	8(8.3)	7(6.3)	9(8.9)	9(8.7)	8(7.9)	8(6.5)	7(6.2)	7(8.0)		12.10
		Sectional time (s)	13.10	15.41	15.89	15.45	15.38	15.35	15.74	14.97	14.78	14.57		
		Cumulative time (s)	150.64	137.54	122.13	106.24	90.79	75.41	60.06	44.32	29.35	14.57	2:30.64	
		Speed (m/s)	13.74	12.98	12.59	12.94	13.00	13.03	12.71	13.36	13.53	13.73	13.14	
		Stride length (m)	6.38	6.13	6.18	6.24	6.20	6.26	6.06	6.16	6.12	6.27	6.20	
		Stride duration (s)	0.461	0.472	0.491	0.482	0.477	0.481	0.477	0.461	0.452	0.457	0.472	
		Stride efficiency (%)	63.65	58.72	59.71	60.92	60.06	61.25	57.47	59.28	58.54	61.46	60.04	
		Stride count	28.20	32.63	32.35	32.03	32.26	31.95	32.98	32.47	32.68	31.89	319.44	

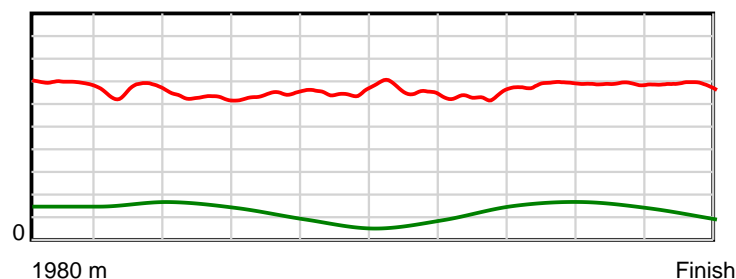
10 m Stride length



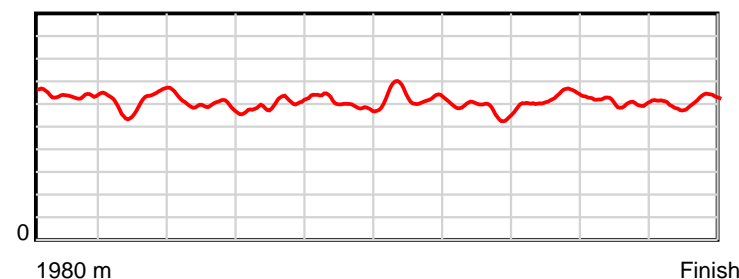
0.6 s Stride duration



20 m/sec Speed



100 % Stride efficiency



Note: Horizontal distance axis grid lines are 200m furlongs.

Disclaimer.

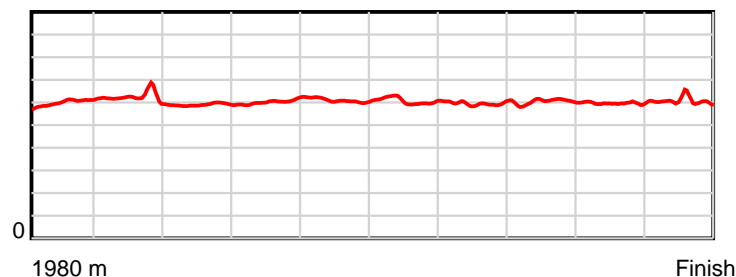
HRNZ and NZMTC and Thoroughbred Ratings Pty Ltd accepts no responsibility for the completeness or accuracy of any of the information contained herein, and makes no representations about its suitability for any particular purpose. Users should make their own judgements about those matters and/or seek independent advice. You assume all risks associated with use of the data provided on this page.

Race Results

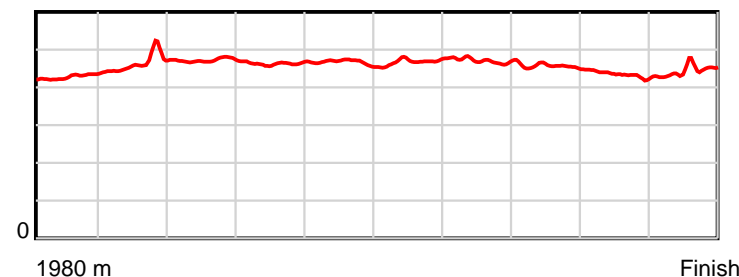
September 19, 2019, Race 7, CHRISTCHURCH CASINO MOBILE TROT, Distance 1980m, Addington - Survey 1980m

Result	TAB no.	Horse (Barrier)	1980 to	1800m to	1600m to	1400m to	1200m to	1000m to	800m to	600m to	400m to	200m to	Total or	Margin
6th	1	Bright Glow (2)	1800m	1600m	1400m	1200m	1000m	800m	600m	400m	200m	WP	Average	
		Position in running (margin)	-	6(5.9)	5(5.2)	4(4.2)	7(6.7)	7(6.4)	6(6.0)	7(5.7)	8(6.9)	6(7.9)		12.50
		Sectional time (s)	13.09	14.95	16.05	15.44	15.35	15.43	15.92	15.22	14.64	14.62		
		Cumulative time (s)	150.71	137.62	122.67	106.62	91.18	75.83	60.40	44.48	29.26	14.62	2:30.71	
		Speed (m/s)	13.75	13.38	12.46	12.95	13.03	12.96	12.56	13.14	13.66	13.68	13.14	
		Stride length (m)	6.03	6.19	5.88	6.00	6.08	6.07	5.92	5.99	5.93	6.06	6.01	
		Stride duration (s)	0.428	0.463	0.472	0.463	0.467	0.468	0.471	0.456	0.434	0.443	0.458	
		Stride efficiency (%)	56.75	59.90	54.00	56.30	57.75	57.55	54.75	56.03	54.94	57.29	56.49	
		Stride count	29.87	32.30	34.02	33.32	32.90	32.96	33.79	33.40	33.73	33.03	329.32	

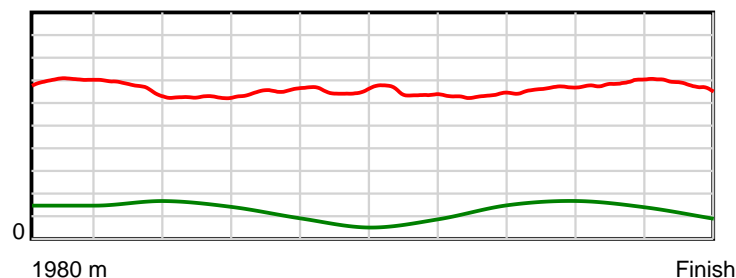
10 m Stride length



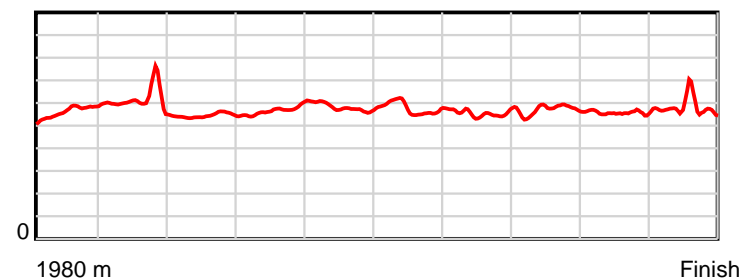
0.6 s Stride duration



20 m/sec Speed



100 % Stride efficiency



Note: Horizontal distance axis grid lines are 200m furlongs.

Disclaimer.

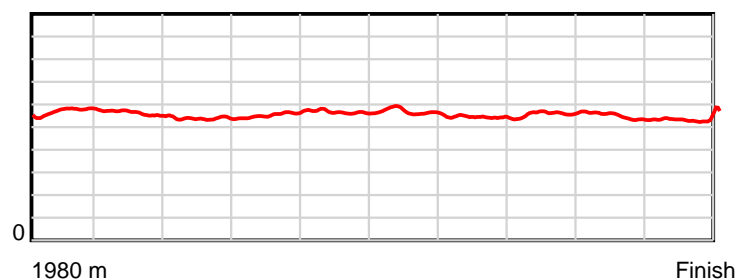
HRNZ and NZMTC and Thoroughbred Ratings Pty Ltd accepts no responsibility for the completeness or accuracy of any of the information contained herein, and makes no representations about its suitability for any particular purpose. Users should make their own judgements about those matters and/or seek independent advice. You assume all risks associated with use of the data provided on this page.

Race Results

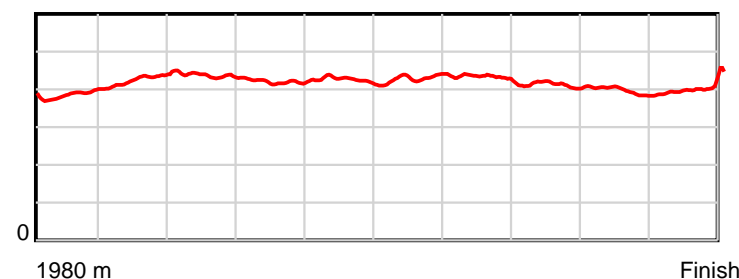
September 19, 2019, Race 7, CHRISTCHURCH CASINO MOBILE TROT, Distance 1980m, Addington - Survey 1980m

Result	TAB no.	Horse (Barrier)	1980 to	1800m to	1600m to	1400m to	1200m to	1000m to	800m to	600m to	400m to	200m to	Total or	Margin
7th	7	Diana Harbour (8)	1800m	1600m	1400m	1200m	1000m	800m	600m	400m	200m	WP	Average	
		Position in running (margin)	-	2(0.6)	3(2.8)	5(4.5)	6(5.6)	6(4.5)	4(4.1)	4(3.4)	4(3.8)	5(5.6)		12.70
		Sectional time (s)	12.24	15.43	16.52	15.20	15.22	15.41	15.85	15.09	14.78	15.00		
		Cumulative time (s)	150.74	138.50	123.07	106.55	91.35	76.13	60.72	44.87	29.78	15.00	2:30.74	
		Speed (m/s)	14.71	12.96	12.11	13.16	13.14	12.98	12.62	13.25	13.53	13.33	13.14	
		Stride length (m)	5.70	5.51	5.29	5.54	5.59	5.58	5.44	5.46	5.35	5.38	5.48	
		Stride duration (s)	0.385	0.425	0.437	0.421	0.425	0.430	0.431	0.412	0.395	0.403	0.417	
		Stride efficiency (%)	50.84	47.39	43.77	47.88	48.78	48.67	46.29	46.57	44.66	45.15	46.89	
		Stride count	31.56	36.32	37.79	36.13	35.79	35.84	36.75	36.64	37.41	37.21	361.44	

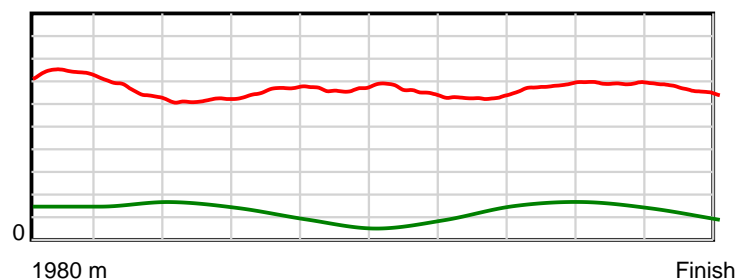
10 m Stride length



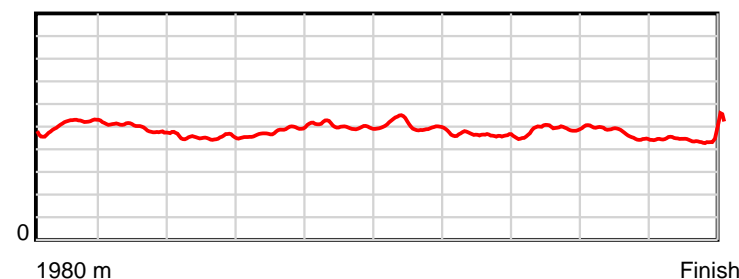
0.6 s Stride duration



20 m/sec Speed



100 % Stride efficiency



Note: Horizontal distance axis grid lines are 200m furlongs.

Disclaimer.

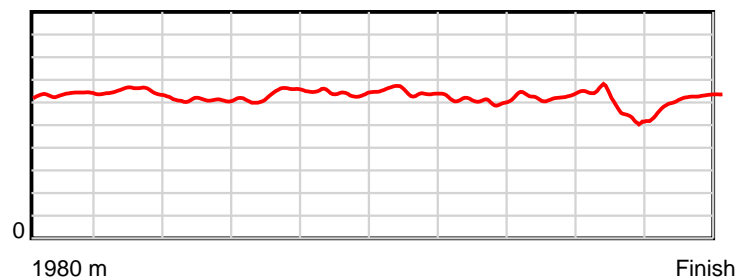
HRNZ and NZMTC and Thoroughbred Ratings Pty Ltd accepts no responsibility for the completeness or accuracy of any of the information contained herein, and makes no representations about its suitability for any particular purpose. Users should make their own judgements about those matters and/or seek independent advice. You assume all risks associated with use of the data provided on this page.

Race Results

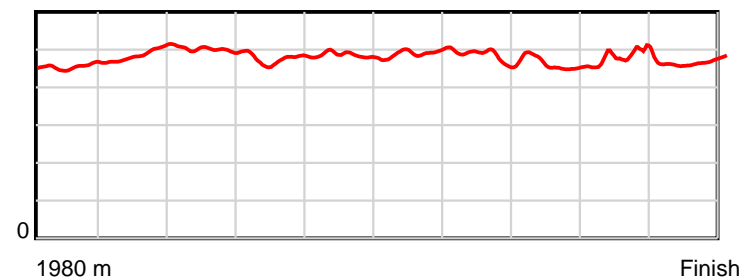
September 19, 2019, Race 7, CHRISTCHURCH CASINO MOBILE TROT, Distance 1980m, Addington - Survey 1980m

Result	TAB no.	Horse (Barrier)	1980 to	1800m to	1600m to	1400m to	1200m to	1000m to	800m to	600m to	400m to	200m to	Total or	Margin
8th	3	In Sequence (4)	1800m	1600m	1400m	1200m	1000m	800m	600m	400m	200m	WP	Average	
		Position in running (margin)	-	5(5.0)	6(7.1)	8(8.5)	8(7.5)	8(7.3)	7(6.4)	6(4.6)	6(5.8)	8(23.7)		28.90
		Sectional time (s)	12.79	15.41	16.47	14.84	15.38	15.33	15.67	15.22	17.46	15.08		
		Cumulative time (s)	153.65	140.86	125.45	108.98	94.14	78.76	63.43	47.76	32.54	15.08	2:33.65	
		Speed (m/s)	14.07	12.98	12.14	13.48	13.00	13.05	12.76	13.14	11.45	13.26	12.89	
		Stride length (m)	6.44	6.33	6.07	6.40	6.31	6.42	6.14	6.08	5.48	6.20	6.17	
		Stride duration (s)	0.456	0.488	0.500	0.475	0.485	0.493	0.481	0.462	0.479	0.468	0.479	
		Stride efficiency (%)	64.91	62.67	57.63	63.98	62.21	64.50	59.00	57.68	46.94	60.15	59.55	
		Stride count	27.93	31.58	32.93	31.26	31.70	31.13	32.55	32.92	36.49	32.24	320.73	

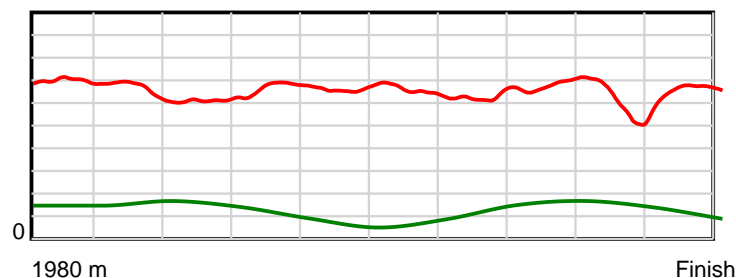
10 m Stride length



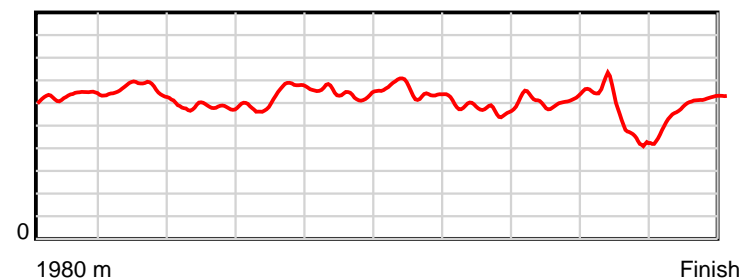
0.6 s Stride duration



20 m/sec Speed



100 % Stride efficiency



Note: Horizontal distance axis grid lines are 200m furlongs.

Disclaimer.

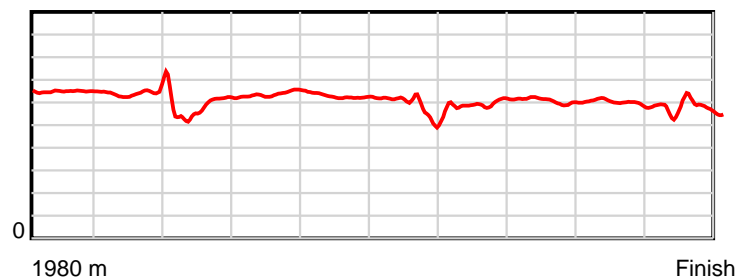
HRNZ and NZMTC and Thoroughbred Ratings Pty Ltd accepts no responsibility for the completeness or accuracy of any of the information contained herein, and makes no representations about its suitability for any particular purpose. Users should make their own judgements about those matters and/or seek independent advice. You assume all risks associated with use of the data provided on this page.

Race Results

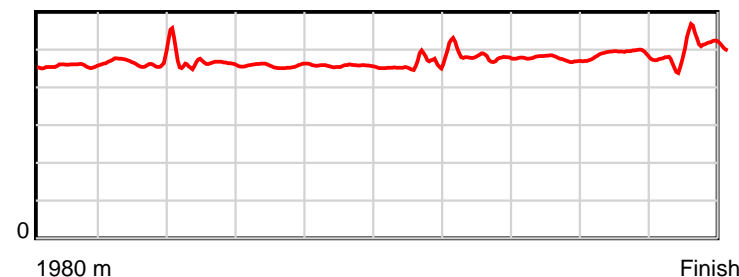
September 19, 2019, Race 7, CHRISTCHURCH CASINO MOBILE TROT, Distance 1980m, Addington - Survey 1980m

Result	TAB no.	Horse (Barrier)	1980 to	1800m to	1600m to	1400m to	1200m to	1000m to	800m to	600m to	400m to	200m to	Total or	Margin
9th	12	Zeddie Marit (0)	1800m	1600m	1400m	1200m	1000m	800m	600m	400m	200m	WP	Average	
		Position in running (margin)	-	11(9.7)	9(10.5)	10(10.2)	5(5.5)	4(4.0)	9(12.3)	9(13.4)	9(18.7)	9(31.5)		50.90
		Sectional time (s)	13.66	15.19	16.18	14.23	15.15	16.88	16.15	15.92	16.61	17.65		
		Cumulative time (s)	157.62	143.96	128.77	112.59	98.36	83.21	66.33	50.18	34.26	17.65	2:37.62	
		Speed (m/s)	13.18	13.17	12.36	14.05	13.20	11.85	12.38	12.56	12.04	11.33	12.56	
		Stride length (m)	6.41	6.26	5.67	6.43	6.02	5.49	5.92	5.97	5.90	5.67	5.96	
		Stride duration (s)	0.457	0.476	0.459	0.458	0.456	0.463	0.478	0.475	0.489	0.501	0.474	
		Stride efficiency (%)	64.29	61.33	50.18	64.67	56.60	47.11	54.76	55.75	54.31	50.28	55.42	
		Stride count	28.06	31.93	35.29	31.09	33.23	36.43	33.78	33.49	33.93	35.26	332.49	

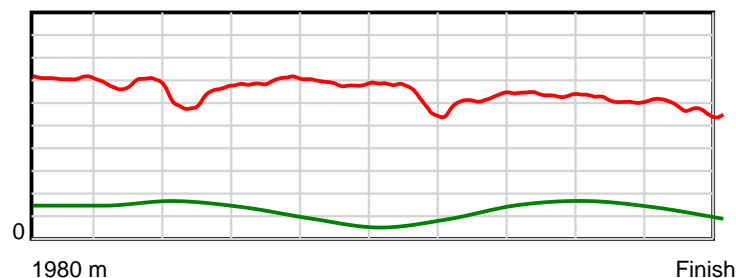
10 m Stride length



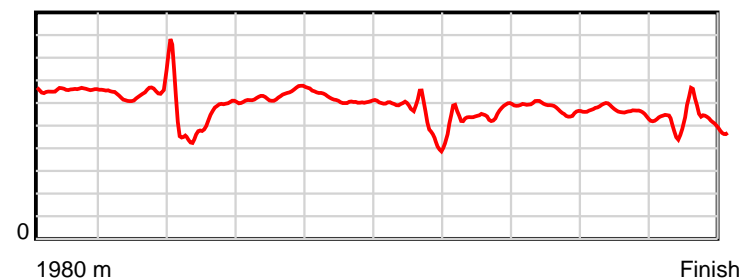
0.6 s Stride duration



20 m/sec Speed



100 % Stride efficiency



Note: Horizontal distance axis grid lines are 200m furlongs.

Disclaimer.

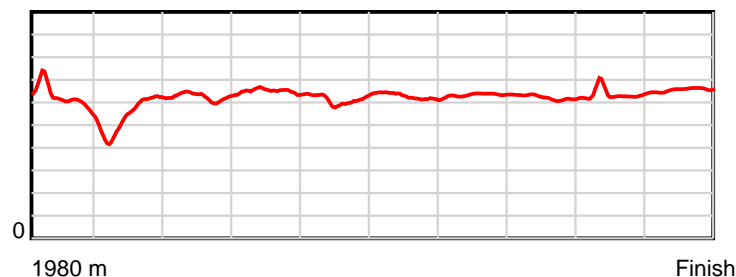
HRNZ and NZMTC and Thoroughbred Ratings Pty Ltd accepts no responsibility for the completeness or accuracy of any of the information contained herein, and makes no representations about its suitability for any particular purpose. Users should make their own judgements about those matters and/or seek independent advice. You assume all risks associated with use of the data provided on this page.

Race Results

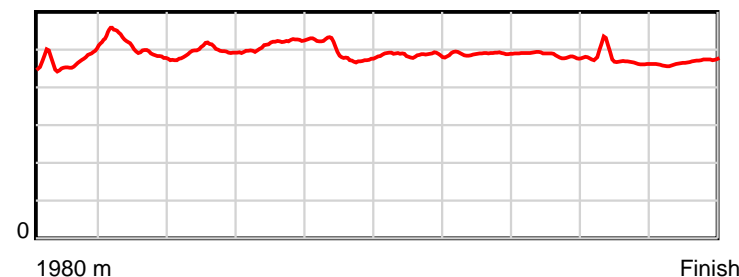
September 19, 2019, Race 7, CHRISTCHURCH CASINO MOBILE TROT, Distance 1980m, Addington - Survey 1980m

Result	TAB no.	Horse (Barrier)	1980 to	1800m to	1600m to	1400m to	1200m to	1000m to	800m to	600m to	400m to	200m to	Total or	Margin
10th	6	With Ice (7)	1800m	1600m	1400m	1200m	1000m	800m	600m	400m	200m	WP	Average	
		Position in running (margin)	-	12(14.2)	12(39.0)	12(36.9)	12(43.4)	11(47.4)	10(48.6)	10(45.3)	10(49.1)	10(51.9)		51.00
		Sectional time (s)	14.41	19.19	15.87	16.10	16.08	15.68	15.43	15.65	14.94	14.29		
		Cumulative time (s)	157.64	143.23	124.04	108.17	92.07	75.99	60.31	44.88	29.23	14.29	2:37.64	
		Speed (m/s)	12.49	10.42	12.60	12.42	12.44	12.76	12.96	12.78	13.39	14.00	12.56	
		Stride length (m)	5.91	5.31	6.22	6.40	6.10	6.20	6.35	6.20	6.33	6.56	6.14	
		Stride duration (s)	0.474	0.510	0.494	0.515	0.491	0.486	0.490	0.485	0.473	0.469	0.489	
		Stride efficiency (%)	54.61	44.08	60.54	63.99	58.22	60.13	62.94	60.14	62.57	67.27	58.96	
		Stride count	30.45	37.65	32.13	31.25	32.77	32.24	31.51	32.24	31.61	30.48	322.33	

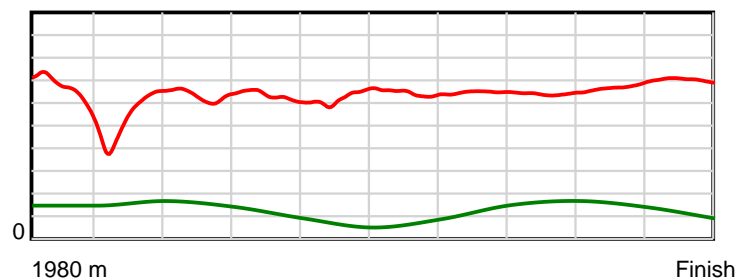
10 m Stride length



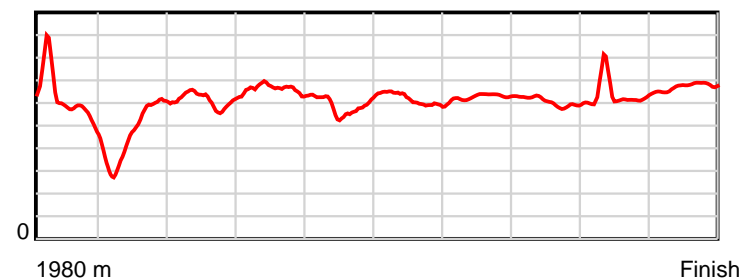
0.6 s Stride duration



20 m/sec Speed



100 % Stride efficiency



Note: Horizontal distance axis grid lines are 200m furlongs.

Disclaimer.

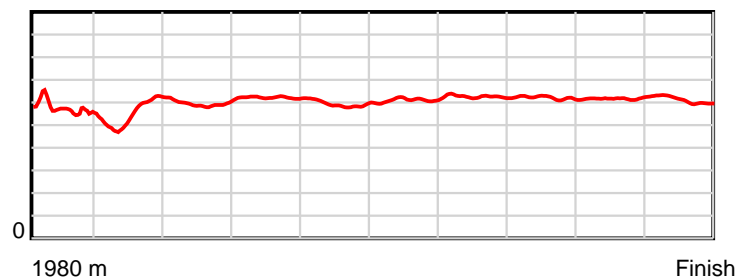
HRNZ and NZMTC and Thoroughbred Ratings Pty Ltd accepts no responsibility for the completeness or accuracy of any of the information contained herein, and makes no representations about its suitability for any particular purpose. Users should make their own judgements about those matters and/or seek independent advice. You assume all risks associated with use of the data provided on this page.

Race Results

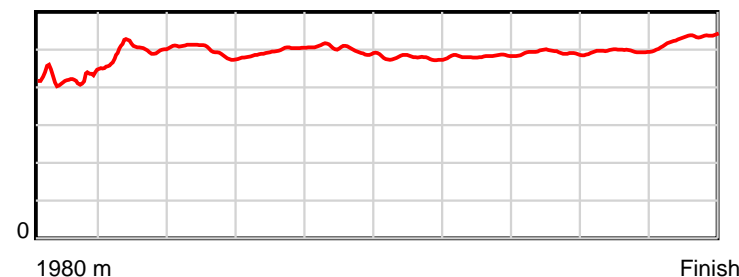
September 19, 2019, Race 7, CHRISTCHURCH CASINO MOBILE TROT, Distance 1980m, Addington - Survey 1980m

Result	TAB no.	Horse (Barrier)	1980 to	1800m to	1600m to	1400m to	1200m to	1000m to	800m to	600m to	400m to	200m to	Total or	Margin
11th	2	Milly An Eyre (3)	1800m	1600m	1400m	1200m	1000m	800m	600m	400m	200m	WP	Average	
		Position in running (margin)	-	9(8.7)	11(31.0)	11(35.1)	11(41.4)	12(50.0)	11(50.6)	11(47.5)	11(53.7)	11(64.3)		80.50
		Sectional time (s)	13.60	18.78	16.92	16.07	16.83	15.59	15.45	16.07	16.24	17.40		
		Cumulative time (s)	162.95	149.35	130.57	113.65	97.58	80.75	65.16	49.71	33.64	17.40	2:42.95	
		Speed (m/s)	13.24	10.65	11.82	12.45	11.88	12.83	12.94	12.45	12.32	11.49	12.15	
		Stride length (m)	5.59	5.27	5.87	6.18	5.95	6.13	6.25	6.13	6.12	6.11	5.95	
		Stride duration (s)	0.419	0.495	0.497	0.496	0.501	0.478	0.483	0.492	0.497	0.531	0.489	
		Stride efficiency (%)	48.76	43.39	53.93	59.60	55.36	58.70	61.01	58.66	58.47	58.34	55.28	
		Stride count	32.22	37.95	34.04	32.39	33.60	32.63	32.01	32.64	32.70	32.73	332.91	

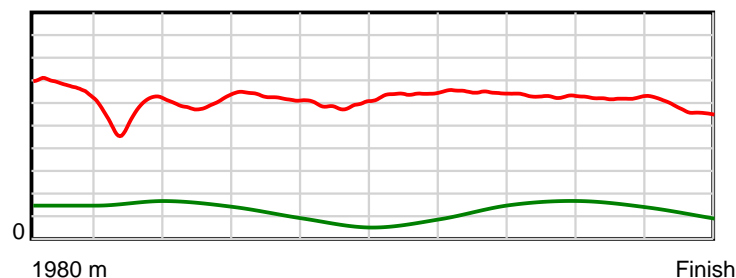
10 m Stride length



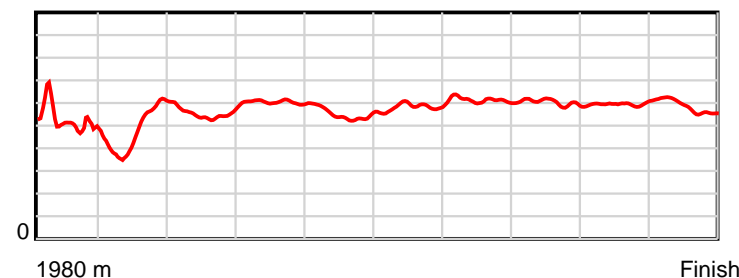
0.6 s Stride duration



20 m/sec Speed



100 % Stride efficiency



Note: Horizontal distance axis grid lines are 200m furlongs.

Disclaimer.

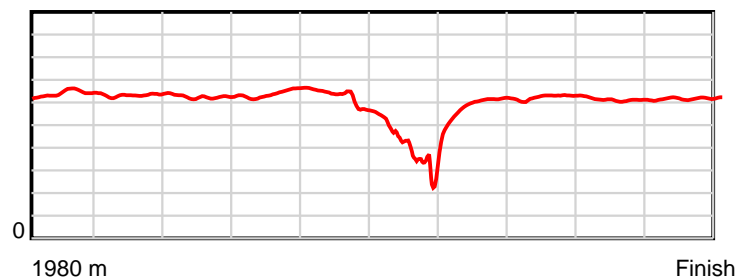
HRNZ and NZMTC and Thoroughbred Ratings Pty Ltd accepts no responsibility for the completeness or accuracy of any of the information contained herein, and makes no representations about its suitability for any particular purpose. Users should make their own judgements about those matters and/or seek independent advice. You assume all risks associated with use of the data provided on this page.

Race Results

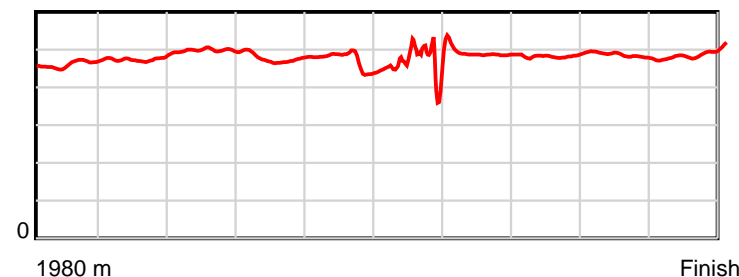
September 19, 2019, Race 7, CHRISTCHURCH CASINO MOBILE TROT, Distance 1980m, Addington - Survey 1980m

Result	TAB no.	Horse (Barrier)	1980 to	1800m to	1600m to	1400m to	1200m to	1000m to	800m to	600m to	400m to	200m to	Total or	Margin
12th	10	Unique Marshal... (11)	1800m	1600m	1400m	1200m	1000m	800m	600m	400m	200m	WP	Average	
		Position in running (margin)	-	10(9.6)	10(10.5)	9(10.2)	10(9.7)	10(10.9)	12(72.7)	12(73.8)	12(78.9)	12(87.2)		92.40
		Sectional time (s)	13.61	15.22	16.17	14.94	15.61	25.78	16.15	15.87	15.87	15.86		
		Cumulative time (s)	165.08	151.47	136.25	120.08	105.14	89.53	63.75	47.60	31.73	15.86	2:45.08	
		Speed (m/s)	13.23	13.14	12.37	13.39	12.81	7.76	12.38	12.60	12.60	12.61	11.99	
		Stride length (m)	6.40	6.24	6.16	6.38	6.00	3.60	6.03	6.09	6.09	6.20	5.76	
		Stride duration (s)	0.461	0.475	0.498	0.477	0.468	0.464	0.487	0.483	0.483	0.492	0.480	
		Stride efficiency (%)	64.02	60.89	59.29	63.67	56.22	20.28	56.84	58.01	57.93	60.05	51.79	
		Stride count	28.12	32.04	32.47	31.33	33.34	55.52	33.16	32.83	32.85	32.26	343.92	

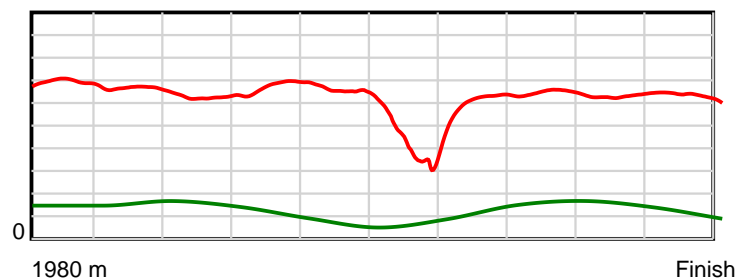
10 m Stride length



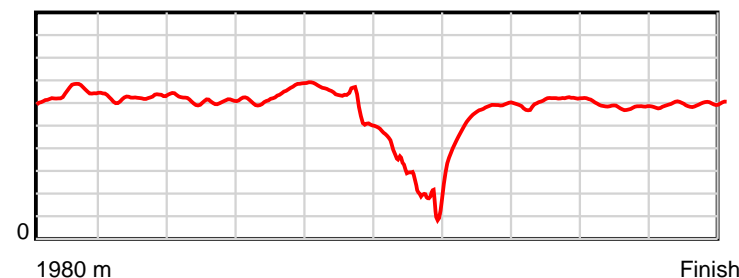
0.6 s Stride duration



20 m/sec Speed



100 % Stride efficiency



Note: Horizontal distance axis grid lines are 200m furlongs.

Disclaimer.

HRNZ and NZMTC and Thoroughbred Ratings Pty Ltd accepts no responsibility for the completeness or accuracy of any of the information contained herein, and makes no representations about its suitability for any particular purpose. Users should make their own judgements about those matters and/or seek independent advice. You assume all risks associated with use of the data provided on this page.