



Race Results

NZ Metropolitan Trotting Club Inc, HRNZ, September 27, 2019

Compilation date: September 27, 2019, 6:36:36 PM (NZST)

Copyright © 2019 HRNZ and NZMTC. All rights reserved.

Trademarks.

StrideMASTER is a registered trademark of Thoroughbred Ratings Pty Ltd.

Disclaimer.

HRNZ and NZMTC and Thoroughbred Ratings Pty Ltd accepts no responsibility for the completeness or accuracy of any of the information contained herein, and makes no representations about its suitability for any particular purpose. Users should make their own judgements about those matters and/or seek independent advice. You assume all risks associated with use of the data provided on this page.



Race Results



September 27, 2019, Race 3, DUNSTAN HORSE FEEDS MET MEGA SERIES MOBILE PACE, Distance 2600m, Addington - Survey 3200m

Result	TAB no.	Horse (Barrier)	2600 to	2400m to
1st	6	Woman In Gold (6)	2400m	2200m
		Position in running (margin)	-	1(0.0)
		Sectional time (s)	13.75	16.09
		Cumulative time (s)	199.08	185.33
		Speed (m/s)	14.54	12.43
		Stride length (m)	6.53	5.97
		Stride duration (s)	0.450	0.481
		Stride efficiency (%)	66.62	55.76
		Stride count	30.63	33.48

Disclaimer.

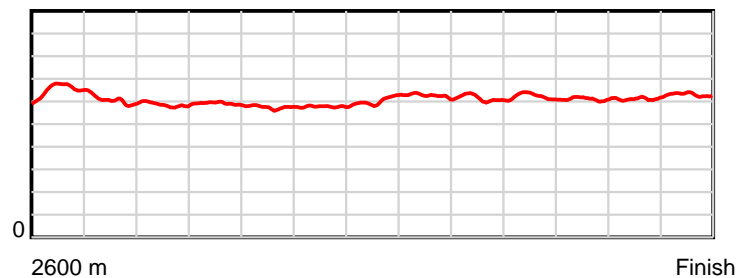
HRNZ and NZMTC and Thoroughbred Ratings Pty Ltd accepts no responsibility for the completeness or accuracy of any of the information contained herein, and makes no representations about its suitability for any particular purpose. Users should make their own judgements about those matters and/or seek independent advice. You assume all risks associated with use of the data provided on this page.

Race Results

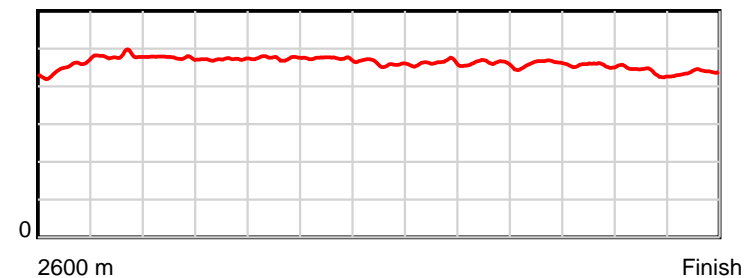
September 27, 2019, Race 3, DUNSTAN HORSE FEEDS MET MEGA SERIES MOBILE PACE, Distance 2600m, Addington - Survey 3200m

Result	TAB no.	Horse (Barrier)	2200m to	2000m to	1800m to	1600m to	1400m to	1200m to	1000m to	800m to	600m to	400m to	200m to	Total or	Margin
1st	6	Woman In Gold (6)	2000m	1800m	1600m	1400m	1200m	1000m	800m	600m	400m	200m	WP	Average	
		Position in running (margin)	1(0.0)	1(0.0)	1(0.0)	1(0.0)	1(0.0)	2(0.3)	1(0.0)	1(0.0)	1(0.0)	1(0.0)	1(0.0)		0.00
		Sectional time (s)	16.37	16.01	16.70	16.47	15.44	14.85	15.04	14.87	15.08	14.39	14.02		
		Cumulative time (s)	169.24	152.87	136.86	120.16	103.69	88.25	73.40	58.36	43.49	28.41	14.02	3:19.08	
		Speed (m/s)	12.22	12.49	11.98	12.14	12.95	13.47	13.30	13.45	13.26	13.90	14.27	13.06	
		Stride length (m)	5.82	5.89	5.69	5.75	5.98	6.22	6.14	6.19	6.04	6.11	6.25	6.04	
		Stride duration (s)	0.476	0.472	0.475	0.474	0.462	0.462	0.462	0.460	0.456	0.440	0.438	0.462	
		Stride efficiency (%)	52.91	54.20	50.57	51.71	55.93	60.54	58.95	59.84	57.02	58.39	60.96	56.96	
		Stride count	34.37	33.96	35.16	34.77	33.43	32.13	32.56	32.32	33.11	32.72	32.02	430.66	

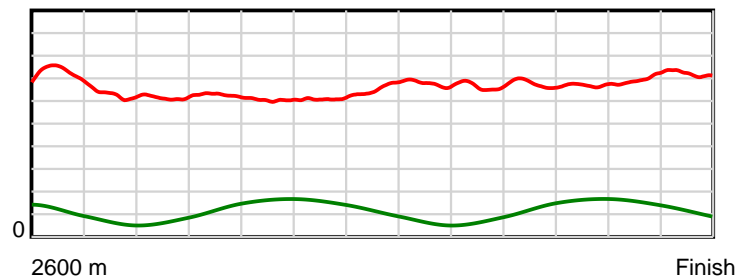
10 m Stride length



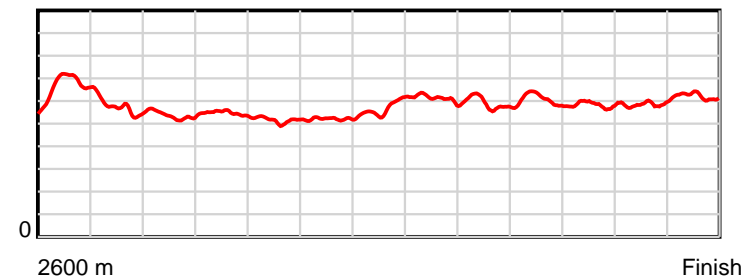
0.6 s Stride duration



20 m/sec Speed



100 % Stride efficiency



Note: Horizontal distance axis grid lines are 200m furlongs.

Disclaimer.

HRNZ and NZMTC and Thoroughbred Ratings Pty Ltd accepts no responsibility for the completeness or accuracy of any of the information contained herein, and makes no representations about its suitability for any particular purpose. Users should make their own judgements about those matters and/or seek independent advice. You assume all risks associated with use of the data provided on this page.



Race Results



September 27, 2019, Race 3, DUNSTAN HORSE FEEDS MET MEGA SERIES MOBILE PACE, Distance 2600m, Addington - Survey 3200m

Result	TAB no.	Horse (Barrier)	2600 to	2400m to
2nd	1	On A Roll (1)	2400m	2200m
		Position in running (margin)	-	2(1.5)
		Sectional time (s)	14.15	16.17
		Cumulative time (s)	199.18	185.03
		Speed (m/s)	14.13	12.37
		Stride length (m)	6.48	6.18
		Stride duration (s)	0.452	0.500
		Stride efficiency (%)	65.52	59.70
		Stride count	30.89	32.36

Disclaimer.

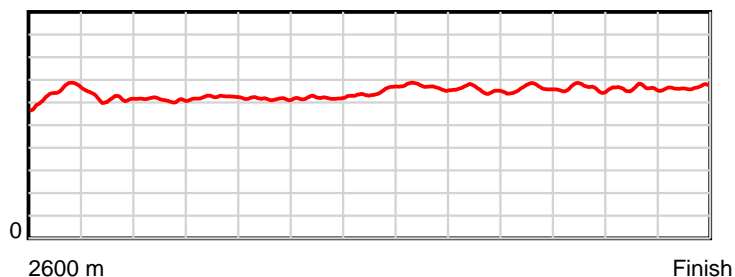
HRNZ and NZMTC and Thoroughbred Ratings Pty Ltd accepts no responsibility for the completeness or accuracy of any of the information contained herein, and makes no representations about its suitability for any particular purpose. Users should make their own judgements about those matters and/or seek independent advice. You assume all risks associated with use of the data provided on this page.

Race Results

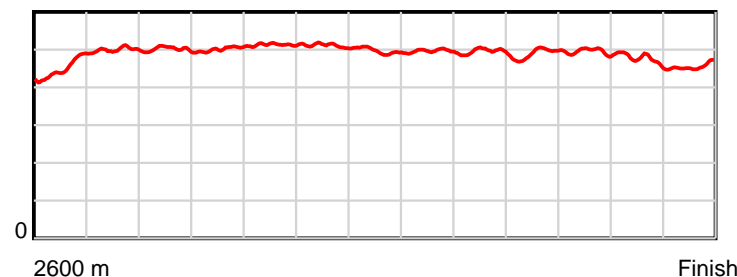
September 27, 2019, Race 3, DUNSTAN HORSE FEEDS MET MEGA SERIES MOBILE PACE, Distance 2600m, Addington - Survey 3200m

Result	TAB no.	Horse (Barrier)	2200m to	2000m to	1800m to	1600m to	1400m to	1200m to	1000m to	800m to	600m to	400m to	200m to	Total or	Margin
2nd	1	On A Roll (1)	2000m	1800m	1600m	1400m	1200m	1000m	800m	600m	400m	200m	WP	Average	
		Position in running (margin)	2(2.0)	3(2.1)	3(2.0)	3(1.9)	3(1.8)	4(2.1)	3(1.9)	4(2.1)	3(1.8)	3(1.6)	3(1.7)		0.50
		Sectional time (s)	16.39	16.00	16.68	16.44	15.44	14.86	15.09	14.81	15.05	14.40	13.70		
		Cumulative time (s)	168.86	152.47	136.47	119.79	103.35	87.91	73.05	57.96	43.15	28.10	13.70	3:19.18	
		Speed (m/s)	12.20	12.50	11.99	12.17	12.95	13.46	13.25	13.50	13.29	13.89	14.60	13.05	
		Stride length (m)	6.11	6.27	6.15	6.21	6.44	6.67	6.57	6.60	6.57	6.60	6.65	6.42	
		Stride duration (s)	0.501	0.501	0.513	0.511	0.497	0.496	0.495	0.489	0.494	0.476	0.456	0.492	
		Stride efficiency (%)	58.42	61.39	59.04	60.29	64.72	69.62	67.38	68.15	67.43	68.12	69.20	64.34	
		Stride count	32.71	31.91	32.54	32.20	31.08	29.96	30.46	30.29	30.45	30.29	30.06	405.20	

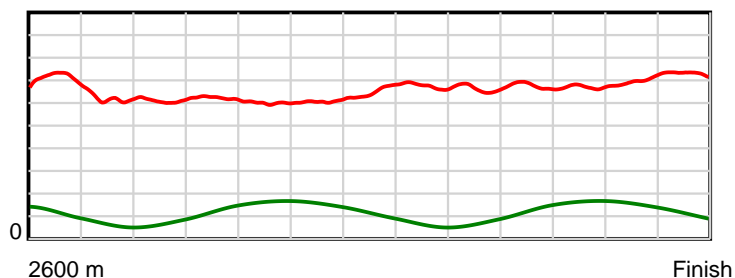
10 m Stride length



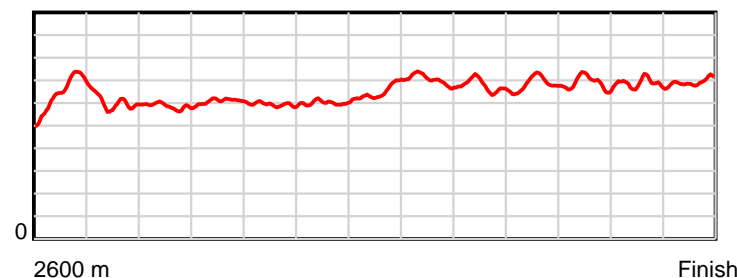
0.6 s Stride duration



20 m/sec Speed



100 % Stride efficiency



Note: Horizontal distance axis grid lines are 200m furlongs.

Disclaimer.

HRNZ and NZMTC and Thoroughbred Ratings Pty Ltd accepts no responsibility for the completeness or accuracy of any of the information contained herein, and makes no representations about its suitability for any particular purpose. Users should make their own judgements about those matters and/or seek independent advice. You assume all risks associated with use of the data provided on this page.



Race Results



September 27, 2019, Race 3, DUNSTAN HORSE FEEDS MET MEGA SERIES MOBILE PACE, Distance 2600m, Addington - Survey 3200m

Result	TAB no.	Horse (Barrier)	2600 to	2400m to
3rd	2	Diamond Party (2)	2400m	2200m
		Position in running (margin)	-	8(6.8)
		Sectional time (s)	15.03	16.37
		Cumulative time (s)	199.52	184.49
		Speed (m/s)	13.31	12.22
		Stride length (m)	6.32	5.99
		Stride duration (s)	0.464	0.491
		Stride efficiency (%)	62.41	56.13
		Stride count	31.65	33.37

Disclaimer.

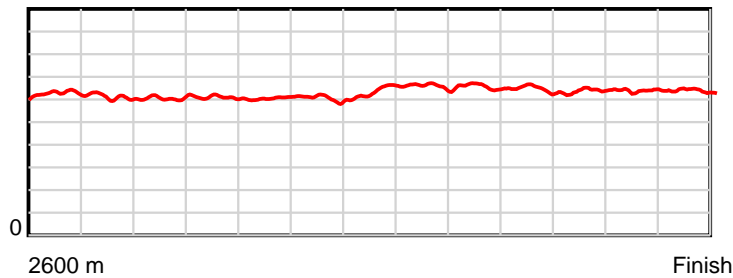
HRNZ and NZMTC and Thoroughbred Ratings Pty Ltd accepts no responsibility for the completeness or accuracy of any of the information contained herein, and makes no representations about its suitability for any particular purpose. Users should make their own judgements about those matters and/or seek independent advice. You assume all risks associated with use of the data provided on this page.

Race Results

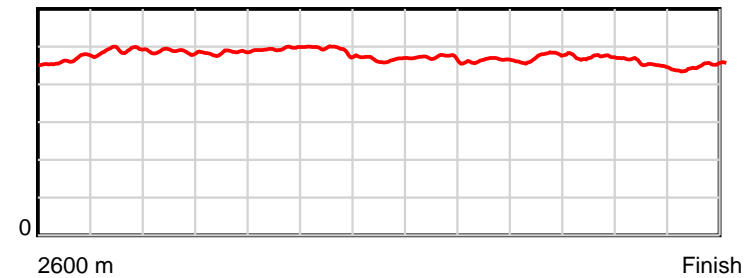
September 27, 2019, Race 3, DUNSTAN HORSE FEEDS MET MEGA SERIES MOBILE PACE, Distance 2600m, Addington - Survey 3200m

Result	TAB no.	Horse (Barrier)	2200m to	2000m to	1800m to	1600m to	1400m to	1200m to	1000m to	800m to	600m to	400m to	200m to	Total or	Margin
3rd	2	Diamond Party (2)	2000m	1800m	1600m	1400m	1200m	1000m	800m	600m	400m	200m	WP	Average	
		Position in running (margin)	8(8.4)	8(8.4)	8(8.1)	8(7.7)	9(7.8)	8(4.3)	6(3.7)	2(1.2)	2(0.7)	2(1.1)	2(1.1)		2.40
		Sectional time (s)	16.37	15.95	16.64	16.48	14.80	14.82	14.62	14.78	15.15	14.40	14.11		
		Cumulative time (s)	168.12	151.75	135.80	119.16	102.68	87.88	73.06	58.44	43.66	28.51	14.11	3:19.52	
		Speed (m/s)	12.22	12.54	12.02	12.14	13.51	13.50	13.68	13.53	13.20	13.89	14.17	13.03	
		Stride length (m)	5.95	6.07	5.94	5.96	6.30	6.35	6.35	6.42	6.22	6.28	6.36	6.19	
		Stride duration (s)	0.487	0.484	0.494	0.491	0.466	0.470	0.464	0.474	0.471	0.452	0.449	0.475	
		Stride efficiency (%)	55.26	57.60	55.16	55.57	62.03	62.99	62.94	64.39	60.44	61.60	63.17	59.84	
		Stride count	33.63	32.94	33.66	33.54	31.74	31.50	31.51	31.16	32.16	31.85	31.46	420.17	

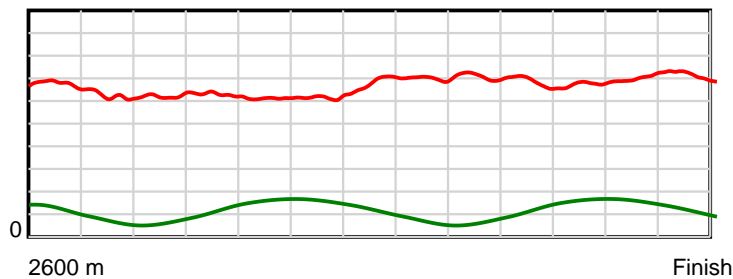
10 m Stride length



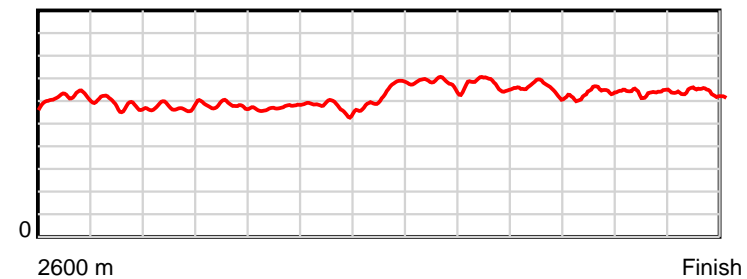
0.6 s Stride duration



20 m/sec Speed



100 % Stride efficiency



Note: Horizontal distance axis grid lines are 200m furlongs.

Disclaimer.

HRNZ and NZMTC and Thoroughbred Ratings Pty Ltd accepts no responsibility for the completeness or accuracy of any of the information contained herein, and makes no representations about its suitability for any particular purpose. Users should make their own judgements about those matters and/or seek independent advice. You assume all risks associated with use of the data provided on this page.



Race Results



September 27, 2019, Race 3, DUNSTAN HORSE FEEDS MET MEGA SERIES MOBILE PACE, Distance 2600m, Addington - Survey 3200m

Result	TAB no.	Horse (Barrier)	2600 to	2400m to
4th	10	Deja Blue (10)	2400m	2200m
		Position in running (margin)	-	4(3.3)
		Sectional time (s)	14.49	16.20
		Cumulative time (s)	199.54	185.05
		Speed (m/s)	13.80	12.35
		Stride length (m)	6.51	6.09
		Stride duration (s)	0.452	0.493
		Stride efficiency (%)	66.32	57.97
		Stride count	30.70	32.84

Disclaimer.

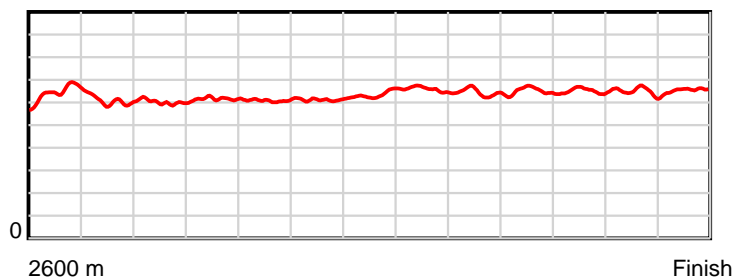
HRNZ and NZMTC and Thoroughbred Ratings Pty Ltd accepts no responsibility for the completeness or accuracy of any of the information contained herein, and makes no representations about its suitability for any particular purpose. Users should make their own judgements about those matters and/or seek independent advice. You assume all risks associated with use of the data provided on this page.

Race Results

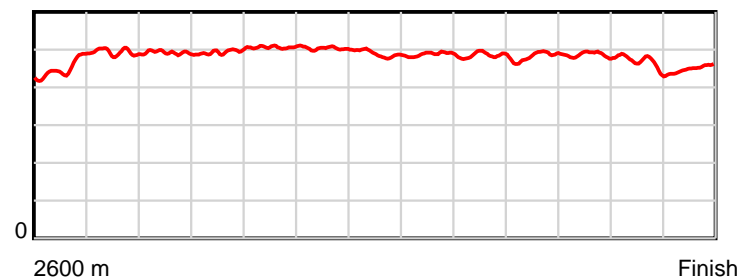
September 27, 2019, Race 3, DUNSTAN HORSE FEEDS MET MEGA SERIES MOBILE PACE, Distance 2600m, Addington - Survey 3200m

Result	TAB no.	Horse (Barrier)	2200m to	2000m to	1800m to	1600m to	1400m to	1200m to	1000m to	800m to	600m to	400m to	200m to	Total or	Margin
4th	10	Deja Blue (10)	2000m	1800m	1600m	1400m	1200m	1000m	800m	600m	400m	200m	WP	Average	
		Position in running (margin)	4(4.0)	5(4.1)	5(4.2)	5(4.1)	5(3.9)	7(3.9)	5(3.6)	6(4.2)	5(3.8)	5(3.9)	5(3.8)		2.60
		Sectional time (s)	16.39	16.04	16.68	16.43	15.39	14.86	15.14	14.81	15.10	14.37	13.64		
		Cumulative time (s)	168.85	152.46	136.42	119.74	103.31	87.92	73.06	57.92	43.11	28.01	13.64	3:19.54	
		Speed (m/s)	12.20	12.47	11.99	12.17	13.00	13.46	13.21	13.50	13.25	13.92	14.66	13.03	
		Stride length (m)	6.00	6.16	6.07	6.12	6.36	6.56	6.41	6.51	6.42	6.50	6.61	6.33	
		Stride duration (s)	0.492	0.494	0.506	0.503	0.489	0.488	0.485	0.482	0.485	0.467	0.451	0.486	
		Stride efficiency (%)	56.26	59.27	57.58	58.60	63.14	67.32	64.14	66.29	64.48	66.02	68.23	62.54	
		Stride count	33.33	32.48	32.95	32.66	31.46	30.47	31.22	30.71	31.14	30.77	30.27	411.00	

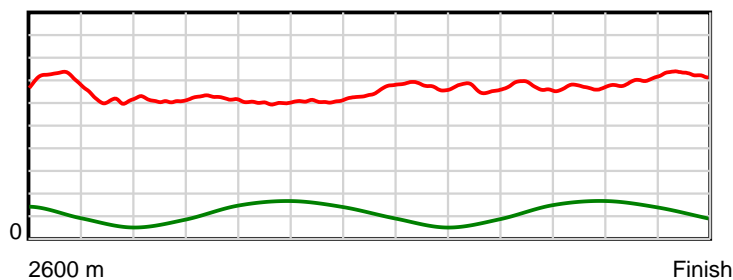
10 m Stride length



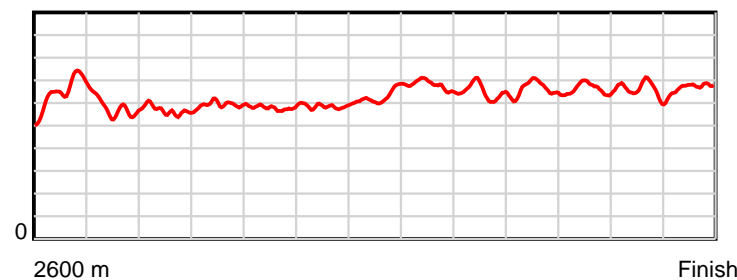
0.6 s Stride duration



20 m/sec Speed



100 % Stride efficiency



Note: Horizontal distance axis grid lines are 200m furlongs.

Disclaimer.

HRNZ and NZMTC and Thoroughbred Ratings Pty Ltd accepts no responsibility for the completeness or accuracy of any of the information contained herein, and makes no representations about its suitability for any particular purpose. Users should make their own judgements about those matters and/or seek independent advice. You assume all risks associated with use of the data provided on this page.



Race Results



September 27, 2019, Race 3, DUNSTAN HORSE FEEDS MET MEGA SERIES MOBILE PACE, Distance 2600m, Addington - Survey 3200m

Result	TAB no.	Horse (Barrier)	2600 to	2400m to
5th	9	A Delightful A... (9)	2400m	2200m
		Position in running (margin)	-	10(8.6)
		Sectional time (s)	15.41	16.94
		Cumulative time (s)	199.55	184.14
		Speed (m/s)	12.98	11.81
		Stride length (m)	6.47	5.86
		Stride duration (s)	0.487	0.496
		Stride efficiency (%)	65.32	53.63
		Stride count	30.93	34.14

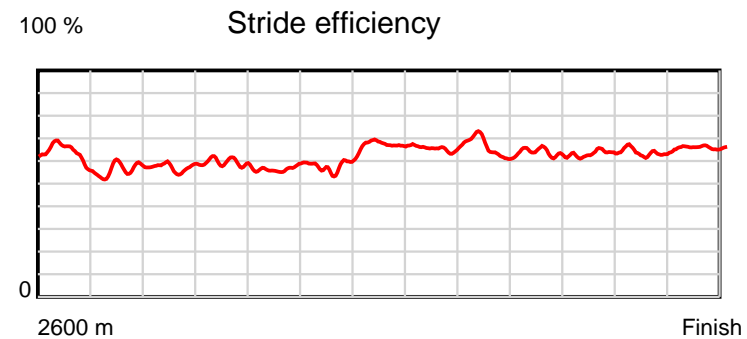
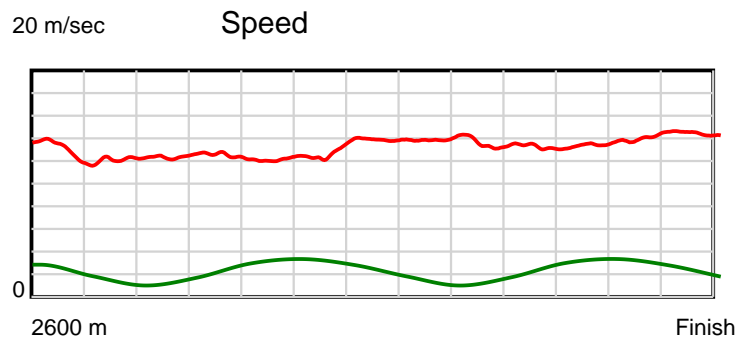
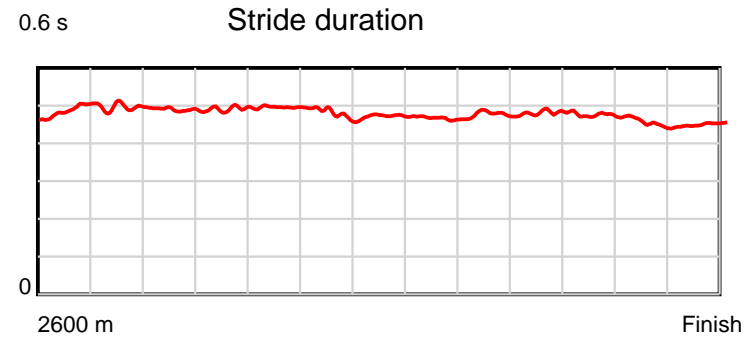
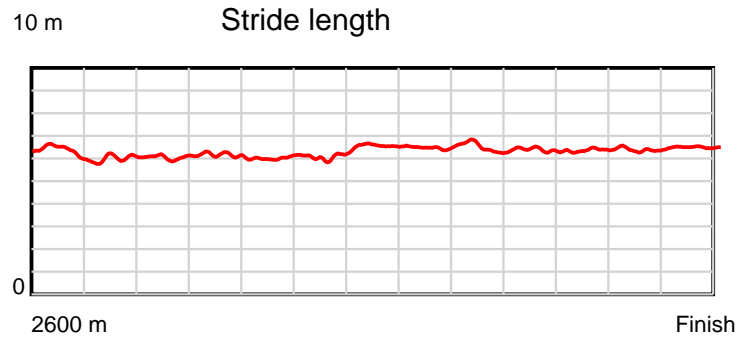
Disclaimer.

HRNZ and NZMTC and Thoroughbred Ratings Pty Ltd accepts no responsibility for the completeness or accuracy of any of the information contained herein, and makes no representations about its suitability for any particular purpose. Users should make their own judgements about those matters and/or seek independent advice. You assume all risks associated with use of the data provided on this page.

Race Results

September 27, 2019, Race 3, DUNSTAN HORSE FEEDS MET MEGA SERIES MOBILE PACE, Distance 2600m, Addington - Survey 3200m

Result	TAB no.	Horse (Barrier)	2200m to	2000m to	1800m to	1600m to	1400m to	1200m to	1000m to	800m to	600m to	400m to	200m to	Total or	Margin
5th	9	A Delightful A... (9)	2000m	1800m	1600m	1400m	1200m	1000m	800m	600m	400m	200m	WP	Average	
		Position in running (margin)	11(13.7)	11(13.7)	11(12.4)	11(12.8)	11(9.3)	5(2.4)	2(1.1)	3(1.3)	4(2.7)	4(3.5)	4(3.2)		2.60
		Sectional time (s)	16.39	15.79	16.77	15.87	14.24	14.70	15.07	15.09	15.22	14.35	13.71		
		Cumulative time (s)	167.20	150.81	135.02	118.25	102.38	88.14	73.44	58.37	43.28	28.06	13.71	3:19.55	
		Speed (m/s)	12.20	12.67	11.93	12.60	14.04	13.61	13.27	13.25	13.14	13.94	14.59	13.03	
		Stride length (m)	5.98	6.23	5.91	6.03	6.64	6.35	6.33	6.40	6.23	6.30	6.58	6.24	
		Stride duration (s)	0.490	0.492	0.496	0.479	0.473	0.466	0.477	0.483	0.474	0.452	0.451	0.479	
		Stride efficiency (%)	55.88	60.56	54.62	56.85	68.99	62.94	62.60	63.91	60.58	62.05	67.68	60.93	
		Stride count	33.45	32.13	33.83	33.16	30.10	31.51	31.60	31.27	32.12	31.74	30.39	416.37	



Note: Horizontal distance axis grid lines are 200m furlongs.

Disclaimer.

HRNZ and NZMTC and Thoroughbred Ratings Pty Ltd accepts no responsibility for the completeness or accuracy of any of the information contained herein, and makes no representations about its suitability for any particular purpose. Users should make their own judgements about those matters and/or seek independent advice. You assume all risks associated with use of the data provided on this page.



Race Results



September 27, 2019, Race 3, DUNSTAN HORSE FEEDS MET MEGA SERIES MOBILE PACE, Distance 2600m, Addington - Survey 3200m

Result	TAB no.	Horse (Barrier)	2600 to	2400m to
6th	8	Yuko (8)	2400m	2200m
		Position in running (margin)	-	12(10.7)
		Sectional time (s)	15.46	16.83
		Cumulative time (s)	199.75	184.29
		Speed (m/s)	12.94	11.88
		Stride length (m)	6.06	5.72
		Stride duration (s)	0.467	0.481
		Stride efficiency (%)	57.31	51.06
		Stride count	33.03	34.99

Disclaimer.

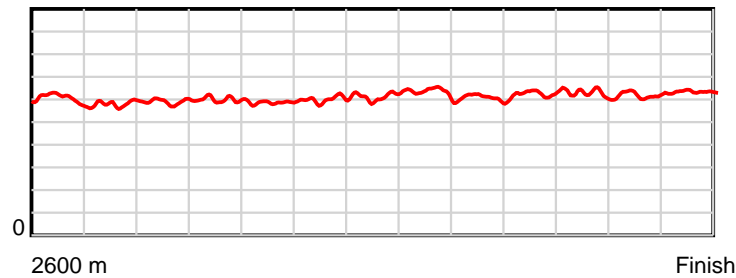
HRNZ and NZMTC and Thoroughbred Ratings Pty Ltd accepts no responsibility for the completeness or accuracy of any of the information contained herein, and makes no representations about its suitability for any particular purpose. Users should make their own judgements about those matters and/or seek independent advice. You assume all risks associated with use of the data provided on this page.

Race Results

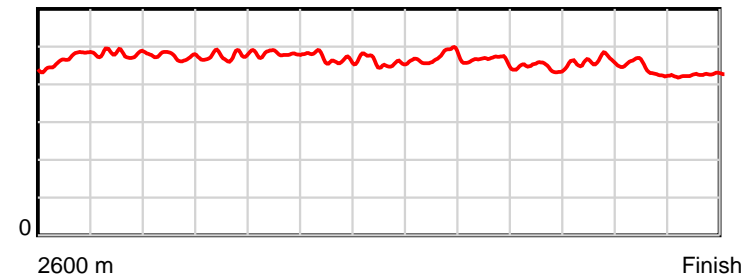
September 27, 2019, Race 3, DUNSTAN HORSE FEEDS MET MEGA SERIES MOBILE PACE, Distance 2600m, Addington - Survey 3200m

Result	TAB no.	Horse (Barrier)	2200m to	2000m to	1800m to	1600m to	1400m to	1200m to	1000m to	800m to	600m to	400m to	200m to	Total or	Margin
6th	8	Yuko (8)	2000m	1800m	1600m	1400m	1200m	1000m	800m	600m	400m	200m	WP	Average	
		Position in running (margin)	12(15.1)	12(15.2)	12(14.4)	12(14.6)	12(10.5)	11(7.9)	12(9.5)	12(12.2)	11(8.6)	10(7.7)	7(6.6)		3.70
		Sectional time (s)	16.38	15.89	16.72	15.80	14.94	15.19	15.49	14.27	14.94	14.21	13.63		
		Cumulative time (s)	167.46	151.08	135.19	118.47	102.67	87.73	72.54	57.05	42.78	27.84	13.63	3:19.75	
		Speed (m/s)	12.21	12.59	11.96	12.66	13.39	13.17	12.91	14.02	13.39	14.07	14.67	13.02	
		Stride length (m)	5.79	5.99	5.75	5.92	6.16	6.21	5.97	6.26	6.16	6.19	6.24	6.03	
		Stride duration (s)	0.474	0.476	0.481	0.468	0.460	0.472	0.462	0.446	0.460	0.440	0.425	0.463	
		Stride efficiency (%)	52.43	56.10	51.72	54.85	59.20	60.35	55.64	61.23	59.26	59.91	60.90	56.76	
		Stride count	34.53	33.38	34.76	33.76	32.49	32.18	33.52	31.95	32.48	32.30	32.04	431.41	

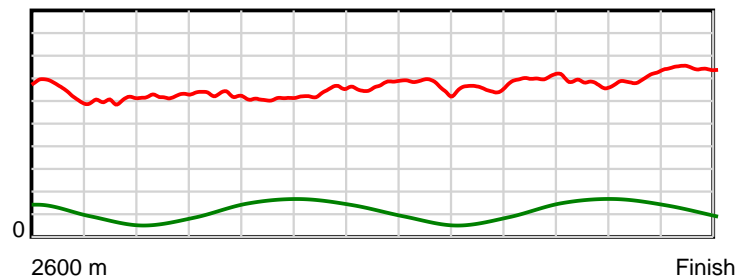
10 m Stride length



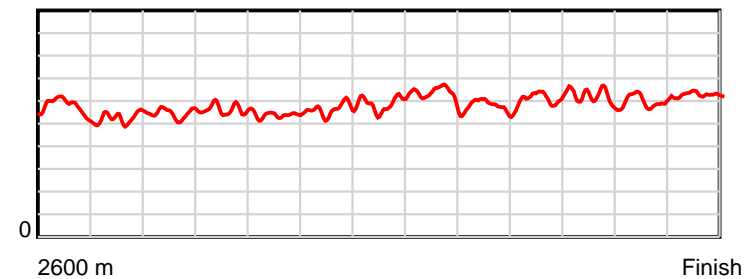
0.6 s Stride duration



20 m/sec Speed



100 % Stride efficiency



Note: Horizontal distance axis grid lines are 200m furlongs.

Disclaimer.

HRNZ and NZMTC and Thoroughbred Ratings Pty Ltd accepts no responsibility for the completeness or accuracy of any of the information contained herein, and makes no representations about its suitability for any particular purpose. Users should make their own judgements about those matters and/or seek independent advice. You assume all risks associated with use of the data provided on this page.



Race Results



September 27, 2019, Race 3, DUNSTAN HORSE FEEDS MET MEGA SERIES MOBILE PACE, Distance 2600m, Addington - Survey 3200m

Result	TAB no.	Horse (Barrier)	2600 to	2400m to
7th	12	Fine By Me (12)	2400m	2200m
		Position in running (margin)	-	11(9.1)
		Sectional time (s)	15.20	16.15
		Cumulative time (s)	200.03	184.83
		Speed (m/s)	13.16	12.38
		Stride length (m)	6.59	6.14
		Stride duration (s)	0.488	0.496
		Stride efficiency (%)	67.95	58.85
		Stride count	30.33	32.59

Disclaimer.

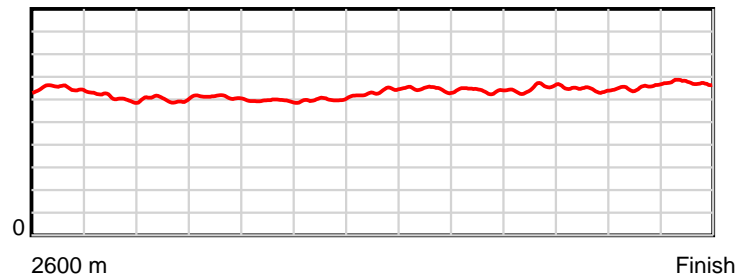
HRNZ and NZMTC and Thoroughbred Ratings Pty Ltd accepts no responsibility for the completeness or accuracy of any of the information contained herein, and makes no representations about its suitability for any particular purpose. Users should make their own judgements about those matters and/or seek independent advice. You assume all risks associated with use of the data provided on this page.

Race Results

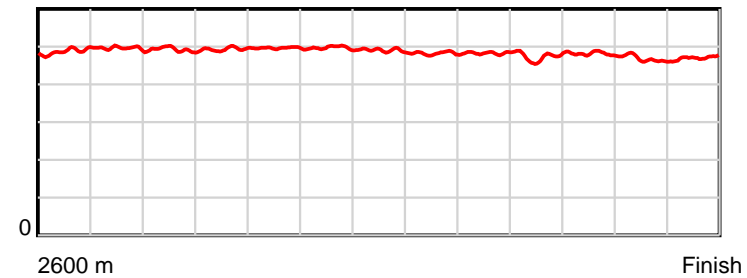
September 27, 2019, Race 3, DUNSTAN HORSE FEEDS MET MEGA SERIES MOBILE PACE, Distance 2600m, Addington - Survey 3200m

Result	TAB no.	Horse (Barrier)	2200m to	2000m to	1800m to	1600m to	1400m to	1200m to	1000m to	800m to	600m to	400m to	200m to	Total or	Margin
7th	12	Fine By Me (12)	2000m	1800m	1600m	1400m	1200m	1000m	800m	600m	400m	200m	WP	Average	
		Position in running (margin)	9(9.4)	9(9.0)	9(9.1)	9(8.7)	10(8.3)	12(8.6)	11(8.4)	10(8.5)	9(6.4)	9(5.7)	6(5.5)		5.20
		Sectional time (s)	16.30	16.03	16.63	16.40	15.44	14.87	15.06	14.53	14.97	14.35	14.10		
		Cumulative time (s)	168.68	152.38	136.35	119.72	103.32	87.88	73.01	57.95	43.42	28.45	14.10	3:20.03	
		Speed (m/s)	12.27	12.48	12.03	12.20	12.95	13.45	13.28	13.76	13.36	13.94	14.18	13.00	
		Stride length (m)	6.04	6.16	5.97	6.06	6.36	6.48	6.41	6.53	6.43	6.52	6.69	6.33	
		Stride duration (s)	0.492	0.494	0.496	0.497	0.491	0.482	0.483	0.474	0.481	0.468	0.472	0.487	
		Stride efficiency (%)	57.05	59.22	55.66	57.37	63.12	65.66	64.28	66.54	64.56	66.41	69.89	62.57	
		Stride count	33.10	32.49	33.51	33.01	31.47	30.86	31.18	30.65	31.12	30.68	29.91	410.90	

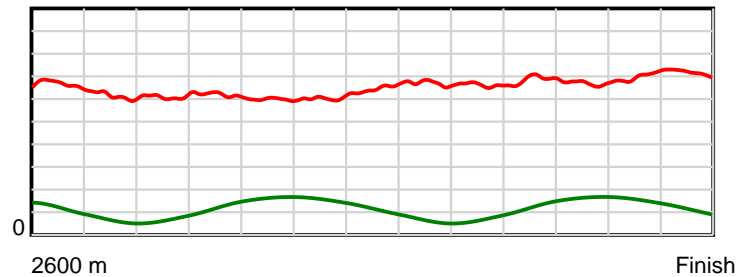
10 m Stride length



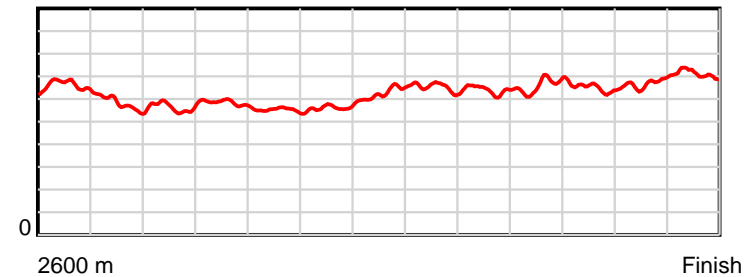
0.6 s Stride duration



20 m/sec Speed



100 % Stride efficiency



Note: Horizontal distance axis grid lines are 200m furlongs.

Disclaimer.

HRNZ and NZMTC and Thoroughbred Ratings Pty Ltd accepts no responsibility for the completeness or accuracy of any of the information contained herein, and makes no representations about its suitability for any particular purpose. Users should make their own judgements about those matters and/or seek independent advice. You assume all risks associated with use of the data provided on this page.



Race Results



September 27, 2019, Race 3, DUNSTAN HORSE FEEDS MET MEGA SERIES MOBILE PACE, Distance 2600m, Addington - Survey 3200m

Result	TAB no.	Horse (Barrier)	2600 to	2400m to
8th	11	Held To Ransom (11)	2400m	2200m
		Position in running (margin)	-	7(5.7)
		Sectional time (s)	14.82	16.17
		Cumulative time (s)	200.66	185.84
		Speed (m/s)	13.49	12.37
		Stride length (m)	6.31	5.83
		Stride duration (s)	0.447	0.472
		Stride efficiency (%)	62.26	53.13
		Stride count	31.69	34.30

Disclaimer.

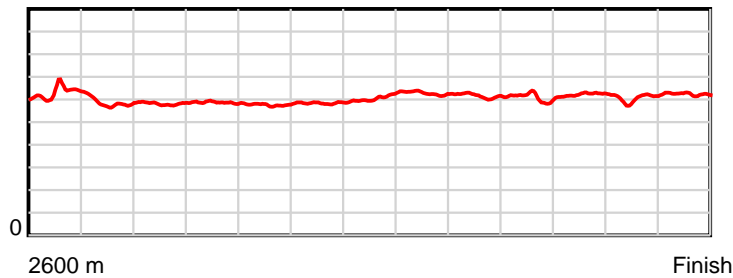
HRNZ and NZMTC and Thoroughbred Ratings Pty Ltd accepts no responsibility for the completeness or accuracy of any of the information contained herein, and makes no representations about its suitability for any particular purpose. Users should make their own judgements about those matters and/or seek independent advice. You assume all risks associated with use of the data provided on this page.

Race Results

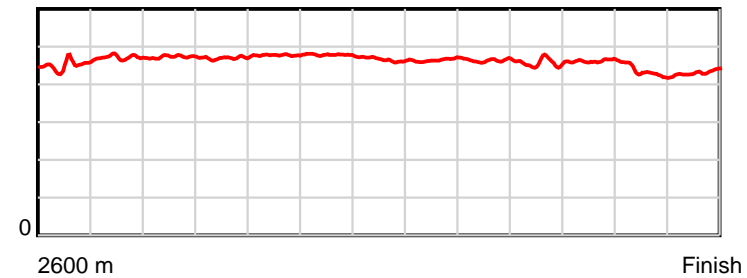
September 27, 2019, Race 3, DUNSTAN HORSE FEEDS MET MEGA SERIES MOBILE PACE, Distance 2600m, Addington - Survey 3200m

Result	TAB no.	Horse (Barrier)	2200m to	2000m to	1800m to	1600m to	1400m to	1200m to	1000m to	800m to	600m to	400m to	200m to	Total or	Margin
8th	11	Held To Ransom (11)	2000m	1800m	1600m	1400m	1200m	1000m	800m	600m	400m	200m	WP	Average	
		Position in running (margin)	6(6.2)	7(6.0)	7(6.2)	7(6.3)	7(5.9)	10(5.7)	8(5.6)	7(6.2)	10(7.0)	11(7.8)	10(9.5)		8.70
		Sectional time (s)	16.34	16.05	16.72	16.40	15.35	14.88	15.15	15.00	15.22	14.68	13.88		
		Cumulative time (s)	169.67	153.33	137.28	120.56	104.16	88.81	73.93	58.78	43.78	28.56	13.88	3:20.66	
		Speed (m/s)	12.24	12.46	11.96	12.20	13.03	13.44	13.20	13.33	13.14	13.62	14.41	12.96	
		Stride length (m)	5.79	5.85	5.71	5.83	6.07	6.24	6.12	6.10	6.06	5.90	6.23	6.00	
		Stride duration (s)	0.473	0.470	0.477	0.478	0.466	0.465	0.463	0.457	0.461	0.433	0.433	0.463	
		Stride efficiency (%)	52.32	53.48	50.93	53.17	57.50	60.90	58.49	58.13	57.45	54.37	60.69	56.20	
		Stride count	34.57	34.19	35.03	34.29	32.97	32.04	32.69	32.79	32.98	33.91	32.09	433.54	

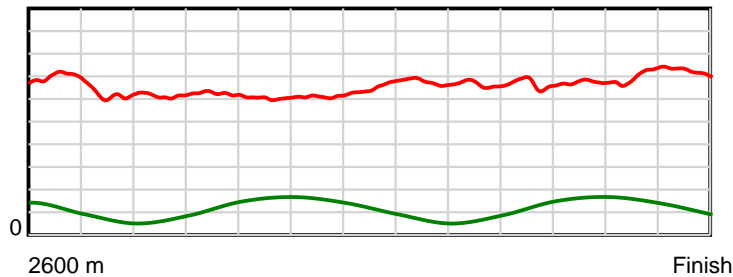
10 m Stride length



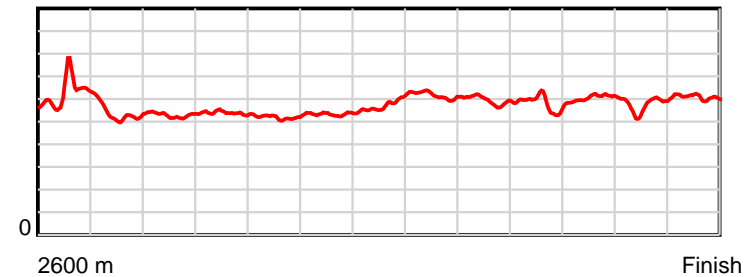
0.6 s Stride duration



20 m/sec Speed



100 % Stride efficiency



Note: Horizontal distance axis grid lines are 200m furlongs.

Disclaimer.

HRNZ and NZMTC and Thoroughbred Ratings Pty Ltd accepts no responsibility for the completeness or accuracy of any of the information contained herein, and makes no representations about its suitability for any particular purpose. Users should make their own judgements about those matters and/or seek independent advice. You assume all risks associated with use of the data provided on this page.



Race Results



September 27, 2019, Race 3, DUNSTAN HORSE FEEDS MET MEGA SERIES MOBILE PACE, Distance 2600m, Addington - Survey 3200m

Result	TAB no.	Horse (Barrier)	2600 to	2400m to
9th	3	Iron Woman (3)	2400m	2200m
		Position in running (margin)	-	6(4.3)
		Sectional time (s)	14.55	16.45
		Cumulative time (s)	200.86	186.31
		Speed (m/s)	13.74	12.16
		Stride length (m)	5.96	5.54
		Stride duration (s)	0.429	0.456
		Stride efficiency (%)	55.55	48.01
		Stride count	33.54	36.08

Disclaimer.

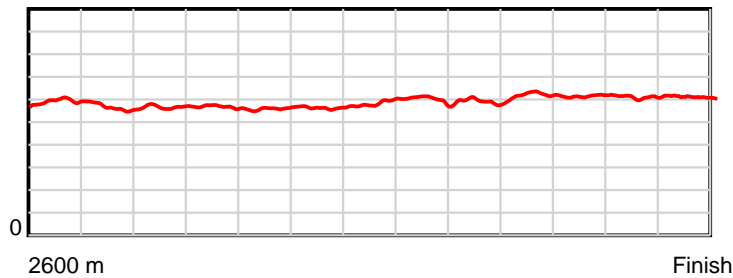
HRNZ and NZMTC and Thoroughbred Ratings Pty Ltd accepts no responsibility for the completeness or accuracy of any of the information contained herein, and makes no representations about its suitability for any particular purpose. Users should make their own judgements about those matters and/or seek independent advice. You assume all risks associated with use of the data provided on this page.

Race Results

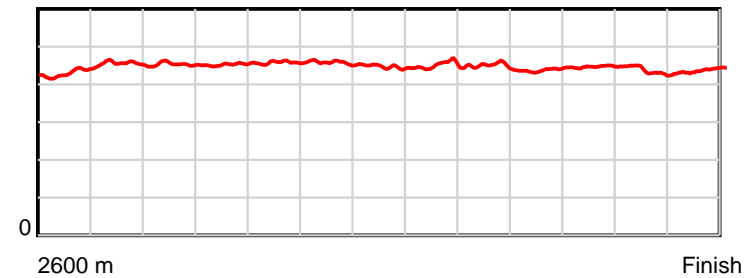
September 27, 2019, Race 3, DUNSTAN HORSE FEEDS MET MEGA SERIES MOBILE PACE, Distance 2600m, Addington - Survey 3200m

Result	TAB no.	Horse (Barrier)	2200m to	2000m to	1800m to	1600m to	1400m to	1200m to	1000m to	800m to	600m to	400m to	200m to	Total or	Margin
9th	3	Iron Woman (3)	2000m	1800m	1600m	1400m	1200m	1000m	800m	600m	400m	200m	WP	Average	
		Position in running (margin)	7(6.4)	6(5.8)	6(5.8)	6(5.3)	6(5.3)	9(5.5)	10(7.7)	11(10.4)	8(5.7)	8(5.7)	8(7.7)		9.90
		Sectional time (s)	16.27	16.00	16.62	16.47	15.41	15.27	15.49	14.10	15.09	14.72	14.42		
		Cumulative time (s)	169.86	153.59	137.59	120.97	104.50	89.09	73.82	58.33	44.23	29.14	14.42	3:20.86	
		Speed (m/s)	12.29	12.50	12.03	12.14	12.98	13.10	12.91	14.18	13.25	13.59	13.87	12.94	
		Stride length (m)	5.57	5.65	5.51	5.56	5.80	5.90	5.81	6.21	5.92	5.91	6.07	5.79	
		Stride duration (s)	0.453	0.452	0.458	0.458	0.447	0.450	0.450	0.438	0.447	0.435	0.437	0.448	
		Stride efficiency (%)	48.45	49.92	47.39	48.38	52.63	54.30	52.79	60.32	54.75	54.67	57.54	52.46	
		Stride count	35.92	35.39	36.32	35.95	34.46	33.93	34.41	32.19	33.79	33.81	32.96	448.75	

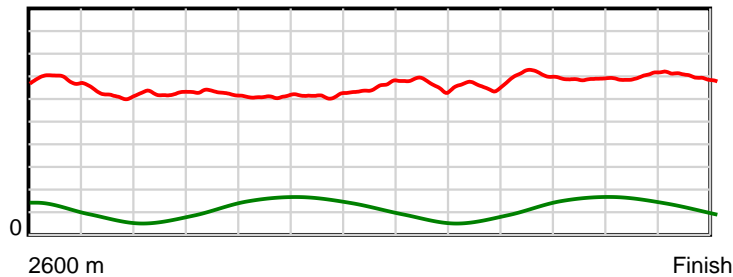
10 m Stride length



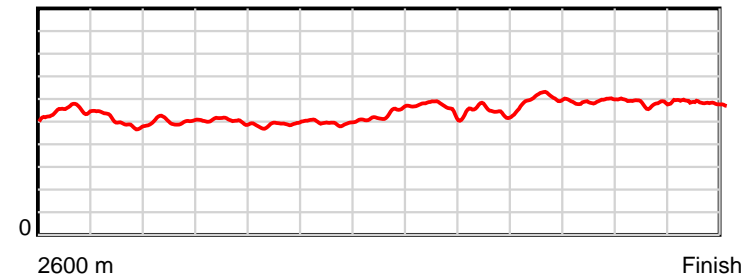
0.6 s Stride duration



20 m/sec Speed



100 % Stride efficiency



Note: Horizontal distance axis grid lines are 200m furlongs.

Disclaimer.

HRNZ and NZMTC and Thoroughbred Ratings Pty Ltd accepts no responsibility for the completeness or accuracy of any of the information contained herein, and makes no representations about its suitability for any particular purpose. Users should make their own judgements about those matters and/or seek independent advice. You assume all risks associated with use of the data provided on this page.



Race Results



September 27, 2019, Race 3, DUNSTAN HORSE FEEDS MET MEGA SERIES MOBILE PACE, Distance 2600m, Addington - Survey 3200m

Result	TAB no.	Horse (Barrier)	2600 to	2400m to
10th	5	Don't Tell Ang... (5)	2400m	2200m
		Position in running (margin)	-	3(2.3)
		Sectional time (s)	13.98	16.40
		Cumulative time (s)	201.54	187.56
		Speed (m/s)	14.31	12.20
		Stride length (m)	6.62	6.01
		Stride duration (s)	0.465	0.493
		Stride efficiency (%)	68.40	56.42
		Stride count	30.23	33.28

Disclaimer.

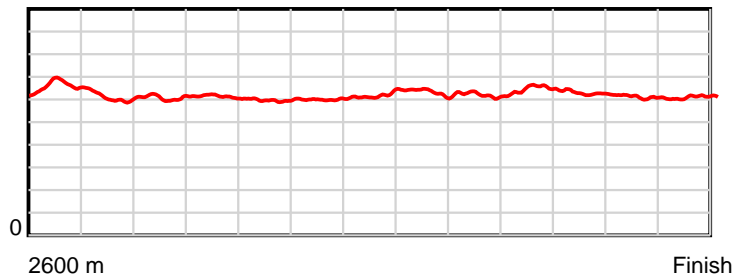
HRNZ and NZMTC and Thoroughbred Ratings Pty Ltd accepts no responsibility for the completeness or accuracy of any of the information contained herein, and makes no representations about its suitability for any particular purpose. Users should make their own judgements about those matters and/or seek independent advice. You assume all risks associated with use of the data provided on this page.

Race Results

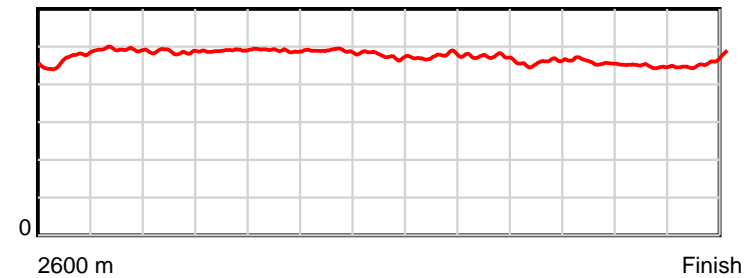
September 27, 2019, Race 3, DUNSTAN HORSE FEEDS MET MEGA SERIES MOBILE PACE, Distance 2600m, Addington - Survey 3200m

Result	TAB no.	Horse (Barrier)	2200m to	2000m to	1800m to	1600m to	1400m to	1200m to	1000m to	800m to	600m to	400m to	200m to	Total or	Margin
10th	5	Don't Tell Ang... (5)	2000m	1800m	1600m	1400m	1200m	1000m	800m	600m	400m	200m	WP	Average	
		Position in running (margin)	5(4.2)	4(4.0)	4(3.7)	4(3.6)	4(3.8)	6(3.8)	9(5.8)	9(8.2)	6(3.9)	6(4.1)	9(8.2)		13.70
		Sectional time (s)	16.34	15.96	16.69	16.51	15.38	15.24	15.43	14.16	15.11	15.09	15.25		
		Cumulative time (s)	171.16	154.82	138.86	122.17	105.66	90.28	75.04	59.61	45.45	30.34	15.25	3:21.54	
		Speed (m/s)	12.24	12.53	11.98	12.11	13.00	13.12	12.96	14.12	13.24	13.25	13.11	12.90	
		Stride length (m)	5.94	6.13	5.88	5.92	6.21	6.23	6.13	6.48	6.07	5.94	6.03	6.11	
		Stride duration (s)	0.486	0.489	0.490	0.488	0.477	0.474	0.473	0.459	0.458	0.448	0.460	0.474	
		Stride efficiency (%)	55.22	58.71	53.98	54.69	60.19	60.57	58.73	65.53	57.49	55.11	56.86	58.41	
		Stride count	33.64	32.63	34.03	33.81	32.23	32.12	32.62	30.88	32.97	33.68	33.16	425.28	

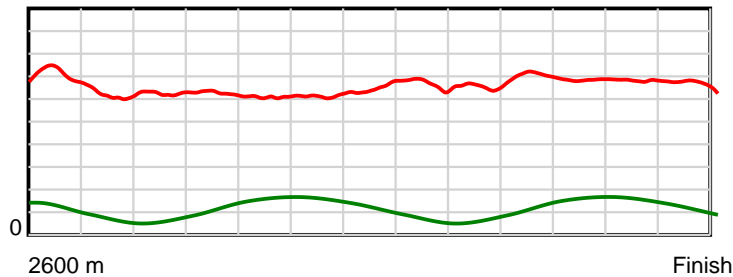
10 m Stride length



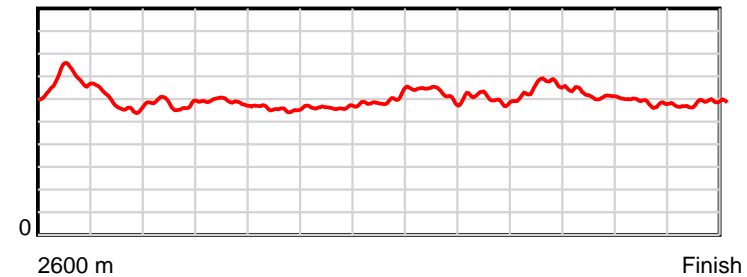
0.6 s Stride duration



20 m/sec Speed



100 % Stride efficiency



Note: Horizontal distance axis grid lines are 200m furlongs.

Disclaimer.

HRNZ and NZMTC and Thoroughbred Ratings Pty Ltd accepts no responsibility for the completeness or accuracy of any of the information contained herein, and makes no representations about its suitability for any particular purpose. Users should make their own judgements about those matters and/or seek independent advice. You assume all risks associated with use of the data provided on this page.



Race Results



September 27, 2019, Race 3, DUNSTAN HORSE FEEDS MET MEGA SERIES MOBILE PACE, Distance 2600m, Addington - Survey 3200m

Result	TAB no.	Horse (Barrier)	2600 to	2400m to
11th	4	Deanne Panya (4)	2400m	2200m
		Position in running (margin)	-	9(7.8)
		Sectional time (s)	15.14	16.58
		Cumulative time (s)	203.60	188.46
		Speed (m/s)	13.21	12.06
		Stride length (m)	5.68	5.34
		Stride duration (s)	0.426	0.443
		Stride efficiency (%)	50.37	44.56
		Stride count	35.23	37.45

Disclaimer.

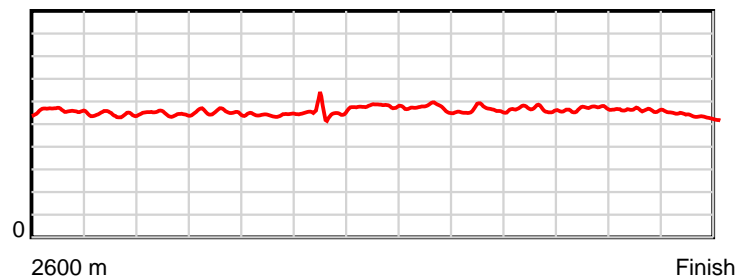
HRNZ and NZMTC and Thoroughbred Ratings Pty Ltd accepts no responsibility for the completeness or accuracy of any of the information contained herein, and makes no representations about its suitability for any particular purpose. Users should make their own judgements about those matters and/or seek independent advice. You assume all risks associated with use of the data provided on this page.

Race Results

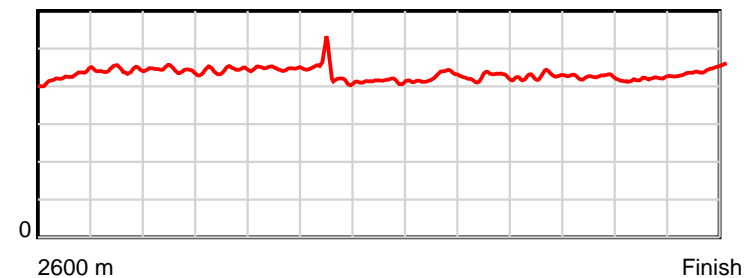
September 27, 2019, Race 3, DUNSTAN HORSE FEEDS MET MEGA SERIES MOBILE PACE, Distance 2600m, Addington - Survey 3200m

Result	TAB no.	Horse (Barrier)	2200m to	2000m to	1800m to	1600m to	1400m to	1200m to	1000m to	800m to	600m to	400m to	200m to	Total or	Margin
11th	4	Deanne Panya (4)	2000m	1800m	1600m	1400m	1200m	1000m	800m	600m	400m	200m	WP	Average	
		Position in running (margin)	10(10.7)	10(10.7)	10(10.2)	10(9.9)	8(6.9)	1(0.0)	4(2.0)	5(3.5)	7(4.9)	7(5.4)	11(10.5)		25.10
		Sectional time (s)	16.38	15.92	16.66	15.96	14.24	15.23	15.30	15.10	15.17	15.24	16.68		
		Cumulative time (s)	171.88	155.50	139.58	122.92	106.96	92.72	77.49	62.19	47.09	31.92	16.68	3:23.60	
		Speed (m/s)	12.21	12.56	12.00	12.53	14.04	13.13	13.07	13.25	13.18	13.12	11.99	12.77	
		Stride length (m)	5.41	5.57	5.38	5.42	5.81	5.59	5.56	5.66	5.59	5.52	5.32	5.52	
		Stride duration (s)	0.443	0.444	0.448	0.433	0.413	0.426	0.425	0.427	0.424	0.420	0.444	0.432	
		Stride efficiency (%)	45.78	48.56	45.18	45.97	52.69	48.79	48.23	50.06	48.85	47.53	44.29	47.67	
		Stride count	36.95	35.88	37.20	36.88	34.44	35.79	36.00	35.34	35.77	36.26	37.57	470.76	

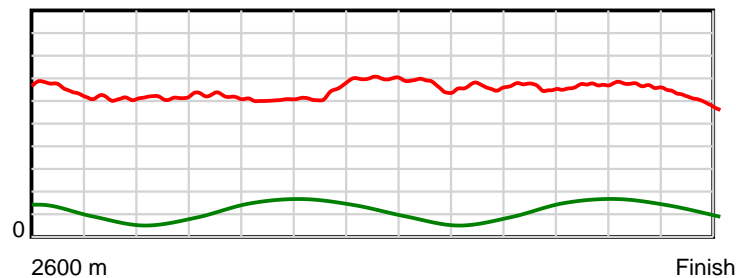
10 m Stride length



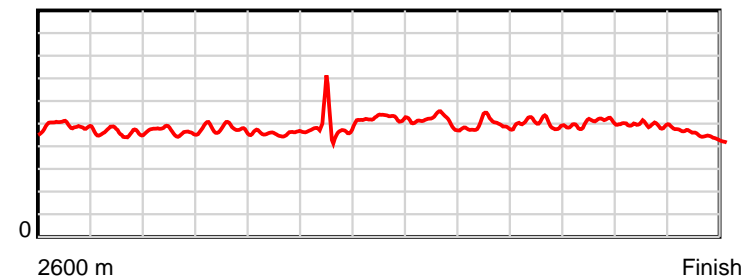
0.6 s Stride duration



20 m/sec Speed



100 % Stride efficiency



Note: Horizontal distance axis grid lines are 200m furlongs.

Disclaimer.

HRNZ and NZMTC and Thoroughbred Ratings Pty Ltd accepts no responsibility for the completeness or accuracy of any of the information contained herein, and makes no representations about its suitability for any particular purpose. Users should make their own judgements about those matters and/or seek independent advice. You assume all risks associated with use of the data provided on this page.



Race Results



September 27, 2019, Race 3, DUNSTAN HORSE FEEDS MET MEGA SERIES MOBILE PACE, Distance 2600m, Addington - Survey 3200m

Result	TAB no.	Horse (Barrier)	2600 to	2400m to
12th	7	Vera Stanhope (7)	2400m	2200m
		Position in running (margin)	-	5(3.6)
		Sectional time (s)	19.39	15.85
		Cumulative time (s)	215.55	196.16
		Speed (m/s)	10.31	12.62
		Stride length (m)	5.99	5.52
		Stride duration (s)	0.428	0.437
		Stride efficiency (%)	56.03	47.54
		Stride count	33.40	36.26

Disclaimer.

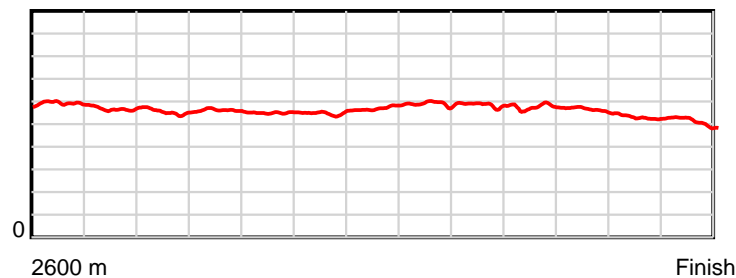
HRNZ and NZMTC and Thoroughbred Ratings Pty Ltd accepts no responsibility for the completeness or accuracy of any of the information contained herein, and makes no representations about its suitability for any particular purpose. Users should make their own judgements about those matters and/or seek independent advice. You assume all risks associated with use of the data provided on this page.

Race Results

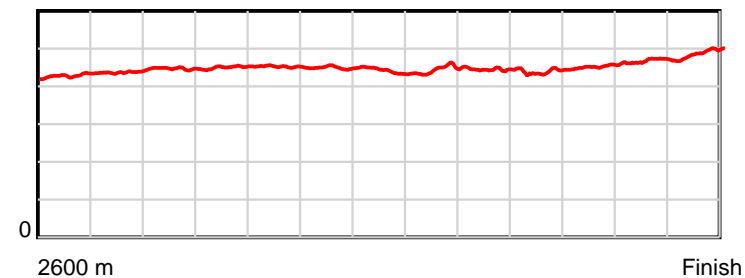
September 27, 2019, Race 3, DUNSTAN HORSE FEEDS MET MEGA SERIES MOBILE PACE, Distance 2600m, Addington - Survey 3200m

Result	TAB no.	Horse (Barrier)	2200m to	2000m to	1800m to	1600m to	1400m to	1200m to	1000m to	800m to	600m to	400m to	200m to	Total or	Margin
12th	7	Vera Stanhope (7)	2000m	1800m	1600m	1400m	1200m	1000m	800m	600m	400m	200m	WP	Average	
		Position in running (margin)	3(2.2)	2(1.3)	2(1.5)	2(1.4)	2(1.6)	3(1.4)	7(4.0)	8(6.3)	12(8.8)	12(16.2)	12(36.5)		55.10
		Sectional time (s)	16.23	16.06	16.67	16.51	15.36	15.33	15.43	15.29	16.31	17.77	19.35		
		Cumulative time (s)	180.31	164.08	148.02	131.35	114.84	99.48	84.15	68.72	53.43	37.12	19.35	3:35.55	
		Speed (m/s)	12.32	12.45	12.00	12.11	13.02	13.05	12.96	13.08	12.26	11.25	10.34	12.06	
		Stride length (m)	5.51	5.61	5.43	5.44	5.75	5.80	5.76	5.73	5.55	5.27	5.06	5.56	
		Stride duration (s)	0.447	0.450	0.452	0.449	0.442	0.445	0.445	0.438	0.453	0.468	0.489	0.461	
		Stride efficiency (%)	47.53	49.12	46.02	46.26	51.69	52.61	51.90	51.26	48.18	43.37	40.01	48.32	
		Stride count	36.26	35.67	36.85	36.76	34.77	34.47	34.70	34.92	36.02	37.97	39.53	467.58	

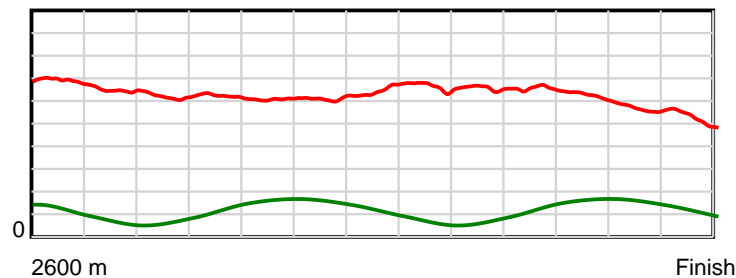
10 m Stride length



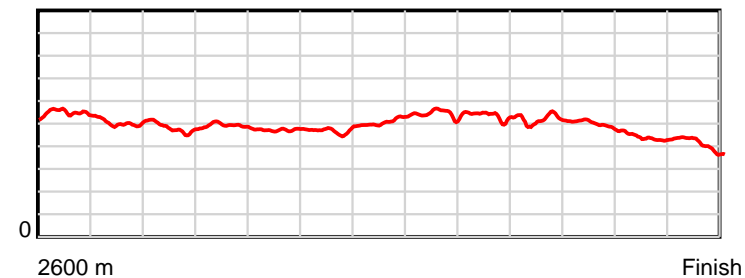
0.6 s Stride duration



20 m/sec Speed



100 % Stride efficiency



Note: Horizontal distance axis grid lines are 200m furlongs.

Disclaimer.

HRNZ and NZMTC and Thoroughbred Ratings Pty Ltd accepts no responsibility for the completeness or accuracy of any of the information contained herein, and makes no representations about its suitability for any particular purpose. Users should make their own judgements about those matters and/or seek independent advice. You assume all risks associated with use of the data provided on this page.