



Race Results

NZ Metropolitan Trotting Club Inc, HRNZ, September 27, 2019

Compilation date: September 27, 2019, 7:10:10 PM (NZST)

Copyright © 2019 HRNZ and NZMTC. All rights reserved.

Trademarks.

StrideMASTER is a registered trademark of Thoroughbred Ratings Pty Ltd.

Disclaimer.

HRNZ and NZMTC and Thoroughbred Ratings Pty Ltd accepts no responsibility for the completeness or accuracy of any of the information contained herein, and makes no representations about its suitability for any particular purpose. Users should make their own judgements about those matters and/or seek independent advice. You assume all risks associated with use of the data provided on this page.



Race Results



September 27, 2019, Race 4, HYDROFLOW HANDICAP TROT, Distance 2600m, Addington - Survey 3200m

Result	TAB no.	Horse (Barrier)	2600 to	2400m to
1st	10	Idle Moose (11)	2400m	2200m
		Position in running (margin)	-	6(6.2)
		Sectional time (s)	18.15	16.31
		Cumulative time (s)	203.63	185.48
		Speed (m/s)	11.02	12.26
		Stride length (m)	5.85	6.04
		Stride duration (s)	0.478	0.493
		Stride efficiency (%)	53.45	57.03
		Stride count	34.20	33.11

Disclaimer.

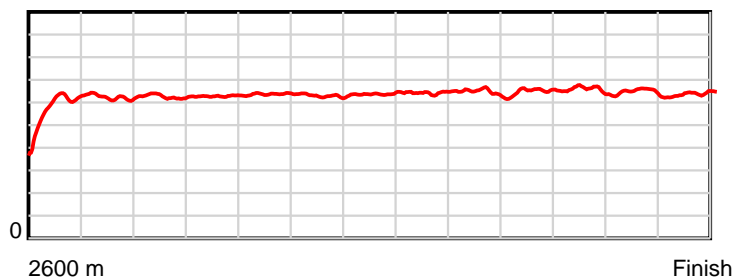
HRNZ and NZMTC and Thoroughbred Ratings Pty Ltd accepts no responsibility for the completeness or accuracy of any of the information contained herein, and makes no representations about its suitability for any particular purpose. Users should make their own judgements about those matters and/or seek independent advice. You assume all risks associated with use of the data provided on this page.

Race Results

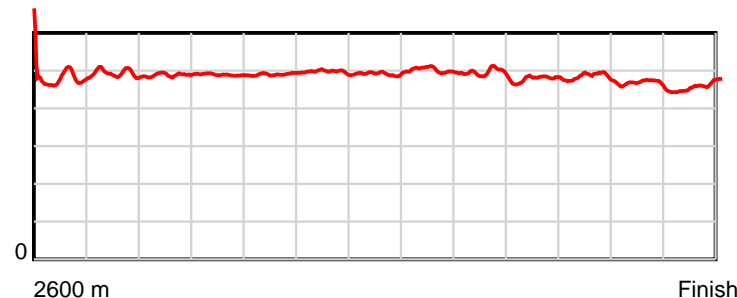
September 27, 2019, Race 4, HYDROFLOW HANDICAP TROT, Distance 2600m, Addington - Survey 3200m

Result	TAB no.	Horse (Barrier)	2200m to	2000m to	1800m to	1600m to	1400m to	1200m to	1000m to	800m to	600m to	400m to	200m to	Total or	Margin
1st	10	Idle Moose (11)	2000m	1800m	1600m	1400m	1200m	1000m	800m	600m	400m	200m	WP	Average	
		Position in running (margin)	5(9.5)	5(8.9)	5(9.9)	5(8.2)	4(6.5)	4(4.0)	7(5.1)	8(5.8)	7(4.4)	6(4.8)	3(1.8)		0.00
		Sectional time (s)	15.97	15.57	15.72	16.02	15.44	15.86	15.54	14.67	15.11	14.70	14.57		
		Cumulative time (s)	169.17	153.20	137.63	121.91	105.89	90.45	74.59	59.05	44.38	29.27	14.57	3:23.63	
		Speed (m/s)	12.52	12.85	12.72	12.48	12.95	12.61	12.87	13.63	13.24	13.61	13.73	12.77	
		Stride length (m)	6.12	6.28	6.24	6.21	6.36	6.33	6.33	6.52	6.36	6.31	6.34	6.25	
		Stride duration (s)	0.489	0.489	0.490	0.497	0.491	0.502	0.491	0.479	0.481	0.464	0.462	0.489	
		Stride efficiency (%)	58.46	61.67	60.85	60.17	63.30	62.62	62.53	66.49	63.29	62.25	62.83	61.02	
		Stride count	32.70	31.84	32.05	32.23	31.42	31.59	31.62	30.66	31.43	31.69	31.54	416.08	

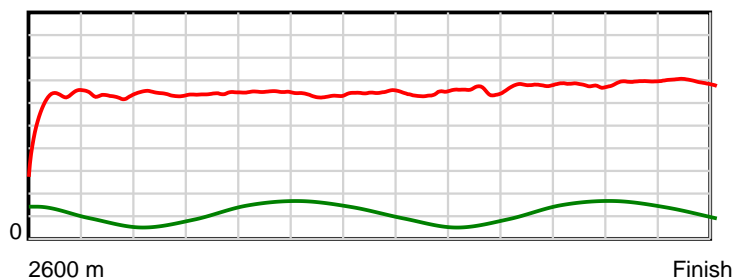
10 m Stride length



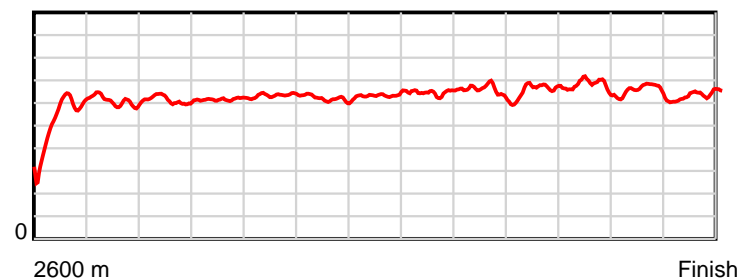
0.6 s Stride duration



20 m/sec Speed



100 % Stride efficiency



Note: Horizontal distance axis grid lines are 200m furlongs.

Disclaimer.

HRNZ and NZMTC and Thoroughbred Ratings Pty Ltd accepts no responsibility for the completeness or accuracy of any of the information contained herein, and makes no representations about its suitability for any particular purpose. Users should make their own judgements about those matters and/or seek independent advice. You assume all risks associated with use of the data provided on this page.



Race Results



September 27, 2019, Race 4, HYDROFLOW HANDICAP TROT, Distance 2600m, Addington - Survey 3200m

Result	TAB no.	Horse (Barrier)	2600 to	2400m to
2nd	8	Easy Pickings (7)	2400m	2200m
		Position in running (margin)	-	9(9.9)
		Sectional time (s)	19.01	16.63
		Cumulative time (s)	203.78	184.77
		Speed (m/s)	10.52	12.03
		Stride length (m)	5.32	5.41
		Stride duration (s)	0.444	0.450
		Stride efficiency (%)	44.22	45.68
		Stride count	37.60	36.99

Disclaimer.

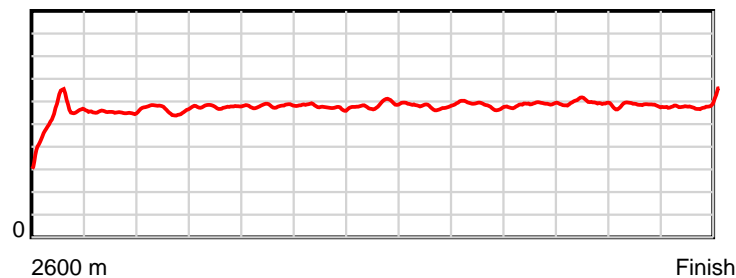
HRNZ and NZMTC and Thoroughbred Ratings Pty Ltd accepts no responsibility for the completeness or accuracy of any of the information contained herein, and makes no representations about its suitability for any particular purpose. Users should make their own judgements about those matters and/or seek independent advice. You assume all risks associated with use of the data provided on this page.

Race Results

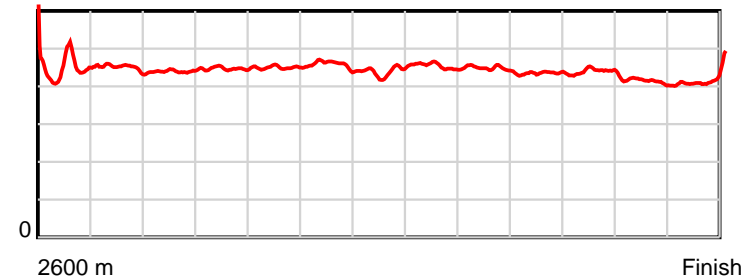
September 27, 2019, Race 4, HYDROFLOW HANDICAP TROT, Distance 2600m, Addington - Survey 3200m

Result	TAB no.	Horse (Barrier)	2200m to	2000m to	1800m to	1600m to	1400m to	1200m to	1000m to	800m to	600m to	400m to	200m to	Total or	Margin
2nd	8	Easy Pickings (7)	2000m	1800m	1600m	1400m	1200m	1000m	800m	600m	400m	200m	WP	Average	
		Position in running (margin)	8(15.1)	8(13.5)	8(14.1)	8(12.5)	8(10.7)	7(5.9)	9(7.0)	11(7.8)	9(6.4)	9(7.0)	5(2.7)		0.80
		Sectional time (s)	15.80	15.51	15.74	16.00	15.06	15.85	15.55	14.69	15.15	14.49	14.30		
		Cumulative time (s)	168.14	152.34	136.83	121.09	105.09	90.03	74.18	58.63	43.94	28.79	14.30	3:23.78	
		Speed (m/s)	12.66	12.89	12.71	12.50	13.28	12.62	12.86	13.61	13.20	13.80	13.99	12.76	
		Stride length (m)	5.57	5.76	5.72	5.71	5.86	5.72	5.75	5.91	5.77	5.69	5.90	5.69	
		Stride duration (s)	0.440	0.447	0.450	0.457	0.441	0.453	0.447	0.434	0.437	0.412	0.422	0.446	
		Stride efficiency (%)	48.40	51.87	51.04	50.94	53.59	51.06	51.75	54.51	52.09	50.56	54.35	50.64	
		Stride count	35.94	34.71	34.99	35.03	34.15	34.99	34.75	33.86	34.64	35.16	33.91	456.72	

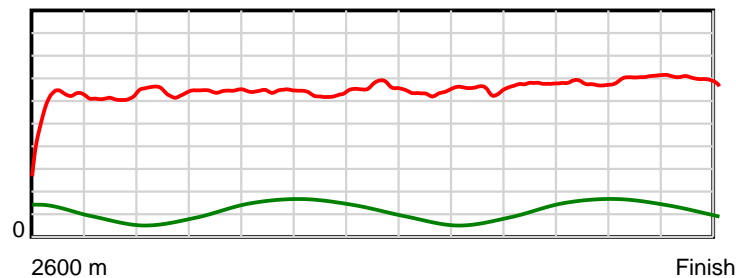
10 m Stride length



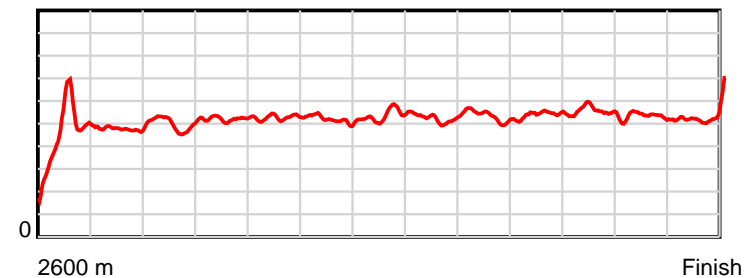
0.6 s Stride duration



20 m/sec Speed



100 % Stride efficiency



Note: Horizontal distance axis grid lines are 200m furlongs.

Disclaimer.

HRNZ and NZMTC and Thoroughbred Ratings Pty Ltd accepts no responsibility for the completeness or accuracy of any of the information contained herein, and makes no representations about its suitability for any particular purpose. Users should make their own judgements about those matters and/or seek independent advice. You assume all risks associated with use of the data provided on this page.



Race Results



September 27, 2019, Race 4, HYDROFLOW HANDICAP TROT, Distance 2600m, Addington - Survey 3200m

Result	TAB no.	Horse (Barrier)	2600 to	2400m to
3rd	11	Monrika (2)	2400m	2200m
		Position in running (margin)	-	11(13.0)
		Sectional time (s)	19.36	17.26
		Cumulative time (s)	204.31	184.95
		Speed (m/s)	10.33	11.59
		Stride length (m)	5.83	5.82
		Stride duration (s)	0.476	0.502
		Stride efficiency (%)	53.12	52.94
		Stride count	34.30	34.36

Disclaimer.

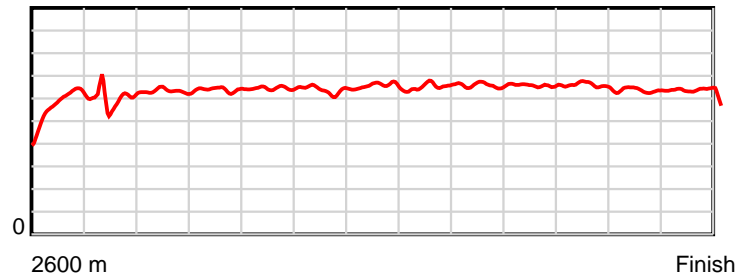
HRNZ and NZMTC and Thoroughbred Ratings Pty Ltd accepts no responsibility for the completeness or accuracy of any of the information contained herein, and makes no representations about its suitability for any particular purpose. Users should make their own judgements about those matters and/or seek independent advice. You assume all risks associated with use of the data provided on this page.

Race Results

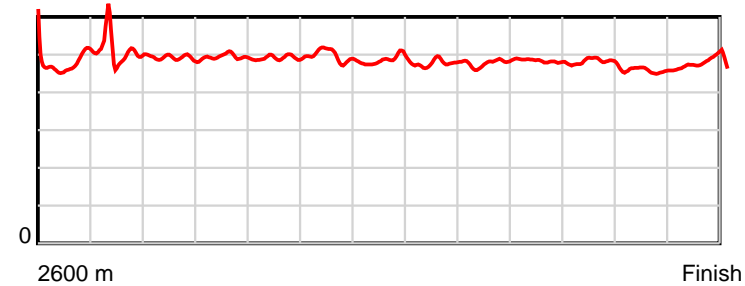
September 27, 2019, Race 4, HYDROFLOW HANDICAP TROT, Distance 2600m, Addington - Survey 3200m

Result	TAB no.	Horse (Barrier)	2200m to	2000m to	1800m to	1600m to	1400m to	1200m to	1000m to	800m to	600m to	400m to	200m to	Total or	Margin
3rd	11	Monrika (2)	2000m	1800m	1600m	1400m	1200m	1000m	800m	600m	400m	200m	WP	Average	
		Position in running (margin)	11(22.0)	11(20.8)	11(21.4)	11(19.0)	11(16.1)	12(10.0)	8(6.3)	6(3.8)	5(2.5)	4(2.6)	1(0.0)		3.80
		Sectional time (s)	15.87	15.51	15.60	15.82	14.85	15.06	15.01	14.68	15.07	14.77	15.45		
		Cumulative time (s)	167.69	151.82	136.31	120.71	104.89	90.04	74.98	59.97	45.29	30.22	15.45	3:24.31	
		Speed (m/s)	12.60	12.89	12.82	12.64	13.47	13.28	13.32	13.62	13.27	13.54	12.94	12.73	
		Stride length (m)	6.19	6.38	6.31	6.27	6.54	6.35	6.37	6.56	6.35	6.21	6.21	6.25	
		Stride duration (s)	0.491	0.495	0.492	0.496	0.485	0.478	0.478	0.481	0.478	0.459	0.480	0.491	
		Stride efficiency (%)	59.92	63.58	62.16	61.50	66.82	62.93	63.48	67.17	63.00	60.35	60.23	61.10	
		Stride count	32.30	31.36	31.71	31.88	30.58	31.52	31.38	30.51	31.50	32.18	32.22	415.80	

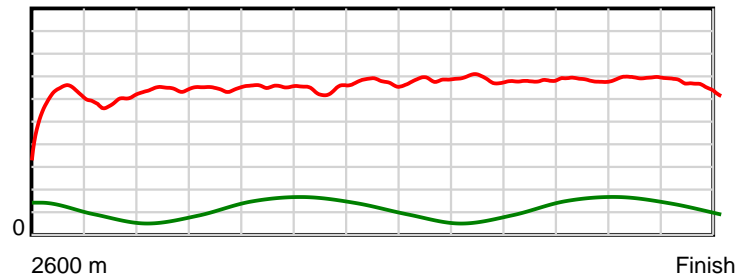
10 m Stride length



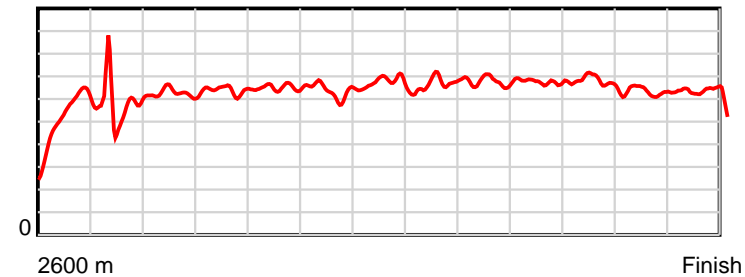
0.6 s Stride duration



20 m/sec Speed



100 % Stride efficiency



Note: Horizontal distance axis grid lines are 200m furlongs.

Disclaimer.

HRNZ and NZMTC and Thoroughbred Ratings Pty Ltd accepts no responsibility for the completeness or accuracy of any of the information contained herein, and makes no representations about its suitability for any particular purpose. Users should make their own judgements about those matters and/or seek independent advice. You assume all risks associated with use of the data provided on this page.



Race Results



September 27, 2019, Race 4, HYDROFLOW HANDICAP TROT, Distance 2600m, Addington - Survey 3200m

Result	TAB no.	Horse (Barrier)	2600 to	2400m to
4th	3	Don't Look Bac... (9)	2400m	2200m
		Position in running (margin)	-	2(0.0)
		Sectional time (s)	17.15	15.75
		Cumulative time (s)	204.50	187.35
		Speed (m/s)	11.66	12.70
		Stride length (m)	5.44	5.90
		Stride duration (s)	0.469	0.465
		Stride efficiency (%)	46.26	54.46
		Stride count	36.76	33.88

Disclaimer.

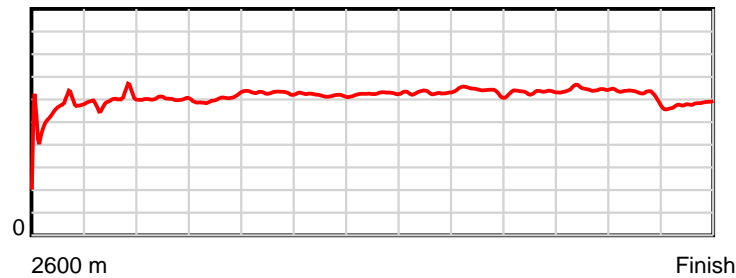
HRNZ and NZMTC and Thoroughbred Ratings Pty Ltd accepts no responsibility for the completeness or accuracy of any of the information contained herein, and makes no representations about its suitability for any particular purpose. Users should make their own judgements about those matters and/or seek independent advice. You assume all risks associated with use of the data provided on this page.

Race Results

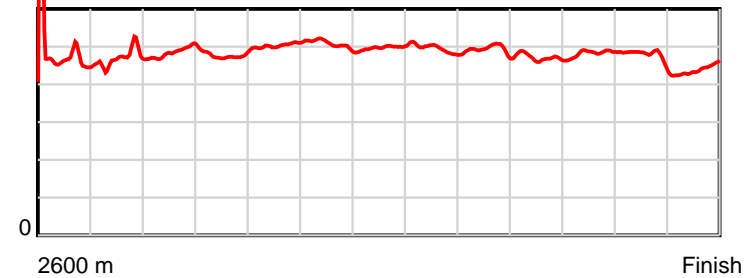
September 27, 2019, Race 4, HYDROFLOW HANDICAP TROT, Distance 2600m, Addington - Survey 3200m

Result	TAB no.	Horse (Barrier)	2200m to	2000m to	1800m to	1600m to	1400m to	1200m to	1000m to	800m to	600m to	400m to	200m to	Total or	Margin
4th	3	Don't Look Bac... (9)	2000m	1800m	1600m	1400m	1200m	1000m	800m	600m	400m	200m	WP	Average	
		Position in running (margin)	1(0.0)	1(0.0)	2(2.1)	2(2.4)	2(2.5)	2(2.0)	3(2.4)	2(2.1)	4(1.8)	3(2.6)	6(2.9)		4.90
		Sectional time (s)	16.07	15.77	16.04	16.32	15.79	15.73	15.37	14.86	15.17	15.27	15.21		
		Cumulative time (s)	171.60	155.53	139.76	123.72	107.40	91.61	75.88	60.51	45.65	30.48	15.21	3:24.50	
		Speed (m/s)	12.45	12.68	12.47	12.25	12.67	12.71	13.01	13.46	13.18	13.10	13.15	12.71	
		Stride length (m)	6.04	6.05	6.28	6.21	6.30	6.29	6.40	6.35	6.37	6.22	5.79	6.11	
		Stride duration (s)	0.486	0.477	0.503	0.507	0.497	0.495	0.492	0.472	0.483	0.475	0.440	0.481	
		Stride efficiency (%)	57.08	57.19	61.54	60.27	62.01	61.80	64.00	62.98	63.41	60.53	52.32	58.41	
		Stride count	33.09	33.06	31.87	32.20	31.75	31.80	31.25	31.50	31.40	32.14	34.57	425.27	

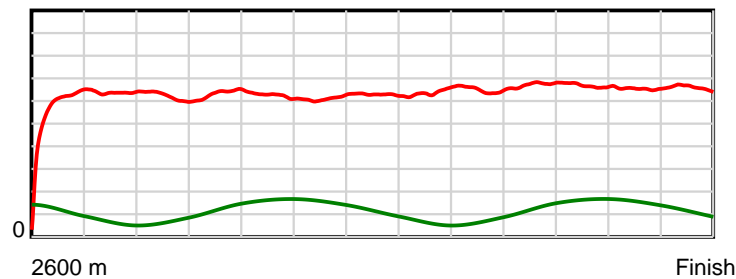
10 m Stride length



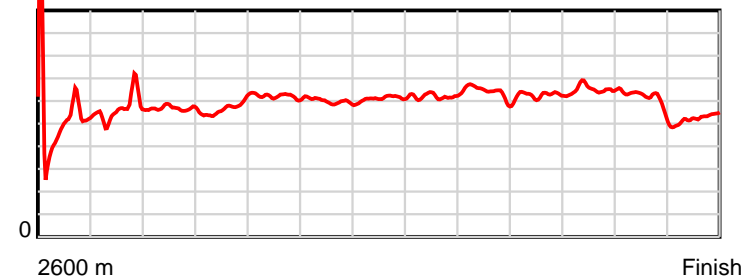
0.5 s Stride duration



20 m/sec Speed



100 % Stride efficiency



Note: Horizontal distance axis grid lines are 200m furlongs.

Disclaimer.

HRNZ and NZMTC and Thoroughbred Ratings Pty Ltd accepts no responsibility for the completeness or accuracy of any of the information contained herein, and makes no representations about its suitability for any particular purpose. Users should make their own judgements about those matters and/or seek independent advice. You assume all risks associated with use of the data provided on this page.



Race Results



September 27, 2019, Race 4, HYDROFLOW HANDICAP TROT, Distance 2600m, Addington - Survey 3200m

Result	TAB no.	Horse (Barrier)	2600 to	2400m to
5th	1	Bright Glow (6)	2400m	2200m
		Position in running (margin)	-	3(2.0)
		Sectional time (s)	17.54	15.77
		Cumulative time (s)	204.71	187.17
		Speed (m/s)	11.40	12.68
		Stride length (m)	5.26	5.85
		Stride duration (s)	0.458	0.462
		Stride efficiency (%)	43.16	53.50
		Stride count	38.06	34.18

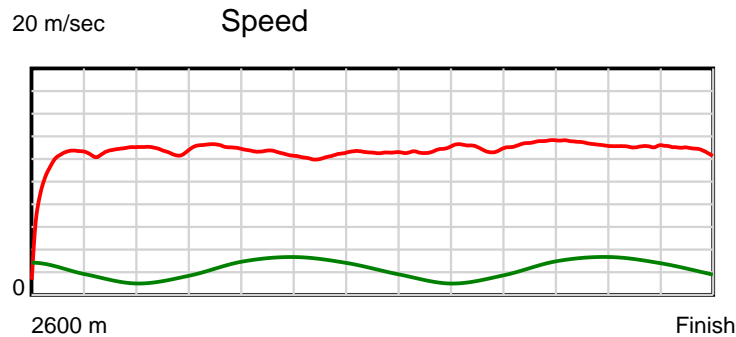
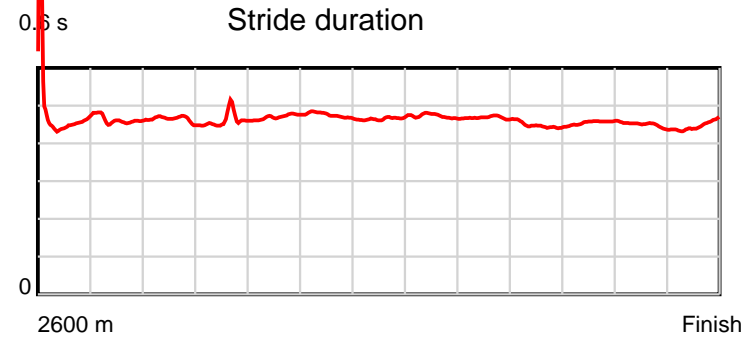
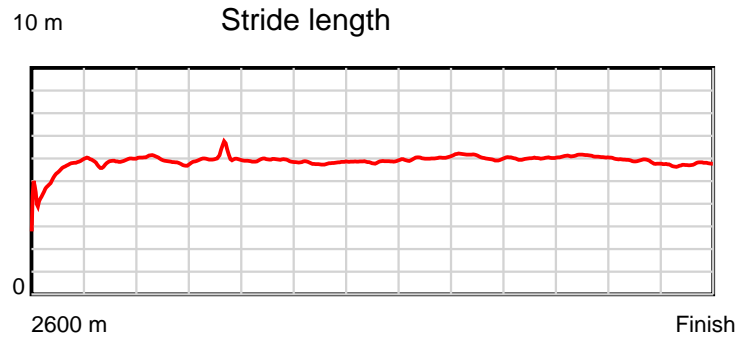
Disclaimer.

HRNZ and NZMTC and Thoroughbred Ratings Pty Ltd accepts no responsibility for the completeness or accuracy of any of the information contained herein, and makes no representations about its suitability for any particular purpose. Users should make their own judgements about those matters and/or seek independent advice. You assume all risks associated with use of the data provided on this page.

Race Results

September 27, 2019, Race 4, HYDROFLOW HANDICAP TROT, Distance 2600m, Addington - Survey 3200m

Result	TAB no.	Horse (Barrier)	2200m to	2000m to	1800m to	1600m to	1400m to	1200m to	1000m to	800m to	600m to	400m to	200m to	Total or	Margin
5th	1	Bright Glow (6)	2000m	1800m	1600m	1400m	1200m	1000m	800m	600m	400m	200m	WP	Average	
		Position in running (margin)	2(2.1)	2(0.9)	1(0.0)	1(0.0)	1(0.0)	1(0.0)	1(0.0)	1(0.0)	1(0.0)	1(0.0)	2(0.4)		6.00
		Sectional time (s)	15.86	15.27	16.00	16.30	15.86	15.67	15.42	14.91	15.04	15.28	15.79		
		Cumulative time (s)	171.40	155.54	140.27	124.27	107.97	92.11	76.44	61.02	46.11	31.07	15.79	3:24.71	
		Speed (m/s)	12.61	13.10	12.50	12.27	12.61	12.76	12.97	13.41	13.30	13.09	12.67	12.70	
		Stride length (m)	5.85	6.01	5.89	5.83	5.87	6.02	6.07	5.99	6.06	5.87	5.69	5.86	
		Stride duration (s)	0.464	0.458	0.471	0.475	0.466	0.472	0.468	0.447	0.456	0.449	0.449	0.461	
		Stride efficiency (%)	53.49	56.38	54.13	53.03	53.87	56.67	57.60	56.12	57.40	53.87	50.59	53.63	
		Stride count	34.18	33.30	33.98	34.33	34.06	33.21	32.94	33.37	33.00	34.06	35.15	443.82	



Note: Horizontal distance axis grid lines are 200m furlongs.

Disclaimer.

HRNZ and NZMTC and Thoroughbred Ratings Pty Ltd accepts no responsibility for the completeness or accuracy of any of the information contained herein, and makes no representations about its suitability for any particular purpose. Users should make their own judgements about those matters and/or seek independent advice. You assume all risks associated with use of the data provided on this page.



Race Results



September 27, 2019, Race 4, HYDROFLOW HANDICAP TROT, Distance 2600m, Addington - Survey 3200m

Result	TAB no.	Horse (Barrier)	2600 to	2400m to
6th	13	Jerry Garcia (4)	2400m	2200m
		Position in running (margin)	-	12(13.6)
		Sectional time (s)	19.63	16.79
		Cumulative time (s)	204.74	185.11
		Speed (m/s)	10.19	11.91
		Stride length (m)	5.68	5.67
		Stride duration (s)	0.485	0.476
		Stride efficiency (%)	50.50	50.21
		Stride count	35.18	35.28

Disclaimer.

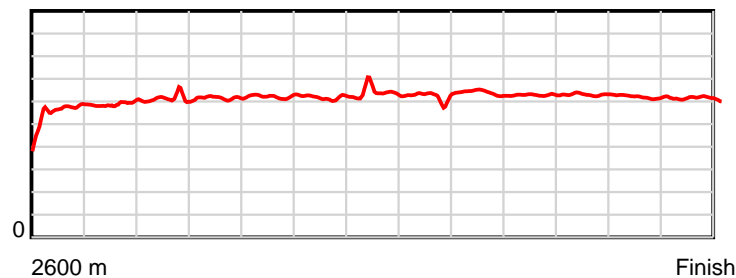
HRNZ and NZMTC and Thoroughbred Ratings Pty Ltd accepts no responsibility for the completeness or accuracy of any of the information contained herein, and makes no representations about its suitability for any particular purpose. Users should make their own judgements about those matters and/or seek independent advice. You assume all risks associated with use of the data provided on this page.

Race Results

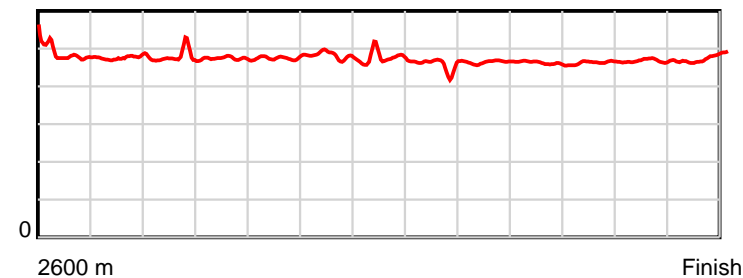
September 27, 2019, Race 4, HYDROFLOW HANDICAP TROT, Distance 2600m, Addington - Survey 3200m

Result	TAB no.	Horse (Barrier)	2200m to	2000m to	1800m to	1600m to	1400m to	1200m to	1000m to	800m to	600m to	400m to	200m to	Total or	Margin
6th	13	Jerry Garcia (4)	2000m	1800m	1600m	1400m	1200m	1000m	800m	600m	400m	200m	WP	Average	
		Position in running (margin)	10(19.8)	10(18.6)	10(18.7)	10(17.3)	10(14.3)	9(8.0)	6(4.6)	4(2.3)	2(0.3)	2(1.2)	4(2.0)		6.20
		Sectional time (s)	15.87	15.43	15.76	15.80	14.81	15.10	15.04	14.57	15.20	15.34	15.40		
		Cumulative time (s)	168.32	152.45	137.02	121.26	105.46	90.65	75.55	60.51	45.94	30.74	15.40	3:24.74	
		Speed (m/s)	12.60	12.96	12.69	12.66	13.50	13.25	13.30	13.73	13.16	13.04	12.99	12.70	
		Stride length (m)	5.99	6.15	6.04	6.09	6.40	6.06	6.17	6.33	6.10	6.10	6.19	6.07	
		Stride duration (s)	0.475	0.474	0.476	0.481	0.474	0.458	0.464	0.461	0.464	0.468	0.477	0.478	
		Stride efficiency (%)	56.06	59.11	56.98	57.89	64.05	57.36	59.56	62.55	58.18	58.12	59.97	57.54	
		Stride count	33.39	32.52	33.12	32.86	31.24	33.01	32.40	31.61	32.78	32.79	32.28	428.46	

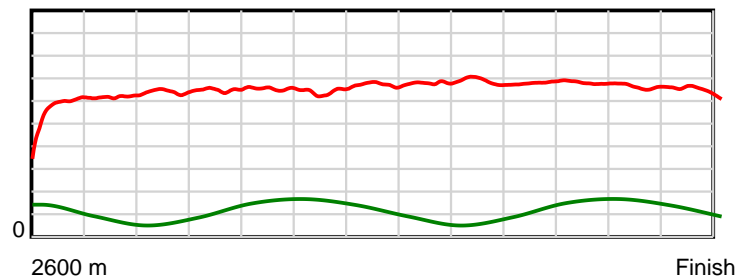
10 m Stride length



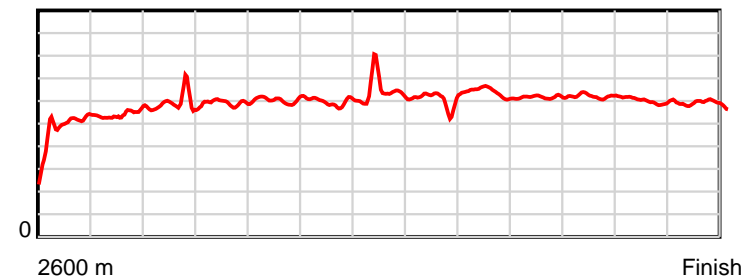
0.6 s Stride duration



20 m/sec Speed



100 % Stride efficiency



Note: Horizontal distance axis grid lines are 200m furlongs.

Disclaimer.

HRNZ and NZMTC and Thoroughbred Ratings Pty Ltd accepts no responsibility for the completeness or accuracy of any of the information contained herein, and makes no representations about its suitability for any particular purpose. Users should make their own judgements about those matters and/or seek independent advice. You assume all risks associated with use of the data provided on this page.



Race Results



September 27, 2019, Race 4, HYDROFLOW HANDICAP TROT, Distance 2600m, Addington - Survey 3200m

Result	TAB no.	Horse (Barrier)	2600 to	2400m to
7th	7	Some Time (5)	2400m	2200m
		Position in running (margin)	-	8(8.4)
		Sectional time (s)	18.68	16.25
		Cumulative time (s)	204.79	186.11
		Speed (m/s)	10.70	12.31
		Stride length (m)	5.26	5.68
		Stride duration (s)	0.440	0.461
		Stride efficiency (%)	43.25	50.42
		Stride count	38.02	35.21

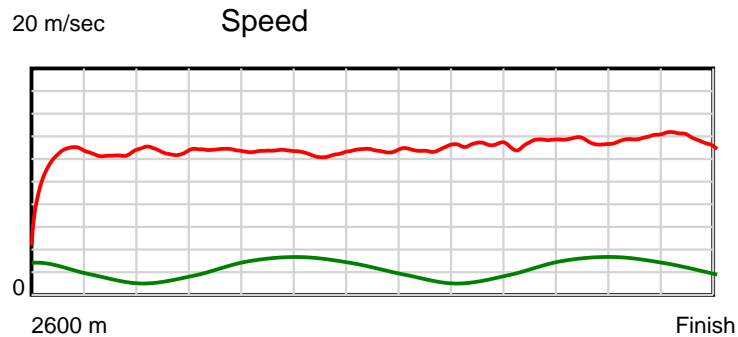
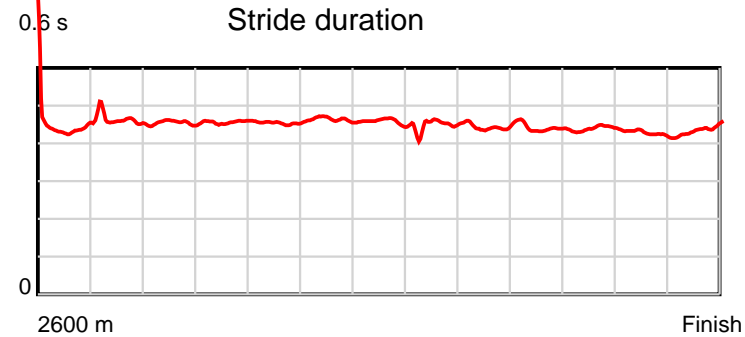
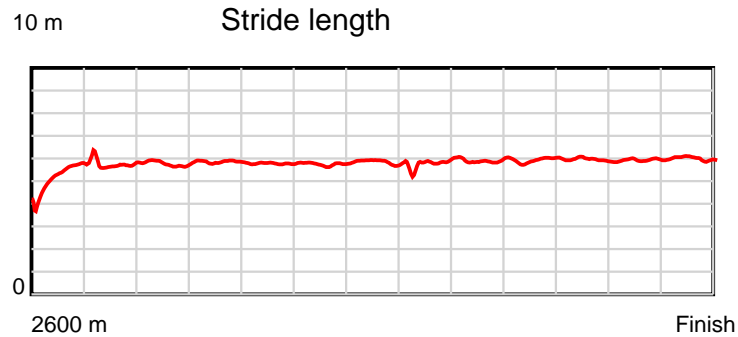
Disclaimer.

HRNZ and NZMTC and Thoroughbred Ratings Pty Ltd accepts no responsibility for the completeness or accuracy of any of the information contained herein, and makes no representations about its suitability for any particular purpose. Users should make their own judgements about those matters and/or seek independent advice. You assume all risks associated with use of the data provided on this page.

Race Results

September 27, 2019, Race 4, HYDROFLOW HANDICAP TROT, Distance 2600m, Addington - Survey 3200m

Result	TAB no.	Horse (Barrier)	2200m to	2000m to	1800m to	1600m to	1400m to	1200m to	1000m to	800m to	600m to	400m to	200m to	Total or	Margin
7th	7	Some Time (5)	2000m	1800m	1600m	1400m	1200m	1000m	800m	600m	400m	200m	WP	Average	
		Position in running (margin)	6(11.3)	6(9.5)	6(10.9)	7(10.3)	6(9.1)	10(8.1)	12(8.7)	12(8.5)	11(8.6)	11(9.3)	9(6.8)		6.50
		Sectional time (s)	15.76	15.65	15.89	16.11	15.69	15.76	15.39	14.92	15.16	14.79	14.74		
		Cumulative time (s)	169.86	154.10	138.45	122.56	106.45	90.76	75.00	59.61	44.69	29.53	14.74	3:24.79	
		Speed (m/s)	12.69	12.78	12.59	12.41	12.75	12.69	13.00	13.40	13.19	13.52	13.57	12.70	
		Stride length (m)	5.77	5.83	5.72	5.75	5.83	5.67	5.77	5.91	5.79	5.76	5.95	5.74	
		Stride duration (s)	0.454	0.456	0.454	0.464	0.458	0.447	0.444	0.441	0.439	0.426	0.439	0.452	
		Stride efficiency (%)	51.98	53.06	51.05	51.71	53.15	50.28	51.98	54.60	52.40	51.83	55.40	51.50	
		Stride count	34.68	34.32	34.99	34.77	34.29	35.26	34.68	33.84	34.54	34.73	33.59	452.92	



Note: Horizontal distance axis grid lines are 200m furlongs.

Disclaimer.

HRNZ and NZMTC and Thoroughbred Ratings Pty Ltd accepts no responsibility for the completeness or accuracy of any of the information contained herein, and makes no representations about its suitability for any particular purpose. Users should make their own judgements about those matters and/or seek independent advice. You assume all risks associated with use of the data provided on this page.



Race Results



September 27, 2019, Race 4, HYDROFLOW HANDICAP TROT, Distance 2600m, Addington - Survey 3200m

Result	TAB no.	Horse (Barrier)	2600 to	2400m to
8th	5	Natives Lastin... (13)	2400m	2200m
		Position in running (margin)	-	4(3.1)
		Sectional time (s)	17.76	16.03
		Cumulative time (s)	205.67	187.91
		Speed (m/s)	11.26	12.48
		Stride length (m)	5.14	5.67
		Stride duration (s)	0.453	0.455
		Stride efficiency (%)	41.36	50.30
		Stride count	38.88	35.25

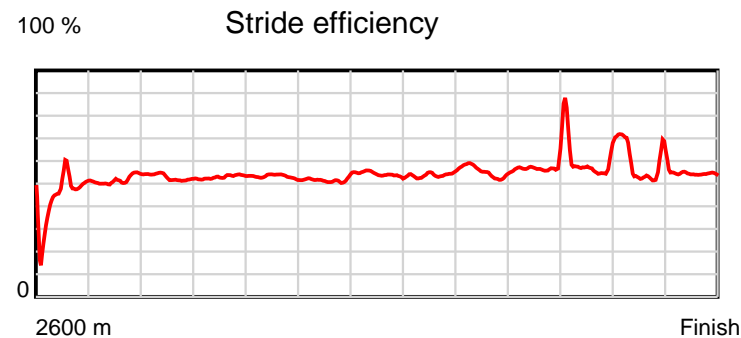
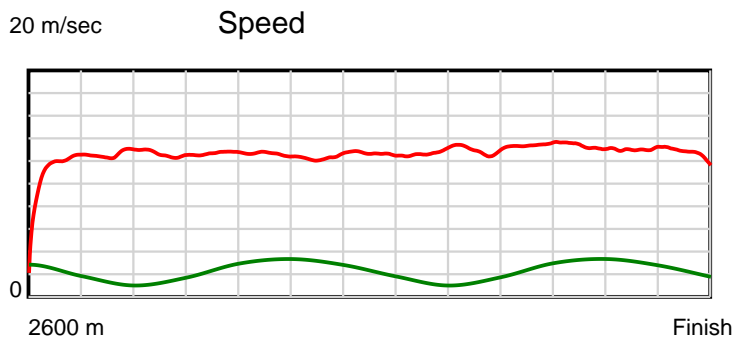
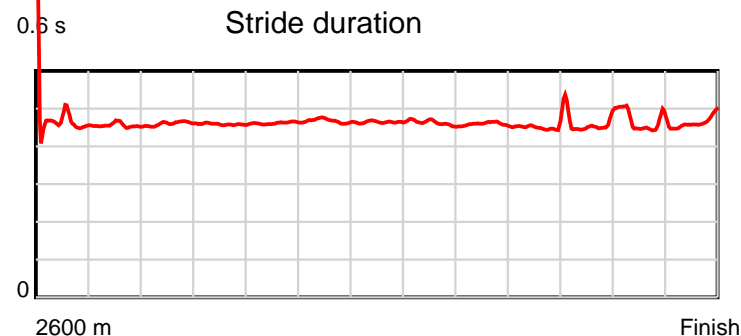
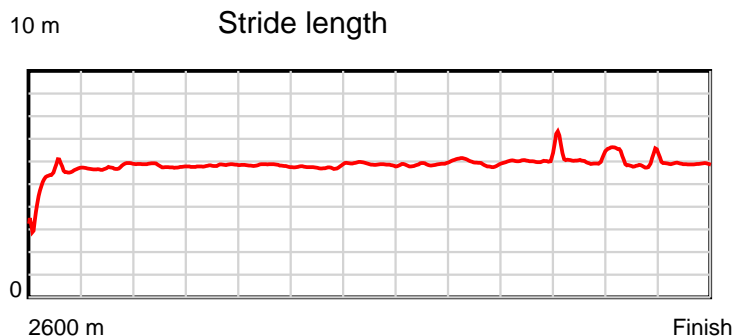
Disclaimer.

HRNZ and NZMTC and Thoroughbred Ratings Pty Ltd accepts no responsibility for the completeness or accuracy of any of the information contained herein, and makes no representations about its suitability for any particular purpose. Users should make their own judgements about those matters and/or seek independent advice. You assume all risks associated with use of the data provided on this page.

Race Results

September 27, 2019, Race 4, HYDROFLOW HANDICAP TROT, Distance 2600m, Addington - Survey 3200m

Result	TAB no.	Horse (Barrier)	2200m to	2000m to	1800m to	1600m to	1400m to	1200m to	1000m to	800m to	600m to	400m to	200m to	Total or	Margin
8th	5	Natives Lastin... (13)	2000m	1800m	1600m	1400m	1200m	1000m	800m	600m	400m	200m	WP	Average	
		Position in running (margin)	3(4.7)	3(3.4)	3(5.5)	3(5.0)	3(4.7)	5(4.2)	5(4.3)	7(4.6)	8(4.5)	7(4.8)	7(5.4)		11.40
		Sectional time (s)	15.86	15.76	15.91	16.27	15.76	15.70	15.47	14.89	15.10	15.31	15.85		
		Cumulative time (s)	171.88	156.02	140.26	124.35	108.08	92.32	76.62	61.15	46.26	31.16	15.85	3:25.67	
		Speed (m/s)	12.61	12.69	12.57	12.29	12.69	12.74	12.93	13.43	13.25	13.06	12.62	12.64	
		Stride length (m)	5.81	5.82	5.81	5.75	5.89	5.89	5.94	6.13	6.00	6.01	5.89	5.82	
		Stride duration (s)	0.460	0.459	0.462	0.468	0.464	0.463	0.459	0.457	0.453	0.460	0.467	0.460	
		Stride efficiency (%)	52.67	52.94	52.69	51.66	54.18	54.27	55.08	58.81	56.30	56.40	54.13	52.88	
		Stride count	34.45	34.36	34.44	34.78	33.97	33.94	33.69	32.60	33.32	33.29	33.98	446.95	



Note: Horizontal distance axis grid lines are 200m furlongs.

Disclaimer.

HRNZ and NZMTC and Thoroughbred Ratings Pty Ltd accepts no responsibility for the completeness or accuracy of any of the information contained herein, and makes no representations about its suitability for any particular purpose. Users should make their own judgements about those matters and/or seek independent advice. You assume all risks associated with use of the data provided on this page.



Race Results



September 27, 2019, Race 4, HYDROFLOW HANDICAP TROT, Distance 2600m, Addington - Survey 3200m

Result	TAB no.	Horse (Barrier)	2600 to	2400m to
9th	9	Another Chapte... (10)	2400m	2200m
		Position in running (margin)	-	7(8.3)
		Sectional time (s)	18.53	16.33
		Cumulative time (s)	205.88	187.35
		Speed (m/s)	10.79	12.25
		Stride length (m)	6.15	6.31
		Stride duration (s)	0.512	0.515
		Stride efficiency (%)	59.03	62.27
		Stride count	32.54	31.68

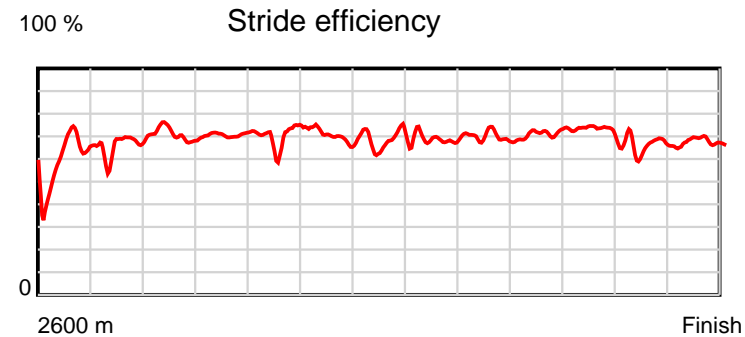
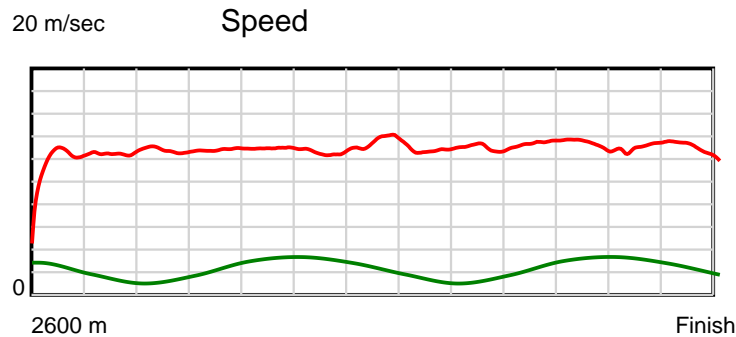
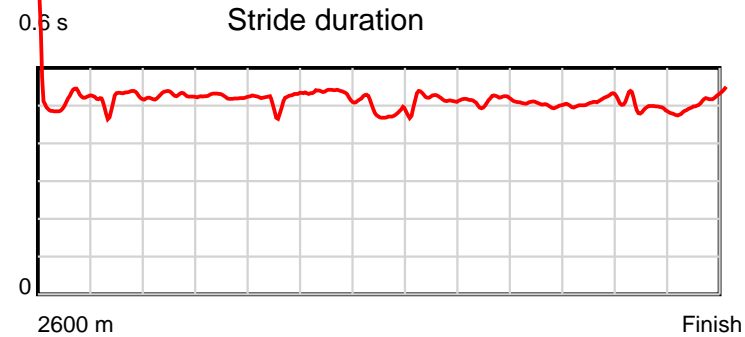
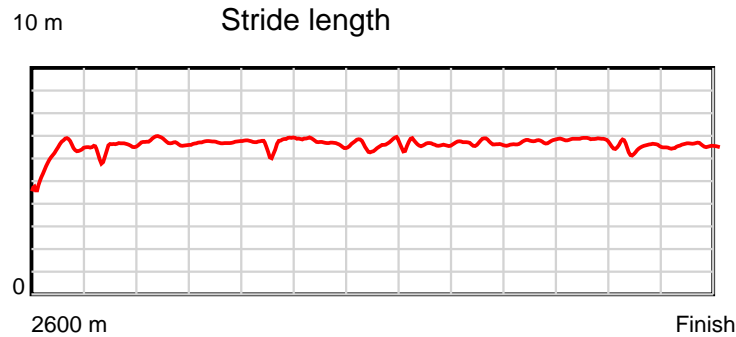
Disclaimer.

HRNZ and NZMTC and Thoroughbred Ratings Pty Ltd accepts no responsibility for the completeness or accuracy of any of the information contained herein, and makes no representations about its suitability for any particular purpose. Users should make their own judgements about those matters and/or seek independent advice. You assume all risks associated with use of the data provided on this page.

Race Results

September 27, 2019, Race 4, HYDROFLOW HANDICAP TROT, Distance 2600m, Addington - Survey 3200m

Result	TAB no.	Horse (Barrier)	2200m to	2000m to	1800m to	1600m to	1400m to	1200m to	1000m to	800m to	600m to	400m to	200m to	Total or	Margin
9th	9	Another Chapte... (10)	2000m	1800m	1600m	1400m	1200m	1000m	800m	600m	400m	200m	WP	Average	
		Position in running (margin)	7(11.8)	7(10.6)	7(11.6)	6(10.3)	7(9.3)	3(2.5)	4(3.0)	5(3.6)	6(3.3)	8(5.4)	10(8.0)		12.50
		Sectional time (s)	15.88	15.57	15.78	16.14	14.73	15.76	15.53	14.86	15.38	15.65	15.74		
		Cumulative time (s)	171.02	155.14	139.57	123.79	107.65	92.92	77.16	61.63	46.77	31.39	15.74	3:25.88	
		Speed (m/s)	12.59	12.85	12.67	12.39	13.58	12.69	12.88	13.46	13.00	12.78	12.71	12.63	
		Stride length (m)	6.64	6.74	6.50	6.58	6.53	6.62	6.61	6.77	6.64	6.34	6.55	6.53	
		Stride duration (s)	0.527	0.524	0.513	0.531	0.481	0.522	0.513	0.503	0.510	0.496	0.515	0.517	
		Stride efficiency (%)	68.92	70.92	65.93	67.67	66.61	68.56	68.33	71.70	68.81	62.76	66.98	66.67	
		Stride count	30.12	29.69	30.79	30.39	30.63	30.19	30.25	29.53	30.14	31.56	30.55	398.06	



Note: Horizontal distance axis grid lines are 200m furlongs.

Disclaimer.

HRNZ and NZMTC and Thoroughbred Ratings Pty Ltd accepts no responsibility for the completeness or accuracy of any of the information contained herein, and makes no representations about its suitability for any particular purpose. Users should make their own judgements about those matters and/or seek independent advice. You assume all risks associated with use of the data provided on this page.



Race Results



September 27, 2019, Race 4, HYDROFLOW HANDICAP TROT, Distance 2600m, Addington - Survey 3200m

Result	TAB no.	Horse (Barrier)	2600 to	2400m to
10th	14	Maria Tsarina (0)	2400m	2200m
		Position in running (margin)	-	10(11.0)
		Sectional time (s)	19.09	16.91
		Cumulative time (s)	207.48	188.39
		Speed (m/s)	10.47	11.83
		Stride length (m)	6.32	6.29
		Stride duration (s)	0.526	0.532
		Stride efficiency (%)	62.34	61.85
		Stride count	31.67	31.79

Disclaimer.

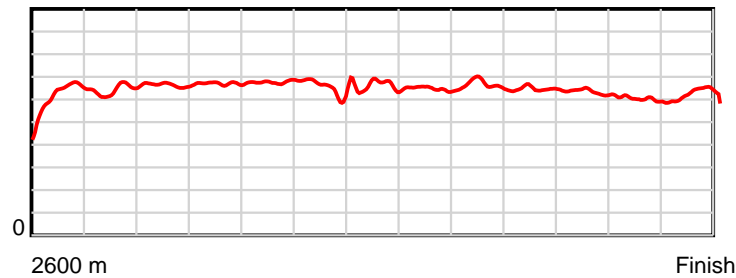
HRNZ and NZMTC and Thoroughbred Ratings Pty Ltd accepts no responsibility for the completeness or accuracy of any of the information contained herein, and makes no representations about its suitability for any particular purpose. Users should make their own judgements about those matters and/or seek independent advice. You assume all risks associated with use of the data provided on this page.

Race Results

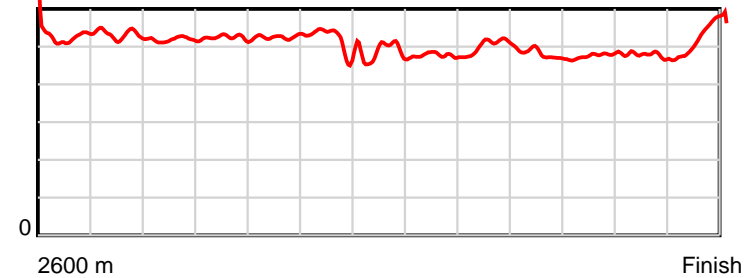
September 27, 2019, Race 4, HYDROFLOW HANDICAP TROT, Distance 2600m, Addington - Survey 3200m

Result	TAB no.	Horse (Barrier)	2200m to	2000m to	1800m to	1600m to	1400m to	1200m to	1000m to	800m to	600m to	400m to	200m to	Total or	Margin
10th	14	Maria Tsarina (0)	2000m	1800m	1600m	1400m	1200m	1000m	800m	600m	400m	200m	WP	Average	
		Position in running (margin)	9(17.9)	9(15.5)	9(16.0)	9(14.6)	9(12.2)	6(5.1)	2(2.0)	3(2.1)	3(1.5)	5(3.6)	11(8.2)		21.40
		Sectional time (s)	15.67	15.49	15.76	15.91	14.68	15.15	15.45	14.81	15.39	15.97	17.20		
		Cumulative time (s)	171.48	155.81	140.32	124.56	108.65	93.97	78.82	63.37	48.56	33.17	17.20	3:27.48	
		Speed (m/s)	12.76	12.91	12.69	12.57	13.62	13.20	12.94	13.50	13.00	12.52	11.63	12.53	
		Stride length (m)	6.62	6.77	6.68	6.49	6.58	6.29	6.52	6.45	6.20	5.97	6.10	6.40	
		Stride duration (s)	0.519	0.524	0.526	0.517	0.483	0.476	0.504	0.478	0.477	0.476	0.525	0.511	
		Stride efficiency (%)	68.46	71.59	69.67	65.85	67.62	61.79	66.49	65.08	60.03	55.64	58.22	63.96	
		Stride count	30.22	29.55	29.95	30.81	30.40	31.81	30.66	30.99	32.27	33.52	32.77	406.41	

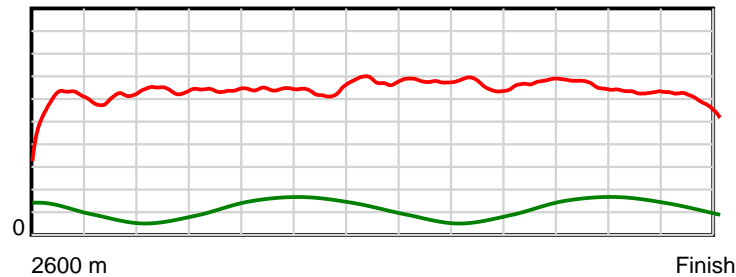
10 m Stride length



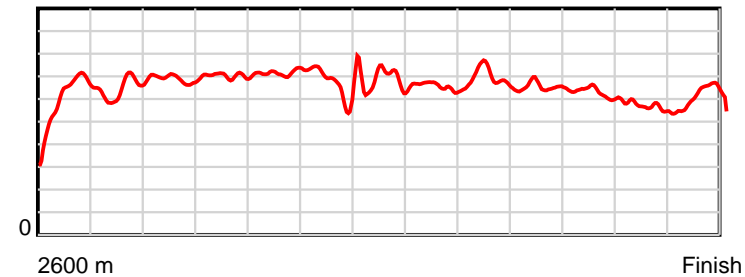
0.6 s Stride duration



20 m/sec Speed



100 % Stride efficiency



Note: Horizontal distance axis grid lines are 200m furlongs.

Disclaimer.

HRNZ and NZMTC and Thoroughbred Ratings Pty Ltd accepts no responsibility for the completeness or accuracy of any of the information contained herein, and makes no representations about its suitability for any particular purpose. Users should make their own judgements about those matters and/or seek independent advice. You assume all risks associated with use of the data provided on this page.



Race Results



September 27, 2019, Race 4, HYDROFLOW HANDICAP TROT, Distance 2600m, Addington - Survey 3200m

Result	TAB no.	Horse (Barrier)	2600 to	2400m to
11th	4	Blink N Bones (12)	2400m	2200m
		Position in running (margin)	-	5(5.4)
		Sectional time (s)	18.19	16.25
		Cumulative time (s)	208.68	190.49
		Speed (m/s)	10.99	12.31
		Stride length (m)	5.67	5.85
		Stride duration (s)	0.501	0.475
		Stride efficiency (%)	50.18	53.40
		Stride count	35.29	34.21

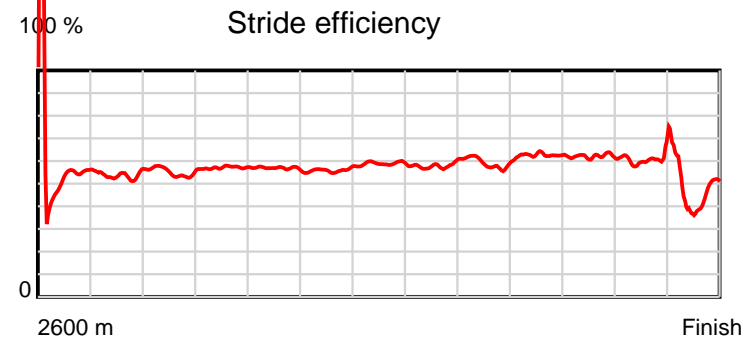
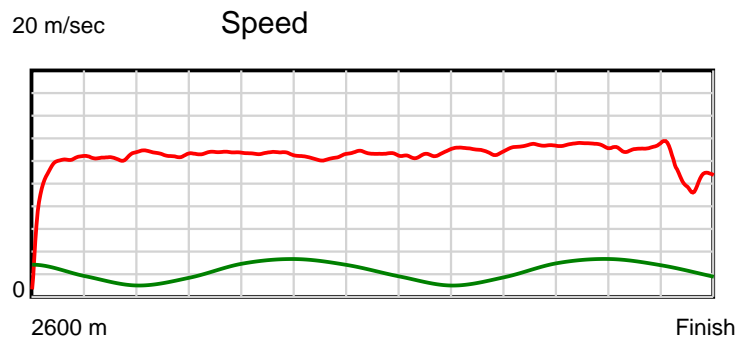
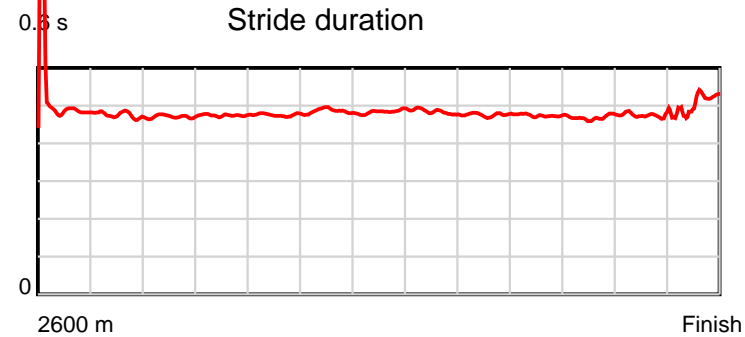
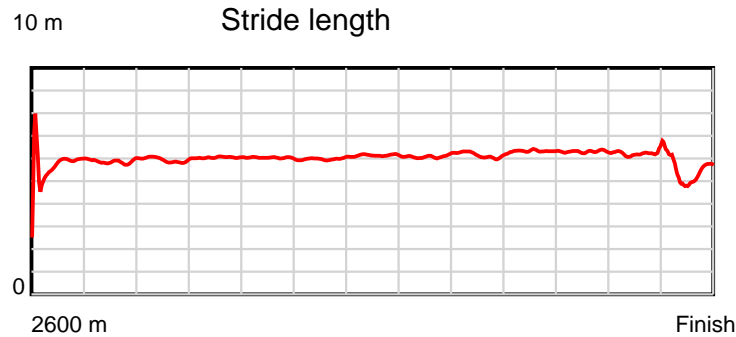
Disclaimer.

HRNZ and NZMTC and Thoroughbred Ratings Pty Ltd accepts no responsibility for the completeness or accuracy of any of the information contained herein, and makes no representations about its suitability for any particular purpose. Users should make their own judgements about those matters and/or seek independent advice. You assume all risks associated with use of the data provided on this page.

Race Results

September 27, 2019, Race 4, HYDROFLOW HANDICAP TROT, Distance 2600m, Addington - Survey 3200m

Result	TAB no.	Horse (Barrier)	2200m to	2000m to	1800m to	1600m to	1400m to	1200m to	1000m to	800m to	600m to	400m to	200m to	Total or	Margin
11th	4	Blink N Bones (12)	2000m	1800m	1600m	1400m	1200m	1000m	800m	600m	400m	200m	WP	Average	
		Position in running (margin)	4(8.4)	4(7.1)	4(8.5)	4(7.2)	5(6.6)	8(6.0)	10(7.1)	10(7.3)	10(7.9)	10(7.2)	8(6.7)		28.10
		Sectional time (s)	15.85	15.65	15.79	16.21	15.75	15.85	15.46	15.00	14.93	15.13	18.62		
		Cumulative time (s)	174.24	158.39	142.74	126.95	110.74	94.99	79.14	63.68	48.68	33.75	18.62	3:28.68	
		Speed (m/s)	12.62	12.78	12.67	12.34	12.70	12.62	12.94	13.33	13.40	13.22	10.74	12.46	
		Stride length (m)	5.94	6.06	6.02	5.99	6.14	6.10	6.16	6.32	6.28	6.21	5.31	5.99	
		Stride duration (s)	0.471	0.474	0.475	0.486	0.484	0.484	0.476	0.474	0.469	0.470	0.495	0.481	
		Stride efficiency (%)	55.18	57.44	56.67	56.13	59.00	58.17	59.23	62.32	61.57	60.29	44.14	56.11	
		Stride count	33.66	32.99	33.21	33.37	32.55	32.78	32.49	31.67	31.86	32.20	37.63	433.91	



Note: Horizontal distance axis grid lines are 200m furlongs.

Disclaimer.

HRNZ and NZMTC and Thoroughbred Ratings Pty Ltd accepts no responsibility for the completeness or accuracy of any of the information contained herein, and makes no representations about its suitability for any particular purpose. Users should make their own judgements about those matters and/or seek independent advice. You assume all risks associated with use of the data provided on this page.



Race Results



September 27, 2019, Race 4, HYDROFLOW HANDICAP TROT, Distance 2600m, Addington - Survey 3200m

Result	TAB no.	Horse (Barrier)	2600 to	2400m to
12th	2	Milly An Eyre (8)	2400m	2200m
		Position in running (margin)	-	1(0.0)
		Sectional time (s)	17.43	19.72
		Cumulative time (s)	213.70	196.27
		Speed (m/s)	11.47	10.14
		Stride length (m)	5.48	4.59
		Stride duration (s)	0.472	0.453
		Stride efficiency (%)	46.96	32.91
		Stride count	36.48	43.58

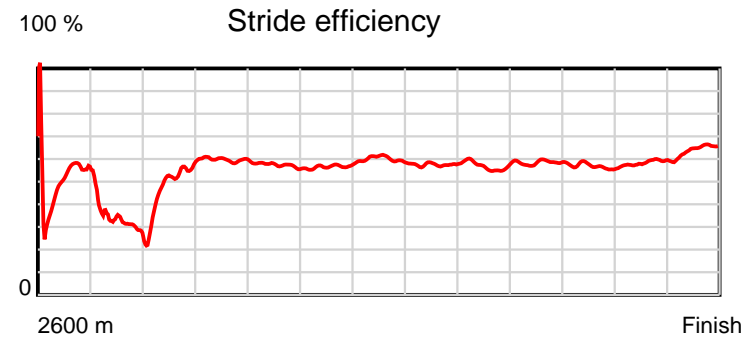
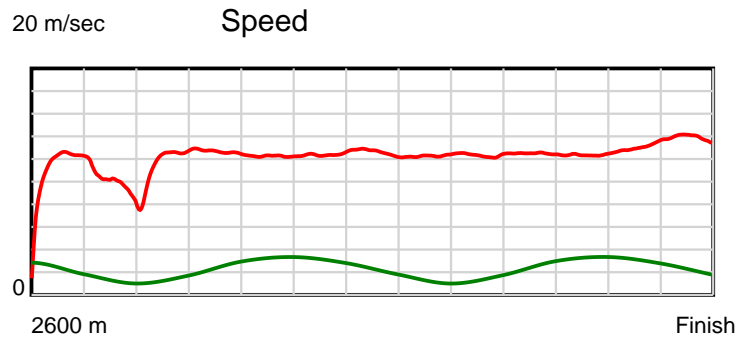
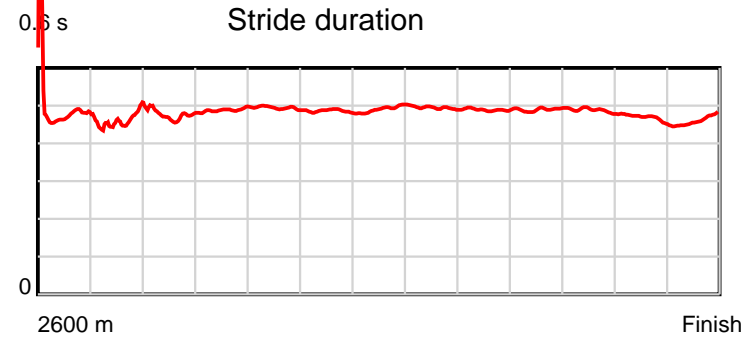
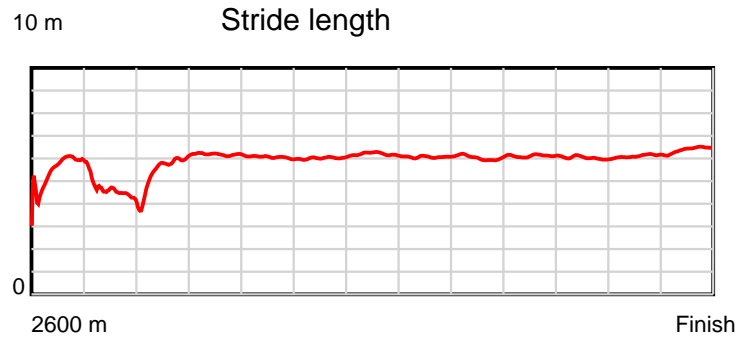
Disclaimer.

HRNZ and NZMTC and Thoroughbred Ratings Pty Ltd accepts no responsibility for the completeness or accuracy of any of the information contained herein, and makes no representations about its suitability for any particular purpose. Users should make their own judgements about those matters and/or seek independent advice. You assume all risks associated with use of the data provided on this page.

Race Results

September 27, 2019, Race 4, HYDROFLOW HANDICAP TROT, Distance 2600m, Addington - Survey 3200m

Result	TAB no.	Horse (Barrier)	2200m to	2000m to	1800m to	1600m to	1400m to	1200m to	1000m to	800m to	600m to	400m to	200m to	Total or	Margin
12th	2	Milly An Eyre (8)	2000m	1800m	1600m	1400m	1200m	1000m	800m	600m	400m	200m	WP	Average	
		Position in running (margin)	12(23.8)	13(32.7)	13(35.4)	13(37.6)	13(37.0)	13(37.5)	13(40.5)	13(45.9)	13(52.7)	13(59.8)	13(60.6)		55.90
		Sectional time (s)	17.56	15.86	16.37	16.20	15.93	16.19	16.32	16.03	16.24	15.34	14.51		
		Cumulative time (s)	176.55	158.99	143.13	126.76	110.56	94.63	78.44	62.12	46.09	29.85	14.51	3:33.70	
		Speed (m/s)	11.39	12.61	12.22	12.35	12.55	12.35	12.25	12.48	12.32	13.04	13.78	12.17	
		Stride length (m)	5.39	6.16	6.03	5.99	6.17	6.10	6.00	6.11	6.00	6.10	6.37	5.84	
		Stride duration (s)	0.473	0.488	0.494	0.486	0.492	0.494	0.489	0.490	0.487	0.468	0.462	0.480	
		Stride efficiency (%)	45.47	59.29	56.88	56.12	59.49	58.23	56.18	58.28	56.27	58.20	63.38	53.37	
		Stride count	37.07	32.47	33.15	33.37	32.42	32.76	33.36	32.75	33.33	32.77	31.40	444.91	



Note: Horizontal distance axis grid lines are 200m furlongs.

Disclaimer.

HRNZ and NZMTC and Thoroughbred Ratings Pty Ltd accepts no responsibility for the completeness or accuracy of any of the information contained herein, and makes no representations about its suitability for any particular purpose. Users should make their own judgements about those matters and/or seek independent advice. You assume all risks associated with use of the data provided on this page.



Race Results



September 27, 2019, Race 4, HYDROFLOW HANDICAP TROT, Distance 2600m, Addington - Survey 3200m

Result	TAB no.	Horse (Barrier)	2600 to	2400m to
13th	6	Desperateandan... (1)	2400m	2200m
		Position in running (margin)	-	14(56.1)
		Sectional time (s)	26.56	19.06
		Cumulative time (s)	213.71	187.15
		Speed (m/s)	7.53	10.49
		Stride length (m)	3.52	5.09
		Stride duration (s)	0.456	0.485
		Stride efficiency (%)	19.39	40.48
		Stride count	56.78	39.30

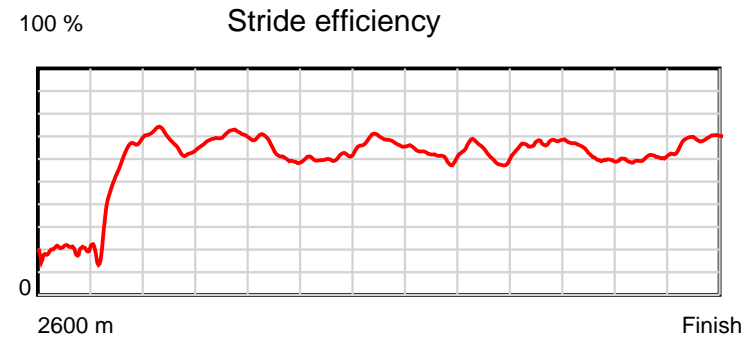
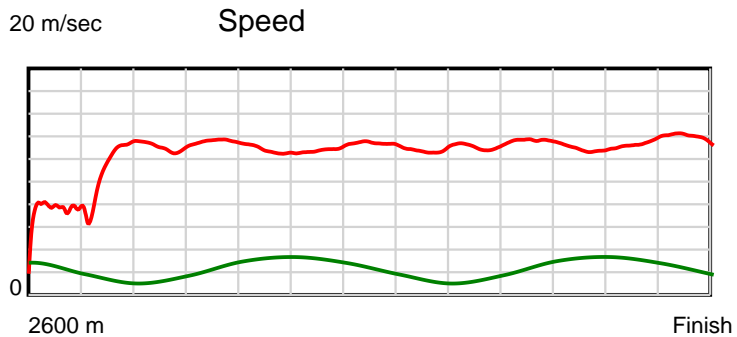
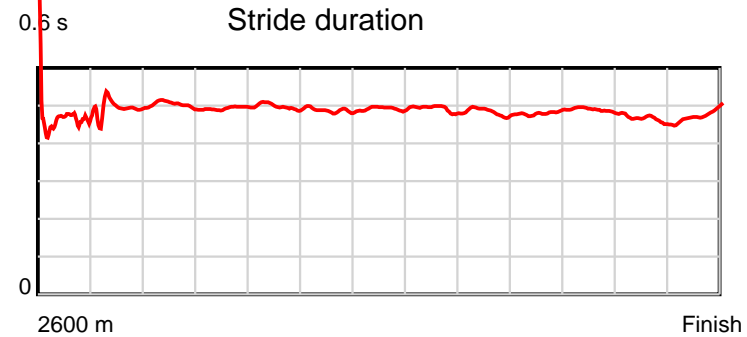
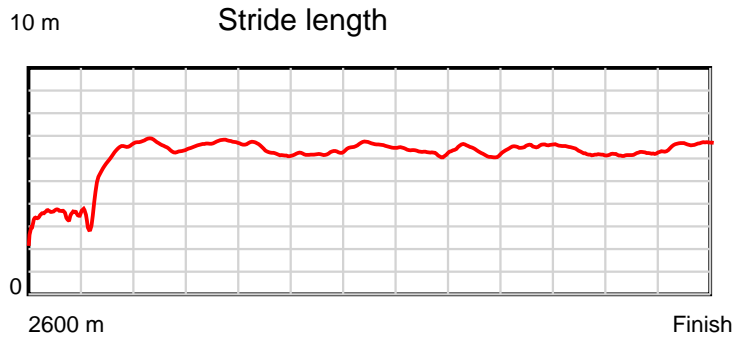
Disclaimer.

HRNZ and NZMTC and Thoroughbred Ratings Pty Ltd accepts no responsibility for the completeness or accuracy of any of the information contained herein, and makes no representations about its suitability for any particular purpose. Users should make their own judgements about those matters and/or seek independent advice. You assume all risks associated with use of the data provided on this page.

Race Results

September 27, 2019, Race 4, HYDROFLOW HANDICAP TROT, Distance 2600m, Addington - Survey 3200m

Result	TAB no.	Horse (Barrier)	2200m to	2000m to	1800m to	1600m to	1400m to	1200m to	1000m to	800m to	600m to	400m to	200m to	Total or	Margin
13th	6	Desperateandan... (1)	2000m	1800m	1600m	1400m	1200m	1000m	800m	600m	400m	200m	WP	Average	
		Position in running (margin)	14(75.9)	14(72.2)	14(68.4)	14(67.0)	14(62.8)	14(57.9)	14(57.7)	14(58.2)	14(57.5)	14(61.8)	14(61.4)		56.00
		Sectional time (s)	15.45	14.78	15.77	15.60	15.05	15.63	15.52	14.79	15.75	15.15	14.60		
		Cumulative time (s)	168.09	152.64	137.86	122.09	106.49	91.44	75.81	60.29	45.50	29.75	14.60	3:33.71	
		Speed (m/s)	12.94	13.53	12.68	12.82	13.29	12.80	12.89	13.52	12.70	13.20	13.70	12.17	
		Stride length (m)	6.51	6.67	6.31	6.25	6.54	6.28	6.22	6.50	6.20	6.11	6.55	5.89	
		Stride duration (s)	0.503	0.493	0.497	0.487	0.492	0.491	0.483	0.480	0.488	0.463	0.478	0.484	
		Stride efficiency (%)	66.22	69.51	62.20	60.96	66.82	61.61	60.52	65.94	60.06	58.35	67.13	54.22	
		Stride count	30.72	29.99	31.70	32.02	30.59	31.85	32.14	30.79	32.26	32.73	30.51	441.38	



Note: Horizontal distance axis grid lines are 200m furlongs.

Disclaimer.

HRNZ and NZMTC and Thoroughbred Ratings Pty Ltd accepts no responsibility for the completeness or accuracy of any of the information contained herein, and makes no representations about its suitability for any particular purpose. Users should make their own judgements about those matters and/or seek independent advice. You assume all risks associated with use of the data provided on this page.



Race Results



September 27, 2019, Race 4, HYDROFLOW HANDICAP TROT, Distance 2600m, Addington - Survey 3200m

Result	TAB no.	Horse (Barrier)	2600 to	2400m to
14th	12	Escargo (3)	2400m	2200m
		Position in running (margin)	-	13(14.6)
		Sectional time (s)	19.69	17.37
		Cumulative time (s)	214.48	194.79
		Speed (m/s)	10.16	11.51
		Stride length (m)	5.44	5.37
		Stride duration (s)	0.451	0.467
		Stride efficiency (%)	46.31	45.10
		Stride count	36.74	37.23

Disclaimer.

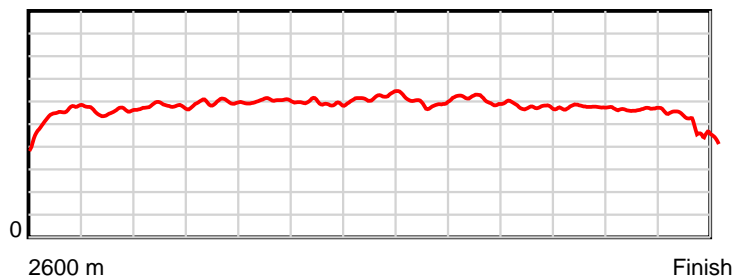
HRNZ and NZMTC and Thoroughbred Ratings Pty Ltd accepts no responsibility for the completeness or accuracy of any of the information contained herein, and makes no representations about its suitability for any particular purpose. Users should make their own judgements about those matters and/or seek independent advice. You assume all risks associated with use of the data provided on this page.

Race Results

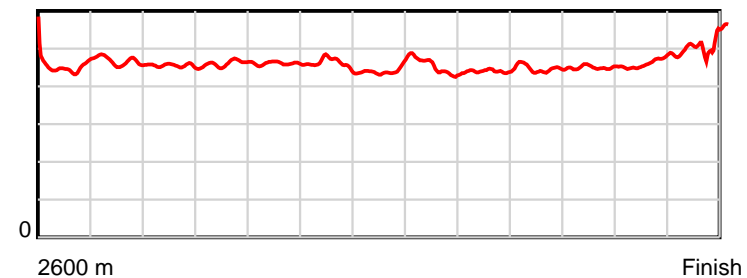
September 27, 2019, Race 4, HYDROFLOW HANDICAP TROT, Distance 2600m, Addington - Survey 3200m

Result	TAB no.	Horse (Barrier)	2200m to	2000m to	1800m to	1600m to	1400m to	1200m to	1000m to	800m to	600m to	400m to	200m to	Total or	Margin
14th	12	Escargo (3)	2000m	1800m	1600m	1400m	1200m	1000m	800m	600m	400m	200m	WP	Average	
		Position in running (margin)	13(24.3)	12(23.9)	12(23.9)	12(21.7)	12(18.6)	11(9.6)	11(8.3)	9(7.0)	12(10.3)	12(15.9)	12(24.2)		60.30
		Sectional time (s)	16.00	15.41	15.64	15.78	14.37	15.46	15.20	15.45	15.98	16.58	21.55		
		Cumulative time (s)	177.42	161.42	146.01	130.37	114.59	100.22	84.76	69.56	54.11	38.13	21.55	3:34.48	
		Speed (m/s)	12.50	12.98	12.79	12.67	13.92	12.94	13.16	12.94	12.52	12.06	9.28	12.12	
		Stride length (m)	5.68	5.99	5.88	5.82	6.23	5.78	5.83	5.76	5.64	5.62	4.76	5.66	
		Stride duration (s)	0.455	0.462	0.460	0.459	0.448	0.447	0.443	0.445	0.450	0.466	0.513	0.467	
		Stride efficiency (%)	50.45	56.10	54.11	52.99	60.70	52.27	53.13	51.89	49.63	49.37	35.44	50.00	
		Stride count	35.20	33.38	33.99	34.35	32.09	34.58	34.30	34.71	35.49	35.58	42.00	459.64	

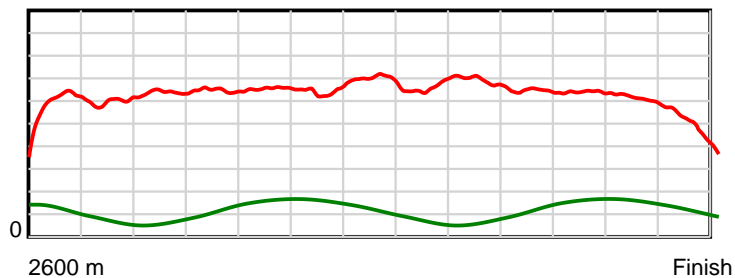
10 m Stride length



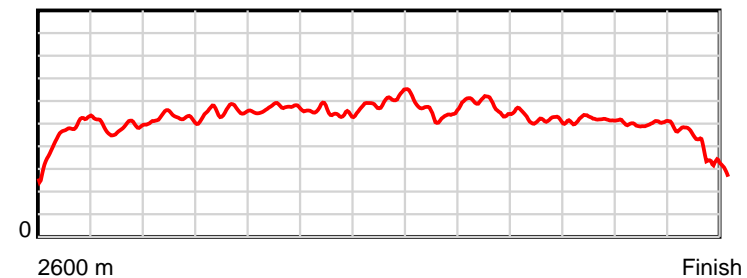
0.6 s Stride duration



20 m/sec Speed



100 % Stride efficiency



Note: Horizontal distance axis grid lines are 200m furlongs.

Disclaimer.

HRNZ and NZMTC and Thoroughbred Ratings Pty Ltd accepts no responsibility for the completeness or accuracy of any of the information contained herein, and makes no representations about its suitability for any particular purpose. Users should make their own judgements about those matters and/or seek independent advice. You assume all risks associated with use of the data provided on this page.