



## Race Results

NZ Metropolitan Trotting Club Inc, HRNZ, September 27, 2019

Compilation date: September 27, 2019, 9:11:47 PM (NZST)

Copyright © 2019 HRNZ and NZMTC. All rights reserved.

### Trademarks.

StrideMASTER is a registered trademark of Thoroughbred Ratings Pty Ltd.

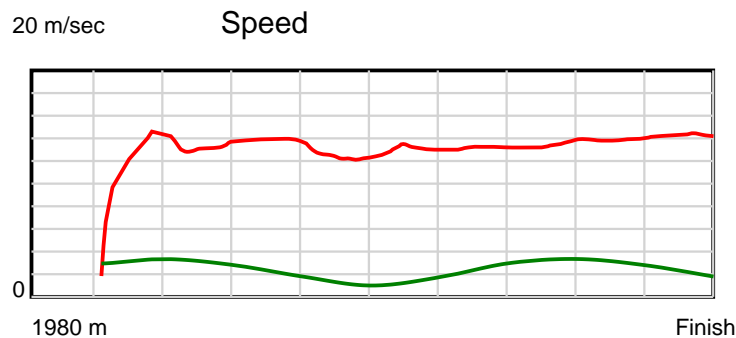
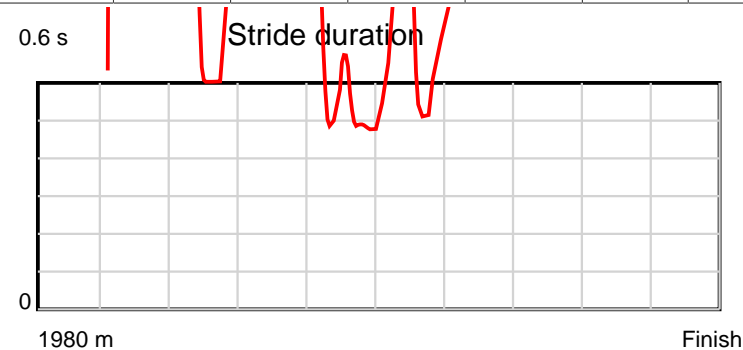
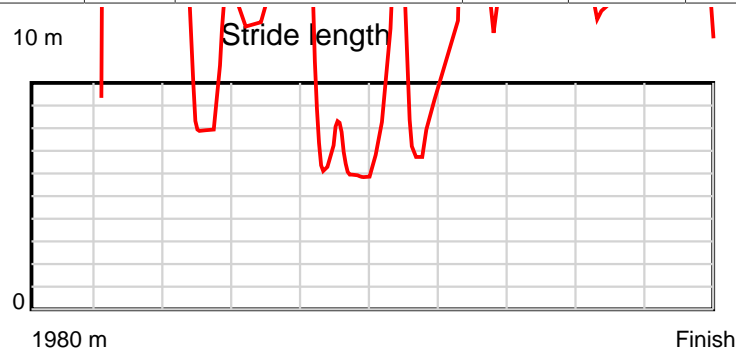
### Disclaimer.

HRNZ and NZMTC and Thoroughbred Ratings Pty Ltd accepts no responsibility for the completeness or accuracy of any of the information contained herein, and makes no representations about its suitability for any particular purpose. Users should make their own judgements about those matters and/or seek independent advice. You assume all risks associated with use of the data provided on this page.

# Race Results

September 27, 2019, Race 8, BLUE STAR TAXIS MOBILE PACE, Distance 1980m, Addington - Survey 1980m

Result	TAB no.	Horse (Barrier)	1980 to	1800m to	1600m to	1400m to	1200m to	1000m to	800m to	600m to	400m to	200m to	Total or	Margin
1st	8	Im A Gigolo (7)	1800m	1600m	1400m	1200m	1000m	800m	600m	400m	200m	WP	Average	
		Position in running (margin)	-	2(0.9)	1(0.0)	1(0.0)	1(0.0)	1(0.0)	1(0.0)	1(0.0)	1(0.0)	1(0.0)		0.00
		Sectional time (s)	11.76	14.58	15.35	14.45	16.14	15.04	15.34	14.65	14.39	13.85		
		Cumulative time (s)	145.55	133.79	119.21	103.86	89.41	73.27	58.23	42.89	28.24	13.85	2:25.55	
		Speed (m/s)	15.31	13.72	13.03	13.84	12.39	13.30	13.04	13.65	13.90	14.44	13.60	
		Stride length (m)	13.45	15.87	9.09	18.25	6.55	10.85	11.43	14.57	11.48	12.35	11.46	
		Stride duration (s)	0.879	1.157	0.698	1.319	0.528	0.816	0.877	1.067	0.826	0.856	0.843	
		Stride efficiency (%)	282.64	393.61	129.13	520.62	67.02	183.82	204.23	331.83	205.82	238.42	205.29	
		Stride count	13.38	12.60	22.00	10.96	30.54	18.44	17.49	13.72	17.43	16.19	172.75	



Note: Horizontal distance axis grid lines are 200m furlongs.

**Disclaimer.**

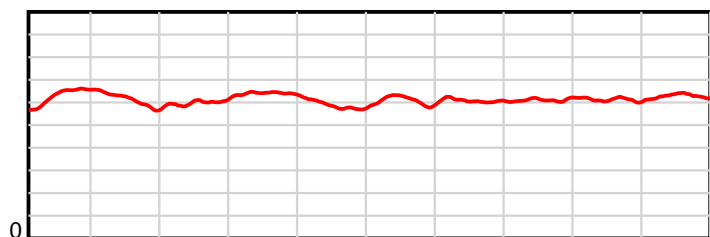
HRNZ and NZMTC and Thoroughbred Ratings Pty Ltd accepts no responsibility for the completeness or accuracy of any of the information contained herein, and makes no representations about its suitability for any particular purpose. Users should make their own judgements about those matters and/or seek independent advice. You assume all risks associated with use of the data provided on this page.

# Race Results

September 27, 2019, Race 8, BLUE STAR TAXIS MOBILE PACE, Distance 1980m, Addington - Survey 1980m

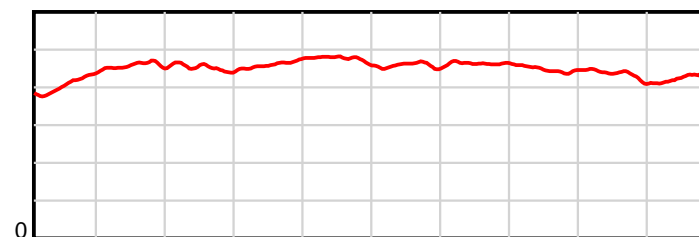
Result	TAB no.	Horse (Barrier)	1980 to	1800m to	1600m to	1400m to	1200m to	1000m to	800m to	600m to	400m to	200m to	Total or	Margin
2nd	2	<b>Skipypys Deligh... (2)</b>	<b>1800m</b>	<b>1600m</b>	<b>1400m</b>	<b>1200m</b>	<b>1000m</b>	<b>800m</b>	<b>600m</b>	<b>400m</b>	<b>200m</b>	<b>WP</b>	<b>Average</b>	
		Position in running (margin)	-	1(0.0)	2(2.6)	3(1.6)	3(1.8)	4(2.4)	3(2.3)	3(2.2)	3(2.5)	3(1.4)		0.60
		Sectional time (s)	11.63	15.16	15.20	14.49	16.22	15.03	15.32	14.70	14.20	13.71		
		Cumulative time (s)	145.66	134.03	118.87	103.67	89.18	72.96	57.93	42.61	27.91	13.71	2:25.66	
		Speed (m/s)	15.48	13.19	13.16	13.80	12.33	13.31	13.05	13.61	14.08	14.59	13.59	
		Stride length (m)	6.37	6.04	5.95	6.38	5.86	6.09	6.05	6.09	6.11	6.24	6.11	
		Stride duration (s)	0.410	0.458	0.452	0.462	0.475	0.457	0.464	0.447	0.434	0.428	0.450	
		Stride efficiency (%)	63.36	57.09	55.35	63.58	53.63	57.87	57.28	57.87	58.27	60.92	58.36	
		Stride count	28.27	33.09	33.60	31.35	34.14	32.87	33.03	32.87	32.75	32.03	324.00	

10 m Stride length



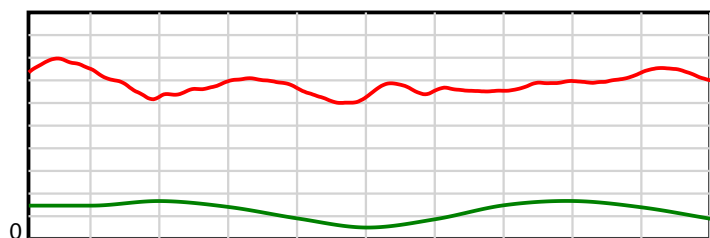
1980 m Finish

0.6 s Stride duration



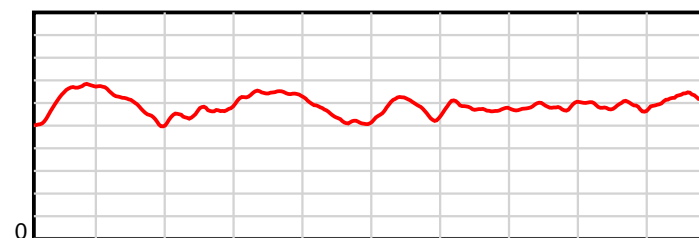
1980 m Finish

20 m/sec Speed



1980 m Finish

100 % Stride efficiency



1980 m Finish

Note: Horizontal distance axis grid lines are 200m furlongs.

## Disclaimer.

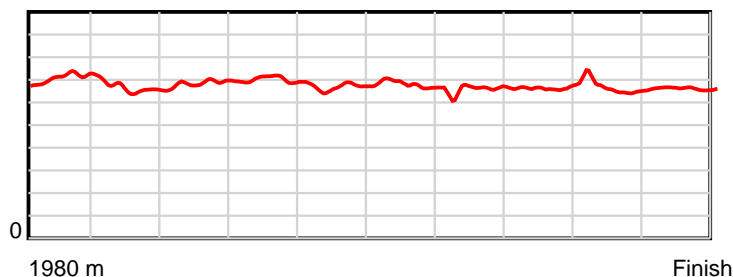
HRNZ and NZMTC and Thoroughbred Ratings Pty Ltd accepts no responsibility for the completeness or accuracy of any of the information contained herein, and makes no representations about its suitability for any particular purpose. Users should make their own judgements about those matters and/or seek independent advice. You assume all risks associated with use of the data provided on this page.

# Race Results

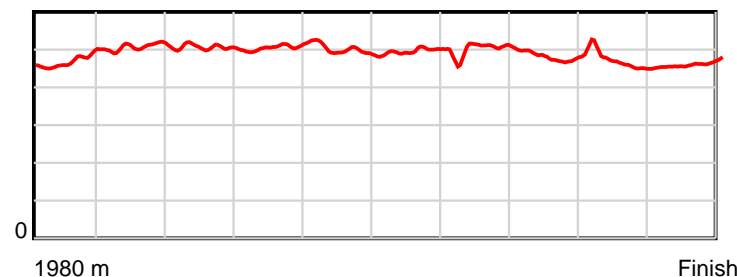
September 27, 2019, Race 8, BLUE STAR TAXIS MOBILE PACE, Distance 1980m, Addington - Survey 1980m

Result	TAB no.	Horse (Barrier)	1980 to	1800m to	1600m to	1400m to	1200m to	1000m to	800m to	600m to	400m to	200m to	Total or	Margin
3rd	4	Tyron's Bit Of... (3)	1800m	1600m	1400m	1200m	1000m	800m	600m	400m	200m	WP	Average	
		Position in running (margin)	-	4(2.1)	8(8.0)	8(6.4)	8(6.8)	2(2.2)	2(1.5)	2(0.9)	2(1.0)	2(1.0)		2.20
		Sectional time (s)	12.08	15.72	15.07	14.53	15.36	14.92	15.25	14.65	14.39	13.98		
		Cumulative time (s)	145.95	133.87	118.15	103.08	88.55	73.19	58.27	43.02	28.37	13.98	2:25.95	
		Speed (m/s)	14.90	12.72	13.27	13.76	13.02	13.40	13.11	13.65	13.90	14.31	13.57	
		Stride length (m)	7.09	6.46	6.71	6.97	6.49	6.66	6.52	6.55	6.47	6.62	6.64	
		Stride duration (s)	0.470	0.508	0.506	0.506	0.498	0.497	0.497	0.480	0.466	0.463	0.490	
		Stride efficiency (%)	78.59	65.23	70.29	75.89	65.81	69.34	66.38	67.01	65.46	68.58	68.98	
		Stride count	25.38	30.96	29.82	28.70	30.82	30.02	30.69	30.54	30.90	30.19	298.02	

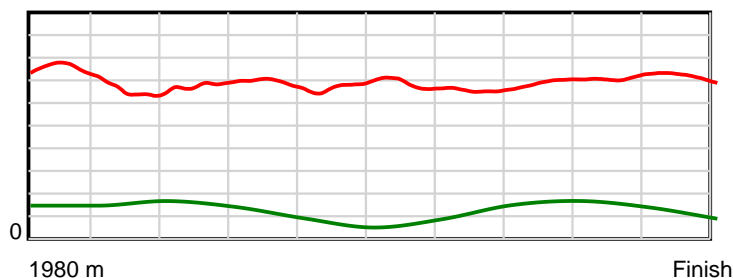
10 m Stride length



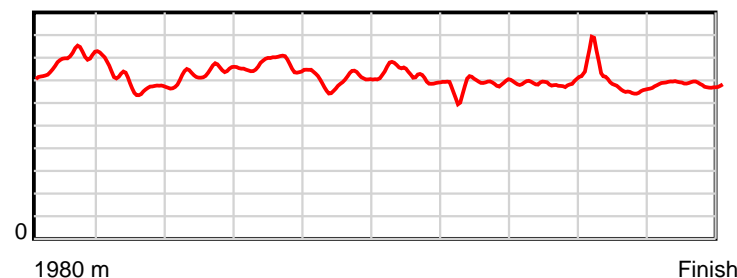
0.6 s Stride duration



20 m/sec Speed



100 % Stride efficiency



Note: Horizontal distance axis grid lines are 200m furlongs.

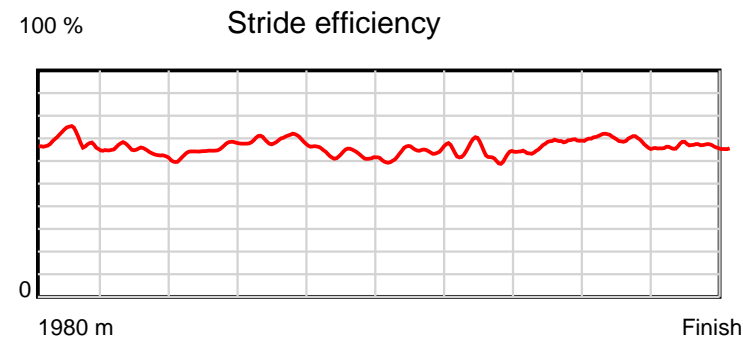
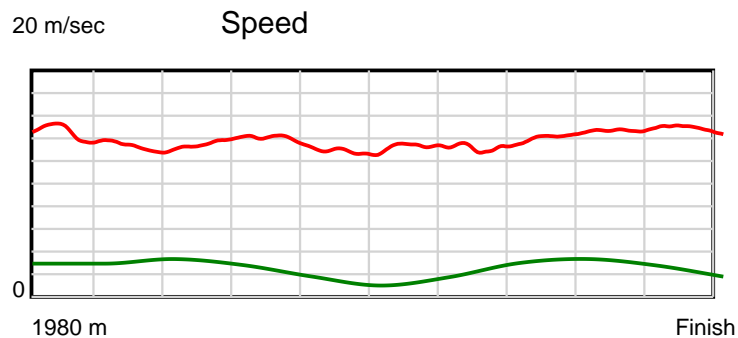
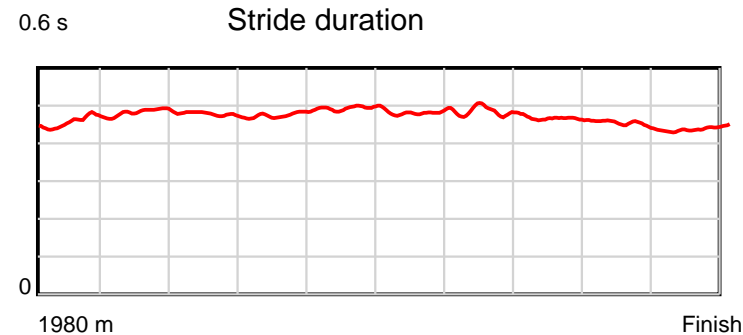
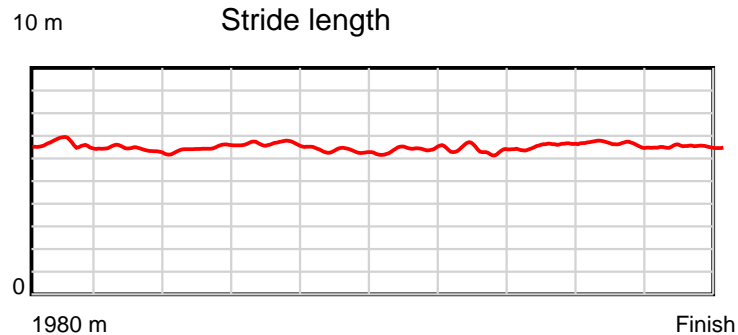
## Disclaimer.

HRNZ and NZMTC and Thoroughbred Ratings Pty Ltd accepts no responsibility for the completeness or accuracy of any of the information contained herein, and makes no representations about its suitability for any particular purpose. Users should make their own judgements about those matters and/or seek independent advice. You assume all risks associated with use of the data provided on this page.

# Race Results

September 27, 2019, Race 8, BLUE STAR TAXIS MOBILE PACE, Distance 1980m, Addington - Survey 1980m

Result	TAB no.	Horse (Barrier)	1980 to	1800m to	1600m to	1400m to	1200m to	1000m to	800m to	600m to	400m to	200m to	Total or	Margin
4th	5	<b>Willison (4)</b>	<b>1800m</b>	<b>1600m</b>	<b>1400m</b>	<b>1200m</b>	<b>1000m</b>	<b>800m</b>	<b>600m</b>	<b>400m</b>	<b>200m</b>	<b>WP</b>	<b>Average</b>	
		Position in running (margin)	-	10(5.4)	9(10.4)	9(8.9)	9(9.0)	9(8.0)	10(9.1)	11(8.3)	11(8.0)	11(6.5)		4.20
		Sectional time (s)	12.50	15.57	15.10	14.47	15.97	15.22	15.20	14.60	14.13	13.55		
		Cumulative time (s)	146.31	133.81	118.24	103.14	88.67	72.70	57.48	42.28	27.68	13.55	2:26.31	
		Speed (m/s)	14.40	12.85	13.25	13.82	12.52	13.14	13.16	13.70	14.15	14.76	13.53	
		Stride length (m)	6.60	6.20	6.32	6.58	6.19	6.33	6.36	6.35	6.36	6.50	6.37	
		Stride duration (s)	0.459	0.483	0.477	0.476	0.494	0.482	0.484	0.464	0.449	0.440	0.471	
		Stride efficiency (%)	68.02	60.16	62.46	67.61	59.78	62.62	63.26	63.08	63.23	66.01	63.50	
		Stride count	27.28	32.23	31.63	30.41	32.34	31.59	31.43	31.48	31.44	30.77	310.60	



Note: Horizontal distance axis grid lines are 200m furlongs.

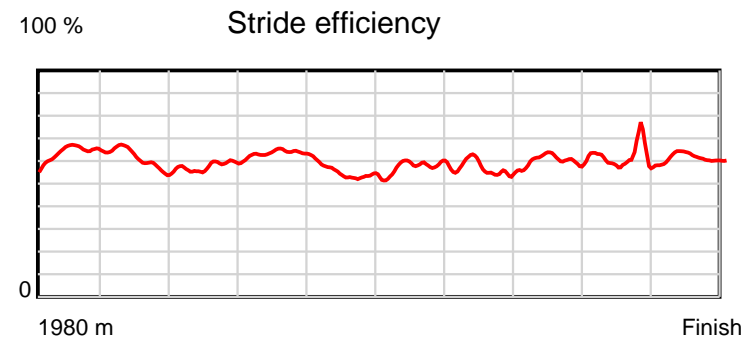
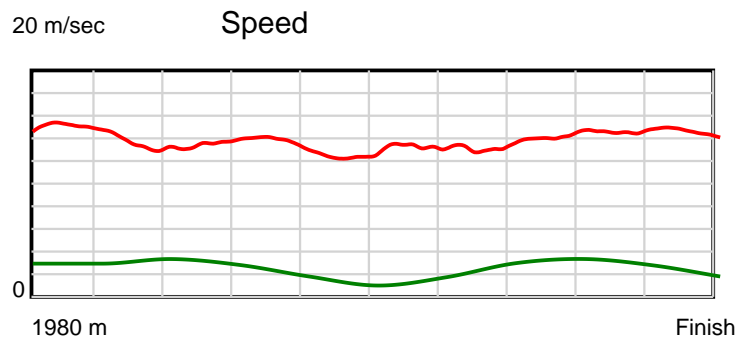
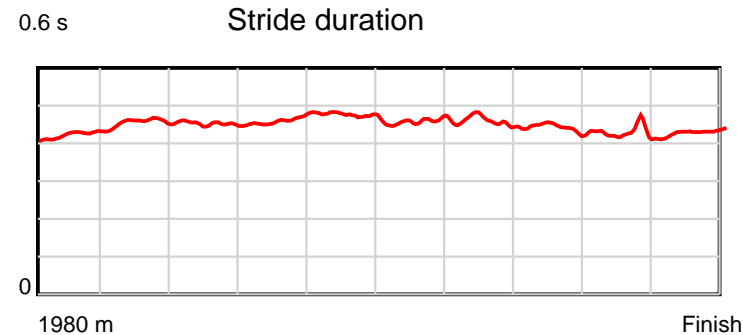
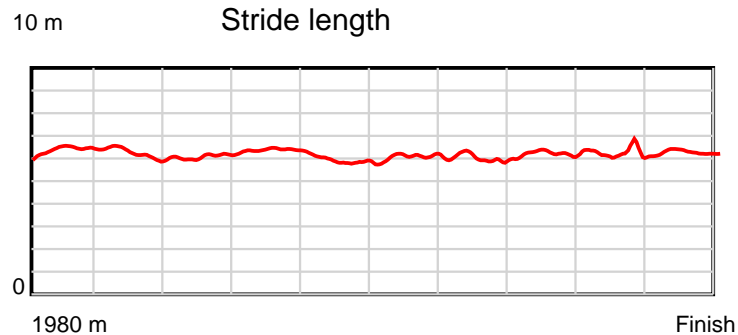
#### Disclaimer.

HRNZ and NZMTC and Thoroughbred Ratings Pty Ltd accepts no responsibility for the completeness or accuracy of any of the information contained herein, and makes no representations about its suitability for any particular purpose. Users should make their own judgements about those matters and/or seek independent advice. You assume all risks associated with use of the data provided on this page.

# Race Results

September 27, 2019, Race 8, BLUE STAR TAXIS MOBILE PACE, Distance 1980m, Addington - Survey 1980m

Result	TAB no.	Horse (Barrier)	1980 to	1800m to	1600m to	1400m to	1200m to	1000m to	800m to	600m to	400m to	200m to	Total or	Margin
5th	11	Above N Beyond (10)	1800m	1600m	1400m	1200m	1000m	800m	600m	400m	200m	WP	Average	
		Position in running (margin)	-	8(4.3)	6(5.8)	6(4.4)	6(4.6)	7(6.0)	8(6.7)	9(6.3)	8(5.9)	7(5.0)		4.70
		Sectional time (s)	12.35	14.98	15.11	14.49	16.36	15.17	15.26	14.59	14.23	13.85		
		Cumulative time (s)	146.39	134.04	119.06	103.95	89.46	73.10	57.93	42.67	28.08	13.85	2:26.39	
		Speed (m/s)	14.58	13.35	13.24	13.80	12.22	13.18	13.11	13.71	14.05	14.44	13.53	
		Stride length (m)	6.38	6.09	5.98	6.37	5.80	6.04	6.00	6.04	5.95	6.25	6.08	
		Stride duration (s)	0.424	0.456	0.452	0.462	0.475	0.458	0.458	0.441	0.424	0.433	0.450	
		Stride efficiency (%)	63.52	57.93	55.95	63.44	52.65	56.97	56.21	57.10	55.37	61.10	57.83	
		Stride count	28.23	32.85	33.42	31.39	34.46	33.12	33.35	33.09	33.60	31.98	325.49	



Note: Horizontal distance axis grid lines are 200m furlongs.

#### Disclaimer.

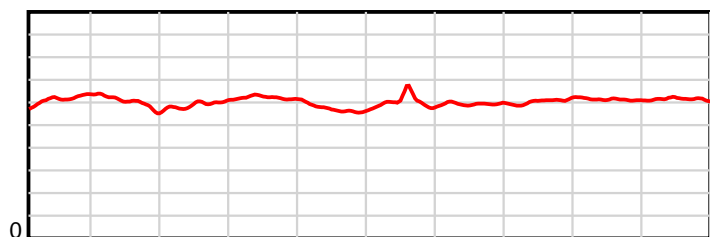
HRNZ and NZMTC and Thoroughbred Ratings Pty Ltd accepts no responsibility for the completeness or accuracy of any of the information contained herein, and makes no representations about its suitability for any particular purpose. Users should make their own judgements about those matters and/or seek independent advice. You assume all risks associated with use of the data provided on this page.

# Race Results

September 27, 2019, Race 8, BLUE STAR TAXIS MOBILE PACE, Distance 1980m, Addington - Survey 1980m

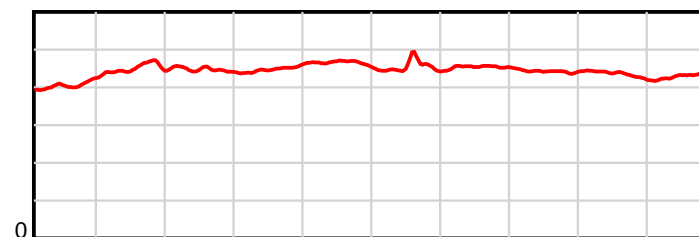
Result	TAB no.	Horse (Barrier)	1980 to	1800m to	1600m to	1400m to	1200m to	1000m to	800m to	600m to	400m to	200m to	Total or	Margin
6th	1	Lets Hustle (1)	1800m	1600m	1400m	1200m	1000m	800m	600m	400m	200m	WP	Average	
		Position in running (margin)	-	3(1.8)	5(5.3)	5(3.8)	5(4.2)	5(4.2)	5(4.3)	5(3.7)	6(4.4)	4(3.8)		5.00
		Sectional time (s)	11.88	15.31	15.11	14.52	16.13	15.06	15.24	14.76	14.29	14.15		
		Cumulative time (s)	146.45	134.57	119.26	104.15	89.63	73.50	58.44	43.20	28.44	14.15	2:26.45	
		Speed (m/s)	15.15	13.06	13.24	13.77	12.40	13.28	13.12	13.55	14.00	14.13	13.52	
		Stride length (m)	6.18	5.89	5.92	6.19	5.76	6.00	5.96	6.00	6.08	6.12	6.00	
		Stride duration (s)	0.407	0.451	0.447	0.449	0.465	0.452	0.454	0.442	0.434	0.433	0.444	
		Stride efficiency (%)	59.68	54.24	54.81	59.80	51.82	56.19	55.47	56.20	57.70	58.50	56.33	
		Stride count	29.13	33.95	33.77	32.33	34.73	33.35	33.57	33.35	32.91	32.69	329.78	

10 m Stride length



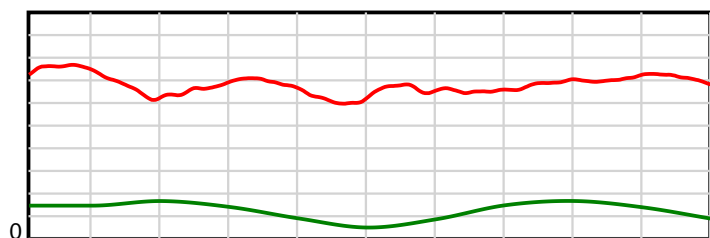
1980 m Finish

0.6 s Stride duration



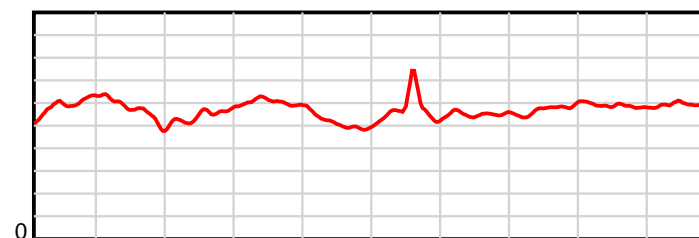
1980 m Finish

20 m/sec Speed



1980 m Finish

100 % Stride efficiency



1980 m Finish

Note: Horizontal distance axis grid lines are 200m furlongs.

## Disclaimer.

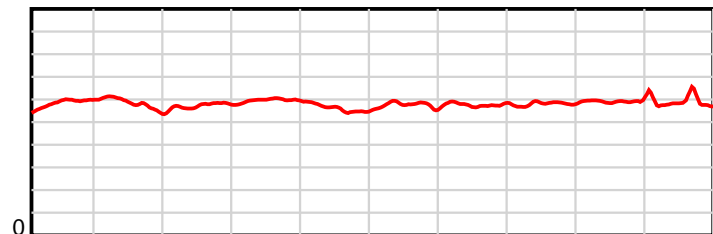
HRNZ and NZMTC and Thoroughbred Ratings Pty Ltd accepts no responsibility for the completeness or accuracy of any of the information contained herein, and makes no representations about its suitability for any particular purpose. Users should make their own judgements about those matters and/or seek independent advice. You assume all risks associated with use of the data provided on this page.

# Race Results

September 27, 2019, Race 8, BLUE STAR TAXIS MOBILE PACE, Distance 1980m, Addington - Survey 1980m

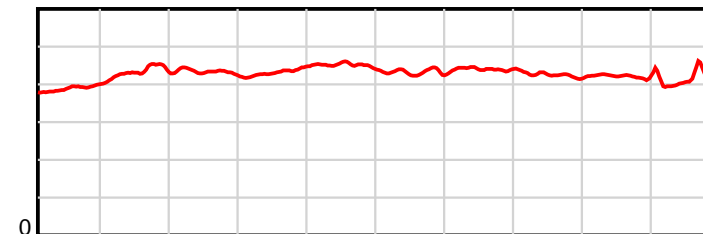
Result	TAB no.	Horse (Barrier)	1980 to	1800m to	1600m to	1400m to	1200m to	1000m to	800m to	600m to	400m to	200m to	Total or	Margin
7th	10	<b>Machs Mareta (9)</b>	<b>1800m</b>	<b>1600m</b>	<b>1400m</b>	<b>1200m</b>	<b>1000m</b>	<b>800m</b>	<b>600m</b>	<b>400m</b>	<b>200m</b>	<b>WP</b>	<b>Average</b>	
		Position in running (margin)	-	7(4.3)	7(6.6)	7(5.8)	7(6.2)	8(6.2)	7(5.6)	8(5.4)	9(6.1)	9(5.6)		7.20
		Sectional time (s)	12.25	15.12	15.22	14.51	16.15	14.94	15.30	14.76	14.31	14.29		
		Cumulative time (s)	146.85	134.60	119.48	104.26	89.75	73.60	58.66	43.36	28.60	14.29	2:26.85	
		Speed (m/s)	14.70	13.23	13.14	13.78	12.38	13.39	13.07	13.55	13.98	14.00	13.48	
		Stride length (m)	5.86	5.74	5.70	5.97	5.58	5.79	5.76	5.76	5.90	5.79	5.78	
		Stride duration (s)	0.390	0.434	0.434	0.433	0.451	0.432	0.440	0.425	0.422	0.414	0.429	
		Stride efficiency (%)	53.71	51.46	50.73	55.64	48.65	52.35	51.79	51.77	54.40	52.34	52.22	
		Stride count	30.70	34.85	35.10	33.52	35.84	34.56	34.74	34.75	33.90	34.56	342.52	

10 m Stride length



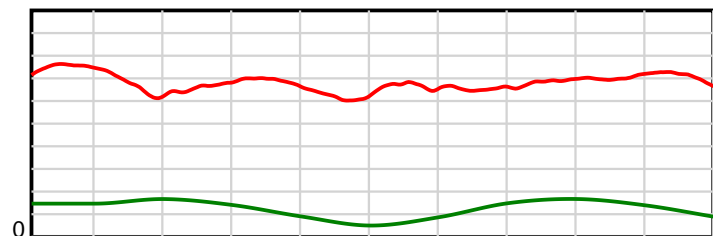
1980 m Finish

0.6 s Stride duration



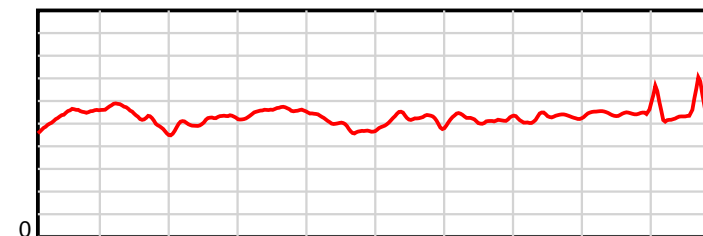
1980 m Finish

20 m/sec Speed



1980 m Finish

100 % Stride efficiency



1980 m Finish

Note: Horizontal distance axis grid lines are 200m furlongs.

## Disclaimer.

HRNZ and NZMTC and Thoroughbred Ratings Pty Ltd accepts no responsibility for the completeness or accuracy of any of the information contained herein, and makes no representations about its suitability for any particular purpose. Users should make their own judgements about those matters and/or seek independent advice. You assume all risks associated with use of the data provided on this page.

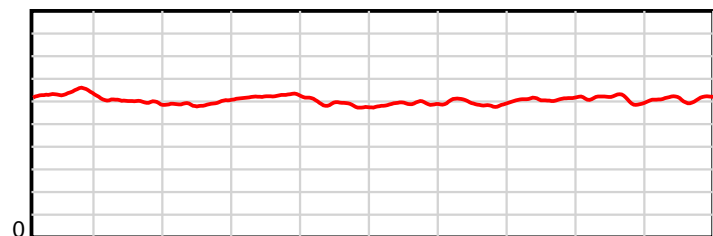


# Race Results

September 27, 2019, Race 8, BLUE STAR TAXIS MOBILE PACE, Distance 1980m, Addington - Survey 1980m

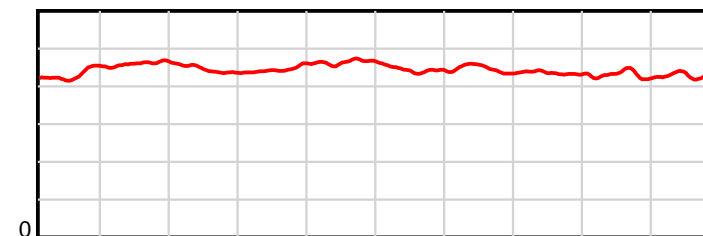
Result	TAB no.	Horse (Barrier)	1980 to	1800m to	1600m to	1400m to	1200m to	1000m to	800m to	600m to	400m to	200m to	Total or	Margin
8th	7	<b>Doctor Tim (6)</b>	<b>1800m</b>	<b>1600m</b>	<b>1400m</b>	<b>1200m</b>	<b>1000m</b>	<b>800m</b>	<b>600m</b>	<b>400m</b>	<b>200m</b>	<b>WP</b>	<b>Average</b>	
		Position in running (margin)	-	11(6.5)	11(13.2)	10(11.3)	10(10.6)	10(9.0)	9(8.6)	10(7.2)	10(6.6)	10(6.3)		7.70
		Sectional time (s)	12.63	15.85	15.04	14.33	15.87	14.99	15.09	14.56	14.34	14.24		
		Cumulative time (s)	146.94	134.31	118.46	103.42	89.09	73.22	58.23	43.14	28.58	14.24	2:26.94	
		Speed (m/s)	14.25	12.62	13.30	13.96	12.60	13.34	13.25	13.74	13.95	14.04	13.48	
		Stride length (m)	6.35	5.80	5.91	6.23	5.85	5.91	5.92	5.98	5.99	6.08	5.99	
		Stride duration (s)	0.432	0.460	0.444	0.446	0.464	0.443	0.446	0.436	0.429	0.433	0.445	
		Stride efficiency (%)	63.02	52.59	54.59	60.61	53.48	54.56	54.70	55.94	56.06	57.76	56.15	
		Stride count	28.34	34.47	33.84	32.11	34.19	33.85	33.80	33.43	33.39	32.90	330.32	

10 m Stride length



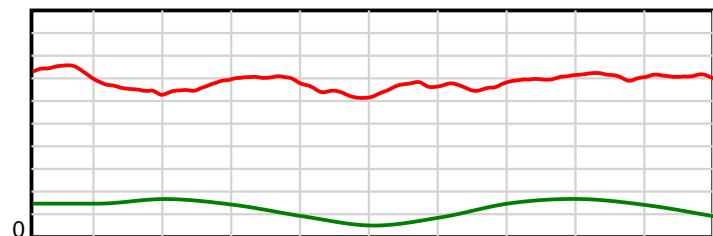
1980 m Finish

0.6 s Stride duration



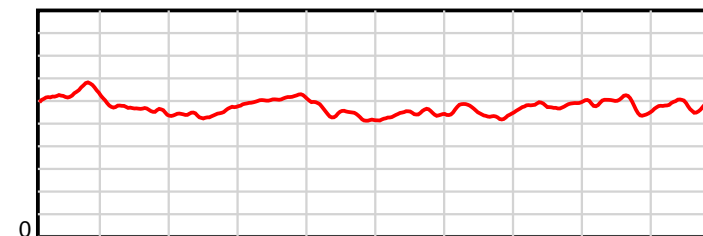
1980 m Finish

20 m/sec Speed



1980 m Finish

100 % Stride efficiency



1980 m Finish

Note: Horizontal distance axis grid lines are 200m furlongs.

## Disclaimer.

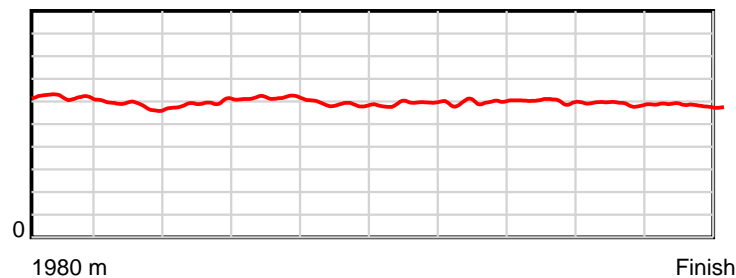
HRNZ and NZMTC and Thoroughbred Ratings Pty Ltd accepts no responsibility for the completeness or accuracy of any of the information contained herein, and makes no representations about its suitability for any particular purpose. Users should make their own judgements about those matters and/or seek independent advice. You assume all risks associated with use of the data provided on this page.

# Race Results

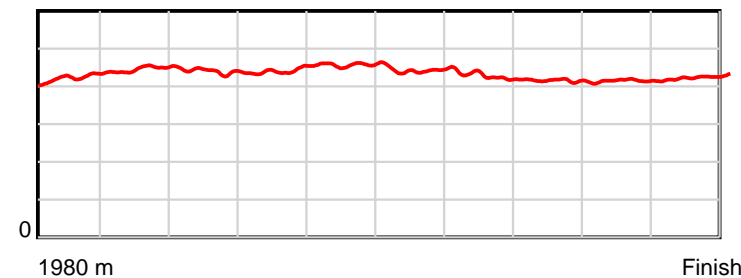
September 27, 2019, Race 8, BLUE STAR TAXIS MOBILE PACE, Distance 1980m, Addington - Survey 1980m

Result	TAB no.	Horse (Barrier)	1980 to	1800m to	1600m to	1400m to	1200m to	1000m to	800m to	600m to	400m to	200m to	Total or	Margin
9th	9	Letterkenny Bo... (8)	1800m	1600m	1400m	1200m	1000m	800m	600m	400m	200m	WP	Average	
		Position in running (margin)	-	9(5.3)	10(12.5)	11(11.7)	11(10.9)	11(10.0)	11(11.0)	7(4.8)	4(3.1)	5(3.8)		8.10
		Sectional time (s)	12.35	15.94	15.22	14.33	15.98	15.22	14.30	14.36	14.51	14.80		
		Cumulative time (s)	147.01	134.66	118.72	103.50	89.17	73.19	57.97	43.67	29.31	14.80	2:27.01	
		Speed (m/s)	14.58	12.55	13.14	13.96	12.52	13.14	13.99	13.93	13.78	13.51	13.47	
		Stride length (m)	6.18	5.60	5.79	6.17	5.73	5.82	5.96	5.77	5.72	5.74	5.84	
		Stride duration (s)	0.424	0.446	0.440	0.442	0.458	0.443	0.426	0.414	0.415	0.425	0.433	
		Stride efficiency (%)	59.61	48.94	52.30	59.43	51.32	52.91	55.44	52.07	51.20	51.54	53.26	
		Stride count	29.14	35.74	34.57	32.43	34.90	34.37	33.58	34.65	34.94	34.82	339.14	

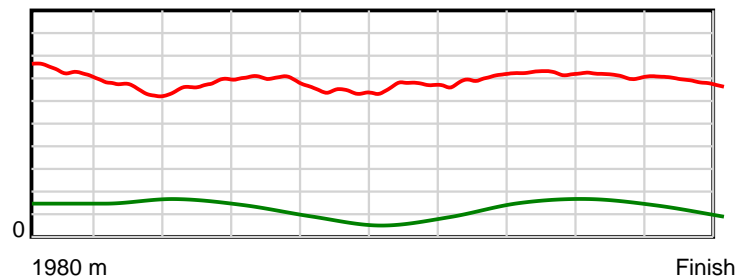
10 m Stride length



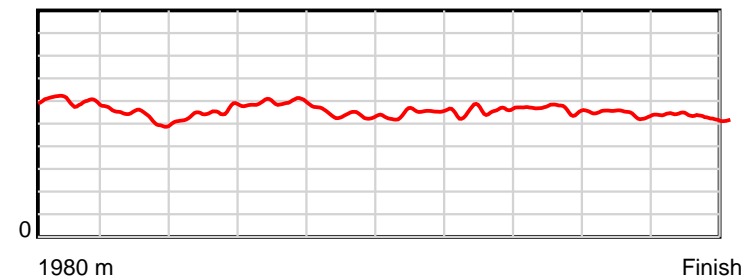
0.6 s Stride duration



20 m/sec Speed



100 % Stride efficiency



Note: Horizontal distance axis grid lines are 200m furlongs.

## Disclaimer.

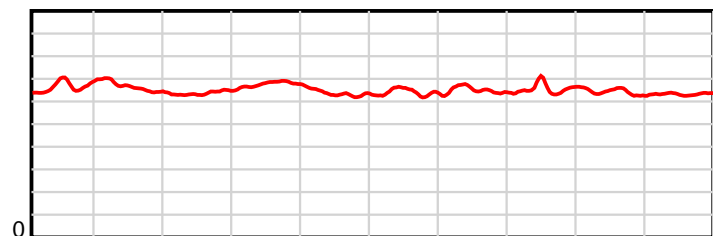
HRNZ and NZMTC and Thoroughbred Ratings Pty Ltd accepts no responsibility for the completeness or accuracy of any of the information contained herein, and makes no representations about its suitability for any particular purpose. Users should make their own judgements about those matters and/or seek independent advice. You assume all risks associated with use of the data provided on this page.

# Race Results

September 27, 2019, Race 8, BLUE STAR TAXIS MOBILE PACE, Distance 1980m, Addington - Survey 1980m

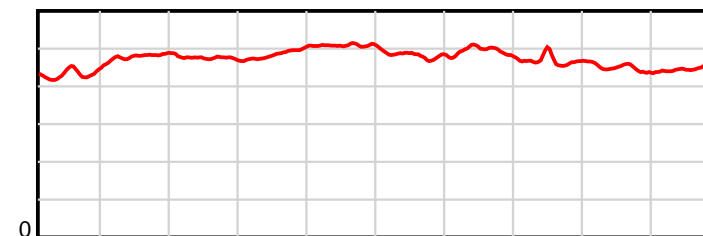
Result	TAB no.	Horse (Barrier)	1980 to	1800m to	1600m to	1400m to	1200m to	1000m to	800m to	600m to	400m to	200m to	Total or	Margin
10th	12	Givemewhatinee... (11)	1800m	1600m	1400m	1200m	1000m	800m	600m	400m	200m	WP	Average	
		Position in running (margin)	-	5(2.5)	3(2.9)	4(2.1)	4(2.9)	6(4.4)	6(5.2)	6(4.5)	7(4.8)	8(5.1)		8.20
		Sectional time (s)	12.12	14.80	15.22	14.60	16.38	15.18	15.22	14.69	14.44	14.37		
		Cumulative time (s)	147.02	134.90	120.10	104.88	90.28	73.90	58.72	43.50	28.81	14.37	2:27.02	
		Speed (m/s)	14.85	13.51	13.14	13.70	12.21	13.18	13.14	13.61	13.85	13.92	13.47	
		Stride length (m)	6.67	6.49	6.23	6.69	6.19	6.32	6.47	6.36	6.18	6.34	6.39	
		Stride duration (s)	0.434	0.480	0.474	0.488	0.507	0.479	0.492	0.467	0.446	0.455	0.474	
		Stride efficiency (%)	69.45	65.77	60.68	69.93	59.96	62.39	65.42	63.11	59.60	62.75	63.71	
		Stride count	27.00	30.83	32.10	29.90	32.29	31.65	30.91	31.47	32.38	31.56	310.09	

10 m Stride length



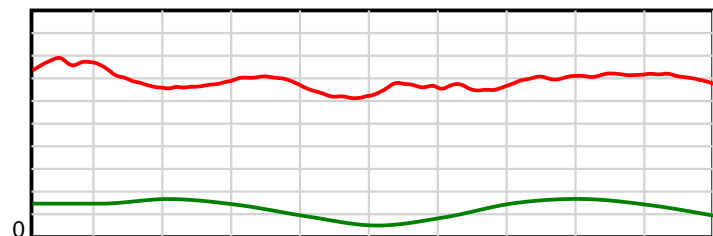
1980 m Finish

0.6 s Stride duration



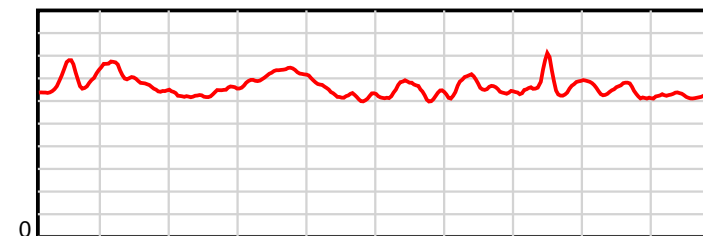
1980 m Finish

20 m/sec Speed



1980 m Finish

100 % Stride efficiency



1980 m Finish

Note: Horizontal distance axis grid lines are 200m furlongs.

## Disclaimer.

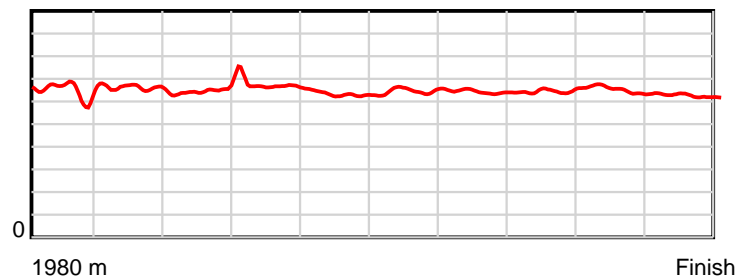
HRNZ and NZMTC and Thoroughbred Ratings Pty Ltd accepts no responsibility for the completeness or accuracy of any of the information contained herein, and makes no representations about its suitability for any particular purpose. Users should make their own judgements about those matters and/or seek independent advice. You assume all risks associated with use of the data provided on this page.

# Race Results

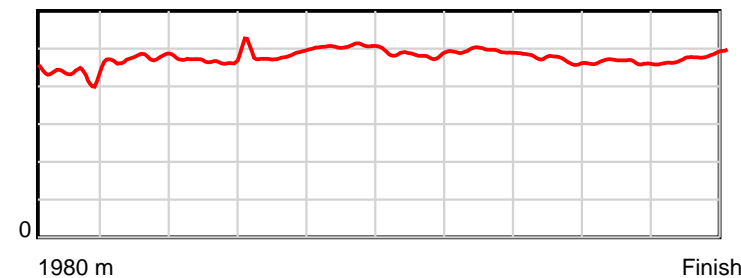
September 27, 2019, Race 8, BLUE STAR TAXIS MOBILE PACE, Distance 1980m, Addington - Survey 1980m

Result	TAB no.	Horse (Barrier)	1980 to	1800m to	1600m to	1400m to	1200m to	1000m to	800m to	600m to	400m to	200m to	Total or	Margin
11th	6	Somekindawonde... (5)	1800m	1600m	1400m	1200m	1000m	800m	600m	400m	200m	WP	Average	
		Position in running (margin)	-	6(2.6)	4(3.9)	2(0.5)	2(1.0)	3(2.3)	4(3.4)	4(3.2)	5(3.2)	6(4.7)		13.50
		Sectional time (s)	12.03	14.95	14.79	14.53	16.35	15.24	15.30	14.65	14.64	15.50		
		Cumulative time (s)	147.98	135.95	121.00	106.21	91.68	75.33	60.09	44.79	30.14	15.50	2:27.98	
		Speed (m/s)	14.96	13.38	13.52	13.76	12.23	13.12	13.07	13.65	13.66	12.90	13.38	
		Stride length (m)	6.48	6.36	6.39	6.63	6.19	6.35	6.45	6.42	6.35	6.20	6.38	
		Stride duration (s)	0.431	0.475	0.472	0.482	0.506	0.484	0.494	0.470	0.465	0.480	0.477	
		Stride efficiency (%)	65.60	63.14	63.76	68.66	59.85	63.09	65.03	64.32	62.97	59.99	63.55	
		Stride count	27.78	31.46	31.31	30.17	32.32	31.48	31.00	31.17	31.51	32.28	310.48	

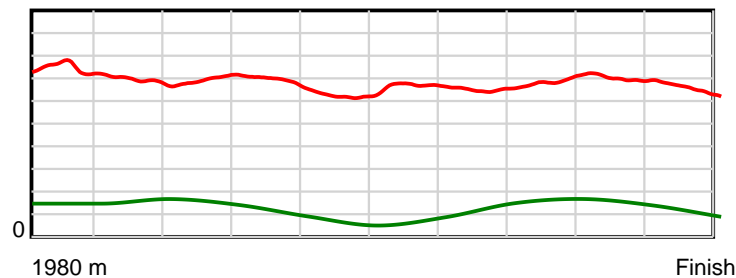
10 m Stride length



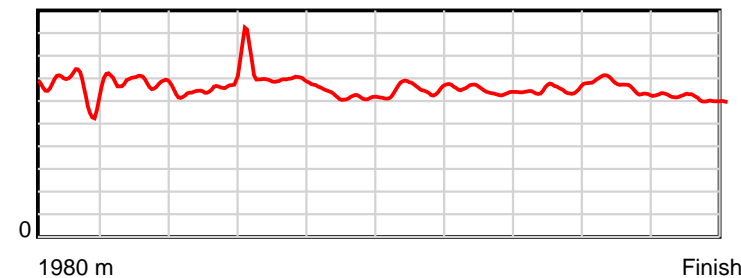
0.6 s Stride duration



20 m/sec Speed



100 % Stride efficiency



Note: Horizontal distance axis grid lines are 200m furlongs.

## Disclaimer.

HRNZ and NZMTC and Thoroughbred Ratings Pty Ltd accepts no responsibility for the completeness or accuracy of any of the information contained herein, and makes no representations about its suitability for any particular purpose. Users should make their own judgements about those matters and/or seek independent advice. You assume all risks associated with use of the data provided on this page.