



Race Results

NZ Metropolitan Trotting Club Inc, HRNZ, October 04, 2019

Compilation date: October 4, 2019, 7:33:36 PM (NZDT)

Copyright © 2019 HRNZ and NZMTC. All rights reserved.

Trademarks.

StrideMASTER is a registered trademark of Thoroughbred Ratings Pty Ltd.

Disclaimer.

HRNZ and NZMTC and Thoroughbred Ratings Pty Ltd accepts no responsibility for the completeness or accuracy of any of the information contained herein, and makes no representations about its suitability for any particular purpose. Users should make their own judgements about those matters and/or seek independent advice. You assume all risks associated with use of the data provided on this page.



Race Results



October 04, 2019, Race 5, CANTERBURY PRINT SERVICE LTD TROTting CUP (HANDICAP TROT), Distance 2600m, Addington - Survey 3200m

Result	TAB no.	Horse (Barrier)	2600 to	2400m to
1st	1	Oscar Bonavena (4)	2400m	2200m
		Position in running (margin)	-	8(23.8)
		Sectional time (s)	20.25	14.73
		Cumulative time (s)	199.64	179.39
		Speed (m/s)	9.87	13.58
		Stride length (m)	4.58	5.86
		Stride duration (s)	0.455	0.432
		Stride efficiency (%)	32.71	53.64
		Stride count	43.71	34.14

Disclaimer.

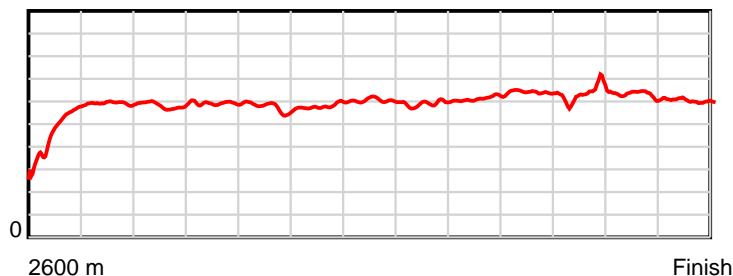
HRNZ and NZMTC and Thoroughbred Ratings Pty Ltd accepts no responsibility for the completeness or accuracy of any of the information contained herein, and makes no representations about its suitability for any particular purpose. Users should make their own judgements about those matters and/or seek independent advice. You assume all risks associated with use of the data provided on this page.

Race Results

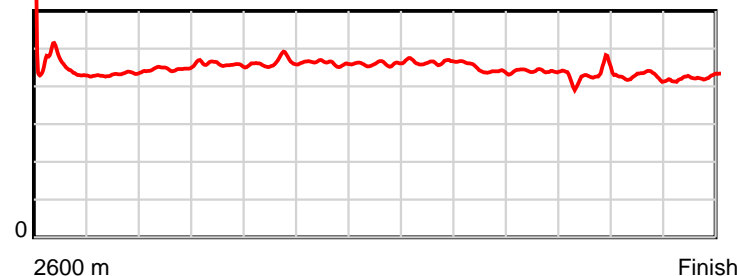
October 04, 2019, Race 5, CANTERBURY PRINT SERVICE LTD TROTTING CUP (HANDICAP TROT), Distance 2600m, Addington - Survey 3200m

Result	TAB no.	Horse (Barrier)	2200m to	2000m to	1800m to	1600m to	1400m to	1200m to	1000m to	800m to	600m to	400m to	200m to	Total or	Margin
1st	1	Oscar Bonavena (4)	2000m	1800m	1600m	1400m	1200m	1000m	800m	600m	400m	200m	WP	Average	
		Position in running (margin)	8(23.3)	8(16.8)	8(15.1)	8(15.4)	8(10.7)	8(9.2)	8(8.9)	5(3.0)	4(2.0)	3(1.6)	3(1.1)		0.00
		Sectional time (s)	15.19	15.50	16.24	16.21	15.14	15.95	14.76	13.77	13.94	13.80	14.16		
		Cumulative time (s)	164.66	149.47	133.97	117.73	101.52	86.38	70.43	55.67	41.90	27.96	14.16	3:19.64	
		Speed (m/s)	13.17	12.90	12.32	12.34	13.21	12.54	13.55	14.52	14.35	14.49	14.12	13.02	
		Stride length (m)	5.88	5.92	5.71	5.70	6.07	5.82	6.03	6.41	6.10	6.16	6.00	5.83	
		Stride duration (s)	0.446	0.459	0.464	0.462	0.460	0.464	0.445	0.441	0.425	0.425	0.425	0.448	
		Stride efficiency (%)	53.96	54.83	51.00	50.73	57.67	52.97	56.83	64.13	58.18	59.34	56.21	53.11	
		Stride count	34.03	33.76	35.01	35.10	32.92	34.35	33.16	31.22	32.78	32.46	33.35	445.99	

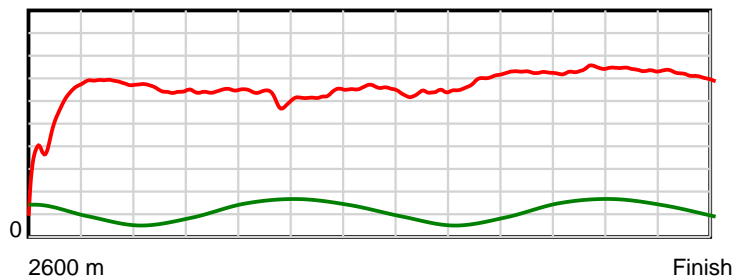
10 m Stride length



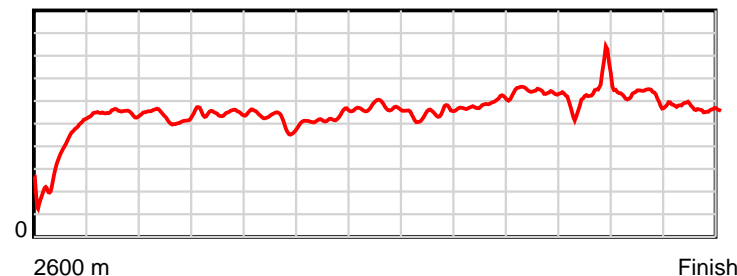
0.6 s Stride duration



20 m/sec Speed



100 % Stride efficiency



Note: Horizontal distance axis grid lines are 200m furlongs.

Disclaimer.

HRNZ and NZMTC and Thoroughbred Ratings Pty Ltd accepts no responsibility for the completeness or accuracy of any of the information contained herein, and makes no representations about its suitability for any particular purpose. Users should make their own judgements about those matters and/or seek independent advice. You assume all risks associated with use of the data provided on this page.



Race Results



October 04, 2019, Race 5, CANTERBURY PRINT SERVICE LTD TROTting CUP (HANDICAP TROT), Distance 2600m, Addington - Survey 3200m

Result	TAB no.	Horse (Barrier)	2600 to	2400m to
2nd	7	Marcoola (3)	2400m	2200m
		Position in running (margin)	-	7(16.9)
		Sectional time (s)	19.20	15.31
		Cumulative time (s)	199.68	180.48
		Speed (m/s)	10.41	13.06
		Stride length (m)	5.86	6.07
		Stride duration (s)	0.467	0.465
		Stride efficiency (%)	53.68	57.53
		Stride count	34.12	32.96

Disclaimer.

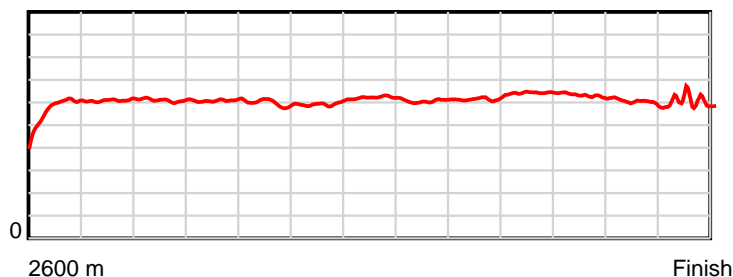
HRNZ and NZMTC and Thoroughbred Ratings Pty Ltd accepts no responsibility for the completeness or accuracy of any of the information contained herein, and makes no representations about its suitability for any particular purpose. Users should make their own judgements about those matters and/or seek independent advice. You assume all risks associated with use of the data provided on this page.

Race Results

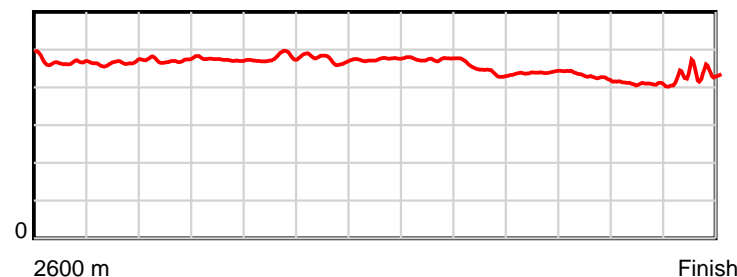
October 04, 2019, Race 5, CANTERBURY PRINT SERVICE LTD TROTTING CUP (HANDICAP TROT), Distance 2600m, Addington - Survey 3200m

Result	TAB no.	Horse (Barrier)	2200m to	2000m to	1800m to	1600m to	1400m to	1200m to	1000m to	800m to	600m to	400m to	200m to	Total or	Margin
2nd	7	Marcoola (3)	2000m	1800m	1600m	1400m	1200m	1000m	800m	600m	400m	200m	WP	Average	
		Position in running (margin)	7(19.9)	7(15.1)	7(13.2)	7(13.5)	7(9.1)	7(7.8)	7(7.1)	3(1.2)	1(0.0)	2(0.2)	2(0.4)		0.04
		Sectional time (s)	15.48	15.47	16.24	16.25	15.19	15.88	14.76	13.73	14.05	13.90	14.22		
		Cumulative time (s)	165.17	149.69	134.22	117.98	101.73	86.54	70.66	55.90	42.17	28.12	14.22	3:19.68	
		Speed (m/s)	12.92	12.93	12.32	12.31	13.17	12.59	13.55	14.57	14.23	14.39	14.06	13.02	
		Stride length (m)	6.10	6.13	5.89	5.85	6.25	5.98	6.02	6.41	6.09	5.87	6.06	6.04	
		Stride duration (s)	0.472	0.474	0.478	0.476	0.475	0.475	0.444	0.440	0.427	0.408	0.431	0.464	
		Stride efficiency (%)	58.06	58.72	54.13	53.50	61.07	55.87	56.59	64.17	57.90	53.90	57.37	57.00	
		Stride count	32.81	32.63	33.98	34.18	31.99	33.45	33.23	31.21	32.86	34.05	33.01	430.48	

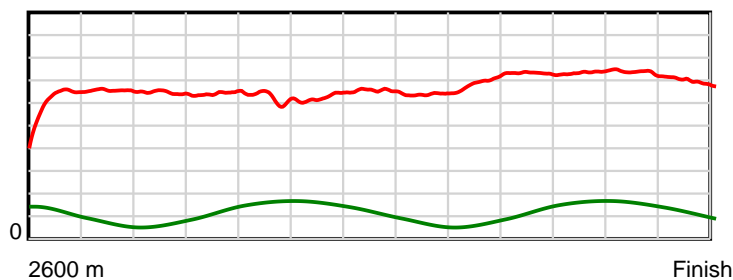
10 m Stride length



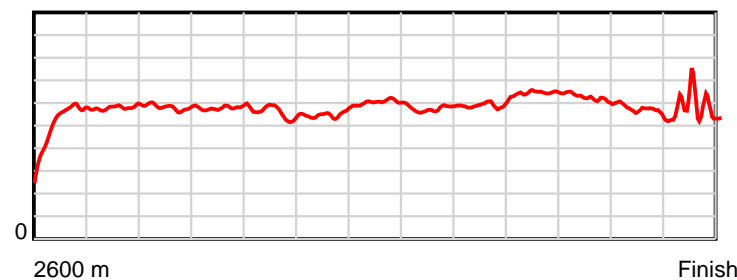
0.6 s Stride duration



20 m/sec Speed



100 % Stride efficiency



Note: Horizontal distance axis grid lines are 200m furlongs.

Disclaimer.

HRNZ and NZMTC and Thoroughbred Ratings Pty Ltd accepts no responsibility for the completeness or accuracy of any of the information contained herein, and makes no representations about its suitability for any particular purpose. Users should make their own judgements about those matters and/or seek independent advice. You assume all risks associated with use of the data provided on this page.



Race Results



October 04, 2019, Race 5, CANTERBURY PRINT SERVICE LTD TROTting CUP (HANDICAP TROT), Distance 2600m, Addington - Survey 3200m

Result	TAB no.	Horse (Barrier)	2600 to	2400m to
3rd	6	Woodstone (0)	2400m	2200m
		Position in running (margin)	-	4(9.0)
		Sectional time (s)	17.67	15.07
		Cumulative time (s)	199.98	182.31
		Speed (m/s)	11.32	13.27
		Stride length (m)	5.75	6.21
		Stride duration (s)	0.470	0.468
		Stride efficiency (%)	51.64	60.19
		Stride count	34.79	32.23

Disclaimer.

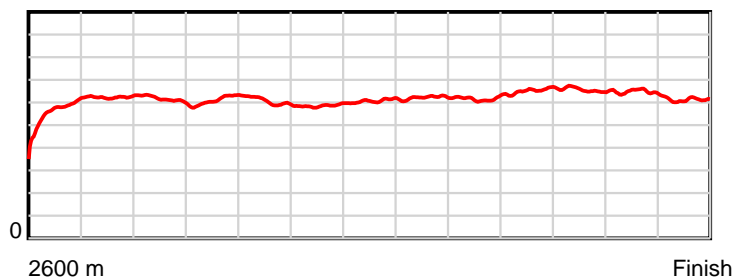
HRNZ and NZMTC and Thoroughbred Ratings Pty Ltd accepts no responsibility for the completeness or accuracy of any of the information contained herein, and makes no representations about its suitability for any particular purpose. Users should make their own judgements about those matters and/or seek independent advice. You assume all risks associated with use of the data provided on this page.

Race Results

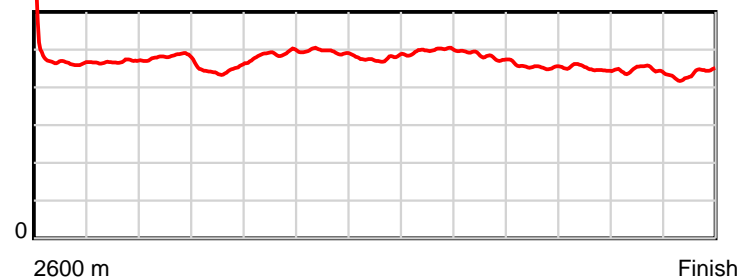
October 04, 2019, Race 5, CANTERBURY PRINT SERVICE LTD TROTTING CUP (HANDICAP TROT), Distance 2600m, Addington - Survey 3200m

Result	TAB no.	Horse (Barrier)	2200m to	2000m to	1800m to	1600m to	1400m to	1200m to	1000m to	800m to	600m to	400m to	200m to	Total or	Margin
3rd	6	Woodstone (0)	2000m	1800m	1600m	1400m	1200m	1000m	800m	600m	400m	200m	WP	Average	
		Position in running (margin)	4(10.6)	4(7.1)	1(0.0)	1(0.0)	1(0.0)	2(1.4)	2(2.1)	4(1.8)	5(2.2)	4(2.1)	4(2.3)		1.90
		Sectional time (s)	15.69	14.60	16.19	16.99	15.63	16.11	15.70	13.99	14.00	13.90	14.44		
		Cumulative time (s)	167.24	151.55	136.95	120.76	103.77	88.14	72.03	56.33	42.34	28.34	14.44	3:19.98	
		Speed (m/s)	12.75	13.70	12.35	11.77	12.80	12.41	12.74	14.30	14.29	14.39	13.85	13.00	
		Stride length (m)	6.13	6.11	6.03	5.83	6.10	6.17	6.16	6.50	6.42	6.41	6.05	6.14	
		Stride duration (s)	0.481	0.446	0.488	0.495	0.477	0.497	0.484	0.455	0.450	0.446	0.437	0.472	
		Stride efficiency (%)	58.71	58.32	56.86	53.10	58.20	59.57	59.38	66.10	64.45	64.26	57.19	58.87	
		Stride count	32.63	32.74	33.15	34.31	32.77	32.39	32.45	30.75	31.14	31.19	33.06	423.60	

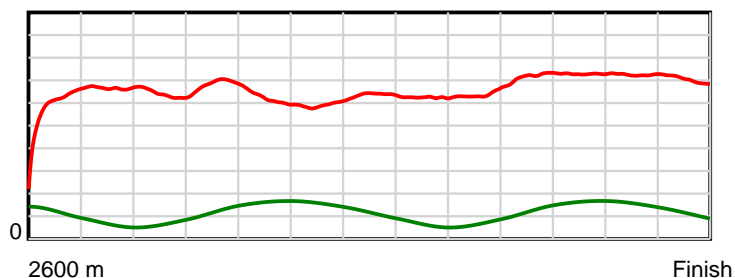
10 m Stride length



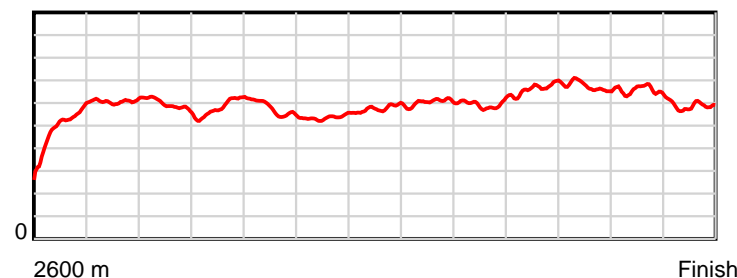
0.6 s Stride duration



20 m/sec Speed



100 % Stride efficiency



Note: Horizontal distance axis grid lines are 200m furlongs.

Disclaimer.

HRNZ and NZMTC and Thoroughbred Ratings Pty Ltd accepts no responsibility for the completeness or accuracy of any of the information contained herein, and makes no representations about its suitability for any particular purpose. Users should make their own judgements about those matters and/or seek independent advice. You assume all risks associated with use of the data provided on this page.



Race Results



October 04, 2019, Race 5, CANTERBURY PRINT SERVICE LTD TROTting CUP (HANDICAP TROT), Distance 2600m, Addington - Survey 3200m

Result	TAB no.	Horse (Barrier)	2600 to	2400m to
4th	4	Monkey's Way (1)	2400m	2200m
		Position in running (margin)	-	1(0.0)
		Sectional time (s)	16.20	14.81
		Cumulative time (s)	200.38	184.18
		Speed (m/s)	12.34	13.50
		Stride length (m)	5.84	6.03
		Stride duration (s)	0.477	0.446
		Stride efficiency (%)	53.23	56.75
		Stride count	34.27	33.19

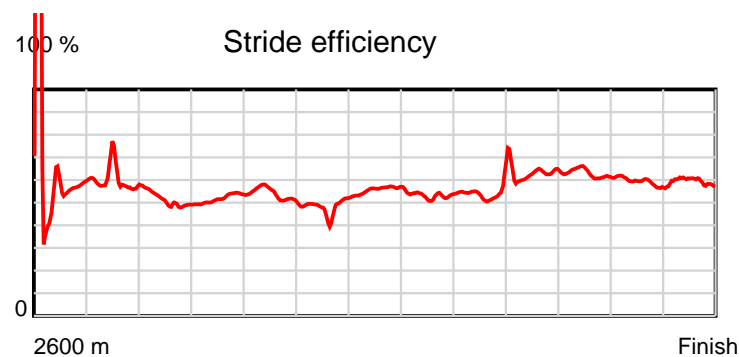
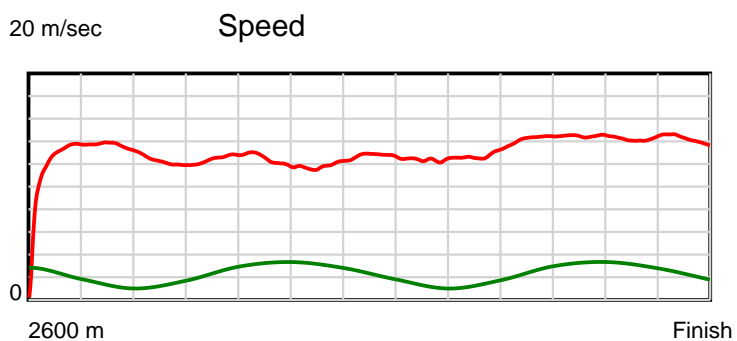
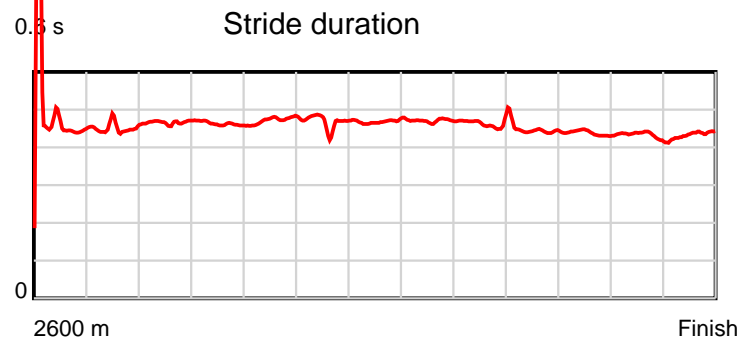
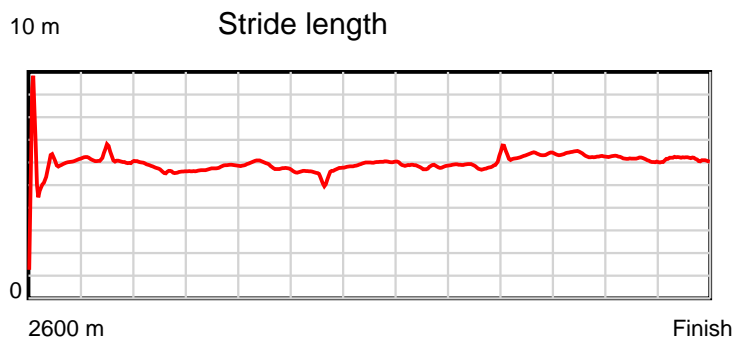
Disclaimer.

HRNZ and NZMTC and Thoroughbred Ratings Pty Ltd accepts no responsibility for the completeness or accuracy of any of the information contained herein, and makes no representations about its suitability for any particular purpose. Users should make their own judgements about those matters and/or seek independent advice. You assume all risks associated with use of the data provided on this page.

Race Results

October 04, 2019, Race 5, CANTERBURY PRINT SERVICE LTD TROTTING CUP (HANDICAP TROT), Distance 2600m, Addington - Survey 3200m

Result	TAB no.	Horse (Barrier)	2200m to	2000m to	1800m to	1600m to	1400m to	1200m to	1000m to	800m to	600m to	400m to	200m to	Total or	Margin
4th	4	Monkey's Way (1)	2000m	1800m	1600m	1400m	1200m	1000m	800m	600m	400m	200m	WP	Average	
		Position in running (margin)	1(0.0)	1(0.0)	2(1.8)	2(2.2)	2(1.8)	3(3.1)	4(3.9)	7(3.4)	8(4.3)	6(3.5)	7(5.2)		4.10
		Sectional time (s)	16.27	16.09	16.26	16.93	15.61	16.13	15.66	14.07	13.88	14.15	14.32		
		Cumulative time (s)	169.37	153.10	137.01	120.75	103.82	88.21	72.08	56.42	42.35	28.47	14.32	3:20.38	
		Speed (m/s)	12.29	12.43	12.30	11.81	12.81	12.40	12.77	14.21	14.41	14.13	13.97	12.98	
		Stride length (m)	5.72	5.75	5.81	5.51	6.00	5.83	5.94	6.30	6.30	6.11	6.04	5.93	
		Stride duration (s)	0.465	0.463	0.473	0.467	0.469	0.470	0.465	0.443	0.437	0.432	0.433	0.457	
		Stride efficiency (%)	51.13	51.69	52.84	47.51	56.34	53.13	55.10	62.06	62.04	58.29	57.10	54.95	
		Stride count	34.96	34.77	34.39	36.27	33.31	34.30	33.68	31.74	31.74	32.75	33.09	438.46	



Note: Horizontal distance axis grid lines are 200m furlongs.

Disclaimer.

HRNZ and NZMTC and Thoroughbred Ratings Pty Ltd accepts no responsibility for the completeness or accuracy of any of the information contained herein, and makes no representations about its suitability for any particular purpose. Users should make their own judgements about those matters and/or seek independent advice. You assume all risks associated with use of the data provided on this page.



Race Results



October 04, 2019, Race 5, CANTERBURY PRINT SERVICE LTD TROTting CUP (HANDICAP TROT), Distance 2600m, Addington - Survey 3200m

Result	TAB no.	Horse (Barrier)	2600 to	2400m to
5th	2	Didjabringtheb... (5)	2400m	2200m
		Position in running (margin)	-	2(1.4)
		Sectional time (s)	16.61	14.97
		Cumulative time (s)	200.47	183.86
		Speed (m/s)	12.04	13.36
		Stride length (m)	5.79	6.22
		Stride duration (s)	0.476	0.466
		Stride efficiency (%)	52.37	60.46
		Stride count	34.55	32.15

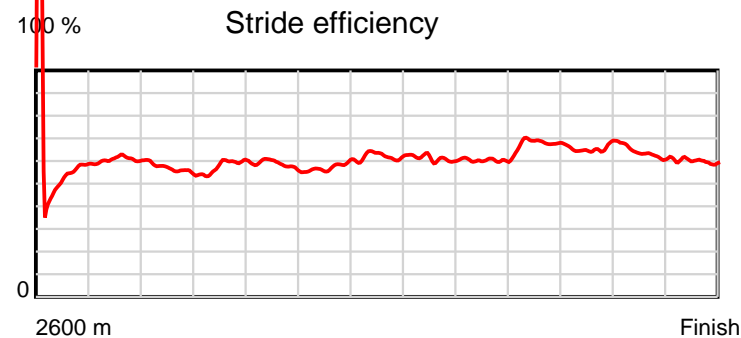
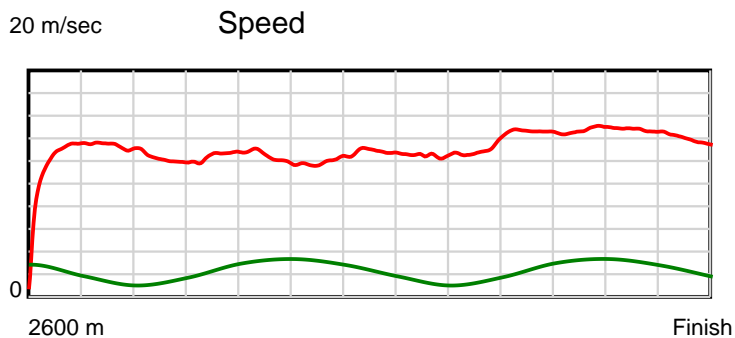
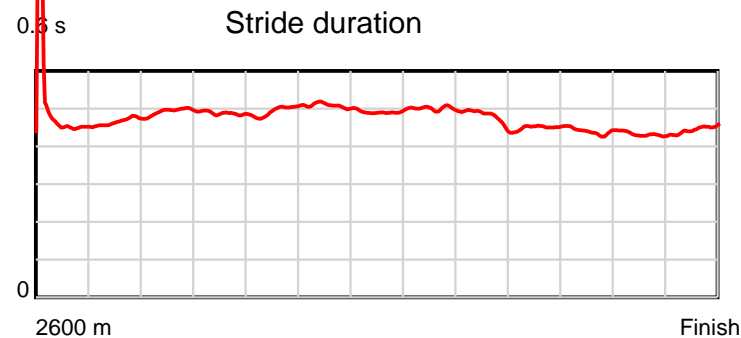
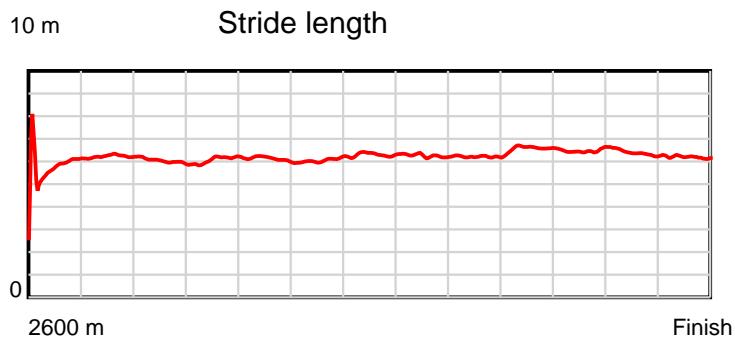
Disclaimer.

HRNZ and NZMTC and Thoroughbred Ratings Pty Ltd accepts no responsibility for the completeness or accuracy of any of the information contained herein, and makes no representations about its suitability for any particular purpose. Users should make their own judgements about those matters and/or seek independent advice. You assume all risks associated with use of the data provided on this page.

Race Results

October 04, 2019, Race 5, CANTERBURY PRINT SERVICE LTD TROTTING CUP (HANDICAP TROT), Distance 2600m, Addington - Survey 3200m

Result	TAB no.	Horse (Barrier)	2200m to	2000m to	1800m to	1600m to	1400m to	1200m to	1000m to	800m to	600m to	400m to	200m to	Total or	Margin
5th	2	Didjabringtheb... (5)	2000m	1800m	1600m	1400m	1200m	1000m	800m	600m	400m	200m	WP	Average	
		Position in running (margin)	2(2.4)	2(2.7)	3(4.3)	3(4.8)	3(3.8)	6(5.5)	6(6.3)	8(4.8)	6(3.9)	7(4.3)	5(4.0)		4.60
		Sectional time (s)	16.32	16.05	16.28	16.83	15.69	16.13	15.49	13.77	14.08	13.82	14.43		
		Cumulative time (s)	168.89	152.57	136.52	120.24	103.41	87.72	71.59	56.10	42.33	28.25	14.43	3:20.47	
		Speed (m/s)	12.25	12.46	12.29	11.88	12.75	12.40	12.91	14.52	14.20	14.47	13.86	12.97	
		Stride length (m)	6.04	6.08	6.06	6.04	6.26	6.21	6.18	6.54	6.25	6.24	6.19	6.16	
		Stride duration (s)	0.493	0.488	0.493	0.508	0.491	0.501	0.479	0.450	0.440	0.431	0.446	0.475	
		Stride efficiency (%)	57.04	57.81	57.42	57.01	61.21	60.25	59.76	66.79	61.02	60.90	59.82	59.24	
		Stride count	33.10	32.88	32.99	33.11	31.96	32.21	32.34	30.59	32.01	32.04	32.33	422.26	



Note: Horizontal distance axis grid lines are 200m furlongs.

Disclaimer.

HRNZ and NZMTC and Thoroughbred Ratings Pty Ltd accepts no responsibility for the completeness or accuracy of any of the information contained herein, and makes no representations about its suitability for any particular purpose. Users should make their own judgements about those matters and/or seek independent advice. You assume all risks associated with use of the data provided on this page.



Race Results



October 04, 2019, Race 5, CANTERBURY PRINT SERVICE LTD TROTting CUP (HANDICAP TROT), Distance 2600m, Addington - Survey 3200m

Result	TAB no.	Horse (Barrier)	2600 to	2400m to
6th	5	Destiny Jones (2)	2400m	2200m
		Position in running (margin)	-	3(6.4)
		Sectional time (s)	17.38	14.75
		Cumulative time (s)	200.57	183.19
		Speed (m/s)	11.51	13.56
		Stride length (m)	5.67	6.31
		Stride duration (s)	0.458	0.465
		Stride efficiency (%)	50.27	62.21
		Stride count	35.26	31.70

Disclaimer.

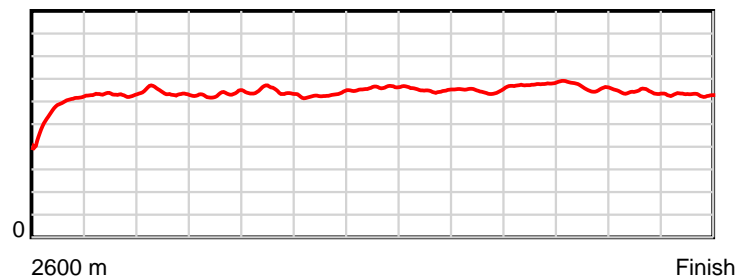
HRNZ and NZMTC and Thoroughbred Ratings Pty Ltd accepts no responsibility for the completeness or accuracy of any of the information contained herein, and makes no representations about its suitability for any particular purpose. Users should make their own judgements about those matters and/or seek independent advice. You assume all risks associated with use of the data provided on this page.

Race Results

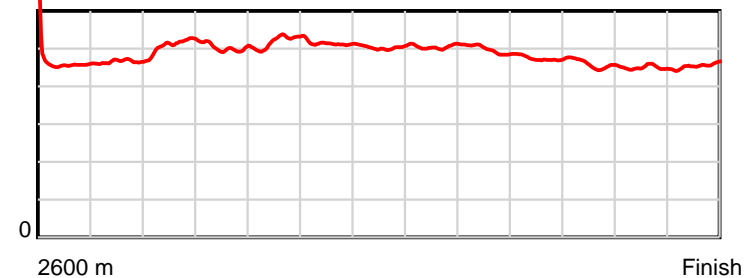
October 04, 2019, Race 5, CANTERBURY PRINT SERVICE LTD TROTTING CUP (HANDICAP TROT), Distance 2600m, Addington - Survey 3200m

Result	TAB no.	Horse (Barrier)	2200m to	2000m to	1800m to	1600m to	1400m to	1200m to	1000m to	800m to	600m to	400m to	200m to	Total or	Margin
6th	5	Destiny Jones (2)	2000m	1800m	1600m	1400m	1200m	1000m	800m	600m	400m	200m	WP	Average	
		Position in running (margin)	3(6.0)	3(4.7)	4(6.1)	4(6.8)	4(4.1)	4(3.7)	3(2.6)	2(1.1)	3(1.9)	5(2.5)	6(4.2)		5.20
		Sectional time (s)	16.05	16.02	16.31	16.53	15.34	15.81	15.50	14.06	14.10	14.16	14.56		
		Cumulative time (s)	168.44	152.39	136.37	120.06	103.53	88.19	72.38	56.88	42.82	28.72	14.56	3:20.57	
		Speed (m/s)	12.46	12.48	12.26	12.10	13.04	12.65	12.90	14.22	14.18	14.12	13.74	12.96	
		Stride length (m)	6.36	6.28	6.37	6.21	6.56	6.39	6.41	6.74	6.49	6.35	6.26	6.33	
		Stride duration (s)	0.510	0.503	0.519	0.513	0.503	0.505	0.497	0.473	0.458	0.449	0.455	0.488	
		Stride efficiency (%)	63.20	61.56	63.41	60.27	67.20	63.74	64.21	70.89	65.83	62.95	61.17	62.57	
		Stride count	31.45	31.87	31.40	32.20	30.50	31.32	31.20	29.69	30.81	31.51	31.97	410.88	

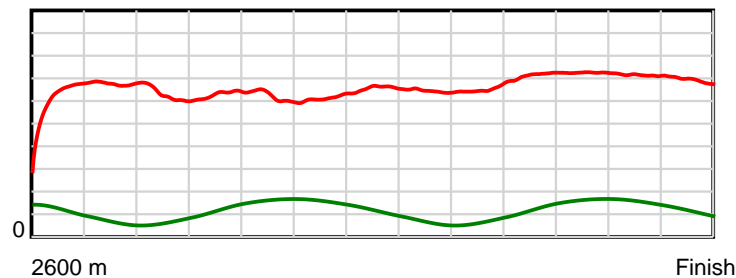
10 m Stride length



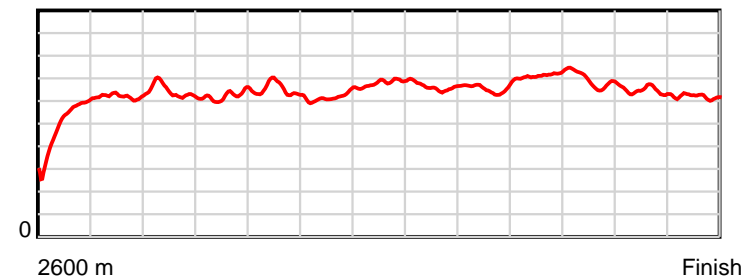
0.6 s Stride duration



20 m/sec Speed



100 % Stride efficiency



Note: Horizontal distance axis grid lines are 200m furlongs.

Disclaimer.

HRNZ and NZMTC and Thoroughbred Ratings Pty Ltd accepts no responsibility for the completeness or accuracy of any of the information contained herein, and makes no representations about its suitability for any particular purpose. Users should make their own judgements about those matters and/or seek independent advice. You assume all risks associated with use of the data provided on this page.



Race Results



October 04, 2019, Race 5, CANTERBURY PRINT SERVICE LTD TROTting CUP (HANDICAP TROT), Distance 2600m, Addington - Survey 3200m

Result	TAB no.	Horse (Barrier)	2600 to	2400m to
7th	9	Great Things H... (7)	2400m	2200m
		Position in running (margin)	-	5(11.9)
		Sectional time (s)	18.20	15.03
		Cumulative time (s)	201.57	183.37
		Speed (m/s)	10.99	13.31
		Stride length (m)	6.07	6.45
		Stride duration (s)	0.478	0.485
		Stride efficiency (%)	57.60	65.06
		Stride count	32.94	31.00

Disclaimer.

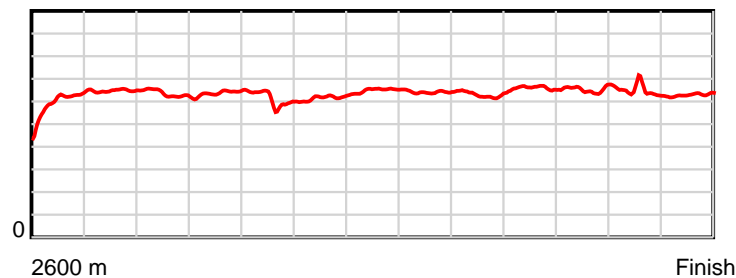
HRNZ and NZMTC and Thoroughbred Ratings Pty Ltd accepts no responsibility for the completeness or accuracy of any of the information contained herein, and makes no representations about its suitability for any particular purpose. Users should make their own judgements about those matters and/or seek independent advice. You assume all risks associated with use of the data provided on this page.

Race Results

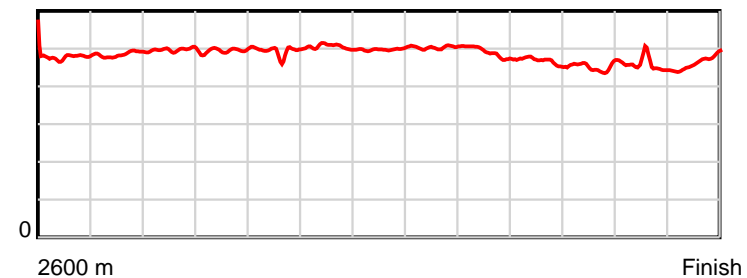
October 04, 2019, Race 5, CANTERBURY PRINT SERVICE LTD TROTTING CUP (HANDICAP TROT), Distance 2600m, Addington - Survey 3200m

Result	TAB no.	Horse (Barrier)	2200m to	2000m to	1800m to	1600m to	1400m to	1200m to	1000m to	800m to	600m to	400m to	200m to	Total or	Margin
7th	9	Great Things H... (7)	2000m	1800m	1600m	1400m	1200m	1000m	800m	600m	400m	200m	WP	Average	
		Position in running (margin)	5(13.2)	5(9.5)	5(8.4)	5(8.9)	6(6.3)	5(5.4)	5(4.7)	6(3.3)	7(4.2)	8(4.4)	8(7.4)		10.70
		Sectional time (s)	15.66	15.60	16.27	16.56	15.25	15.88	15.51	14.08	14.05	14.37	15.11		
		Cumulative time (s)	168.34	152.68	137.08	120.81	104.25	89.00	73.12	57.61	43.53	29.48	15.11	3:21.57	
		Speed (m/s)	12.77	12.82	12.29	12.08	13.11	12.59	12.89	14.20	14.23	13.92	13.24	12.90	
		Stride length (m)	6.35	6.34	6.05	6.10	6.53	6.34	6.29	6.61	6.46	6.30	6.21	6.31	
		Stride duration (s)	0.498	0.494	0.492	0.505	0.498	0.503	0.488	0.466	0.454	0.453	0.469	0.489	
		Stride efficiency (%)	63.10	62.76	57.22	58.14	66.71	62.86	61.82	68.36	65.16	62.12	60.28	62.27	
		Stride count	31.47	31.56	33.05	32.79	30.61	31.53	31.80	30.24	30.97	31.72	32.20	411.88	

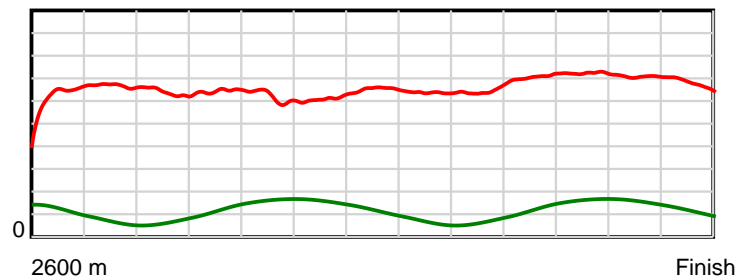
10 m Stride length



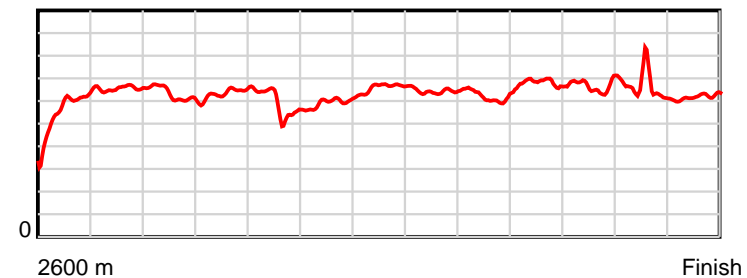
0.6 s Stride duration



20 m/sec Speed



100 % Stride efficiency



Note: Horizontal distance axis grid lines are 200m furlongs.

Disclaimer.

HRNZ and NZMTC and Thoroughbred Ratings Pty Ltd accepts no responsibility for the completeness or accuracy of any of the information contained herein, and makes no representations about its suitability for any particular purpose. Users should make their own judgements about those matters and/or seek independent advice. You assume all risks associated with use of the data provided on this page.



Race Results



October 04, 2019, Race 5, CANTERBURY PRINT SERVICE LTD TROTting CUP (HANDICAP TROT), Distance 2600m, Addington - Survey 3200m

Result	TAB no.	Horse (Barrier)	2600 to	2400m to
8th	8	Sundees Son (6)	2400m	2200m
		Position in running (margin)	-	6(14.9)
		Sectional time (s)	18.92	15.27
		Cumulative time (s)	202.47	183.55
		Speed (m/s)	10.57	13.10
		Stride length (m)	5.72	5.91
		Stride duration (s)	0.456	0.452
		Stride efficiency (%)	51.07	54.66
		Stride count	34.98	33.82

Disclaimer.

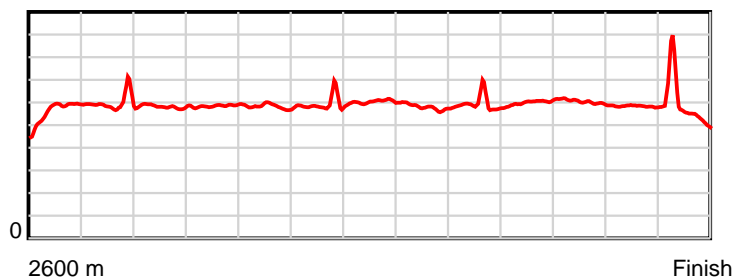
HRNZ and NZMTC and Thoroughbred Ratings Pty Ltd accepts no responsibility for the completeness or accuracy of any of the information contained herein, and makes no representations about its suitability for any particular purpose. Users should make their own judgements about those matters and/or seek independent advice. You assume all risks associated with use of the data provided on this page.

Race Results

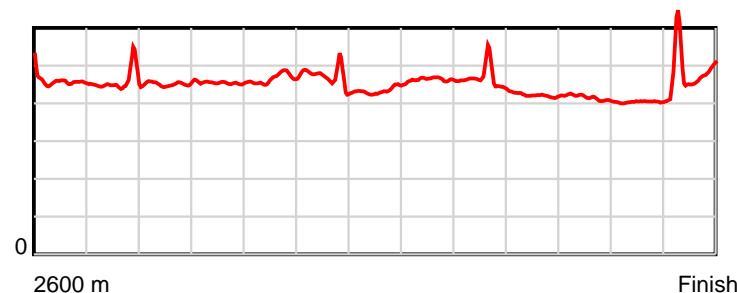
October 04, 2019, Race 5, CANTERBURY PRINT SERVICE LTD TROTTING CUP (HANDICAP TROT), Distance 2600m, Addington - Survey 3200m

Result	TAB no.	Horse (Barrier)	2200m to	2000m to	1800m to	1600m to	1400m to	1200m to	1000m to	800m to	600m to	400m to	200m to	Total or	Margin
8th	8	Sundees Son (6)	2000m	1800m	1600m	1400m	1200m	1000m	800m	600m	400m	200m	WP	Average	
		Position in running (margin)	6(17.7)	6(13.0)	6(11.5)	6(11.4)	5(6.0)	1(0.0)	1(0.0)	1(0.0)	2(0.4)	1(0.0)	1(0.0)		15.80
		Sectional time (s)	15.48	15.55	16.17	16.09	14.40	15.99	15.75	13.99	13.94	13.88	17.04		
		Cumulative time (s)	168.28	152.80	137.25	121.08	104.99	90.59	74.60	58.85	44.86	30.92	17.04	3:22.47	
		Speed (m/s)	12.92	12.86	12.37	12.43	13.89	12.51	12.70	14.30	14.35	14.41	11.74	12.84	
		Stride length (m)	5.83	5.84	5.76	5.77	6.04	5.79	5.84	6.02	5.94	5.82	5.71	5.84	
		Stride duration (s)	0.452	0.454	0.466	0.464	0.435	0.463	0.460	0.421	0.414	0.404	0.487	0.455	
		Stride efficiency (%)	53.19	53.30	51.82	51.94	57.00	52.44	53.35	56.64	55.19	52.94	50.99	53.38	
		Stride count	34.28	34.25	34.73	34.69	33.11	34.52	34.23	33.22	33.65	34.36	35.01	444.85	

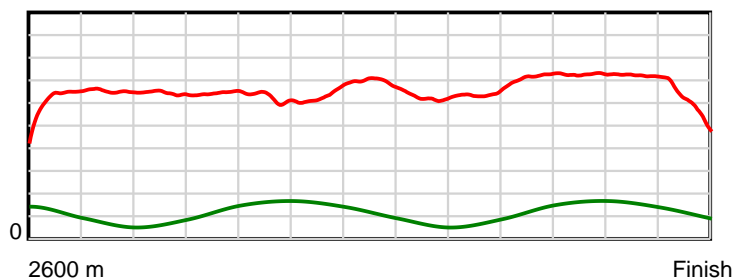
10 m Stride length



0.6 s Stride duration



20 m/sec Speed



100 % Stride efficiency



Note: Horizontal distance axis grid lines are 200m furlongs.

Disclaimer.

HRNZ and NZMTC and Thoroughbred Ratings Pty Ltd accepts no responsibility for the completeness or accuracy of any of the information contained herein, and makes no representations about its suitability for any particular purpose. Users should make their own judgements about those matters and/or seek independent advice. You assume all risks associated with use of the data provided on this page.