



## Race Results

NZ Metropolitan Trotting Club Inc, HRNZ, October 10, 2019

Compilation date: October 10, 2019, 6:36:48 PM (NZDT)

Copyright © 2019 HRNZ and NZMTC. All rights reserved.

### Trademarks.

StrideMASTER is a registered trademark of Thoroughbred Ratings Pty Ltd.

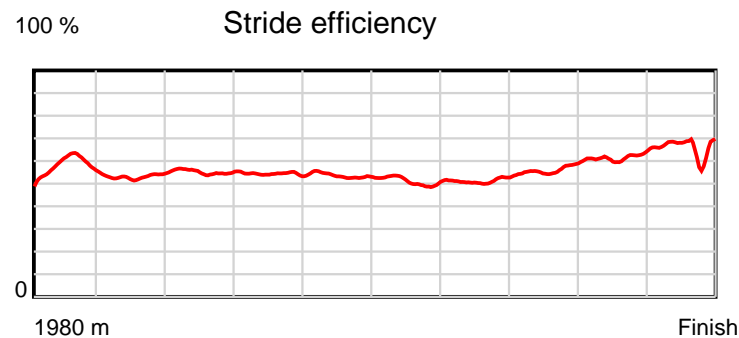
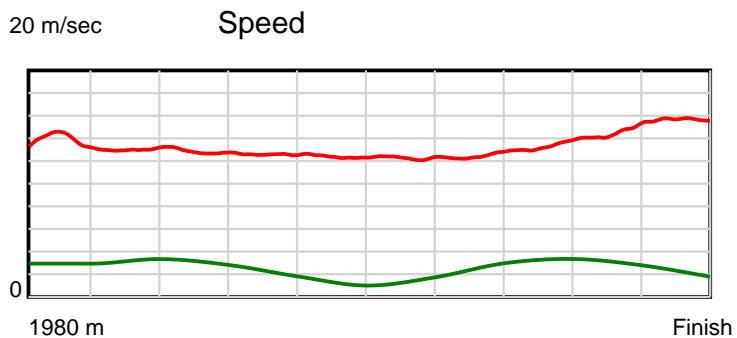
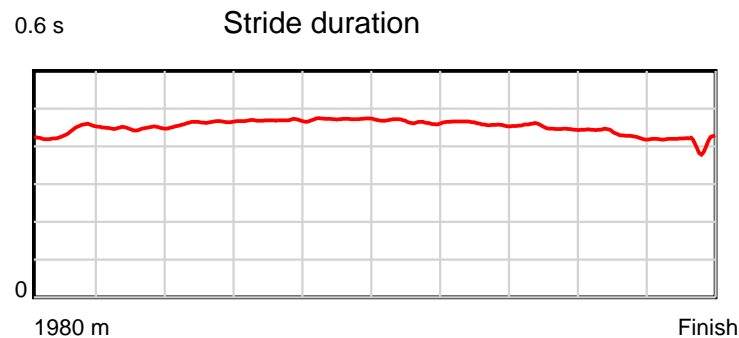
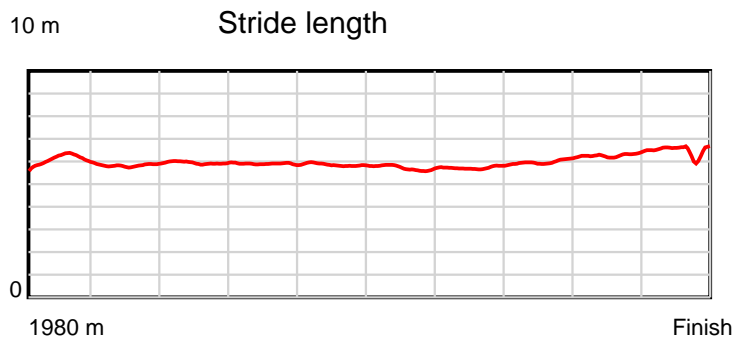
### Disclaimer.

HRNZ and NZMTC and Thoroughbred Ratings Pty Ltd accepts no responsibility for the completeness or accuracy of any of the information contained herein, and makes no representations about its suitability for any particular purpose. Users should make their own judgements about those matters and/or seek independent advice. You assume all risks associated with use of the data provided on this page.

# Race Results

October 10, 2019, Race 3, THE CROSSING FASHION COMPETITION - 12 NOVEMBER MOBILE PACE, Distance 1980m, Addington - Survey 1980m

Result	TAB no.	Horse (Barrier)	1980 to	1800m to	1600m to	1400m to	1200m to	1000m to	800m to	600m to	400m to	200m to	Total or	Margin
1st	11	Dr Susan (9)	1800m	1600m	1400m	1200m	1000m	800m	600m	400m	200m	WP	Average	
		Position in running (margin)	-	3(1.6)	1(0.0)	1(0.0)	1(0.0)	1(0.0)	1(0.0)	1(0.0)	1(0.0)	1(0.0)		0.00
		Sectional time (s)	13.20	15.68	15.44	15.78	16.08	16.22	16.00	14.98	13.66	12.62		
		Cumulative time (s)	149.66	136.46	120.78	105.34	89.56	73.48	57.26	41.26	26.28	12.62	2:29.66	
		Speed (m/s)	13.63	12.76	12.95	12.67	12.44	12.33	12.50	13.35	14.64	15.85	13.23	
		Stride length (m)	6.15	5.71	5.99	5.94	5.88	5.73	5.75	6.01	6.34	6.57	5.99	
		Stride duration (s)	0.439	0.448	0.463	0.469	0.473	0.465	0.460	0.450	0.433	0.414	0.453	
		Stride efficiency (%)	59.11	51.00	56.16	55.13	54.00	51.39	51.61	56.46	62.74	67.35	56.15	
		Stride count	29.27	35.01	33.36	33.67	34.02	34.88	34.80	33.27	31.56	30.46	330.30	



Note: Horizontal distance axis grid lines are 200m furlongs.

#### Disclaimer.

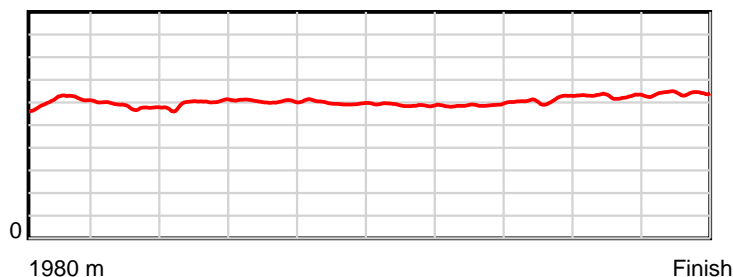
HRNZ and NZMTC and Thoroughbred Ratings Pty Ltd accepts no responsibility for the completeness or accuracy of any of the information contained herein, and makes no representations about its suitability for any particular purpose. Users should make their own judgements about those matters and/or seek independent advice. You assume all risks associated with use of the data provided on this page.

# Race Results

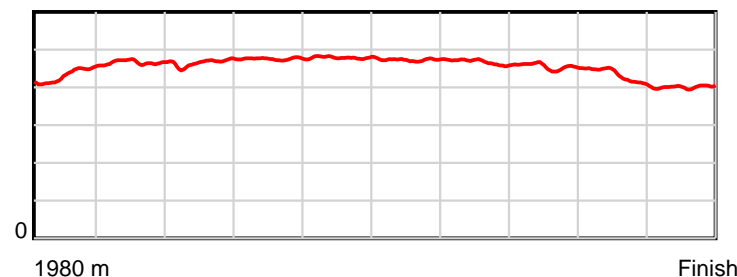
October 10, 2019, Race 3, THE CROSSING FASHION COMPETITION - 12 NOVEMBER MOBILE PACE, Distance 1980m, Addington - Survey 1980m

Result	TAB no.	Horse (Barrier)	1980 to	1800m to	1600m to	1400m to	1200m to	1000m to	800m to	600m to	400m to	200m to	Total or	Margin
2nd	2	<b>Storm (2)</b>	<b>1800m</b>	<b>1600m</b>	<b>1400m</b>	<b>1200m</b>	<b>1000m</b>	<b>800m</b>	<b>600m</b>	<b>400m</b>	<b>200m</b>	<b>WP</b>	<b>Average</b>	
		Position in running (margin)	-	1(0.0)	2(1.2)	2(1.6)	2(1.6)	2(2.1)	2(2.3)	3(2.0)	3(2.2)	2(2.1)		0.03
		Sectional time (s)	12.65	16.15	15.52	15.77	16.17	16.25	15.96	15.00	13.65	12.57		
		Cumulative time (s)	149.69	137.04	120.89	105.37	89.60	73.43	57.18	41.22	26.22	12.57	2:29.69	
		Speed (m/s)	14.23	12.38	12.89	12.68	12.37	12.31	12.53	13.33	14.65	15.91	13.23	
		Stride length (m)	6.06	5.77	6.00	6.03	5.93	5.82	5.85	6.07	6.30	6.38	6.01	
		Stride duration (s)	0.435	0.466	0.466	0.475	0.479	0.473	0.467	0.455	0.430	0.401	0.455	
		Stride efficiency (%)	57.45	52.03	56.32	56.74	54.92	52.92	53.54	57.52	62.01	63.70	56.54	
		Stride count	29.69	34.66	33.31	33.19	33.74	34.37	34.17	32.97	31.75	31.33	329.18	

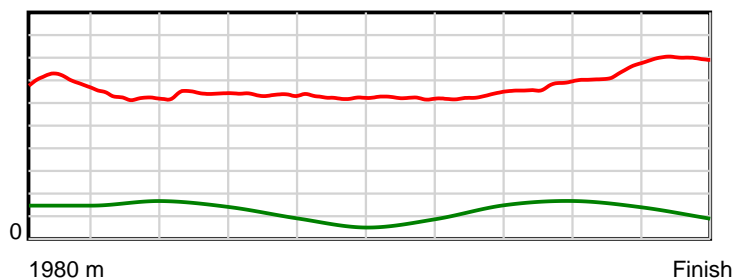
10 m Stride length



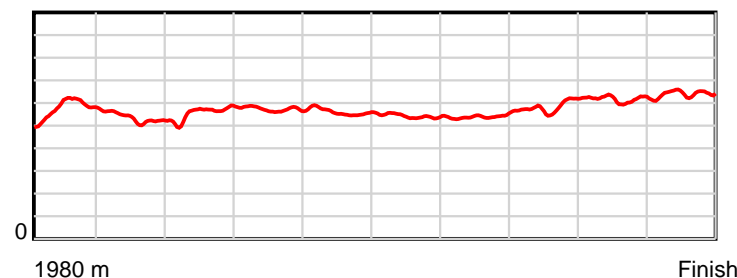
0.6 s Stride duration



20 m/sec Speed



100 % Stride efficiency



Note: Horizontal distance axis grid lines are 200m furlongs.

## Disclaimer.

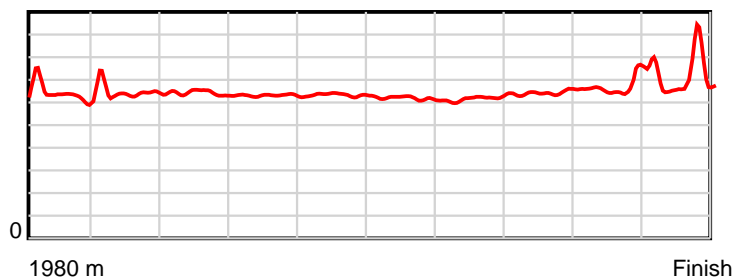
HRNZ and NZMTC and Thoroughbred Ratings Pty Ltd accepts no responsibility for the completeness or accuracy of any of the information contained herein, and makes no representations about its suitability for any particular purpose. Users should make their own judgements about those matters and/or seek independent advice. You assume all risks associated with use of the data provided on this page.

# Race Results

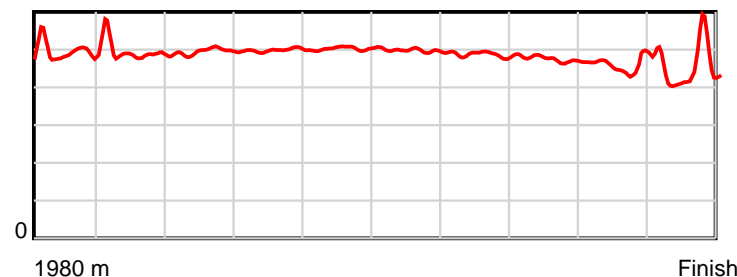
October 10, 2019, Race 3, THE CROSSING FASHION COMPETITION - 12 NOVEMBER MOBILE PACE, Distance 1980m, Addington - Survey 1980m

Result	TAB no.	Horse (Barrier)	1980 to 1800m	1800m to 1600m	1600m to 1400m	1400m to 1200m	1200m to 1000m	1000m to 800m	800m to 600m	600m to 400m	400m to 200m	200m to WP	Total or Average	Margin
3rd	4	<b>Folklore (4)</b>												
		Position in running (margin)	-	7(6.4)	5(4.4)	5(5.4)	5(5.0)	5(5.0)	5(5.7)	5(3.7)	4(3.3)	4(3.1)		1.60
		Sectional time (s)	13.79	15.61	15.61	15.71	16.08	16.33	15.66	14.92	13.62	12.63		
		Cumulative time (s)	149.96	136.17	120.56	104.95	89.24	73.16	56.83	41.17	26.25	12.63	2:29.96	
		Speed (m/s)	13.05	12.81	12.81	12.73	12.44	12.25	12.77	13.40	14.68	15.84	13.20	
		Stride length (m)	6.32	6.28	6.35	6.35	6.25	6.09	6.22	6.35	6.75	7.07	6.39	
		Stride duration (s)	0.491	0.491	0.495	0.499	0.503	0.497	0.487	0.474	0.460	0.447	0.484	
		Stride efficiency (%)	62.50	61.70	62.98	63.06	61.05	57.89	60.50	63.02	71.17	78.15	63.88	
		Stride count	28.46	31.83	31.50	31.48	32.00	32.86	32.14	31.49	29.64	28.28	309.68	

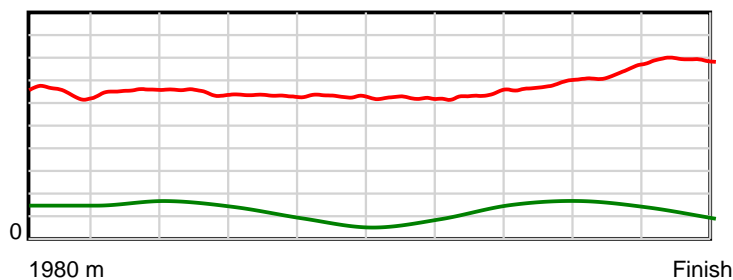
10 m Stride length



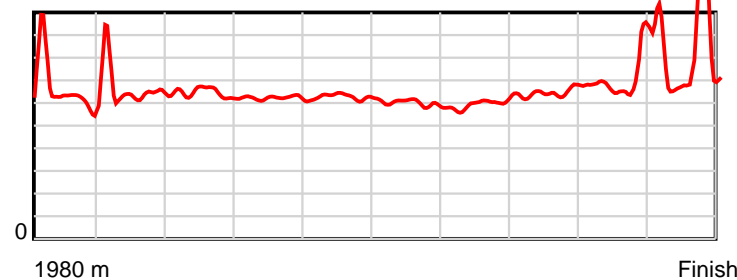
0.6 s Stride duration



20 m/sec Speed



100 % Stride efficiency



Note: Horizontal distance axis grid lines are 200m furlongs.

**Disclaimer.**

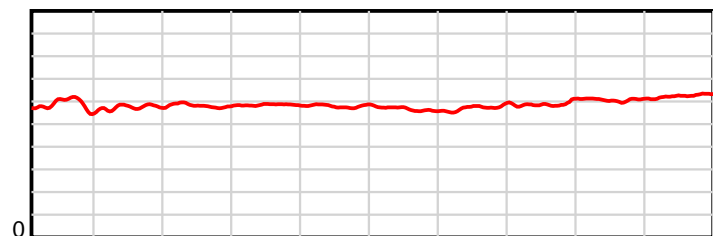
HRNZ and NZMTC and Thoroughbred Ratings Pty Ltd accepts no responsibility for the completeness or accuracy of any of the information contained herein, and makes no representations about its suitability for any particular purpose. Users should make their own judgements about those matters and/or seek independent advice. You assume all risks associated with use of the data provided on this page.

# Race Results

October 10, 2019, Race 3, THE CROSSING FASHION COMPETITION - 12 NOVEMBER MOBILE PACE, Distance 1980m, Addington - Survey 1980m

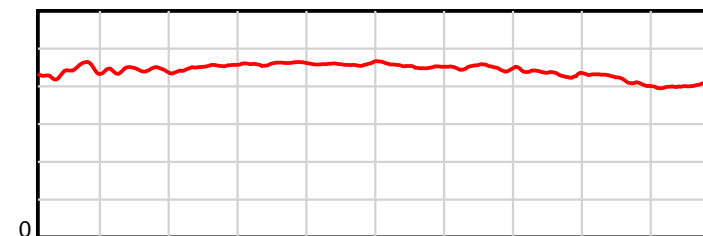
Result	TAB no.	Horse (Barrier)	1980 to	1800m to	1600m to	1400m to	1200m to	1000m to	800m to	600m to	400m to	200m to	Total or	Margin
4th	7	<b>Pink Flamingo ... (6)</b>	<b>1800m</b>	<b>1600m</b>	<b>1400m</b>	<b>1200m</b>	<b>1000m</b>	<b>800m</b>	<b>600m</b>	<b>400m</b>	<b>200m</b>	<b>WP</b>	<b>Average</b>	
		Position in running (margin)	-	4(3.6)	3(1.9)	3(3.5)	3(3.3)	3(3.6)	3(4.0)	2(1.9)	2(1.5)	3(2.3)		2.90
		Sectional time (s)	13.46	15.66	15.71	15.75	16.13	16.28	15.65	14.91	13.79	12.85		
		Cumulative time (s)	150.19	136.73	121.07	105.36	89.61	73.48	57.20	41.55	26.64	12.85	2:30.19	
		Speed (m/s)	13.37	12.77	12.73	12.70	12.40	12.29	12.78	13.41	14.50	15.56	13.18	
		Stride length (m)	5.87	5.66	5.76	5.85	5.69	5.56	5.74	5.80	6.02	6.32	5.82	
		Stride duration (s)	0.441	0.443	0.452	0.461	0.459	0.453	0.449	0.432	0.415	0.406	0.442	
		Stride efficiency (%)	53.88	50.08	51.82	53.42	50.68	48.36	51.51	52.57	56.65	62.46	52.95	
		Stride count	30.65	35.33	34.73	34.21	35.12	35.95	34.83	34.48	33.22	31.64	340.16	

10 m Stride length



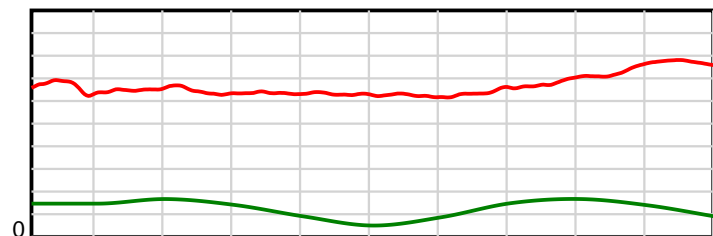
1980 m Finish

0.6 s Stride duration



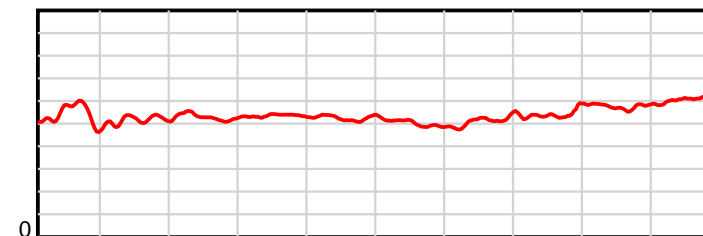
1980 m Finish

20 m/sec Speed



1980 m Finish

100 % Stride efficiency



1980 m Finish

Note: Horizontal distance axis grid lines are 200m furlongs.

## Disclaimer.

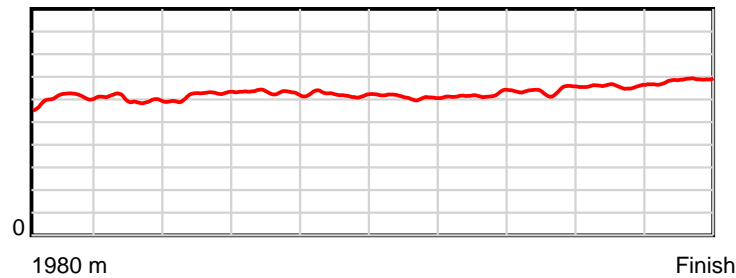
HRNZ and NZMTC and Thoroughbred Ratings Pty Ltd accepts no responsibility for the completeness or accuracy of any of the information contained herein, and makes no representations about its suitability for any particular purpose. Users should make their own judgements about those matters and/or seek independent advice. You assume all risks associated with use of the data provided on this page.

# Race Results

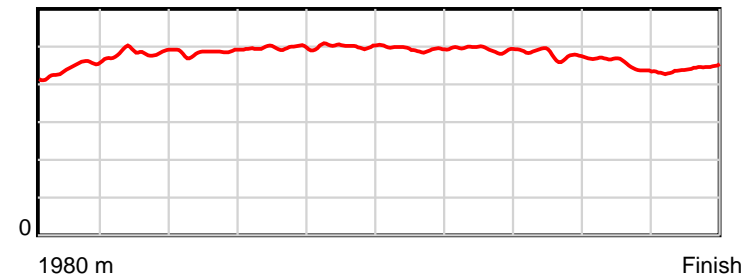
October 10, 2019, Race 3, THE CROSSING FASHION COMPETITION - 12 NOVEMBER MOBILE PACE, Distance 1980m, Addington - Survey 1980m

Result	TAB no.	Horse (Barrier)	1980 to	1800m to	1600m to	1400m to	1200m to	1000m to	800m to	600m to	400m to	200m to	Total or	Margin
5th	1	Deja Blue (1)	1800m	1600m	1400m	1200m	1000m	800m	600m	400m	200m	WP	Average	
		Position in running (margin)	-	2(1.6)	4(3.4)	4(4.0)	4(4.0)	4(4.1)	4(4.1)	4(3.6)	5(4.0)	5(4.4)		4.90
		Sectional time (s)	12.97	16.25	15.54	15.79	16.10	16.22	15.92	15.05	13.72	12.99		
		Cumulative time (s)	150.55	137.58	121.33	105.79	90.00	73.90	57.68	41.76	26.71	12.99	2:30.55	
		Speed (m/s)	13.87	12.31	12.87	12.67	12.42	12.33	12.56	13.29	14.58	15.40	13.15	
		Stride length (m)	6.08	5.96	6.24	6.29	6.23	6.09	6.21	6.37	6.62	6.79	6.28	
		Stride duration (s)	0.444	0.484	0.485	0.497	0.501	0.494	0.494	0.479	0.454	0.441	0.477	
		Stride efficiency (%)	57.68	55.47	60.80	61.86	60.60	57.90	60.18	63.43	68.47	71.99	61.61	
		Stride count	29.63	33.57	32.06	31.79	32.12	32.86	32.23	31.39	30.21	29.47	315.33	

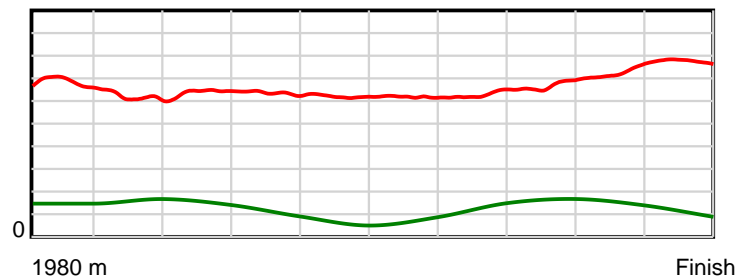
10 m Stride length



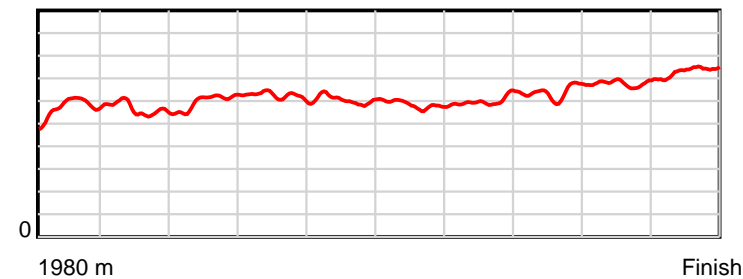
0.6 s Stride duration



20 m/sec Speed



100 % Stride efficiency



Note: Horizontal distance axis grid lines are 200m furlongs.

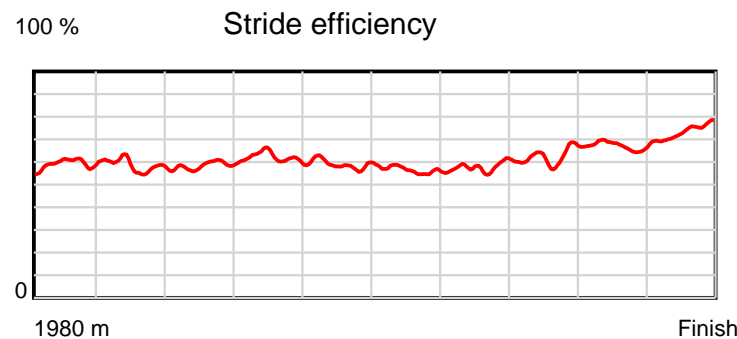
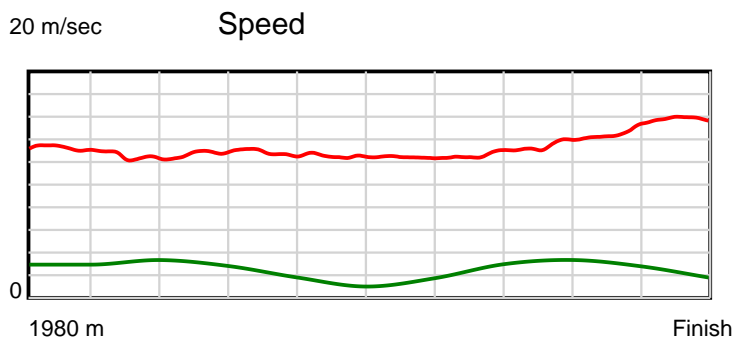
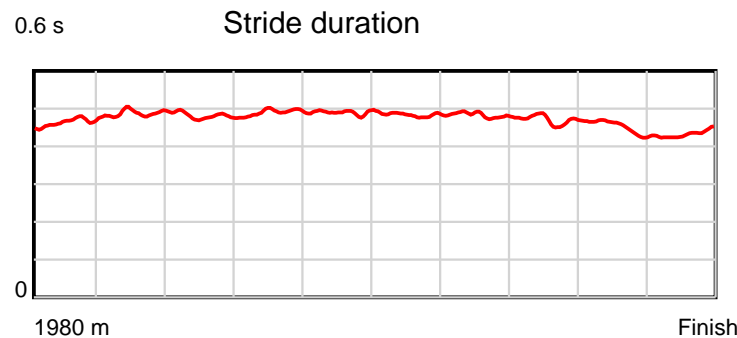
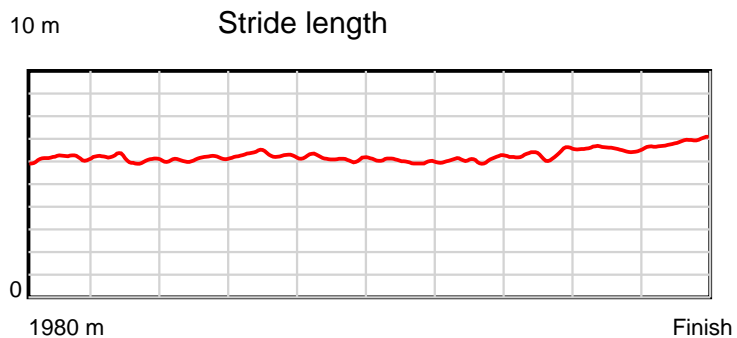
## Disclaimer.

HRNZ and NZMTC and Thoroughbred Ratings Pty Ltd accepts no responsibility for the completeness or accuracy of any of the information contained herein, and makes no representations about its suitability for any particular purpose. Users should make their own judgements about those matters and/or seek independent advice. You assume all risks associated with use of the data provided on this page.

# Race Results

October 10, 2019, Race 3, THE CROSSING FASHION COMPETITION - 12 NOVEMBER MOBILE PACE, Distance 1980m, Addington - Survey 1980m

Result	TAB no.	Horse (Barrier)	1980 to	1800m to	1600m to	1400m to	1200m to	1000m to	800m to	600m to	400m to	200m to	Total or	Margin
6th	3	I'll Write The... (3)	1800m	1600m	1400m	1200m	1000m	800m	600m	400m	200m	WP	Average	
		Position in running (margin)	-	5(4.1)	6(4.9)	6(6.8)	6(5.8)	6(6.0)	6(6.4)	7(5.8)	7(5.8)	7(6.3)		5.00
		Sectional time (s)	13.50	16.09	15.75	15.62	16.11	16.29	15.90	14.98	13.74	12.58		
		Cumulative time (s)	150.56	137.06	120.97	105.22	89.60	73.49	57.20	41.30	26.32	12.58	2:30.56	
		Speed (m/s)	13.33	12.43	12.70	12.80	12.41	12.28	12.58	13.35	14.56	15.90	13.15	
		Stride length (m)	6.15	6.07	6.11	6.28	6.08	5.94	6.07	6.29	6.56	6.90	6.23	
		Stride duration (s)	0.465	0.488	0.481	0.491	0.490	0.484	0.483	0.471	0.451	0.434	0.474	
		Stride efficiency (%)	59.08	57.50	58.24	61.69	57.76	55.08	57.55	61.79	67.32	74.49	60.72	
		Stride count	29.27	32.97	32.76	31.83	32.90	33.69	32.96	31.81	30.47	28.97	317.63	



Note: Horizontal distance axis grid lines are 200m furlongs.

**Disclaimer.**

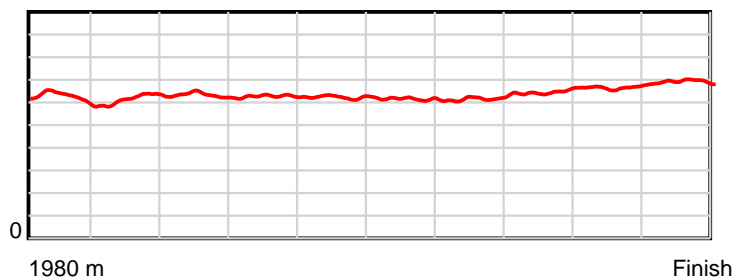
HRNZ and NZMTC and Thoroughbred Ratings Pty Ltd accepts no responsibility for the completeness or accuracy of any of the information contained herein, and makes no representations about its suitability for any particular purpose. Users should make their own judgements about those matters and/or seek independent advice. You assume all risks associated with use of the data provided on this page.

# Race Results

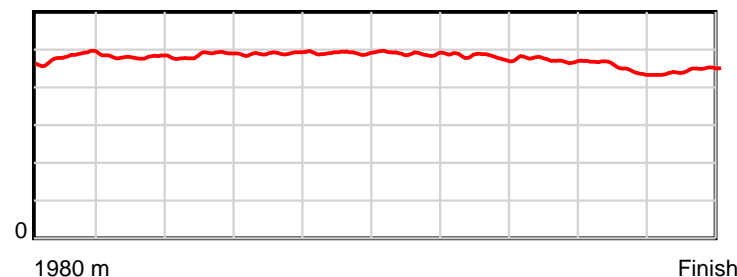
October 10, 2019, Race 3, THE CROSSING FASHION COMPETITION - 12 NOVEMBER MOBILE PACE, Distance 1980m, Addington - Survey 1980m

Result	TAB no.	Horse (Barrier)	1980 to	1800m to	1600m to	1400m to	1200m to	1000m to	800m to	600m to	400m to	200m to	Total or	Margin
7th	9	<b>Fine By Me (7)</b>	<b>1800m</b>	<b>1600m</b>	<b>1400m</b>	<b>1200m</b>	<b>1000m</b>	<b>800m</b>	<b>600m</b>	<b>400m</b>	<b>200m</b>	<b>WP</b>	<b>Average</b>	
		Position in running (margin)	-	6(6.3)	7(6.8)	7(7.8)	7(7.3)	7(6.9)	7(7.7)	6(5.5)	6(5.3)	6(5.2)		5.20
		Sectional time (s)	13.76	16.04	15.61	15.69	16.01	16.35	15.63	14.94	13.65	12.91		
		Cumulative time (s)	150.59	136.83	120.79	105.18	89.49	73.48	57.13	41.50	26.56	12.91	2:30.59	
		Speed (m/s)	13.08	12.47	12.81	12.75	12.49	12.23	12.80	13.39	14.65	15.49	13.15	
		Stride length (m)	6.21	5.99	6.22	6.25	6.13	5.98	6.16	6.32	6.58	6.91	6.27	
		Stride duration (s)	0.482	0.480	0.486	0.490	0.491	0.489	0.482	0.473	0.449	0.446	0.477	
		Stride efficiency (%)	60.25	56.08	60.52	60.96	58.75	55.94	59.34	62.51	67.71	74.72	61.37	
		Stride count	28.99	33.39	32.14	32.02	32.62	33.43	32.45	31.62	30.38	28.92	315.96	

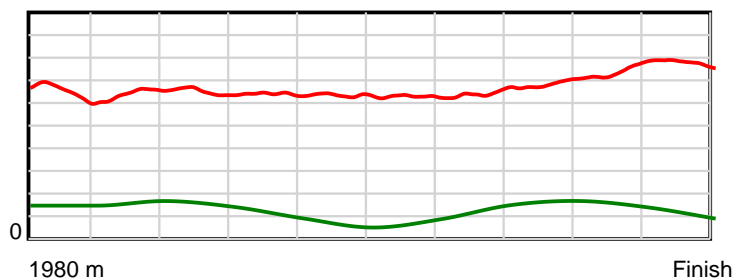
10 m Stride length



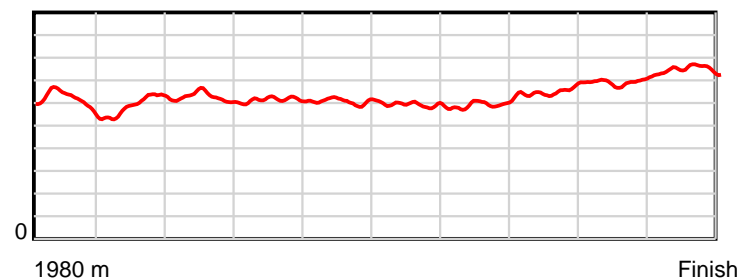
0.6 s Stride duration



20 m/sec Speed



100 % Stride efficiency



Note: Horizontal distance axis grid lines are 200m furlongs.

## Disclaimer.

HRNZ and NZMTC and Thoroughbred Ratings Pty Ltd accepts no responsibility for the completeness or accuracy of any of the information contained herein, and makes no representations about its suitability for any particular purpose. Users should make their own judgements about those matters and/or seek independent advice. You assume all risks associated with use of the data provided on this page.

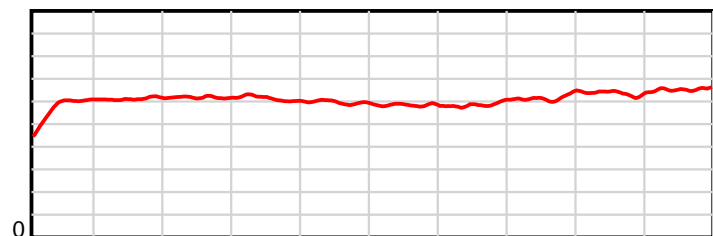


# Race Results

October 10, 2019, Race 3, THE CROSSING FASHION COMPETITION - 12 NOVEMBER MOBILE PACE, Distance 1980m, Addington - Survey 1980m

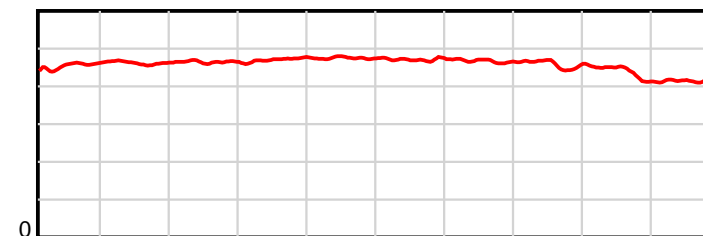
Result	TAB no.	Horse (Barrier)	1980 to	1800m to	1600m to	1400m to	1200m to	1000m to	800m to	600m to	400m to	200m to	Total or	Margin
8th	10	<b>Held To Ransom (8)</b>	<b>1800m</b>	<b>1600m</b>	<b>1400m</b>	<b>1200m</b>	<b>1000m</b>	<b>800m</b>	<b>600m</b>	<b>400m</b>	<b>200m</b>	<b>WP</b>	<b>Average</b>	
		Position in running (margin)	-	9(16.8)	9(12.6)	9(10.6)	8(8.2)	8(8.1)	8(8.4)	9(7.9)	9(7.6)	9(7.8)		7.00
		Sectional time (s)	15.60	15.25	15.10	15.39	16.06	16.27	15.92	14.93	13.69	12.72		
		Cumulative time (s)	150.93	135.33	120.08	104.98	89.59	73.53	57.26	41.34	26.41	12.72	2:30.93	
		Speed (m/s)	11.54	13.11	13.25	13.00	12.45	12.29	12.56	13.40	14.61	15.72	13.12	
		Stride length (m)	5.78	6.07	6.15	6.12	5.92	5.79	5.86	6.15	6.38	6.56	6.07	
		Stride duration (s)	0.456	0.462	0.465	0.471	0.475	0.471	0.467	0.459	0.437	0.417	0.463	
		Stride efficiency (%)	52.24	57.50	59.20	58.49	54.70	52.36	53.74	59.09	63.69	67.33	57.63	
		Stride count	31.13	32.97	32.49	32.69	33.80	34.55	34.10	32.52	31.33	30.47	326.05	

10 m Stride length



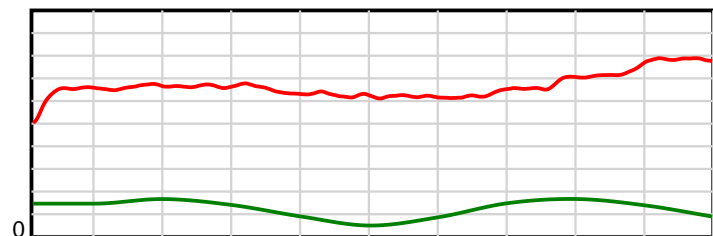
1980 m Finish

0.6 s Stride duration



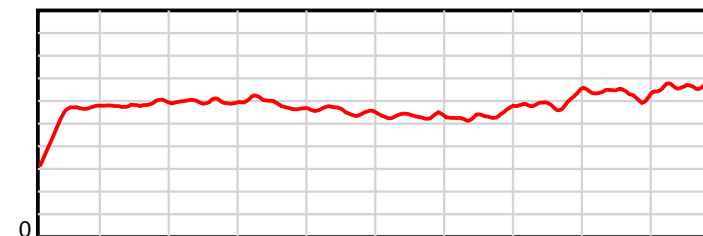
1980 m Finish

20 m/sec Speed



1980 m Finish

100 % Stride efficiency



1980 m Finish

Note: Horizontal distance axis grid lines are 200m furlongs.

## Disclaimer.

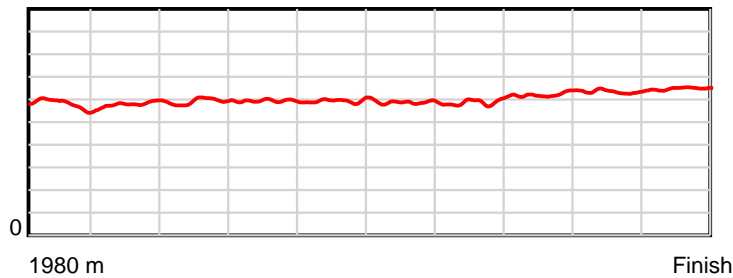
HRNZ and NZMTC and Thoroughbred Ratings Pty Ltd accepts no responsibility for the completeness or accuracy of any of the information contained herein, and makes no representations about its suitability for any particular purpose. Users should make their own judgements about those matters and/or seek independent advice. You assume all risks associated with use of the data provided on this page.

# Race Results

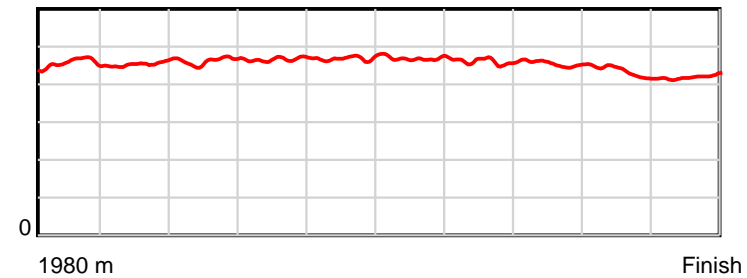
October 10, 2019, Race 3, THE CROSSING FASHION COMPETITION - 12 NOVEMBER MOBILE PACE, Distance 1980m, Addington - Survey 1980m

Result	TAB no.	Horse (Barrier)	1980 to	1800m to	1600m to	1400m to	1200m to	1000m to	800m to	600m to	400m to	200m to	Total or	Margin
9th	5	Cute (5)	1800m	1600m	1400m	1200m	1000m	800m	600m	400m	200m	WP	Average	
		Position in running (margin)	-	8(8.6)	8(7.5)	8(9.2)	9(9.2)	9(8.9)	9(9.9)	8(7.3)	8(6.9)	8(7.6)		8.20
		Sectional time (s)	14.14	15.78	15.72	15.77	16.05	16.38	15.56	14.91	13.78	13.06		
		Cumulative time (s)	151.15	137.01	121.23	105.51	89.74	73.69	57.31	41.75	26.84	13.06	2:31.15	
		Speed (m/s)	12.73	12.67	12.72	12.68	12.46	12.21	12.85	13.41	14.51	15.31	13.10	
		Stride length (m)	5.79	5.75	5.89	5.91	5.85	5.72	5.92	6.10	6.27	6.45	5.96	
		Stride duration (s)	0.459	0.454	0.463	0.466	0.469	0.468	0.460	0.455	0.432	0.421	0.455	
		Stride efficiency (%)	52.34	51.64	54.18	54.57	53.41	51.07	54.74	58.15	61.35	64.97	55.44	
		Stride count	31.10	34.79	33.97	33.85	34.21	34.98	33.79	32.79	31.92	31.02	332.42	

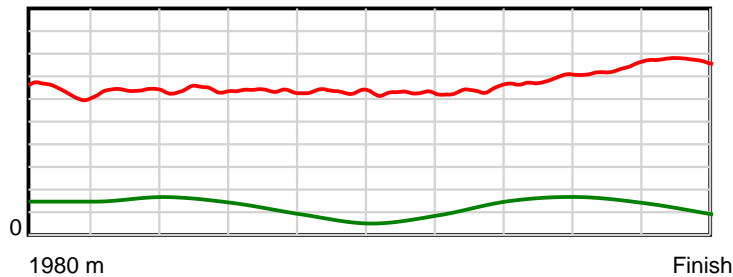
10 m Stride length



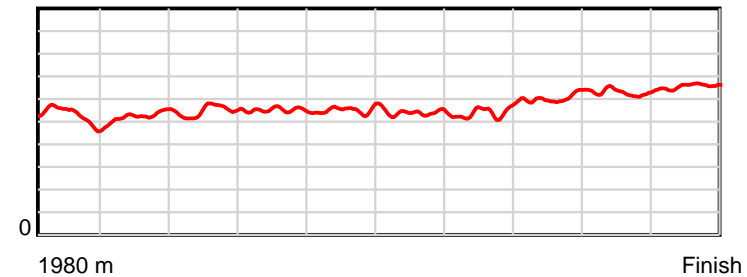
0.6 s Stride duration



20 m/sec Speed



100 % Stride efficiency



Note: Horizontal distance axis grid lines are 200m furlongs.

**Disclaimer.**

HRNZ and NZMTC and Thoroughbred Ratings Pty Ltd accepts no responsibility for the completeness or accuracy of any of the information contained herein, and makes no representations about its suitability for any particular purpose. Users should make their own judgements about those matters and/or seek independent advice. You assume all risks associated with use of the data provided on this page.