



Race Results

NZ Metropolitan Trotting Club Inc, HRNZ, October 25, 2019

Compilation date: October 25, 2019, 9:57:29 PM (NZDT)

Copyright © 2019 HRNZ and NZMTC. All rights reserved.

Trademarks.

StrideMASTER is a registered trademark of Thoroughbred Ratings Pty Ltd.

Disclaimer.

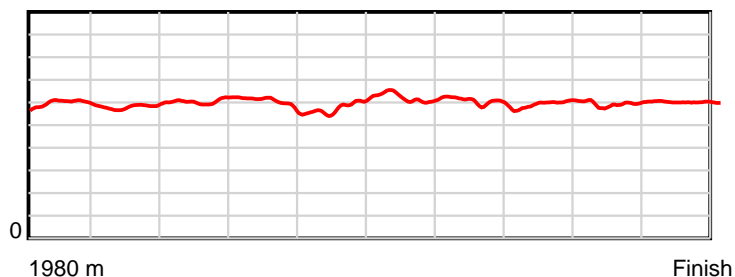
HRNZ and NZMTC and Thoroughbred Ratings Pty Ltd accepts no responsibility for the completeness or accuracy of any of the information contained herein, and makes no representations about its suitability for any particular purpose. Users should make their own judgements about those matters and/or seek independent advice. You assume all risks associated with use of the data provided on this page.

Race Results

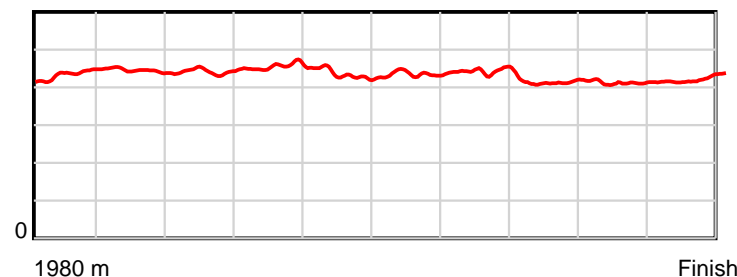
October 25, 2019, Race 10, DUNSTAN HORSE FEEDS MET MEGA SERIES FINAL MOBILE PACE, Distance 1980m, Addington - Survey 1980m

Result	TAB no.	Horse (Barrier)	1980 to	1800m to	1600m to	1400m to	1200m to	1000m to	800m to	600m to	400m to	200m to	Total or	Margin
1st	6	Letterkenny Bo... (5)	1800m	1600m	1400m	1200m	1000m	800m	600m	400m	200m	WP	Average	
		Position in running (margin)	-	7(6.6)	7(12.0)	8(14.3)	10(12.0)	11(8.7)	11(7.5)	7(8.7)	5(3.9)	3(1.1)		0.00
		Sectional time (s)	13.09	15.54	14.79	15.15	15.31	14.34	14.74	14.17	14.27	14.18		
		Cumulative time (s)	145.58	132.49	116.95	102.16	87.01	71.70	57.36	42.62	28.45	14.18	2:25.58	
		Speed (m/s)	13.75	12.87	13.52	13.20	13.06	13.95	13.57	14.11	14.02	14.10	13.60	
		Stride length (m)	6.00	5.74	5.97	6.02	5.69	6.07	6.00	5.83	5.78	5.97	5.90	
		Stride duration (s)	0.435	0.446	0.442	0.456	0.436	0.435	0.442	0.413	0.412	0.423	0.434	
		Stride efficiency (%)	56.16	51.42	55.76	56.58	50.63	57.62	56.21	53.12	52.15	55.64	54.44	
		Stride count	30.02	34.86	33.48	33.24	35.13	32.93	33.35	34.30	34.62	33.52	335.45	

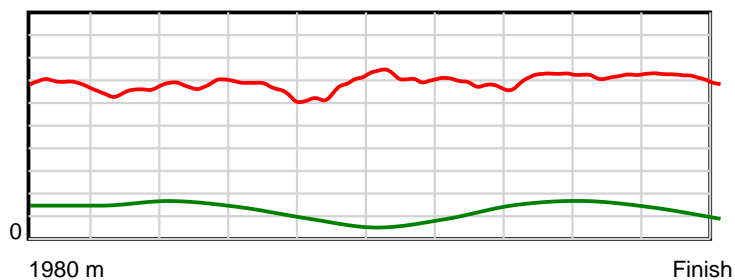
10 m Stride length



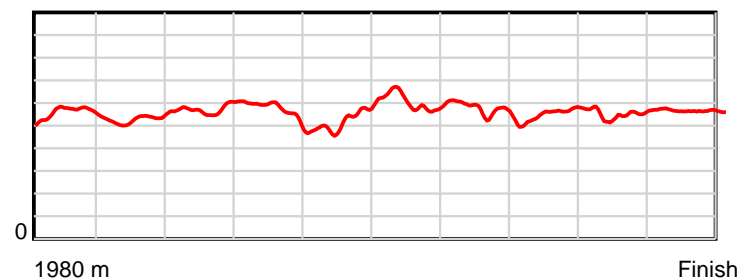
0.6 s Stride duration



20 m/sec Speed



100 % Stride efficiency



Note: Horizontal distance axis grid lines are 200m furlongs.

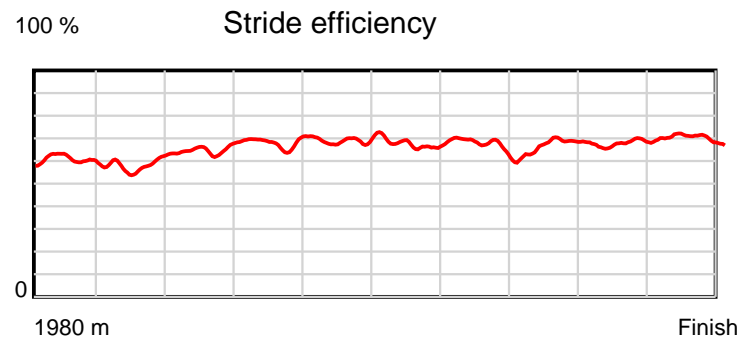
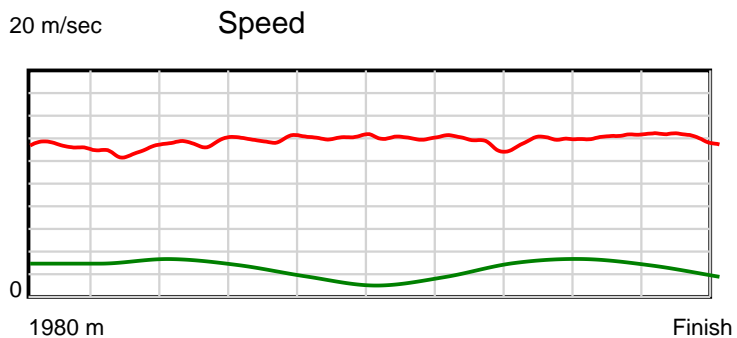
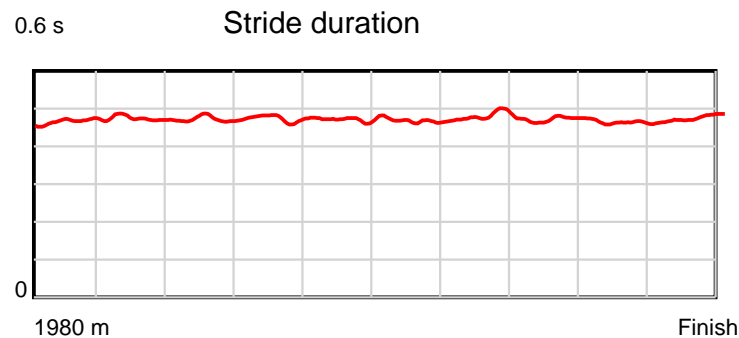
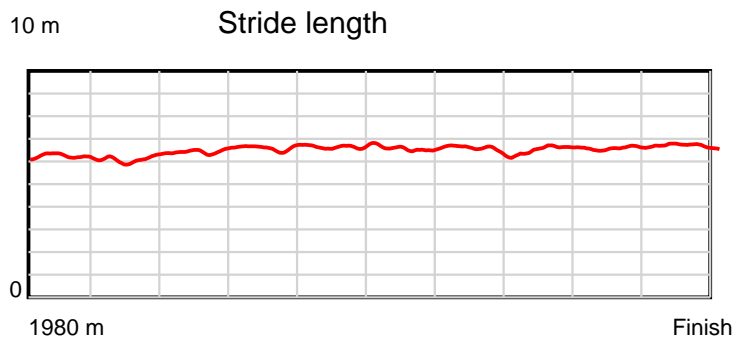
Disclaimer.

HRNZ and NZMTC and Thoroughbred Ratings Pty Ltd accepts no responsibility for the completeness or accuracy of any of the information contained herein, and makes no representations about its suitability for any particular purpose. Users should make their own judgements about those matters and/or seek independent advice. You assume all risks associated with use of the data provided on this page.

Race Results

October 25, 2019, Race 10, DUNSTAN HORSE FEEDS MET MEGA SERIES FINAL MOBILE PACE, Distance 1980m, Addington - Survey 1980m

Result	TAB no.	Horse (Barrier)	1980 to	1800m to	1600m to	1400m to	1200m to	1000m to	800m to	600m to	400m to	200m to	Total or	Margin
2nd	7	Tango Tara (6)	1800m	1600m	1400m	1200m	1000m	800m	600m	400m	200m	WP	Average	
		Position in running (margin)	-	10(9.0)	10(16.1)	10(18.6)	9(11.1)	5(4.1)	5(4.0)	4(5.3)	4(2.9)	2(0.6)		0.60
		Sectional time (s)	13.57	15.85	14.80	14.29	14.69	14.54	14.76	14.56	14.36	14.26		
		Cumulative time (s)	145.68	132.11	116.26	101.46	87.17	72.48	57.94	43.18	28.62	14.26	2:25.68	
		Speed (m/s)	13.26	12.62	13.51	14.00	13.61	13.76	13.55	13.74	13.93	14.03	13.59	
		Stride length (m)	6.26	5.98	6.37	6.63	6.43	6.42	6.52	6.48	6.45	6.68	6.42	
		Stride duration (s)	0.467	0.474	0.472	0.474	0.472	0.467	0.481	0.472	0.463	0.477	0.472	
		Stride efficiency (%)	61.20	55.90	63.49	68.79	64.52	64.48	66.42	65.53	64.96	69.83	64.38	
		Stride count	28.76	33.44	31.38	30.14	31.13	31.13	30.68	30.88	31.02	29.92	308.48	



Note: Horizontal distance axis grid lines are 200m furlongs.

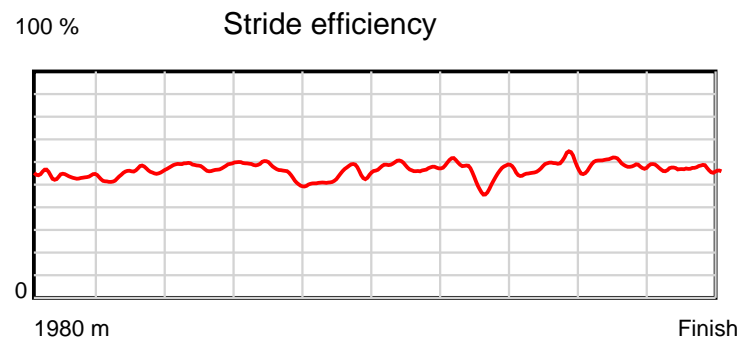
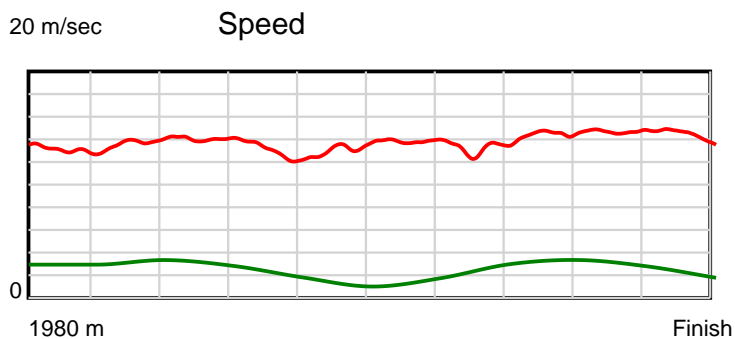
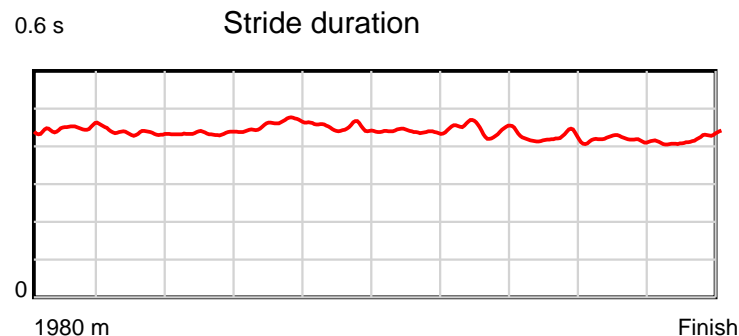
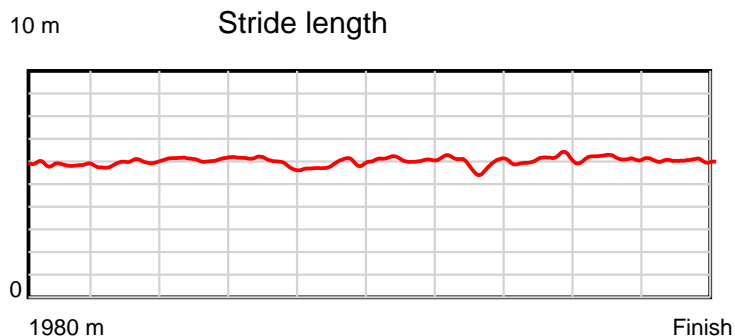
Disclaimer.

HRNZ and NZMTC and Thoroughbred Ratings Pty Ltd accepts no responsibility for the completeness or accuracy of any of the information contained herein, and makes no representations about its suitability for any particular purpose. Users should make their own judgements about those matters and/or seek independent advice. You assume all risks associated with use of the data provided on this page.

Race Results

October 25, 2019, Race 10, DUNSTAN HORSE FEEDS MET MEGA SERIES FINAL MOBILE PACE, Distance 1980m, Addington - Survey 1980m

Result	TAB no.	Horse (Barrier)	1980 to	1800m to	1600m to	1400m to	1200m to	1000m to	800m to	600m to	400m to	200m to	Total or	Margin
3rd	9	Double O Heave... (8)	1800m	1600m	1400m	1200m	1000m	800m	600m	400m	200m	WP	Average	
		Position in running (margin)	-	11(11.3)	8(12.0)	6(11.6)	8(10.7)	9(7.2)	9(6.5)	8(10.4)	8(6.9)	7(3.5)		1.20
		Sectional time (s)	13.92	14.76	14.32	15.38	15.29	14.43	15.19	14.38	14.16	13.97		
		Cumulative time (s)	145.80	131.88	117.12	102.80	87.42	72.13	57.70	42.51	28.13	13.97	2:25.80	
		Speed (m/s)	12.93	13.55	13.97	13.00	13.08	13.86	13.17	13.91	14.12	14.32	13.58	
		Stride length (m)	5.85	5.92	6.07	5.97	5.89	6.09	5.90	5.86	5.92	6.01	5.95	
		Stride duration (s)	0.449	0.437	0.434	0.459	0.451	0.439	0.448	0.422	0.419	0.420	0.438	
		Stride efficiency (%)	53.45	54.76	57.53	55.74	54.28	57.95	54.34	53.72	54.77	56.52	55.30	
		Stride count	30.78	33.78	32.96	33.49	33.93	32.84	33.92	34.11	33.78	33.25	332.84	



Note: Horizontal distance axis grid lines are 200m furlongs.

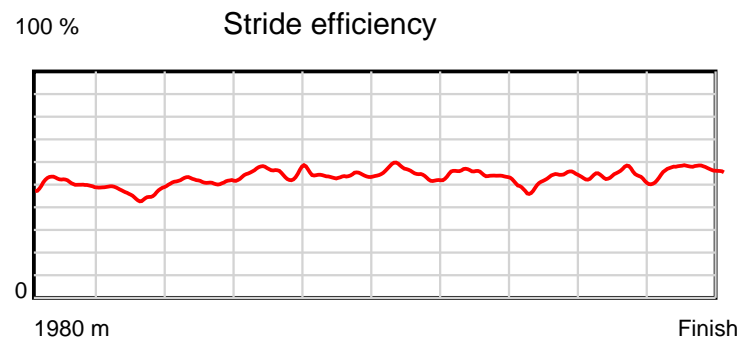
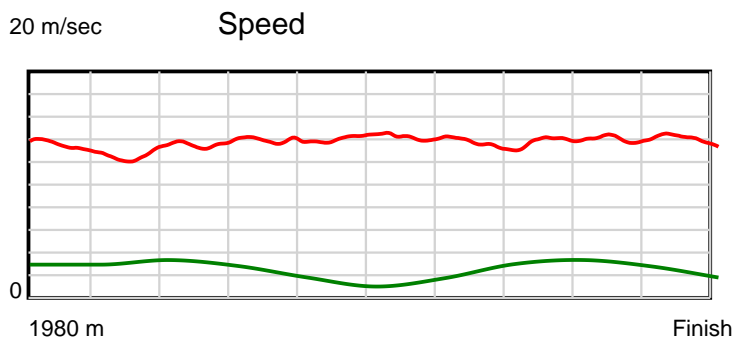
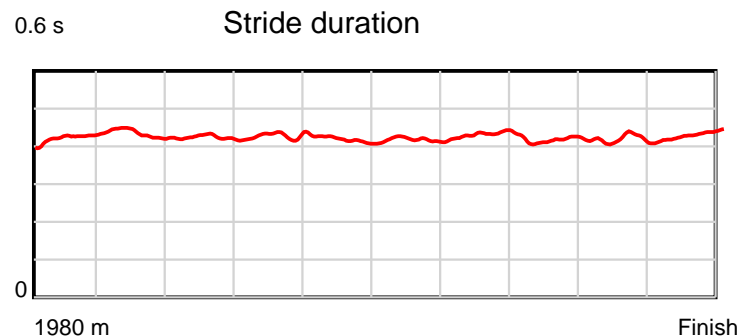
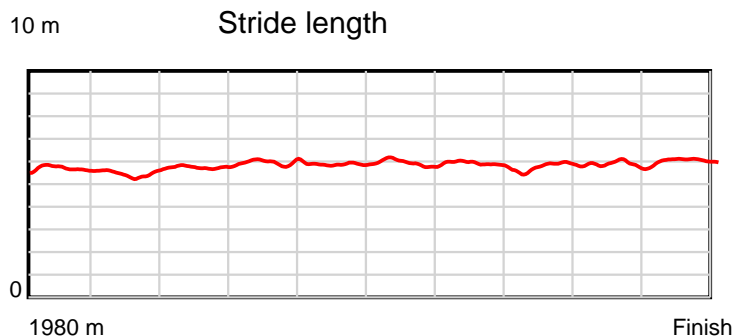
Disclaimer.

HRNZ and NZMTC and Thoroughbred Ratings Pty Ltd accepts no responsibility for the completeness or accuracy of any of the information contained herein, and makes no representations about its suitability for any particular purpose. Users should make their own judgements about those matters and/or seek independent advice. You assume all risks associated with use of the data provided on this page.

Race Results

October 25, 2019, Race 10, DUNSTAN HORSE FEEDS MET MEGA SERIES FINAL MOBILE PACE, Distance 1980m, Addington - Survey 1980m

Result	TAB no.	Horse (Barrier)	1980 to	1800m to	1600m to	1400m to	1200m to	1000m to	800m to	600m to	400m to	200m to	Total or	Margin
4th	8	Good On Ya Kiw... (7)	1800m	1600m	1400m	1200m	1000m	800m	600m	400m	200m	WP	Average	
		Position in running (margin)	-	8(7.9)	11(18.6)	11(21.4)	11(14.0)	8(6.8)	8(6.1)	5(7.4)	7(5.4)	6(3.1)		2.80
		Sectional time (s)	13.29	16.42	14.86	14.31	14.66	14.44	14.75	14.63	14.36	14.37		
		Cumulative time (s)	146.09	132.80	116.38	101.52	87.21	72.55	58.11	43.36	28.73	14.37	2:26.09	
		Speed (m/s)	13.54	12.18	13.46	13.98	13.64	13.85	13.56	13.67	13.93	13.92	13.55	
		Stride length (m)	5.73	5.29	5.70	5.99	5.69	5.80	5.87	5.69	5.83	6.01	5.75	
		Stride duration (s)	0.424	0.435	0.424	0.428	0.417	0.418	0.433	0.416	0.419	0.432	0.425	
		Stride efficiency (%)	51.31	43.81	50.82	55.98	50.65	52.48	53.87	50.55	53.16	56.50	51.75	
		Stride count	31.41	37.77	35.07	33.42	35.13	34.51	34.06	35.16	34.29	33.26	344.08	



Note: Horizontal distance axis grid lines are 200m furlongs.

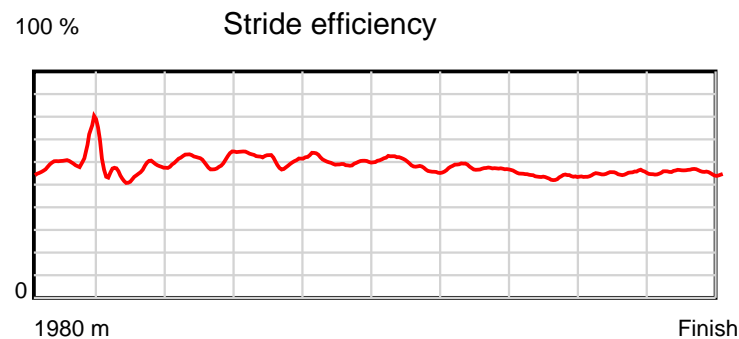
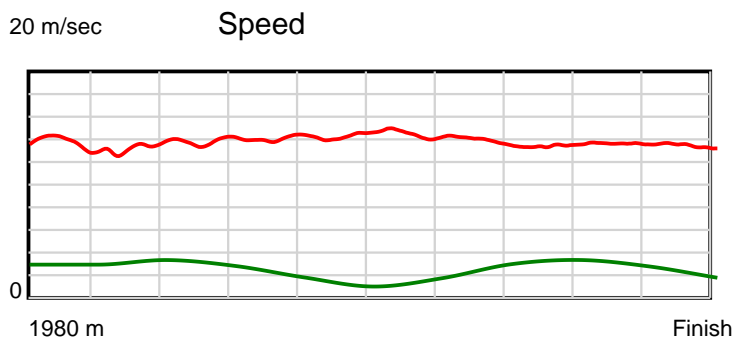
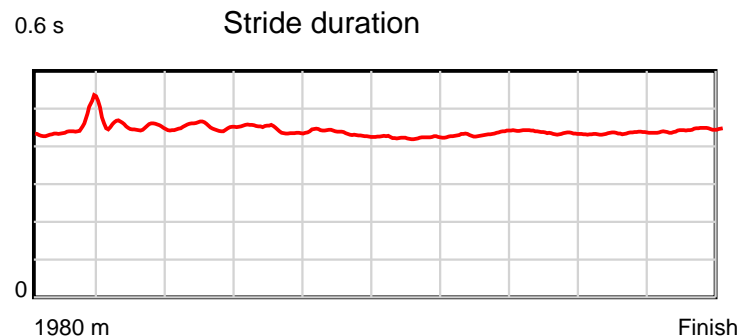
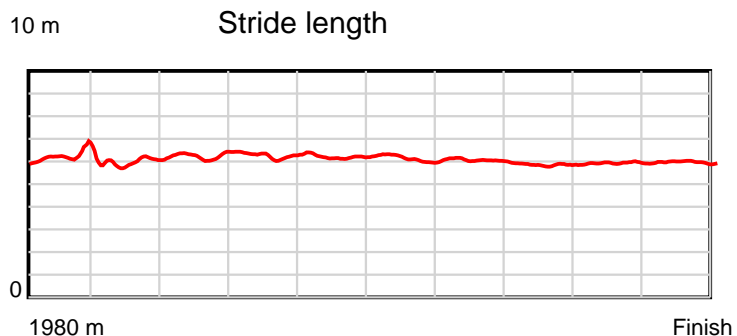
Disclaimer.

HRNZ and NZMTC and Thoroughbred Ratings Pty Ltd accepts no responsibility for the completeness or accuracy of any of the information contained herein, and makes no representations about its suitability for any particular purpose. Users should make their own judgements about those matters and/or seek independent advice. You assume all risks associated with use of the data provided on this page.

Race Results

October 25, 2019, Race 10, DUNSTAN HORSE FEEDS MET MEGA SERIES FINAL MOBILE PACE, Distance 1980m, Addington - Survey 1980m

Result	TAB no.	Horse (Barrier)	1980 to	1800m to	1600m to	1400m to	1200m to	1000m to	800m to	600m to	400m to	200m to	Total or	Margin
5th	12	Tiebreaker (11)	1800m	1600m	1400m	1200m	1000m	800m	600m	400m	200m	WP	Average	
		Position in running (margin)	-	9(8.6)	9(14.4)	9(16.7)	6(9.2)	2(1.5)	2(0.7)	1(0.0)	1(0.0)	1(0.0)		2.90
		Sectional time (s)	13.42	15.60	14.79	14.27	14.58	14.42	14.42	14.97	14.74	14.90		
		Cumulative time (s)	146.11	132.69	117.09	102.30	88.03	73.45	59.03	44.61	29.64	14.90	2:26.11	
		Speed (m/s)	13.41	12.82	13.52	14.02	13.72	13.87	13.87	13.36	13.57	13.42	13.55	
		Stride length (m)	6.12	5.79	6.11	6.24	5.96	5.87	6.02	5.83	5.90	5.96	5.98	
		Stride duration (s)	0.442	0.452	0.452	0.445	0.435	0.423	0.434	0.436	0.435	0.444	0.441	
		Stride efficiency (%)	58.56	52.37	58.38	60.75	55.58	53.88	56.62	53.03	54.42	55.54	55.80	
		Stride count	29.40	34.55	32.72	32.08	33.54	34.06	33.23	34.33	33.89	33.55	331.35	



Note: Horizontal distance axis grid lines are 200m furlongs.

Disclaimer.

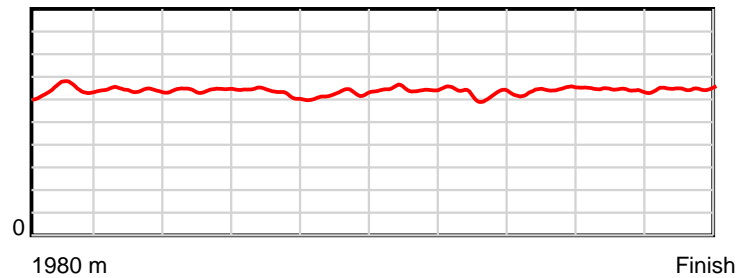
HRNZ and NZMTC and Thoroughbred Ratings Pty Ltd accepts no responsibility for the completeness or accuracy of any of the information contained herein, and makes no representations about its suitability for any particular purpose. Users should make their own judgements about those matters and/or seek independent advice. You assume all risks associated with use of the data provided on this page.

Race Results

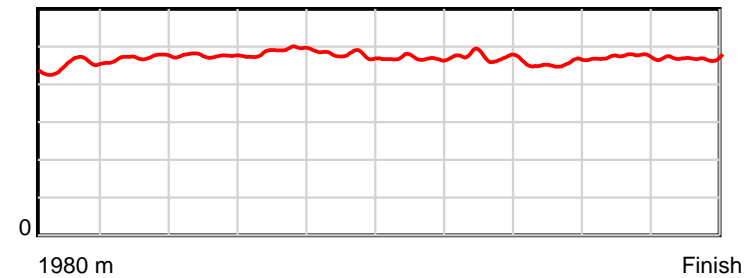
October 25, 2019, Race 10, DUNSTAN HORSE FEEDS MET MEGA SERIES FINAL MOBILE PACE, Distance 1980m, Addington - Survey 1980m

Result	TAB no.	Horse (Barrier)	1980 to	1800m to	1600m to	1400m to	1200m to	1000m to	800m to	600m to	400m to	200m to	Total or	Margin
6th	5	Sam's Town (4)	1800m	1600m	1400m	1200m	1000m	800m	600m	400m	200m	WP	Average	
		Position in running (margin)	-	3(3.4)	4(5.8)	4(8.9)	5(8.7)	6(4.7)	6(4.8)	6(8.5)	6(4.0)	8(4.9)		5.30
		Sectional time (s)	12.57	15.05	14.91	15.49	15.19	14.57	15.16	14.22	14.88	14.50		
		Cumulative time (s)	146.54	133.97	118.92	104.01	88.52	73.33	58.76	43.60	29.38	14.50	2:26.54	
		Speed (m/s)	14.32	13.29	13.41	12.91	13.17	13.73	13.19	14.06	13.44	13.79	13.51	
		Stride length (m)	6.46	6.26	6.39	6.31	6.30	6.44	6.26	6.40	6.36	6.50	6.36	
		Stride duration (s)	0.451	0.471	0.476	0.489	0.478	0.469	0.474	0.455	0.473	0.471	0.471	
		Stride efficiency (%)	65.17	61.15	63.78	62.25	61.93	64.73	61.21	63.96	63.29	66.00	63.30	
		Stride count	27.87	31.97	31.31	31.69	31.77	31.07	31.95	31.26	31.43	30.77	311.09	

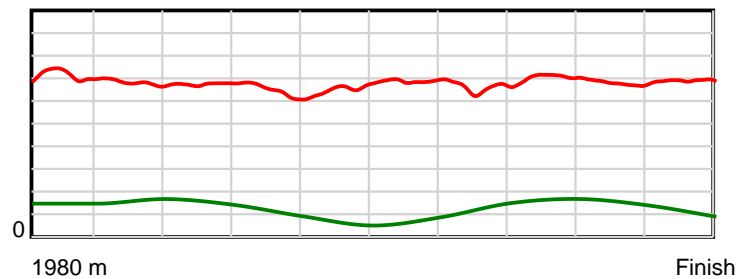
10 m Stride length



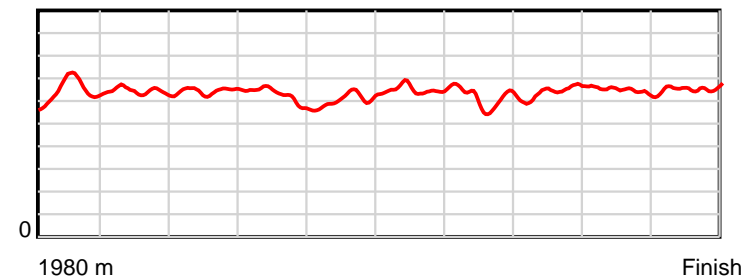
0.6 s Stride duration



20 m/sec Speed



100 % Stride efficiency



Note: Horizontal distance axis grid lines are 200m furlongs.

Disclaimer.

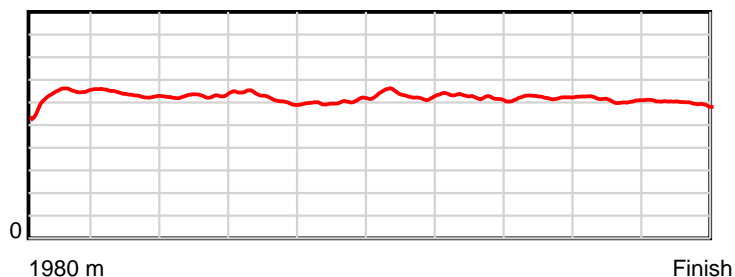
HRNZ and NZMTC and Thoroughbred Ratings Pty Ltd accepts no responsibility for the completeness or accuracy of any of the information contained herein, and makes no representations about its suitability for any particular purpose. Users should make their own judgements about those matters and/or seek independent advice. You assume all risks associated with use of the data provided on this page.

Race Results

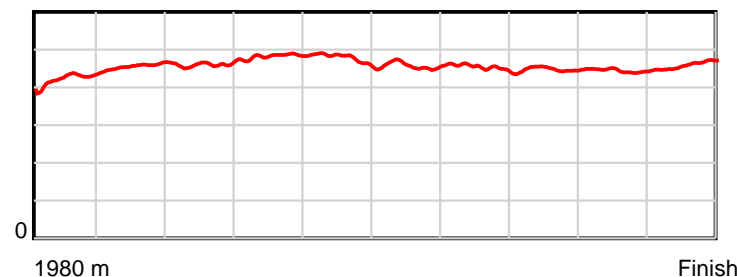
October 25, 2019, Race 10, DUNSTAN HORSE FEEDS MET MEGA SERIES FINAL MOBILE PACE, Distance 1980m, Addington - Survey 1980m

Result	TAB no.	Horse (Barrier)	1980 to	1800m to	1600m to	1400m to	1200m to	1000m to	800m to	600m to	400m to	200m to	Total or	Margin
7th	4	Kotare Yolande (3)	1800m	1600m	1400m	1200m	1000m	800m	600m	400m	200m	WP	Average	
		Position in running (margin)	-	1(0.0)	1(0.0)	2(2.6)	2(3.1)	4(3.2)	3(2.5)	3(2.7)	2(1.3)	4(2.1)		7.90
		Sectional time (s)	12.12	14.65	14.83	15.62	15.88	14.44	14.57	14.74	14.87	15.28		
		Cumulative time (s)	147.00	134.88	120.23	105.40	89.78	73.90	59.46	44.89	30.15	15.28	2:27.00	
		Speed (m/s)	14.85	13.65	13.49	12.80	12.59	13.85	13.73	13.57	13.45	13.09	13.47	
		Stride length (m)	6.42	6.23	6.21	6.17	6.00	6.33	6.22	6.07	5.98	6.03	6.16	
		Stride duration (s)	0.426	0.456	0.460	0.482	0.476	0.457	0.453	0.447	0.444	0.460	0.457	
		Stride efficiency (%)	64.49	60.63	60.21	59.58	56.26	62.62	60.41	57.62	55.83	56.73	59.30	
		Stride count	28.02	32.11	32.22	32.39	33.33	31.59	32.17	32.94	33.46	33.19	321.42	

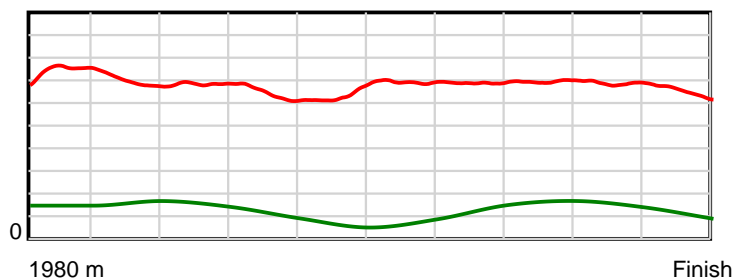
10 m Stride length



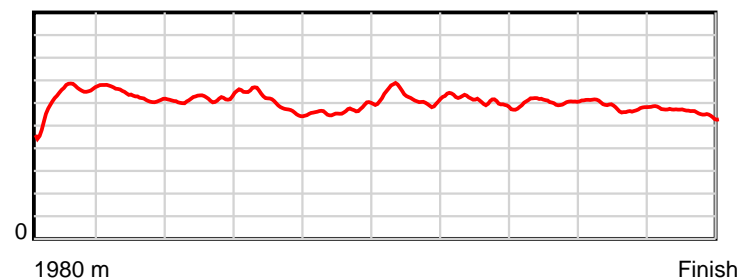
0.6 s Stride duration



20 m/sec Speed



100 % Stride efficiency



Note: Horizontal distance axis grid lines are 200m furlongs.

Disclaimer.

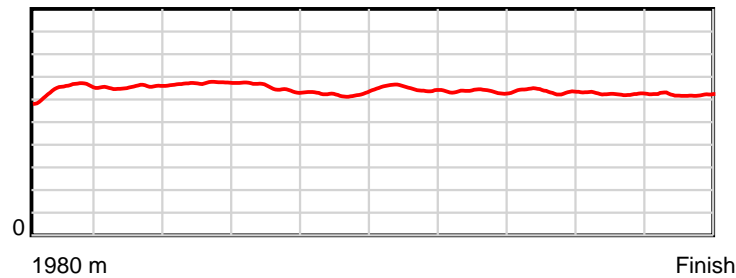
HRNZ and NZMTC and Thoroughbred Ratings Pty Ltd accepts no responsibility for the completeness or accuracy of any of the information contained herein, and makes no representations about its suitability for any particular purpose. Users should make their own judgements about those matters and/or seek independent advice. You assume all risks associated with use of the data provided on this page.

Race Results

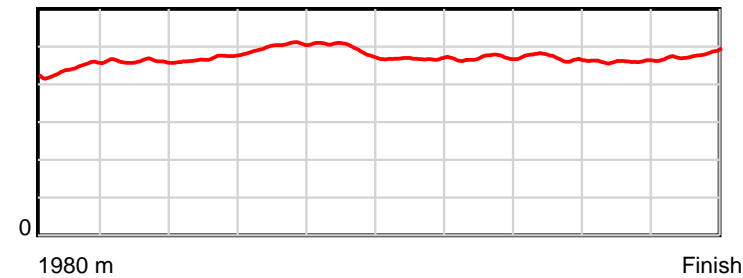
October 25, 2019, Race 10, DUNSTAN HORSE FEEDS MET MEGA SERIES FINAL MOBILE PACE, Distance 1980m, Addington - Survey 1980m

Result	TAB no.	Horse (Barrier)	1980 to	1800m to	1600m to	1400m to	1200m to	1000m to	800m to	600m to	400m to	200m to	Total or	Margin
8th	1	Givemewhatinee... (1)	1800m	1600m	1400m	1200m	1000m	800m	600m	400m	200m	WP	Average	
		Position in running (margin)	-	2(2.4)	2(1.2)	1(0.0)	1(0.0)	1(0.0)	1(0.0)	2(2.2)	3(1.8)	5(2.6)		9.10
		Sectional time (s)	12.44	14.43	14.20	15.53	15.86	14.55	14.90	14.90	14.87	15.54		
		Cumulative time (s)	147.22	134.78	120.35	106.15	90.62	74.76	60.21	45.31	30.41	15.54	2:27.22	
		Speed (m/s)	14.47	13.86	14.08	12.88	12.61	13.75	13.42	13.42	13.45	12.87	13.45	
		Stride length (m)	6.46	6.39	6.61	6.46	6.24	6.43	6.30	6.32	6.20	6.17	6.35	
		Stride duration (s)	0.441	0.461	0.469	0.502	0.495	0.468	0.470	0.471	0.461	0.479	0.472	
		Stride efficiency (%)	65.31	63.83	68.27	65.19	60.84	64.71	62.10	62.38	60.00	59.44	63.10	
		Stride count	27.84	31.29	30.26	30.96	32.05	31.08	31.73	31.66	32.28	32.43	311.58	

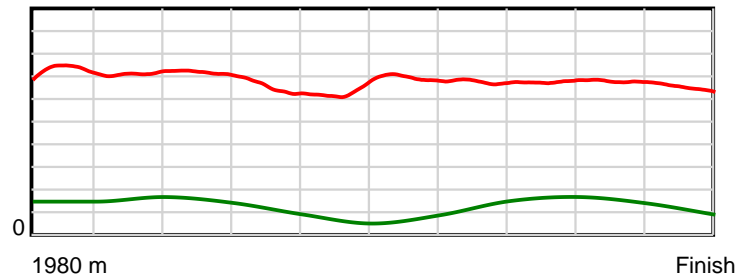
10 m Stride length



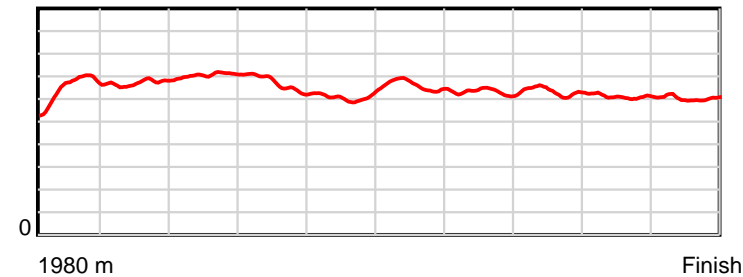
0.6 s Stride duration



20 m/sec Speed



100 % Stride efficiency



Note: Horizontal distance axis grid lines are 200m furlongs.

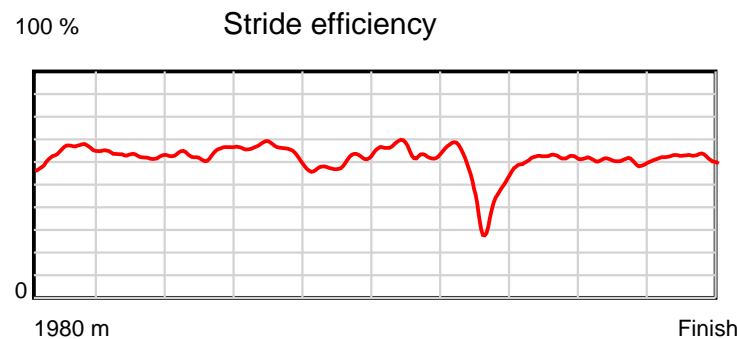
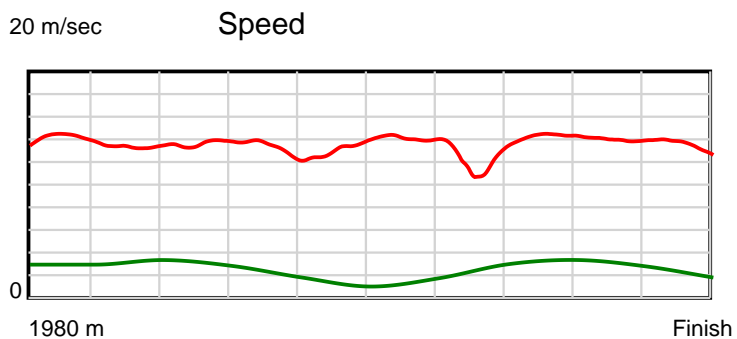
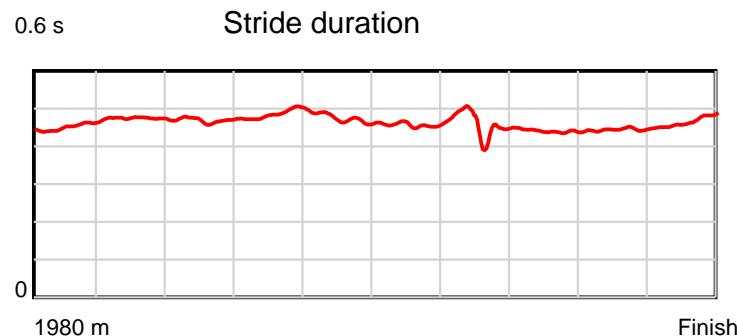
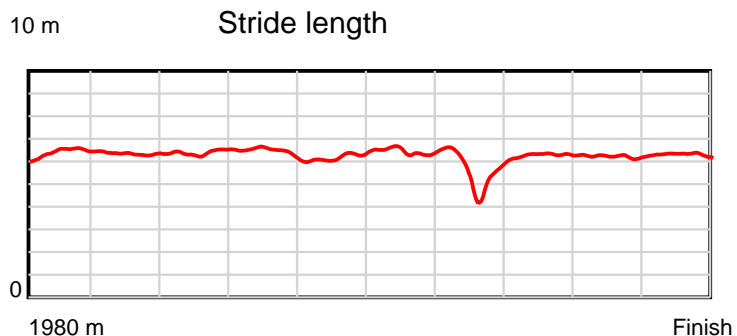
Disclaimer.

HRNZ and NZMTC and Thoroughbred Ratings Pty Ltd accepts no responsibility for the completeness or accuracy of any of the information contained herein, and makes no representations about its suitability for any particular purpose. Users should make their own judgements about those matters and/or seek independent advice. You assume all risks associated with use of the data provided on this page.

Race Results

October 25, 2019, Race 10, DUNSTAN HORSE FEEDS MET MEGA SERIES FINAL MOBILE PACE, Distance 1980m, Addington - Survey 1980m

Result	TAB no.	Horse (Barrier)	1980 to	1800m to	1600m to	1400m to	1200m to	1000m to	800m to	600m to	400m to	200m to	Total or	Margin
9th	11	Unico Enchantr... (10)	1800m	1600m	1400m	1200m	1000m	800m	600m	400m	200m	WP	Average	
		Position in running (margin)	-	6(6.4)	6(9.6)	7(12.0)	7(9.9)	10(7.6)	10(6.8)	9(18.2)	9(12.5)	9(10.1)		12.90
		Sectional time (s)	13.06	15.18	14.80	15.18	15.48	14.40	16.44	14.02	14.35	14.99		
		Cumulative time (s)	147.90	134.84	119.66	104.86	89.68	74.20	59.80	43.36	29.34	14.99	2:27.90	
		Speed (m/s)	13.78	13.18	13.51	13.18	12.92	13.89	12.17	14.27	13.94	13.34	13.39	
		Stride length (m)	6.43	6.25	6.35	6.42	6.11	6.35	5.52	6.28	6.20	6.25	6.20	
		Stride duration (s)	0.452	0.474	0.470	0.487	0.473	0.457	0.454	0.440	0.445	0.469	0.463	
		Stride efficiency (%)	64.66	61.10	62.95	64.32	58.39	62.93	47.64	61.54	60.04	61.11	60.12	
		Stride count	27.98	31.98	31.51	31.17	32.72	31.52	36.22	31.87	32.27	31.98	319.22	



Note: Horizontal distance axis grid lines are 200m furlongs.

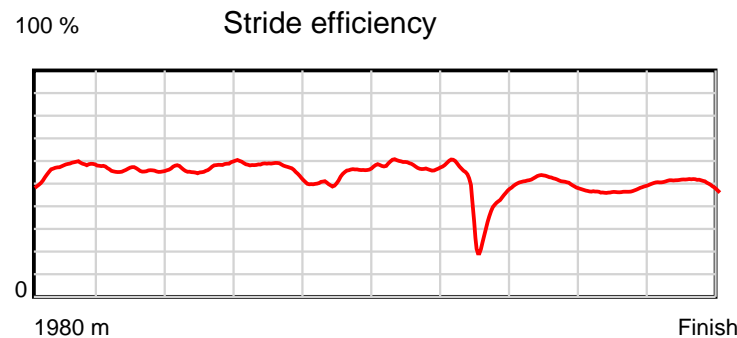
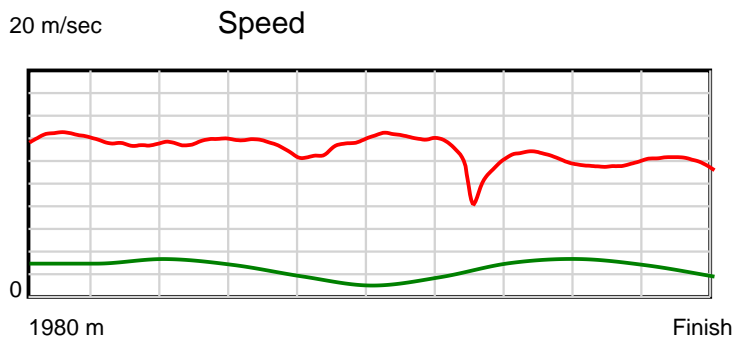
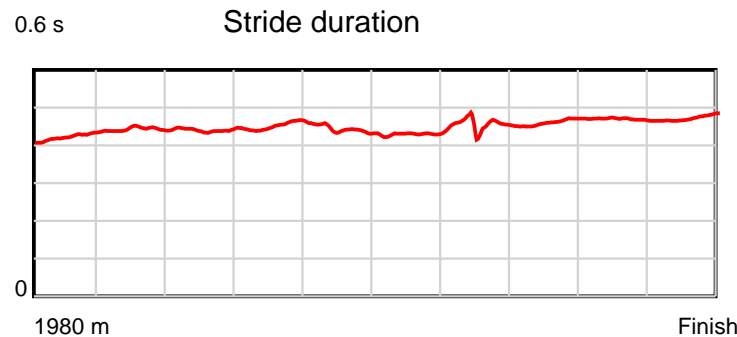
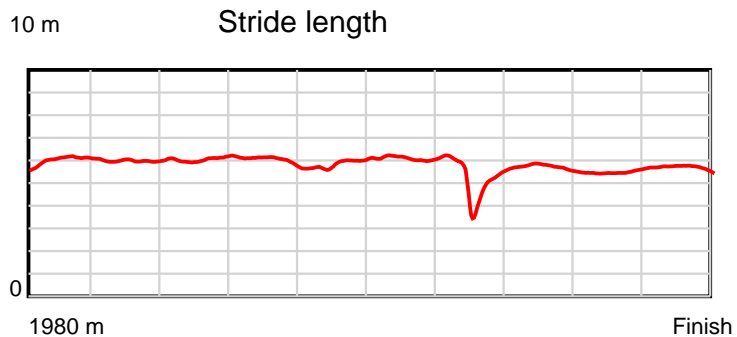
Disclaimer.

HRNZ and NZMTC and Thoroughbred Ratings Pty Ltd accepts no responsibility for the completeness or accuracy of any of the information contained herein, and makes no representations about its suitability for any particular purpose. Users should make their own judgements about those matters and/or seek independent advice. You assume all risks associated with use of the data provided on this page.

Race Results

October 25, 2019, Race 10, DUNSTAN HORSE FEEDS MET MEGA SERIES FINAL MOBILE PACE, Distance 1980m, Addington - Survey 1980m

Result	TAB no.	Horse (Barrier)	1980 to	1800m to	1600m to	1400m to	1200m to	1000m to	800m to	600m to	400m to	200m to	Total or	Margin
10th	3	Doctor Tim (2)	1800m	1600m	1400m	1200m	1000m	800m	600m	400m	200m	WP	Average	
		Position in running (margin)	-	5(4.7)	5(7.8)	5(10.2)	4(8.0)	7(5.6)	7(5.1)	10(24.7)	10(32.7)	10(47.9)		58.10
		Sectional time (s)	12.61	15.17	14.79	15.17	15.45	14.48	17.80	16.29	17.27	17.01		
		Cumulative time (s)	156.04	143.43	128.26	113.47	98.30	82.85	68.37	50.57	34.28	17.01	2:36.04	
		Speed (m/s)	14.27	13.18	13.52	13.18	12.94	13.81	11.24	12.28	11.58	11.76	12.69	
		Stride length (m)	5.98	5.83	5.96	5.96	5.73	5.95	5.10	5.67	5.44	5.56	5.70	
		Stride duration (s)	0.423	0.442	0.441	0.452	0.443	0.431	0.454	0.461	0.469	0.473	0.449	
		Stride efficiency (%)	55.97	53.17	55.49	55.46	51.35	55.30	40.66	50.15	46.17	48.36	50.80	
		Stride count	30.08	34.29	33.56	33.57	34.89	33.62	39.21	35.30	36.79	35.95	347.26	



Note: Horizontal distance axis grid lines are 200m furlongs.

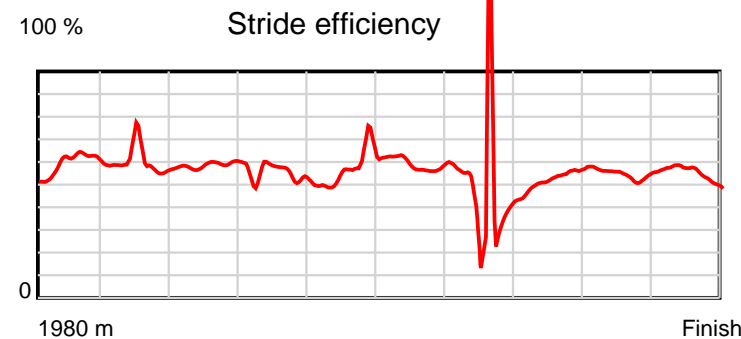
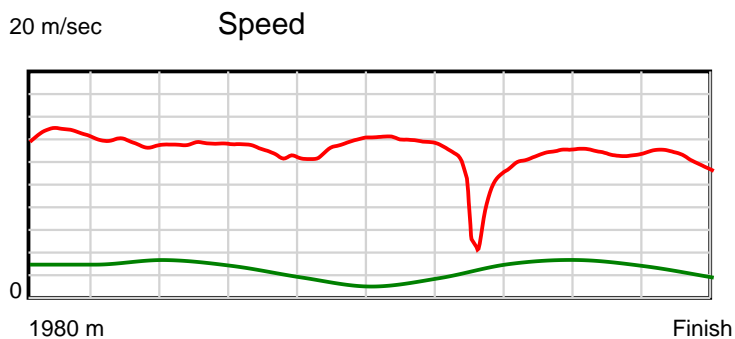
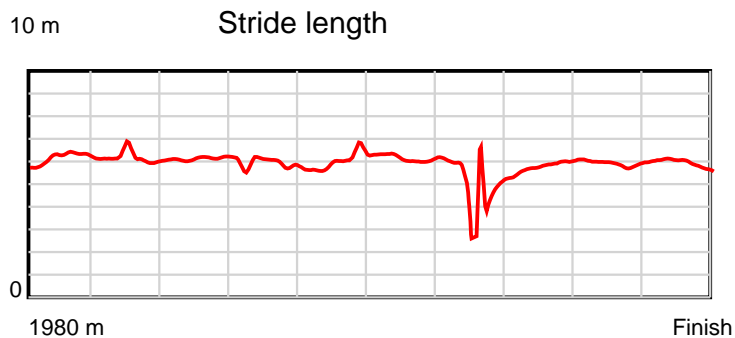
Disclaimer.

HRNZ and NZMTC and Thoroughbred Ratings Pty Ltd accepts no responsibility for the completeness or accuracy of any of the information contained herein, and makes no representations about its suitability for any particular purpose. Users should make their own judgements about those matters and/or seek independent advice. You assume all risks associated with use of the data provided on this page.

Race Results

October 25, 2019, Race 10, DUNSTAN HORSE FEEDS MET MEGA SERIES FINAL MOBILE PACE, Distance 1980m, Addington - Survey 1980m

Result	TAB no.	Horse (Barrier)	1980 to 1800m	1800m to 1600m	1600m to 1400m	1400m to 1200m	1200m to 1000m	1000m to 800m	800m to 600m	600m to 400m	400m to 200m	200m to WP	Total or Average	Margin
11th	10	Lets Hustle (9)	-	4(4.1)	3(4.2)	3(6.0)	3(6.1)	3(3.0)	4(3.1)	11(54.4)	11(60.4)	11(66.6)		73.40
		Position in running (margin)	-	4(4.1)	3(4.2)	3(6.0)	3(6.1)	3(3.0)	4(3.1)	11(54.4)	11(60.4)	11(66.6)		73.40
		Sectional time (s)	12.74	14.66	14.69	15.55	15.34	14.56	23.10	15.97	15.76	16.41		
		Cumulative time (s)	158.78	146.04	131.38	116.69	101.14	85.80	71.24	48.14	32.17	16.41	2:38.78	
		Speed (m/s)	14.13	13.64	13.61	12.86	13.04	13.74	8.66	12.52	12.69	12.19	12.47	
		Stride length (m)	6.16	6.11	6.14	5.88	5.85	6.05	4.04	5.73	5.88	5.87	5.69	
		Stride duration (s)	0.422	0.448	0.451	0.457	0.449	0.441	0.467	0.457	0.463	0.481	0.456	
		Stride efficiency (%)	59.25	58.33	58.86	54.06	53.53	57.23	25.56	51.29	54.00	53.76	50.51	
		Stride count	29.23	32.73	32.59	34.00	34.17	33.05	49.45	34.91	34.02	34.10	348.25	



Note: Horizontal distance axis grid lines are 200m furlongs.

Disclaimer.

HRNZ and NZMTC and Thoroughbred Ratings Pty Ltd accepts no responsibility for the completeness or accuracy of any of the information contained herein, and makes no representations about its suitability for any particular purpose. Users should make their own judgements about those matters and/or seek independent advice. You assume all risks associated with use of the data provided on this page.