



## Race Results

NZ Metropolitan Trotting Club Inc, HRNZ, October 25, 2019

Compilation date: October 25, 2019, 5:21:46 PM (NZDT)

Copyright © 2019 HRNZ and NZMTC. All rights reserved.

### Trademarks.

StrideMASTER is a registered trademark of Thoroughbred Ratings Pty Ltd.

### Disclaimer.

HRNZ and NZMTC and Thoroughbred Ratings Pty Ltd accepts no responsibility for the completeness or accuracy of any of the information contained herein, and makes no representations about its suitability for any particular purpose. Users should make their own judgements about those matters and/or seek independent advice. You assume all risks associated with use of the data provided on this page.



# Race Results



October 25, 2019, Race 1, TURF SOLUTIONS/GLENWILLOW FEEDS (AMATEUR DRIVER) MOBILE PACE, Distance 2600m, Addington - Survey 3200m

Result	TAB no.	Horse (Barrier)	2600 to	2400m to
1st	8	<b>Jamies Bad Boy (8)</b>	<b>2400m</b>	<b>2200m</b>
		Position in running (margin)	-	9(5.6)
		Sectional time (s)	14.09	14.66
		Cumulative time (s)	195.79	181.70
		Speed (m/s)	14.19	13.64
		Stride length (m)	6.65	6.39
		Stride duration (s)	0.466	0.468
		Stride efficiency (%)	69.12	63.84
		Stride count	30.07	31.29

#### Disclaimer.

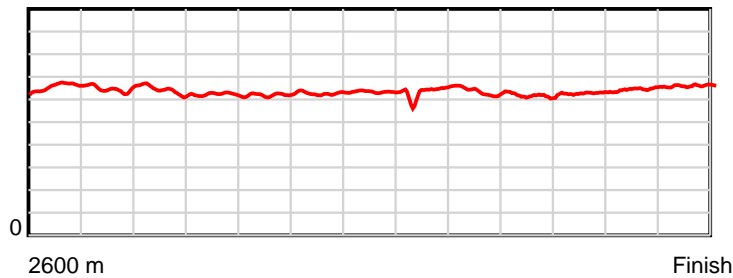
HRNZ and NZMTC and Thoroughbred Ratings Pty Ltd accepts no responsibility for the completeness or accuracy of any of the information contained herein, and makes no representations about its suitability for any particular purpose. Users should make their own judgements about those matters and/or seek independent advice. You assume all risks associated with use of the data provided on this page.

# Race Results

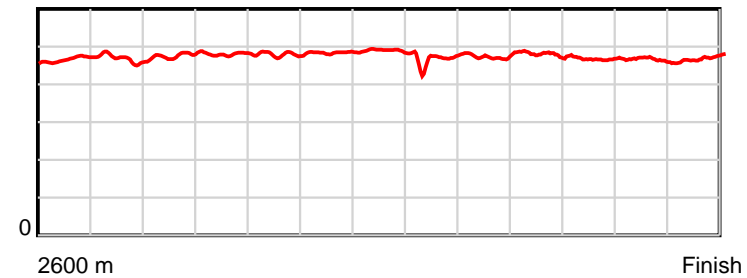
October 25, 2019, Race 1, TURF SOLUTIONS/GLENWILLOW FEEDS (AMATEUR DRIVER) MOBILE PACE, Distance 2600m, Addington - Survey 3200m

Result	TAB no.	Horse (Barrier)	2200m to	2000m to	1800m to	1600m to	1400m to	1200m to	1000m to	800m to	600m to	400m to	200m to	Total or	Margin
1st	8	<b>Jamies Bad Boy (8)</b>	<b>2000m</b>	<b>1800m</b>	<b>1600m</b>	<b>1400m</b>	<b>1200m</b>	<b>1000m</b>	<b>800m</b>	<b>600m</b>	<b>400m</b>	<b>200m</b>	<b>WP</b>	<b>Average</b>	
		Position in running (margin)	7(5.9)	5(4.5)	4(3.5)	2(0.9)	2(1.3)	2(0.8)	2(1.1)	2(0.6)	2(0.3)	1(0.0)	1(0.0)		0.00
		Sectional time (s)	15.26	15.43	15.88	15.51	15.41	14.96	15.26	15.56	15.20	14.52	14.05		
		Cumulative time (s)	167.04	151.78	136.35	120.47	104.96	89.55	74.59	59.33	43.77	28.57	14.05	3:15.79	
		Speed (m/s)	13.11	12.96	12.59	12.89	12.98	13.37	13.11	12.85	13.16	13.77	14.23	13.28	
		Stride length (m)	6.24	6.22	6.04	6.24	6.35	6.23	6.21	6.15	6.13	6.40	6.68	6.30	
		Stride duration (s)	0.476	0.480	0.479	0.484	0.489	0.466	0.474	0.479	0.466	0.464	0.470	0.474	
		Stride efficiency (%)	60.94	60.54	56.95	60.89	63.04	60.61	60.33	59.15	58.73	63.93	69.80	61.99	
		Stride count	32.03	32.13	33.13	32.04	31.49	32.11	32.19	32.51	32.62	31.27	29.93	412.81	

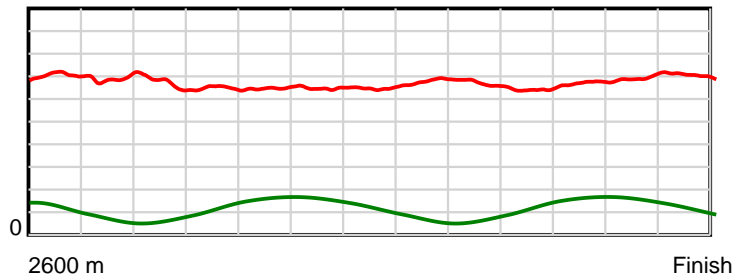
10 m Stride length



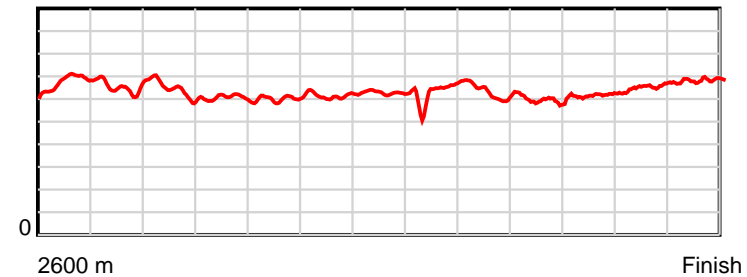
0.6 s Stride duration



20 m/sec Speed



100 % Stride efficiency



Note: Horizontal distance axis grid lines are 200m furlongs.

**Disclaimer.**

HRNZ and NZMTC and Thoroughbred Ratings Pty Ltd accepts no responsibility for the completeness or accuracy of any of the information contained herein, and makes no representations about its suitability for any particular purpose. Users should make their own judgements about those matters and/or seek independent advice. You assume all risks associated with use of the data provided on this page.



# Race Results



October 25, 2019, Race 1, TURF SOLUTIONS/GLENWILLOW FEEDS (AMATEUR DRIVER) MOBILE PACE, Distance 2600m, Addington - Survey 3200m

Result	TAB no.	Horse (Barrier)	2600 to	2400m to
2nd	14	<b>Royal Jester (13)</b>	<b>2400m</b>	<b>2200m</b>
		Position in running (margin)	-	5(3.2)
		Sectional time (s)	13.62	15.06
		Cumulative time (s)	195.88	182.26
		Speed (m/s)	14.68	13.28
		Stride length (m)	6.26	5.82
		Stride duration (s)	0.419	0.438
		Stride efficiency (%)	61.25	52.90
		Stride count	31.94	34.37

## Disclaimer.

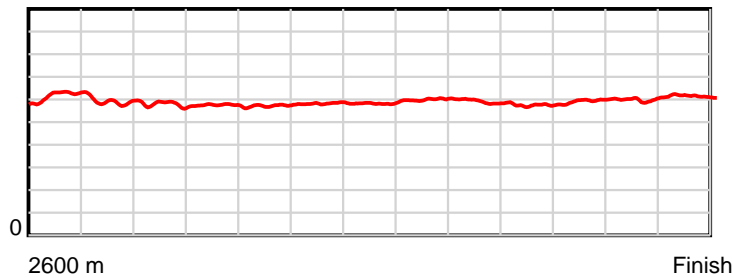
HRNZ and NZMTC and Thoroughbred Ratings Pty Ltd accepts no responsibility for the completeness or accuracy of any of the information contained herein, and makes no representations about its suitability for any particular purpose. Users should make their own judgements about those matters and/or seek independent advice. You assume all risks associated with use of the data provided on this page.

# Race Results

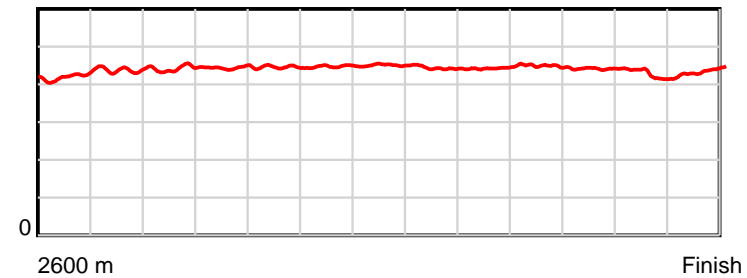
October 25, 2019, Race 1, TURF SOLUTIONS/GLENWILLOW FEEDS (AMATEUR DRIVER) MOBILE PACE, Distance 2600m, Addington - Survey 3200m

Result	TAB no.	Horse (Barrier)	2200m to	2000m to	1800m to	1600m to	1400m to	1200m to	1000m to	800m to	600m to	400m to	200m to	Total or	Margin
2nd	14	Royal Jester (13)	2000m	1800m	1600m	1400m	1200m	1000m	800m	600m	400m	200m	WP	Average	
		Position in running (margin)	8(5.9)	7(6.5)	6(5.1)	4(2.9)	4(3.0)	5(2.5)	5(2.7)	4(2.5)	4(2.1)	3(1.7)	3(0.5)		0.50
		Sectional time (s)	15.59	15.36	15.94	15.44	15.43	14.91	15.33	15.54	15.18	14.31	14.17		
		Cumulative time (s)	167.20	151.61	136.25	120.31	104.87	89.44	74.53	59.20	43.66	28.48	14.17	3:15.88	
		Speed (m/s)	12.83	13.02	12.55	12.95	12.96	13.41	13.05	12.87	13.18	13.98	14.11	13.27	
		Stride length (m)	5.67	5.79	5.59	5.80	5.84	5.94	5.78	5.78	5.81	5.95	6.15	5.86	
		Stride duration (s)	0.442	0.444	0.445	0.447	0.451	0.443	0.443	0.449	0.441	0.425	0.436	0.441	
		Stride efficiency (%)	50.33	52.33	48.79	52.49	53.29	55.19	52.21	52.23	52.83	55.23	59.10	53.57	
		Stride count	35.24	34.56	35.79	34.51	34.25	33.65	34.60	34.59	34.40	33.64	32.52	444.06	

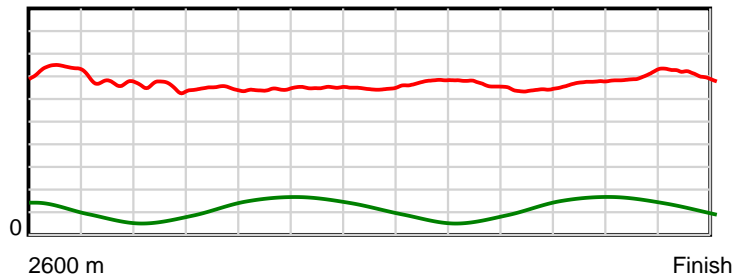
10 m Stride length



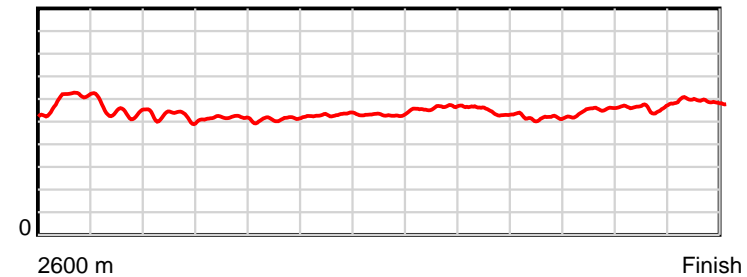
0.6 s Stride duration



20 m/sec Speed



100 % Stride efficiency



Note: Horizontal distance axis grid lines are 200m furlongs.

**Disclaimer.**

HRNZ and NZMTC and Thoroughbred Ratings Pty Ltd accepts no responsibility for the completeness or accuracy of any of the information contained herein, and makes no representations about its suitability for any particular purpose. Users should make their own judgements about those matters and/or seek independent advice. You assume all risks associated with use of the data provided on this page.



# Race Results



October 25, 2019, Race 1, TURF SOLUTIONS/GLENWILLOW FEEDS (AMATEUR DRIVER) MOBILE PACE, Distance 2600m, Addington - Survey 3200m

Result	TAB no.	Horse (Barrier)	2600 to	2400m to
3rd	12	All Nuts N Bol... (11)	2400m	2200m
		Position in running (margin)	-	7(3.8)
		Sectional time (s)	13.54	14.43
		Cumulative time (s)	196.01	182.47
		Speed (m/s)	14.77	13.86
		Stride length (m)	7.06	6.74
		Stride duration (s)	0.473	0.486
		Stride efficiency (%)	77.94	71.05
		Stride count	28.32	29.66

#### Disclaimer.

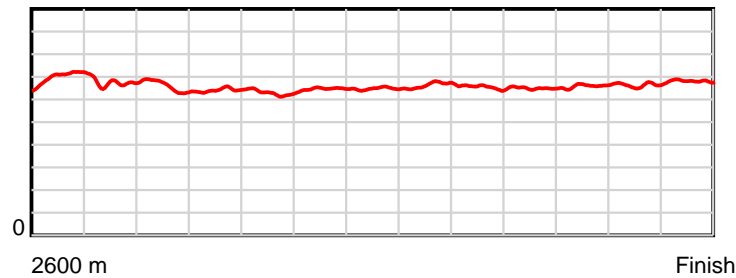
HRNZ and NZMTC and Thoroughbred Ratings Pty Ltd accepts no responsibility for the completeness or accuracy of any of the information contained herein, and makes no representations about its suitability for any particular purpose. Users should make their own judgements about those matters and/or seek independent advice. You assume all risks associated with use of the data provided on this page.

# Race Results

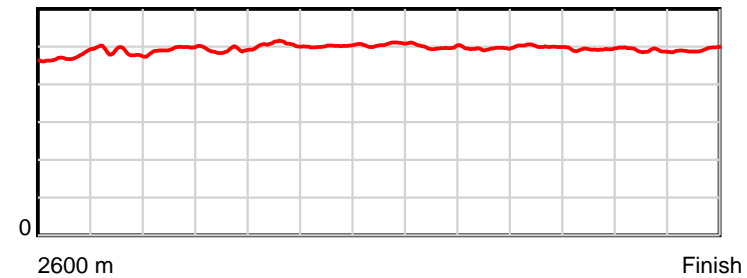
October 25, 2019, Race 1, TURF SOLUTIONS/GLENWILLOW FEEDS (AMATEUR DRIVER) MOBILE PACE, Distance 2600m, Addington - Survey 3200m

Result	TAB no.	Horse (Barrier)	2200m to	2000m to	1800m to	1600m to	1400m to	1200m to	1000m to	800m to	600m to	400m to	200m to	Total or	Margin
3rd	12	All Nuts N Bol... (11)	2000m	1800m	1600m	1400m	1200m	1000m	800m	600m	400m	200m	WP	Average	
		Position in running (margin)	4(2.7)	2(2.0)	1(0.0)	1(0.0)	1(0.0)	1(0.0)	1(0.0)	1(0.0)	1(0.0)	2(0.1)	2(0.4)		1.30
		Sectional time (s)	15.37	15.27	16.30	15.43	15.51	14.89	15.35	15.60	15.27	14.57	14.48		
		Cumulative time (s)	168.04	152.67	137.40	121.10	105.67	90.16	75.27	59.92	44.32	29.05	14.48	3:16.01	
		Speed (m/s)	13.01	13.10	12.27	12.96	12.89	13.43	13.03	12.82	13.10	13.73	13.81	13.26	
		Stride length (m)	6.43	6.42	6.21	6.50	6.53	6.70	6.44	6.42	6.45	6.72	6.81	6.57	
		Stride duration (s)	0.494	0.490	0.506	0.502	0.506	0.499	0.494	0.501	0.493	0.490	0.493	0.495	
		Stride efficiency (%)	64.65	64.50	60.18	66.06	66.55	70.23	64.83	64.41	65.08	70.64	72.55	67.38	
		Stride count	31.09	31.13	32.23	30.76	30.65	29.83	31.05	31.15	30.99	29.75	29.35	395.96	

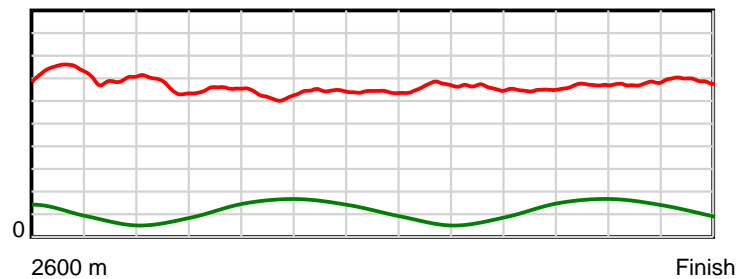
10 m Stride length



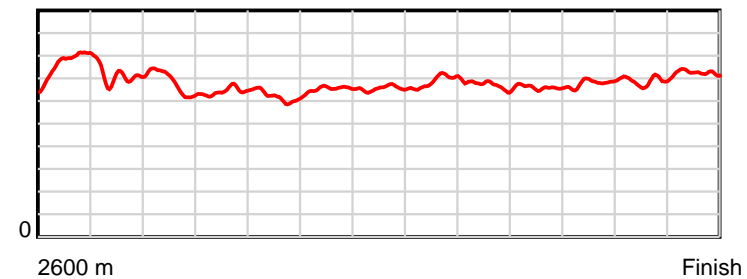
0.6 s Stride duration



20 m/sec Speed



100 % Stride efficiency



Note: Horizontal distance axis grid lines are 200m furlongs.

## Disclaimer.

HRNZ and NZMTC and Thoroughbred Ratings Pty Ltd accepts no responsibility for the completeness or accuracy of any of the information contained herein, and makes no representations about its suitability for any particular purpose. Users should make their own judgements about those matters and/or seek independent advice. You assume all risks associated with use of the data provided on this page.



# Race Results



October 25, 2019, Race 1, TURF SOLUTIONS/GLENWILLOW FEEDS (AMATEUR DRIVER) MOBILE PACE, Distance 2600m, Addington - Survey 3200m

Result	TAB no.	Horse (Barrier)	2600 to	2400m to
4th	9	<b>Machs Mareta (9)</b>	<b>2400m</b>	<b>2200m</b>
		Position in running (margin)	-	11(7.8)
		Sectional time (s)	14.19	15.10
		Cumulative time (s)	196.08	181.89
		Speed (m/s)	14.09	13.25
		Stride length (m)	6.01	5.76
		Stride duration (s)	0.431	0.435
		Stride efficiency (%)	56.40	51.90
		Stride count	33.29	34.70

#### Disclaimer.

HRNZ and NZMTC and Thoroughbred Ratings Pty Ltd accepts no responsibility for the completeness or accuracy of any of the information contained herein, and makes no representations about its suitability for any particular purpose. Users should make their own judgements about those matters and/or seek independent advice. You assume all risks associated with use of the data provided on this page.

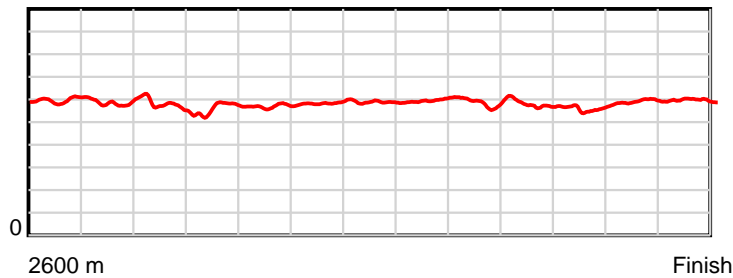


# Race Results

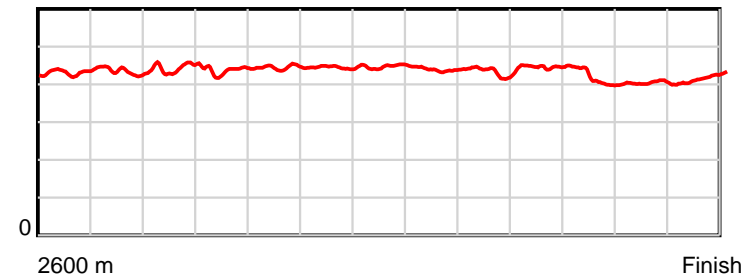
October 25, 2019, Race 1, TURF SOLUTIONS/GLENWILLOW FEEDS (AMATEUR DRIVER) MOBILE PACE, Distance 2600m, Addington - Survey 3200m

Result	TAB no.	Horse (Barrier)	2200m to	2000m to	1800m to	1600m to	1400m to	1200m to	1000m to	800m to	600m to	400m to	200m to	Total or	Margin
4th	9	<b>Machs Mareta (9)</b>	<b>2000m</b>	<b>1800m</b>	<b>1600m</b>	<b>1400m</b>	<b>1200m</b>	<b>1000m</b>	<b>800m</b>	<b>600m</b>	<b>400m</b>	<b>200m</b>	<b>WP</b>	<b>Average</b>	
		Position in running (margin)	11(10.7)	11(11.8)	11(11.8)	10(9.8)	10(9.6)	11(8.0)	10(8.2)	10(6.6)	8(6.0)	6(6.4)	5(2.6)		1.60
		Sectional time (s)	15.67	15.61	15.95	15.41	15.23	14.94	15.09	15.50	15.32	13.88	14.19		
		Cumulative time (s)	166.79	151.12	135.51	119.56	104.15	88.92	73.98	58.89	43.39	28.07	14.19	3:16.08	
		Speed (m/s)	12.76	12.81	12.54	12.98	13.13	13.39	13.25	12.90	13.05	14.41	14.09	13.26	
		Stride length (m)	5.67	5.60	5.58	5.77	5.88	5.88	5.75	5.77	5.42	5.81	5.90	5.75	
		Stride duration (s)	0.444	0.437	0.445	0.445	0.448	0.439	0.434	0.447	0.415	0.403	0.418	0.434	
		Stride efficiency (%)	50.22	49.00	48.66	52.08	53.98	54.08	51.58	51.97	45.95	52.77	54.33	51.66	
		Stride count	35.28	35.71	35.84	34.64	34.03	34.00	34.81	34.68	36.88	34.42	33.92	452.20	

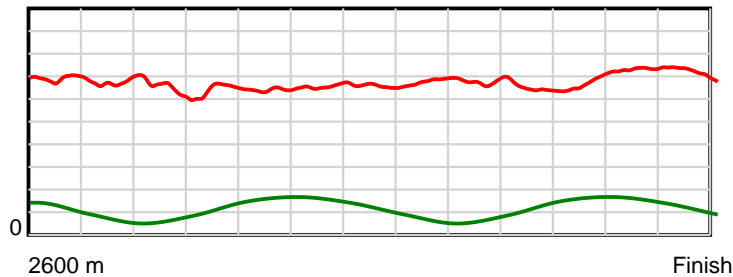
10 m Stride length



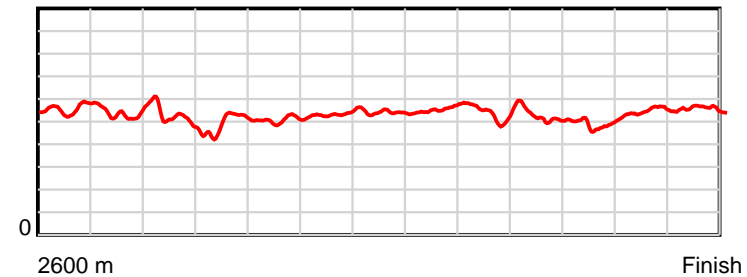
0.6 s Stride duration



20 m/sec Speed



100 % Stride efficiency



Note: Horizontal distance axis grid lines are 200m furlongs.

**Disclaimer.**

HRNZ and NZMTC and Thoroughbred Ratings Pty Ltd accepts no responsibility for the completeness or accuracy of any of the information contained herein, and makes no representations about its suitability for any particular purpose. Users should make their own judgements about those matters and/or seek independent advice. You assume all risks associated with use of the data provided on this page.



# Race Results



October 25, 2019, Race 1, TURF SOLUTIONS/GLENWILLOW FEEDS (AMATEUR DRIVER) MOBILE PACE, Distance 2600m, Addington - Survey 3200m

Result	TAB no.	Horse (Barrier)	2600 to	2400m to
5th	13	<b>Highland Reign (12)</b>	<b>2400m</b>	<b>2200m</b>
		Position in running (margin)	-	10(6.5)
		Sectional time (s)	14.06	14.94
		Cumulative time (s)	196.26	182.20
		Speed (m/s)	14.22	13.39
		Stride length (m)	6.46	6.05
		Stride duration (s)	0.438	0.452
		Stride efficiency (%)	65.12	57.19
		Stride count	30.98	33.06

#### Disclaimer.

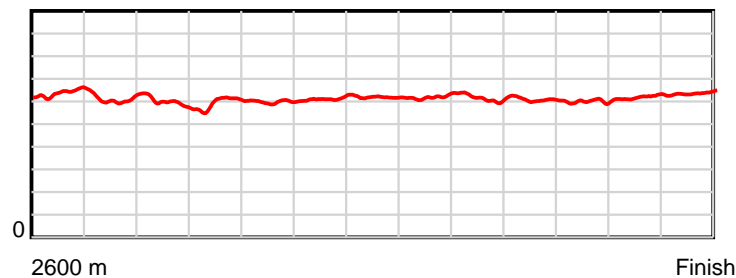
HRNZ and NZMTC and Thoroughbred Ratings Pty Ltd accepts no responsibility for the completeness or accuracy of any of the information contained herein, and makes no representations about its suitability for any particular purpose. Users should make their own judgements about those matters and/or seek independent advice. You assume all risks associated with use of the data provided on this page.

# Race Results

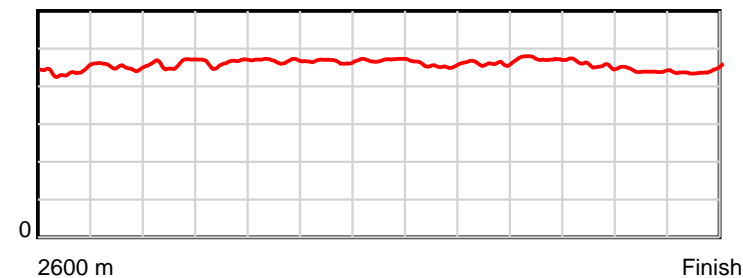
October 25, 2019, Race 1, TURF SOLUTIONS/GLENWILLOW FEEDS (AMATEUR DRIVER) MOBILE PACE, Distance 2600m, Addington - Survey 3200m

Result	TAB no.	Horse (Barrier)	2200m to	2000m to	1800m to	1600m to	1400m to	1200m to	1000m to	800m to	600m to	400m to	200m to	Total or	Margin
5th	13	<b>Highland Reign (12)</b>	<b>2000m</b>	<b>1800m</b>	<b>1600m</b>	<b>1400m</b>	<b>1200m</b>	<b>1000m</b>	<b>800m</b>	<b>600m</b>	<b>400m</b>	<b>200m</b>	<b>WP</b>	<b>Average</b>	
		Position in running (margin)	10(8.4)	10(10.0)	10(10.3)	8(8.1)	8(7.8)	9(6.2)	8(6.3)	8(6.1)	9(6.3)	7(7.0)	6(4.5)		2.60
		Sectional time (s)	15.76	15.64	15.94	15.38	15.25	14.91	15.32	15.63	15.37	14.11	13.95		
		Cumulative time (s)	167.26	151.50	135.86	119.92	104.54	89.29	74.38	59.06	43.43	28.06	13.95	3:16.26	
		Speed (m/s)	12.69	12.79	12.55	13.00	13.11	13.41	13.05	12.80	13.01	14.17	14.34	13.25	
		Stride length (m)	5.85	5.93	5.87	6.06	6.17	6.12	6.03	6.06	5.94	6.24	6.33	6.08	
		Stride duration (s)	0.461	0.464	0.468	0.466	0.470	0.456	0.462	0.473	0.456	0.440	0.442	0.459	
		Stride efficiency (%)	53.49	54.91	53.92	57.46	59.45	58.46	56.73	57.32	55.11	60.90	62.69	57.77	
		Stride count	34.18	33.74	34.05	32.98	32.43	32.70	33.19	33.02	33.68	32.04	31.58	427.63	

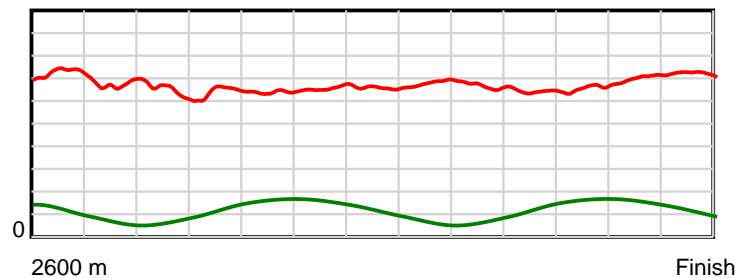
10 m Stride length



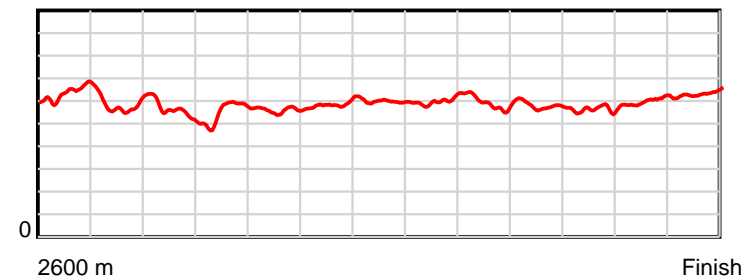
0.6 s Stride duration



20 m/sec Speed



100 % Stride efficiency



Note: Horizontal distance axis grid lines are 200m furlongs.

## Disclaimer.

HRNZ and NZMTC and Thoroughbred Ratings Pty Ltd accepts no responsibility for the completeness or accuracy of any of the information contained herein, and makes no representations about its suitability for any particular purpose. Users should make their own judgements about those matters and/or seek independent advice. You assume all risks associated with use of the data provided on this page.



# Race Results



October 25, 2019, Race 1, TURF SOLUTIONS/GLENWILLOW FEEDS (AMATEUR DRIVER) MOBILE PACE, Distance 2600m, Addington - Survey 3200m

Result	TAB no.	Horse (Barrier)	2600 to	2400m to
6th	4	<b>Opawa Mach (4)</b>	<b>2400m</b>	<b>2200m</b>
		Position in running (margin)	-	3(1.9)
		Sectional time (s)	13.35	14.46
		Cumulative time (s)	196.48	183.13
		Speed (m/s)	14.98	13.83
		Stride length (m)	6.49	6.29
		Stride duration (s)	0.435	0.455
		Stride efficiency (%)	65.84	61.81
		Stride count	30.81	31.80

#### Disclaimer.

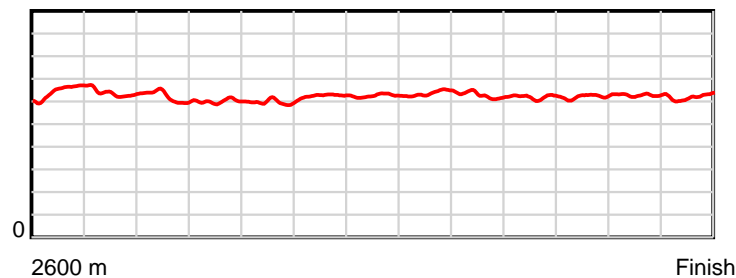
HRNZ and NZMTC and Thoroughbred Ratings Pty Ltd accepts no responsibility for the completeness or accuracy of any of the information contained herein, and makes no representations about its suitability for any particular purpose. Users should make their own judgements about those matters and/or seek independent advice. You assume all risks associated with use of the data provided on this page.

# Race Results

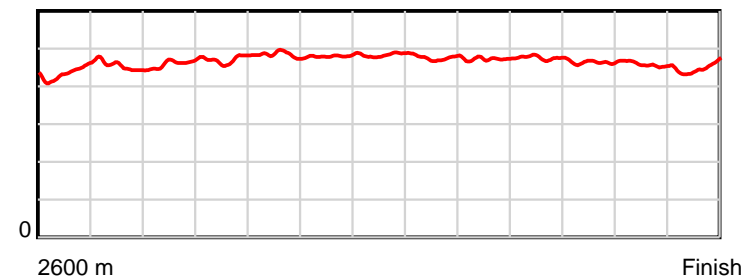
October 25, 2019, Race 1, TURF SOLUTIONS/GLENWILLOW FEEDS (AMATEUR DRIVER) MOBILE PACE, Distance 2600m, Addington - Survey 3200m

Result	TAB no.	Horse (Barrier)	2200m to	2000m to	1800m to	1600m to	1400m to	1200m to	1000m to	800m to	600m to	400m to	200m to	Total or	Margin
6th	4	<b>Opawa Mach (4)</b>	<b>2000m</b>	<b>1800m</b>	<b>1600m</b>	<b>1400m</b>	<b>1200m</b>	<b>1000m</b>	<b>800m</b>	<b>600m</b>	<b>400m</b>	<b>200m</b>	<b>WP</b>	<b>Average</b>	
		Position in running (margin)	2(0.9)	1(0.0)	2(0.9)	3(1.7)	3(2.1)	3(2.0)	3(2.4)	3(2.3)	3(1.7)	4(1.9)	4(2.5)		3.90
		Sectional time (s)	15.34	15.74	16.44	15.50	15.49	14.96	15.33	15.51	15.28	14.62	14.46		
		Cumulative time (s)	168.67	153.33	137.59	121.15	105.65	90.16	75.20	59.87	44.36	29.08	14.46	3:16.48	
		Speed (m/s)	13.04	12.71	12.17	12.90	12.91	13.37	13.05	12.89	13.09	13.68	13.83	13.23	
		Stride length (m)	6.01	5.99	5.88	6.20	6.24	6.36	6.16	6.14	6.06	6.26	6.22	6.17	
		Stride duration (s)	0.461	0.472	0.483	0.481	0.483	0.476	0.472	0.476	0.463	0.458	0.450	0.467	
		Stride efficiency (%)	56.36	56.09	54.05	60.11	60.87	63.25	59.27	58.86	57.47	61.20	60.50	59.55	
		Stride count	33.30	33.38	34.01	32.25	32.04	31.44	32.47	32.59	32.98	31.96	32.14	421.17	

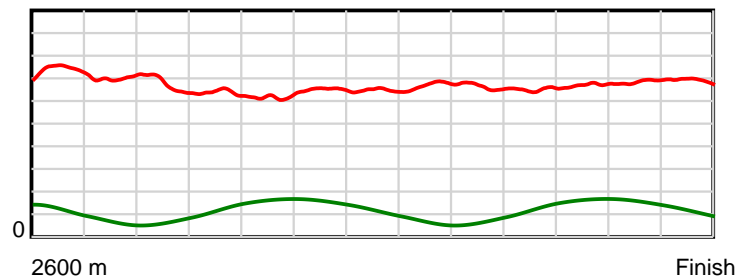
10 m Stride length



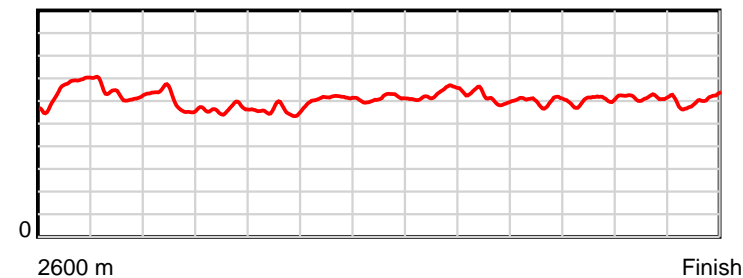
0.6 s Stride duration



20 m/sec Speed



100 % Stride efficiency



Note: Horizontal distance axis grid lines are 200m furlongs.

**Disclaimer.**

HRNZ and NZMTC and Thoroughbred Ratings Pty Ltd accepts no responsibility for the completeness or accuracy of any of the information contained herein, and makes no representations about its suitability for any particular purpose. Users should make their own judgements about those matters and/or seek independent advice. You assume all risks associated with use of the data provided on this page.



# Race Results



October 25, 2019, Race 1, TURF SOLUTIONS/GLENWILLOW FEEDS (AMATEUR DRIVER) MOBILE PACE, Distance 2600m, Addington - Survey 3200m

Result	TAB no.	Horse (Barrier)	2600 to	2400m to
7th	6	<b>Thats Bettor (6)</b>	<b>2400m</b>	<b>2200m</b>
		Position in running (margin)	-	4(2.2)
		Sectional time (s)	13.39	14.94
		Cumulative time (s)	197.20	183.81
		Speed (m/s)	14.93	13.39
		Stride length (m)	6.05	5.59
		Stride duration (s)	0.409	0.418
		Stride efficiency (%)	57.12	48.89
		Stride count	33.08	35.76

#### Disclaimer.

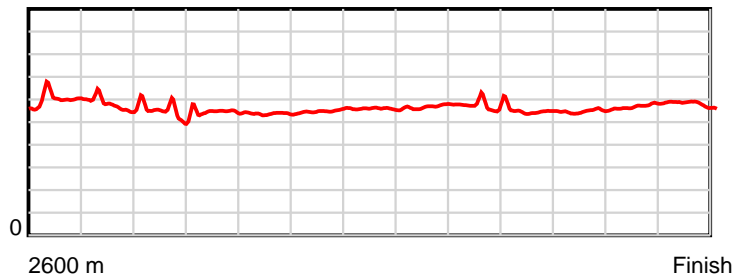
HRNZ and NZMTC and Thoroughbred Ratings Pty Ltd accepts no responsibility for the completeness or accuracy of any of the information contained herein, and makes no representations about its suitability for any particular purpose. Users should make their own judgements about those matters and/or seek independent advice. You assume all risks associated with use of the data provided on this page.

# Race Results

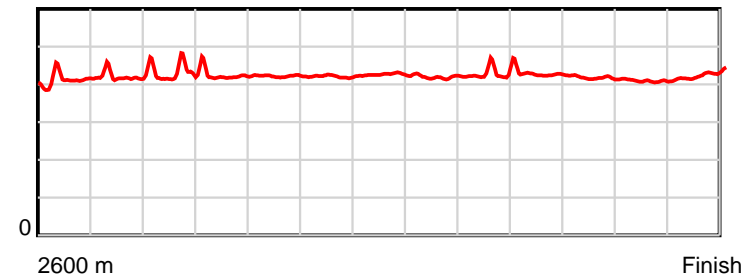
October 25, 2019, Race 1, TURF SOLUTIONS/GLENWILLOW FEEDS (AMATEUR DRIVER) MOBILE PACE, Distance 2600m, Addington - Survey 3200m

Result	TAB no.	Horse (Barrier)	2200m to	2000m to	1800m to	1600m to	1400m to	1200m to	1000m to	800m to	600m to	400m to	200m to	Total or	Margin
7th	6	Thats Bettor (6)	2000m	1800m	1600m	1400m	1200m	1000m	800m	600m	400m	200m	WP	Average	
		Position in running (margin)	5(4.2)	9(9.1)	8(7.9)	6(6.2)	6(5.9)	7(4.3)	6(4.2)	6(4.2)	6(4.3)	5(5.6)	7(4.7)		7.80
		Sectional time (s)	16.31	15.40	16.01	15.40	15.23	14.89	15.35	15.62	15.48	14.36	14.82		
		Cumulative time (s)	168.87	152.56	137.16	121.15	105.75	90.52	75.63	60.28	44.66	29.18	14.82	3:17.20	
		Speed (m/s)	12.26	12.99	12.49	12.99	13.13	13.43	13.03	12.80	12.92	13.93	13.50	13.18	
		Stride length (m)	5.28	5.50	5.27	5.47	5.59	5.64	5.58	5.45	5.39	5.70	5.75	5.55	
		Stride duration (s)	0.430	0.424	0.422	0.421	0.426	0.420	0.428	0.426	0.417	0.409	0.426	0.421	
		Stride efficiency (%)	43.51	47.33	43.41	46.75	48.88	49.67	48.58	46.43	45.40	50.69	51.75	48.16	
		Stride count	37.90	36.34	37.94	36.57	35.76	35.47	35.87	36.69	37.11	35.11	34.76	468.36	

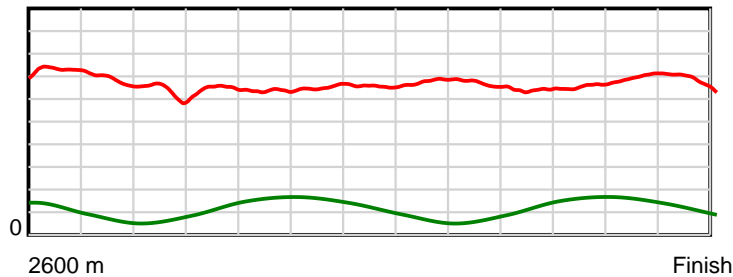
10 m Stride length



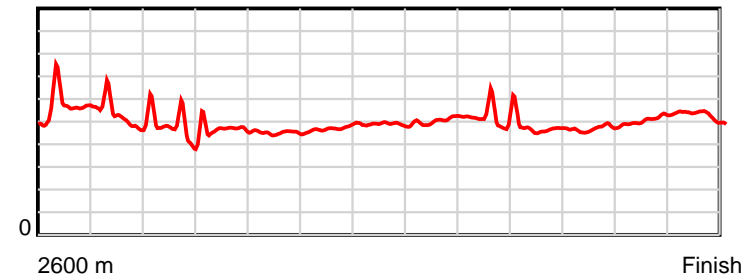
0.6 s Stride duration



20 m/sec Speed



100 % Stride efficiency



Note: Horizontal distance axis grid lines are 200m furlongs.

## Disclaimer.

HRNZ and NZMTC and Thoroughbred Ratings Pty Ltd accepts no responsibility for the completeness or accuracy of any of the information contained herein, and makes no representations about its suitability for any particular purpose. Users should make their own judgements about those matters and/or seek independent advice. You assume all risks associated with use of the data provided on this page.



# Race Results



October 25, 2019, Race 1, TURF SOLUTIONS/GLENWILLOW FEEDS (AMATEUR DRIVER) MOBILE PACE, Distance 2600m, Addington - Survey 3200m

Result	TAB no.	Horse (Barrier)	2600 to	2400m to
8th	3	<b>My Nikayla (3)</b>	<b>2400m</b>	<b>2200m</b>
		Position in running (margin)	-	12(9.6)
		Sectional time (s)	14.71	15.40
		Cumulative time (s)	197.61	182.90
		Speed (m/s)	13.59	12.99
		Stride length (m)	6.02	5.86
		Stride duration (s)	0.439	0.451
		Stride efficiency (%)	56.55	53.62
		Stride count	33.25	34.14

#### Disclaimer.

HRNZ and NZMTC and Thoroughbred Ratings Pty Ltd accepts no responsibility for the completeness or accuracy of any of the information contained herein, and makes no representations about its suitability for any particular purpose. Users should make their own judgements about those matters and/or seek independent advice. You assume all risks associated with use of the data provided on this page.

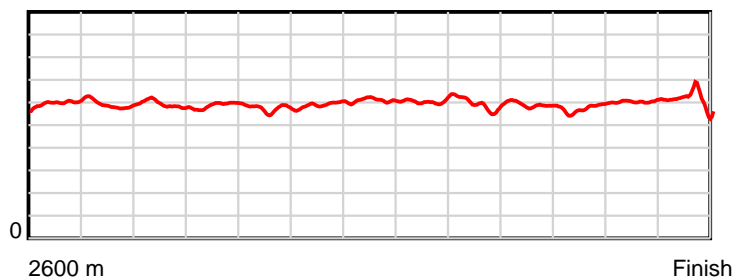


# Race Results

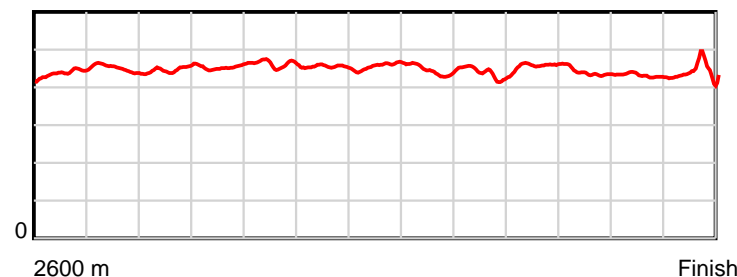
October 25, 2019, Race 1, TURF SOLUTIONS/GLENWILLOW FEEDS (AMATEUR DRIVER) MOBILE PACE, Distance 2600m, Addington - Survey 3200m

Result	TAB no.	Horse (Barrier)	2200m to	2000m to	1800m to	1600m to	1400m to	1200m to	1000m to	800m to	600m to	400m to	200m to	Total or	Margin
8th	3	My Nikayla (3)	2000m	1800m	1600m	1400m	1200m	1000m	800m	600m	400m	200m	WP	Average	
		Position in running (margin)	12(14.2)	12(13.5)	12(12.2)	13(12.6)	13(11.8)	13(9.3)	12(9.7)	12(8.7)	11(8.5)	9(9.6)	8(7.6)		10.10
		Sectional time (s)	15.37	15.38	16.36	15.31	15.09	14.96	15.19	15.57	15.44	14.18	14.65		
		Cumulative time (s)	167.50	152.13	136.75	120.39	105.08	89.99	75.03	59.84	44.27	28.83	14.65	3:17.61	
		Speed (m/s)	13.01	13.00	12.22	13.06	13.25	13.37	13.17	12.85	12.95	14.10	13.65	13.16	
		Stride length (m)	5.82	5.89	5.64	5.95	6.05	5.95	5.75	5.90	5.67	6.08	6.03	5.89	
		Stride duration (s)	0.447	0.453	0.462	0.455	0.457	0.445	0.437	0.459	0.438	0.431	0.442	0.448	
		Stride efficiency (%)	52.89	54.24	49.79	55.28	57.27	55.39	51.72	54.33	50.24	57.71	56.82	54.21	
		Stride count	34.38	33.95	35.43	33.63	33.04	33.59	34.76	33.92	35.27	32.91	33.17	441.44	

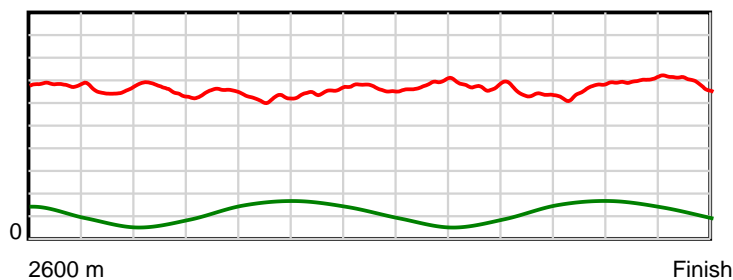
10 m Stride length



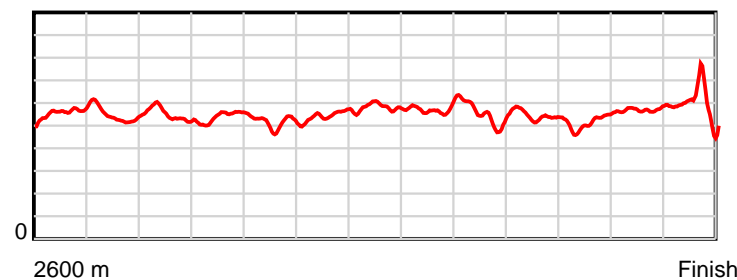
0.6 s Stride duration



20 m/sec Speed



100 % Stride efficiency



Note: Horizontal distance axis grid lines are 200m furlongs.

## Disclaimer.

HRNZ and NZMTC and Thoroughbred Ratings Pty Ltd accepts no responsibility for the completeness or accuracy of any of the information contained herein, and makes no representations about its suitability for any particular purpose. Users should make their own judgements about those matters and/or seek independent advice. You assume all risks associated with use of the data provided on this page.



# Race Results



October 25, 2019, Race 1, TURF SOLUTIONS/GLENWILLOW FEEDS (AMATEUR DRIVER) MOBILE PACE, Distance 2600m, Addington - Survey 3200m

Result	TAB no.	Horse (Barrier)	2600 to	2400m to
9th	2	<b>Baker Creek (2)</b>	<b>2400m</b>	<b>2200m</b>
		Position in running (margin)	-	2(1.3)
		Sectional time (s)	13.16	14.73
		Cumulative time (s)	198.20	185.04
		Speed (m/s)	15.20	13.58
		Stride length (m)	6.14	5.91
		Stride duration (s)	0.408	0.436
		Stride efficiency (%)	58.83	54.67
		Stride count	32.60	33.81

#### Disclaimer.

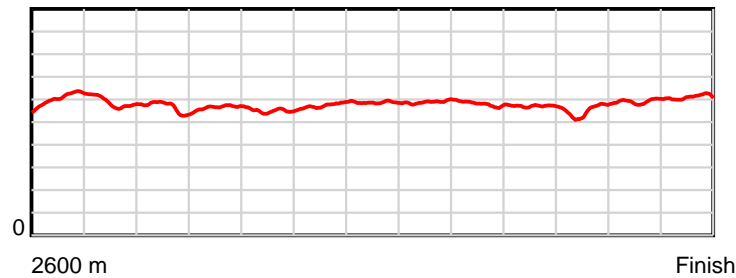
HRNZ and NZMTC and Thoroughbred Ratings Pty Ltd accepts no responsibility for the completeness or accuracy of any of the information contained herein, and makes no representations about its suitability for any particular purpose. Users should make their own judgements about those matters and/or seek independent advice. You assume all risks associated with use of the data provided on this page.

# Race Results

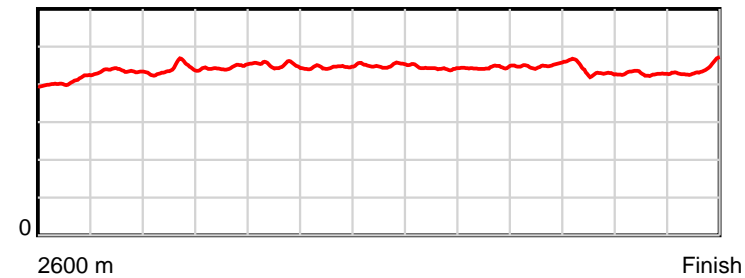
October 25, 2019, Race 1, TURF SOLUTIONS/GLENWILLOW FEEDS (AMATEUR DRIVER) MOBILE PACE, Distance 2600m, Addington - Survey 3200m

Result	TAB no.	Horse (Barrier)	2200m to	2000m to	1800m to	1600m to	1400m to	1200m to	1000m to	800m to	600m to	400m to	200m to	Total or	Margin
9th	2	<b>Baker Creek (2)</b>	<b>2000m</b>	<b>1800m</b>	<b>1600m</b>	<b>1400m</b>	<b>1200m</b>	<b>1000m</b>	<b>800m</b>	<b>600m</b>	<b>400m</b>	<b>200m</b>	<b>WP</b>	<b>Average</b>	
		Position in running (margin)	3(2.0)	4(3.9)	5(4.9)	7(6.5)	7(6.1)	8(5.3)	9(6.5)	9(6.5)	10(7.7)	10(12.8)	9(12.5)		13.40
		Sectional time (s)	15.81	15.76	16.57	15.36	15.37	15.10	15.36	15.80	16.11	14.46	14.61		
		Cumulative time (s)	170.31	154.50	138.74	122.17	106.81	91.44	76.34	60.98	45.18	29.07	14.61	3:18.20	
		Speed (m/s)	12.65	12.69	12.07	13.02	13.01	13.25	13.02	12.66	12.41	13.83	13.69	13.12	
		Stride length (m)	5.57	5.65	5.45	5.79	5.87	5.87	5.79	5.69	5.44	5.93	6.04	5.77	
		Stride duration (s)	0.441	0.445	0.451	0.445	0.451	0.443	0.444	0.449	0.438	0.429	0.441	0.440	
		Stride efficiency (%)	48.57	49.89	46.36	52.42	53.78	53.90	52.35	50.55	46.27	54.95	57.03	52.08	
		Stride count	35.88	35.40	36.72	34.53	34.09	34.05	34.55	35.16	36.76	33.73	33.11	450.39	

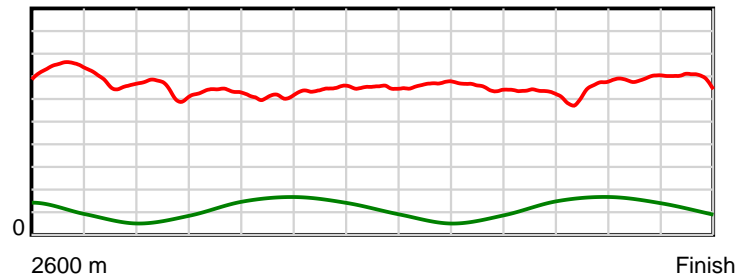
10 m Stride length



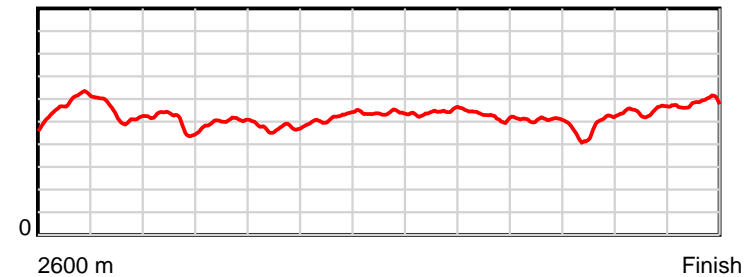
0.6 s Stride duration



20 m/sec Speed



100 % Stride efficiency



Note: Horizontal distance axis grid lines are 200m furlongs.

## Disclaimer.

HRNZ and NZMTC and Thoroughbred Ratings Pty Ltd accepts no responsibility for the completeness or accuracy of any of the information contained herein, and makes no representations about its suitability for any particular purpose. Users should make their own judgements about those matters and/or seek independent advice. You assume all risks associated with use of the data provided on this page.



# Race Results



October 25, 2019, Race 1, TURF SOLUTIONS/GLENWILLOW FEEDS (AMATEUR DRIVER) MOBILE PACE, Distance 2600m, Addington - Survey 3200m

Result	TAB no.	Horse (Barrier)	2600 to	2400m to
10th	1	<b>Franco Sherbor... (1)</b>	<b>2400m</b>	<b>2200m</b>
		Position in running (margin)	-	6(3.3)
		Sectional time (s)	13.49	14.78
		Cumulative time (s)	199.15	185.66
		Speed (m/s)	14.82	13.53
		Stride length (m)	6.20	5.98
		Stride duration (s)	0.422	0.442
		Stride efficiency (%)	60.11	55.89
		Stride count	32.25	33.44

#### Disclaimer.

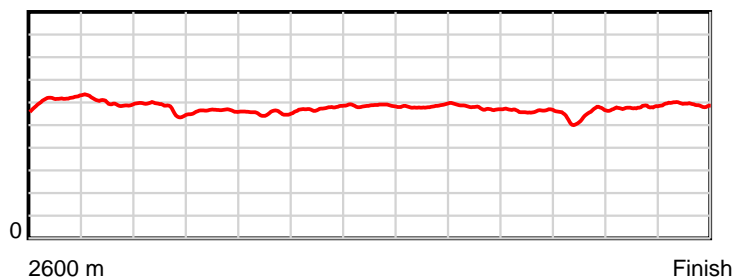
HRNZ and NZMTC and Thoroughbred Ratings Pty Ltd accepts no responsibility for the completeness or accuracy of any of the information contained herein, and makes no representations about its suitability for any particular purpose. Users should make their own judgements about those matters and/or seek independent advice. You assume all risks associated with use of the data provided on this page.

# Race Results

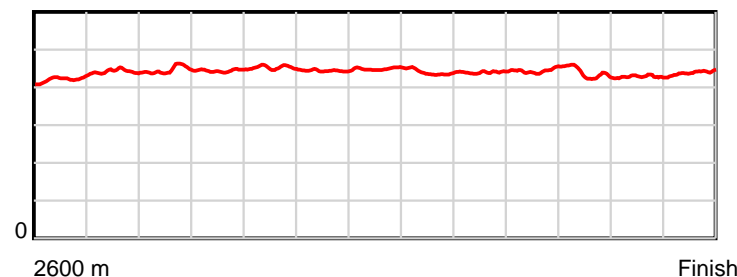
October 25, 2019, Race 1, TURF SOLUTIONS/GLENWILLOW FEEDS (AMATEUR DRIVER) MOBILE PACE, Distance 2600m, Addington - Survey 3200m

Result	TAB no.	Horse (Barrier)	2200m to	2000m to	1800m to	1600m to	1400m to	1200m to	1000m to	800m to	600m to	400m to	200m to	Total or	Margin
10th	1	Franco Sherbor... (1)	2000m	1800m	1600m	1400m	1200m	1000m	800m	600m	400m	200m	WP	Average	
		Position in running (margin)	6(4.3)	6(6.1)	7(7.2)	9(8.6)	9(8.1)	10(7.6)	11(8.6)	11(8.6)	12(9.4)	13(15.4)	11(16.7)		18.70
		Sectional time (s)	15.80	15.78	16.52	15.35	15.43	15.07	15.35	15.74	16.26	14.73	14.85		
		Cumulative time (s)	170.88	155.08	139.30	122.78	107.43	92.00	76.93	61.58	45.84	29.58	14.85	3:19.15	
		Speed (m/s)	12.66	12.67	12.11	13.03	12.96	13.27	13.03	12.71	12.30	13.58	13.47	13.06	
		Stride length (m)	5.65	5.63	5.48	5.78	5.83	5.83	5.73	5.65	5.39	5.80	5.92	5.75	
		Stride duration (s)	0.446	0.444	0.453	0.444	0.450	0.439	0.440	0.445	0.438	0.427	0.440	0.441	
		Stride efficiency (%)	49.91	49.54	46.90	52.20	53.09	53.16	51.34	49.89	45.34	52.58	54.77	51.71	
		Stride count	35.39	35.52	36.51	34.60	34.31	34.29	34.89	35.40	37.13	34.48	33.78	451.99	

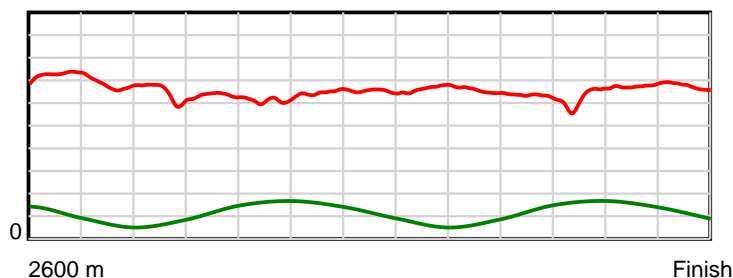
10 m Stride length



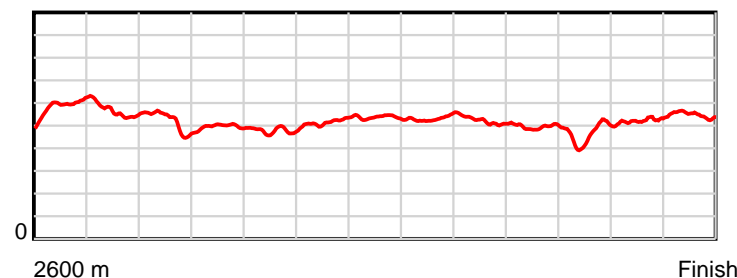
0.6 s Stride duration



20 m/sec Speed



100 % Stride efficiency



Note: Horizontal distance axis grid lines are 200m furlongs.

## Disclaimer.

HRNZ and NZMTC and Thoroughbred Ratings Pty Ltd accepts no responsibility for the completeness or accuracy of any of the information contained herein, and makes no representations about its suitability for any particular purpose. Users should make their own judgements about those matters and/or seek independent advice. You assume all risks associated with use of the data provided on this page.



# Race Results



October 25, 2019, Race 1, TURF SOLUTIONS/GLENWILLOW FEEDS (AMATEUR DRIVER) MOBILE PACE, Distance 2600m, Addington - Survey 3200m

Result	TAB no.	Horse (Barrier)	2600 to	2400m to
11th	10	Xmas Bay (10)	2400m	2200m
		Position in running (margin)	-	8(5.4)
		Sectional time (s)	13.96	14.78
		Cumulative time (s)	199.30	185.34
		Speed (m/s)	14.32	13.53
		Stride length (m)	6.27	6.12
		Stride duration (s)	0.428	0.452
		Stride efficiency (%)	61.44	58.47
		Stride count	31.90	32.70

#### Disclaimer.

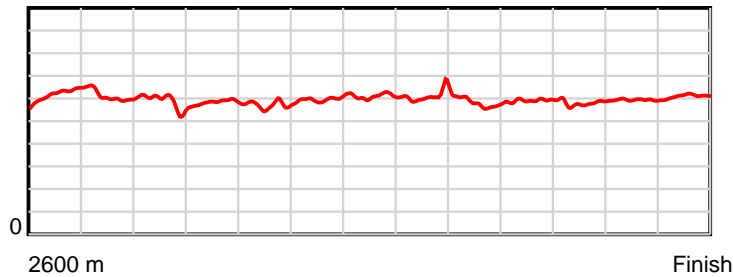
HRNZ and NZMTC and Thoroughbred Ratings Pty Ltd accepts no responsibility for the completeness or accuracy of any of the information contained herein, and makes no representations about its suitability for any particular purpose. Users should make their own judgements about those matters and/or seek independent advice. You assume all risks associated with use of the data provided on this page.

# Race Results

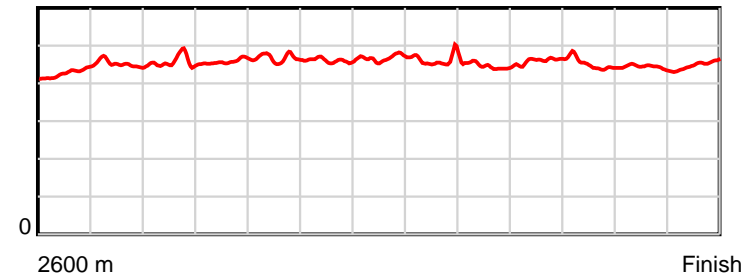
October 25, 2019, Race 1, TURF SOLUTIONS/GLENWILLOW FEEDS (AMATEUR DRIVER) MOBILE PACE, Distance 2600m, Addington - Survey 3200m

Result	TAB no.	Horse (Barrier)	2200m to	2000m to	1800m to	1600m to	1400m to	1200m to	1000m to	800m to	600m to	400m to	200m to	Total or	Margin
11th	10	Xmas Bay (10)	2000m	1800m	1600m	1400m	1200m	1000m	800m	600m	400m	200m	WP	Average	
		Position in running (margin)	9(6.3)	8(8.0)	9(8.7)	11(10.6)	11(10.2)	12(9.1)	13(10.4)	13(10.4)	13(10.0)	11(14.4)	12(17.6)		19.50
		Sectional time (s)	15.77	15.71	16.62	15.37	15.31	15.11	15.36	15.55	15.98	15.05	14.73		
		Cumulative time (s)	170.56	154.79	139.08	122.46	107.09	91.78	76.67	61.31	45.76	29.78	14.73	3:19.30	
		Speed (m/s)	12.68	12.73	12.03	13.01	13.06	13.24	13.02	12.86	12.52	13.29	13.58	13.05	
		Stride length (m)	5.81	5.83	5.62	6.00	6.11	6.08	5.80	5.92	5.64	5.89	6.12	5.93	
		Stride duration (s)	0.458	0.458	0.467	0.461	0.467	0.459	0.446	0.460	0.451	0.443	0.451	0.455	
		Stride efficiency (%)	52.73	53.07	49.28	56.19	58.25	57.74	52.65	54.74	49.78	54.14	58.58	54.98	
		Stride count	34.43	34.32	35.62	33.35	32.76	32.90	34.46	33.79	35.44	33.98	32.67	438.32	

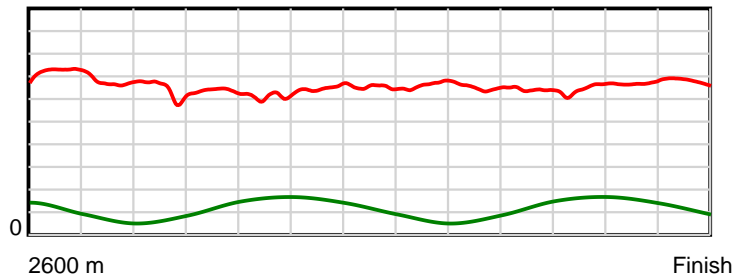
10 m Stride length



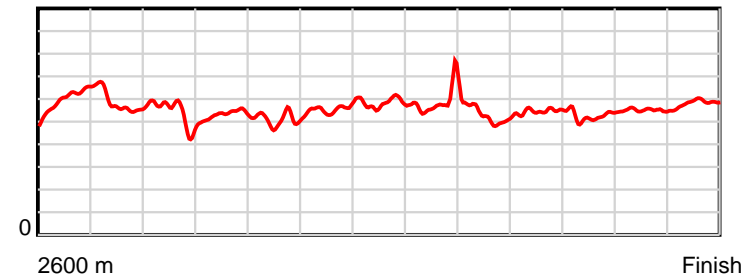
0.6 s Stride duration



20 m/sec Speed



100 % Stride efficiency



Note: Horizontal distance axis grid lines are 200m furlongs.

**Disclaimer.**

HRNZ and NZMTC and Thoroughbred Ratings Pty Ltd accepts no responsibility for the completeness or accuracy of any of the information contained herein, and makes no representations about its suitability for any particular purpose. Users should make their own judgements about those matters and/or seek independent advice. You assume all risks associated with use of the data provided on this page.



# Race Results



October 25, 2019, Race 1, TURF SOLUTIONS/GLENWILLOW FEEDS (AMATEUR DRIVER) MOBILE PACE, Distance 2600m, Addington - Survey 3200m

Result	TAB no.	Horse (Barrier)	2600 to	2400m to
12th	7	<b>Glacier Coaste... (7)</b>	<b>2400m</b>	<b>2200m</b>
		Position in running (margin)	-	13(17.8)
		Sectional time (s)	15.75	14.65
		Cumulative time (s)	200.60	184.85
		Speed (m/s)	12.70	13.65
		Stride length (m)	6.38	6.39
		Stride duration (s)	0.442	0.468
		Stride efficiency (%)	63.66	63.83
		Stride count	31.33	31.29

#### Disclaimer.

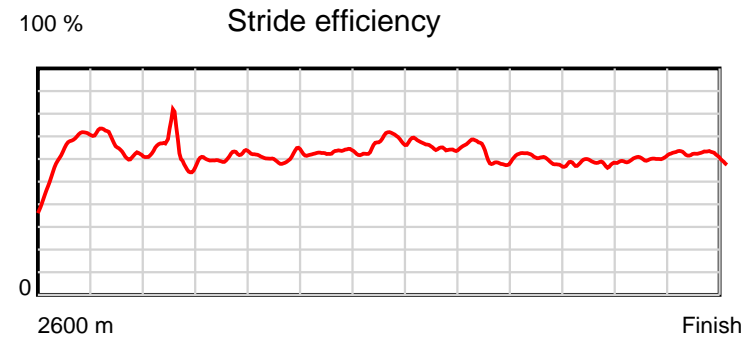
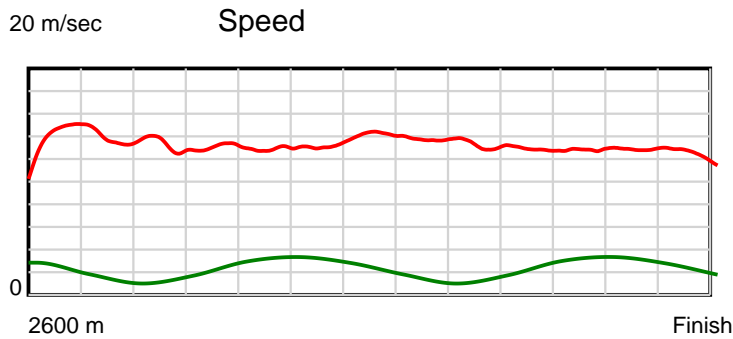
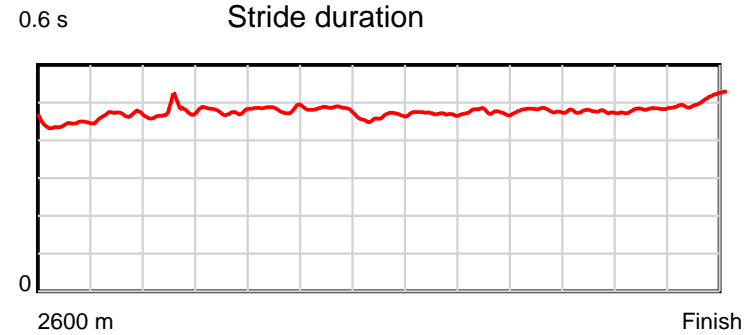
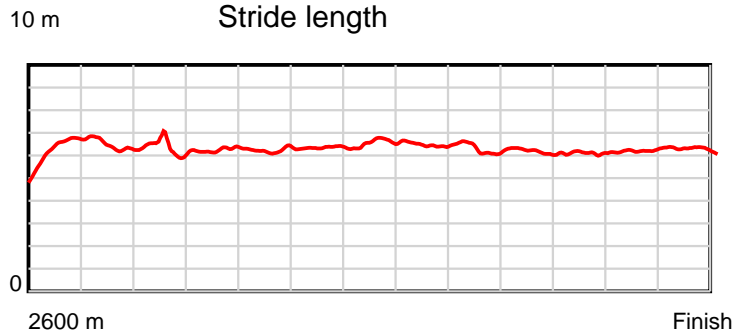
HRNZ and NZMTC and Thoroughbred Ratings Pty Ltd accepts no responsibility for the completeness or accuracy of any of the information contained herein, and makes no representations about its suitability for any particular purpose. Users should make their own judgements about those matters and/or seek independent advice. You assume all risks associated with use of the data provided on this page.



# Race Results

October 25, 2019, Race 1, TURF SOLUTIONS/GLENWILLOW FEEDS (AMATEUR DRIVER) MOBILE PACE, Distance 2600m, Addington - Survey 3200m

Result	TAB no.	Horse (Barrier)	2200m to	2000m to	1800m to	1600m to	1400m to	1200m to	1000m to	800m to	600m to	400m to	200m to	Total or	Margin
12th	7	Glacier Coaste... (7)	2000m	1800m	1600m	1400m	1200m	1000m	800m	600m	400m	200m	WP	Average	
		Position in running (margin)	13(18.0)	13(16.3)	13(14.5)	12(11.7)	12(11.1)	4(2.4)	4(2.5)	5(4.1)	5(4.0)	8(8.6)	10(16.3)		26.70
		Sectional time (s)	15.21	15.29	15.84	15.33	14.07	14.91	15.63	15.58	16.02	15.81	16.51		
		Cumulative time (s)	170.20	154.99	139.70	123.86	108.53	94.46	79.55	63.92	48.34	32.32	16.51	3:20.60	
		Speed (m/s)	13.15	13.08	12.63	13.05	14.21	13.41	12.80	12.84	12.48	12.65	12.11	12.96	
		Stride length (m)	6.23	6.25	6.11	6.30	6.57	6.32	6.08	6.17	5.93	6.12	6.18	6.23	
		Stride duration (s)	0.474	0.478	0.484	0.483	0.462	0.471	0.475	0.481	0.475	0.484	0.510	0.481	
		Stride efficiency (%)	60.67	61.00	58.33	61.96	67.54	62.38	57.82	59.45	55.01	58.50	59.60	60.64	
		Stride count	32.10	32.01	32.73	31.76	30.42	31.65	32.88	32.43	33.71	32.69	32.38	417.38	



Note: Horizontal distance axis grid lines are 200m furlongs.

**Disclaimer.**

HRNZ and NZMTC and Thoroughbred Ratings Pty Ltd accepts no responsibility for the completeness or accuracy of any of the information contained herein, and makes no representations about its suitability for any particular purpose. Users should make their own judgements about those matters and/or seek independent advice. You assume all risks associated with use of the data provided on this page.



# Race Results



October 25, 2019, Race 1, TURF SOLUTIONS/GLENWILLOW FEEDS (AMATEUR DRIVER) MOBILE PACE, Distance 2600m, Addington - Survey 3200m

Result	TAB no.	Horse (Barrier)	2600 to	2400m to
13th	5	<b>Eja Patron (5)</b>	<b>2400m</b>	<b>2200m</b>
		Position in running (margin)	-	1(0.0)
		Sectional time (s)	12.97	14.62
		Cumulative time (s)	204.88	191.91
		Speed (m/s)	15.42	13.68
		Stride length (m)	6.12	5.83
		Stride duration (s)	0.400	0.426
		Stride efficiency (%)	58.52	53.20
		Stride count	32.68	34.28

#### Disclaimer.

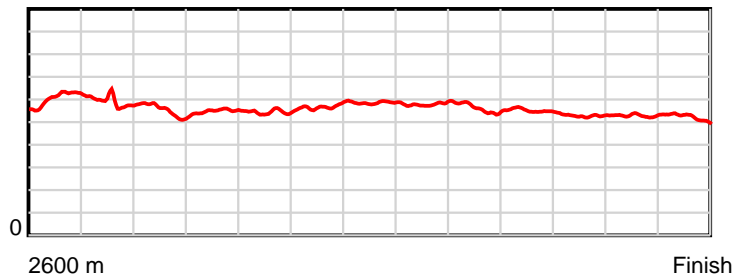
HRNZ and NZMTC and Thoroughbred Ratings Pty Ltd accepts no responsibility for the completeness or accuracy of any of the information contained herein, and makes no representations about its suitability for any particular purpose. Users should make their own judgements about those matters and/or seek independent advice. You assume all risks associated with use of the data provided on this page.

# Race Results

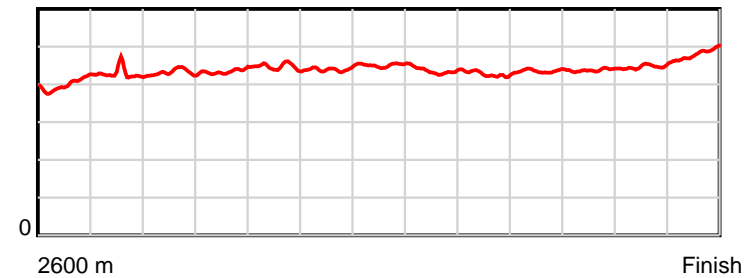
October 25, 2019, Race 1, TURF SOLUTIONS/GLENWILLOW FEEDS (AMATEUR DRIVER) MOBILE PACE, Distance 2600m, Addington - Survey 3200m

Result	TAB no.	Horse (Barrier)	2200m to	2000m to	1800m to	1600m to	1400m to	1200m to	1000m to	800m to	600m to	400m to	200m to	Total or	Margin
13th	5	<b>Eja Patron (5)</b>	<b>2000m</b>	<b>1800m</b>	<b>1600m</b>	<b>1400m</b>	<b>1200m</b>	<b>1000m</b>	<b>800m</b>	<b>600m</b>	<b>400m</b>	<b>200m</b>	<b>WP</b>	<b>Average</b>	
		Position in running (margin)	1(0.0)	3(2.0)	3(2.9)	5(4.8)	5(4.3)	6(3.5)	7(4.7)	7(4.6)	7(5.7)	12(14.6)	13(28.5)		50.50
		Sectional time (s)	15.84	15.73	16.62	15.36	15.37	15.09	15.33	15.79	16.74	16.83	18.59		
		Cumulative time (s)	177.29	161.45	145.72	129.10	113.74	98.37	83.28	67.95	52.16	35.42	18.59	3:24.88	
		Speed (m/s)	12.63	12.71	12.03	13.02	13.01	13.25	13.05	12.67	11.95	11.88	10.76	12.69	
		Stride length (m)	5.45	5.52	5.38	5.73	5.87	5.78	5.57	5.51	5.23	5.31	5.19	5.56	
		Stride duration (s)	0.432	0.435	0.447	0.440	0.451	0.436	0.427	0.435	0.438	0.447	0.482	0.438	
		Stride efficiency (%)	46.50	47.68	45.15	51.30	53.83	52.12	48.53	47.50	42.78	44.11	42.03	48.38	
		Stride count	36.67	36.21	37.21	34.91	34.08	34.63	35.89	36.28	38.22	37.64	38.56	467.26	

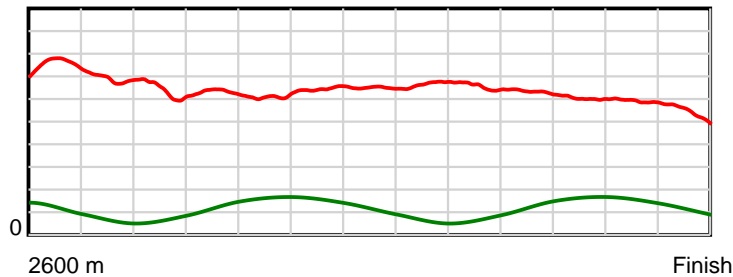
10 m Stride length



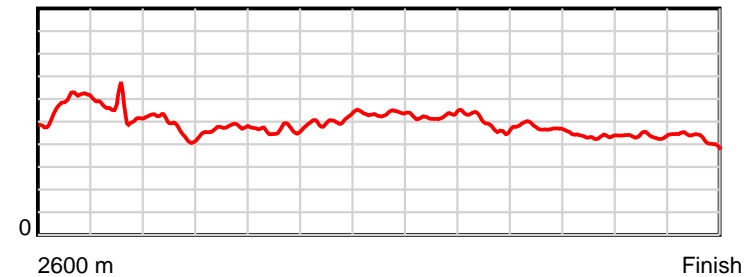
0.6 s Stride duration



20 m/sec Speed



100 % Stride efficiency



Note: Horizontal distance axis grid lines are 200m furlongs.

## Disclaimer.

HRNZ and NZMTC and Thoroughbred Ratings Pty Ltd accepts no responsibility for the completeness or accuracy of any of the information contained herein, and makes no representations about its suitability for any particular purpose. Users should make their own judgements about those matters and/or seek independent advice. You assume all risks associated with use of the data provided on this page.