



## Race Results

NZ Metropolitan Trotting Club Inc, HRNZ, October 25, 2019

Compilation date: October 25, 2019, 6:20:36 PM (NZDT)

Copyright © 2019 HRNZ and NZMTC. All rights reserved.

### Trademarks.

StrideMASTER is a registered trademark of Thoroughbred Ratings Pty Ltd.

### Disclaimer.

HRNZ and NZMTC and Thoroughbred Ratings Pty Ltd accepts no responsibility for the completeness or accuracy of any of the information contained herein, and makes no representations about its suitability for any particular purpose. Users should make their own judgements about those matters and/or seek independent advice. You assume all risks associated with use of the data provided on this page.



# Race Results



October 25, 2019, Race 3, VINCE HARDER ON THE LINDAUER LAWN-ADDINGTON CUP WEEK TROT, Distance 2600m, Addington - Survey 3200m

Result	TAB no.	Horse (Barrier)	2600 to	2400m to
1st	10	<b>Silver Surfer (10)</b>	<b>2400m</b>	<b>2200m</b>
		Position in running (margin)	-	5(9.2)
		Sectional time (s)	17.80	15.93
		Cumulative time (s)	207.87	190.07
		Speed (m/s)	11.23	12.55
		Stride length (m)	5.44	6.29
		Stride duration (s)	0.479	0.501
		Stride efficiency (%)	46.22	61.90
		Stride count	36.77	31.78

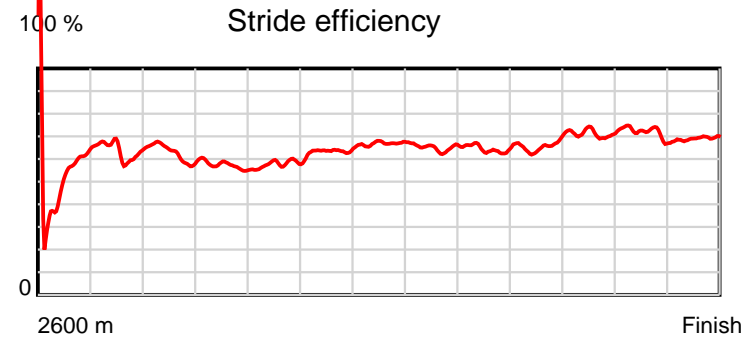
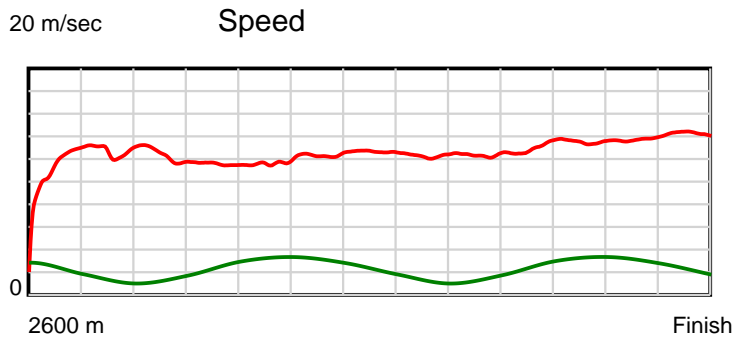
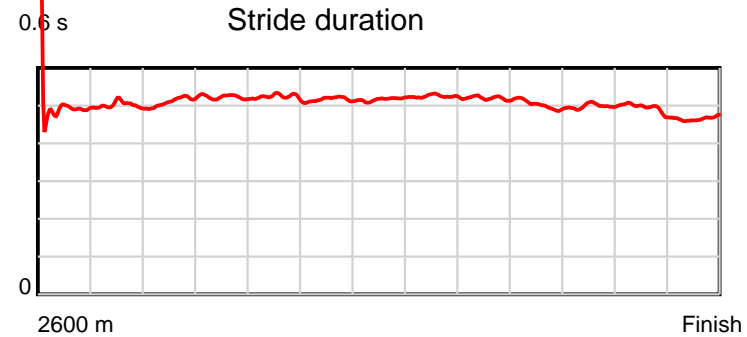
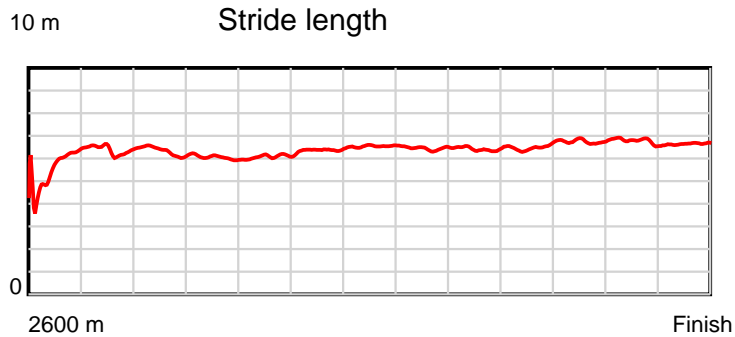
#### Disclaimer.

HRNZ and NZMTC and Thoroughbred Ratings Pty Ltd accepts no responsibility for the completeness or accuracy of any of the information contained herein, and makes no representations about its suitability for any particular purpose. Users should make their own judgements about those matters and/or seek independent advice. You assume all risks associated with use of the data provided on this page.

# Race Results

October 25, 2019, Race 3, VINCE HARDER ON THE LINDAUER LAWN-ADDINGTON CUP WEEK TROT, Distance 2600m, Addington - Survey 3200m

Result	TAB no.	Horse (Barrier)	2200m to	2000m to	1800m to	1600m to	1400m to	1200m to	1000m to	800m to	600m to	400m to	200m to	Total or	Margin
1st	10	<b>Silver Surfer (10)</b>	<b>2000m</b>	<b>1800m</b>	<b>1600m</b>	<b>1400m</b>	<b>1200m</b>	<b>1000m</b>	<b>800m</b>	<b>600m</b>	<b>400m</b>	<b>200m</b>	<b>WP</b>	<b>Average</b>	
		Position in running (margin)	4(10.3)	4(7.2)	4(7.1)	4(7.0)	3(4.2)	4(4.1)	4(4.4)	4(4.1)	5(3.3)	4(3.1)	4(1.7)		0.00
		Sectional time (s)	16.10	17.14	17.20	16.18	15.79	16.30	16.07	15.45	15.01	14.93	13.97		
		Cumulative time (s)	174.14	158.04	140.90	123.70	107.52	91.73	75.43	59.36	43.91	28.90	13.97	3:27.87	
		Speed (m/s)	12.42	11.67	11.63	12.36	12.67	12.27	12.45	12.94	13.32	13.40	14.32	12.51	
		Stride length (m)	6.36	6.10	6.08	6.38	6.55	6.43	6.47	6.49	6.65	6.58	6.67	6.33	
		Stride duration (s)	0.512	0.523	0.523	0.516	0.517	0.524	0.520	0.502	0.499	0.491	0.466	0.506	
		Stride efficiency (%)	63.16	58.07	57.85	63.71	67.06	64.61	65.47	65.87	69.10	67.71	69.58	62.60	
		Stride count	31.46	32.81	32.87	31.32	30.53	31.10	30.90	30.81	30.08	30.38	29.97	410.78	



Note: Horizontal distance axis grid lines are 200m furlongs.

#### Disclaimer.

HRNZ and NZMTC and Thoroughbred Ratings Pty Ltd accepts no responsibility for the completeness or accuracy of any of the information contained herein, and makes no representations about its suitability for any particular purpose. Users should make their own judgements about those matters and/or seek independent advice. You assume all risks associated with use of the data provided on this page.



# Race Results



October 25, 2019, Race 3, VINCE HARDER ON THE LINDAUER LAWN-ADDINGTON CUP WEEK TROT, Distance 2600m, Addington - Survey 3200m

Result	TAB no.	Horse (Barrier)	2600 to	2400m to
2nd	3	<b>Awesome Impee (5)</b>	<b>2400m</b>	<b>2200m</b>
		Position in running (margin)	-	2(2.2)
		Sectional time (s)	16.50	15.70
		Cumulative time (s)	207.92	191.42
		Speed (m/s)	12.12	12.74
		Stride length (m)	5.41	5.95
		Stride duration (s)	0.447	0.467
		Stride efficiency (%)	45.75	55.34
		Stride count	36.96	33.61

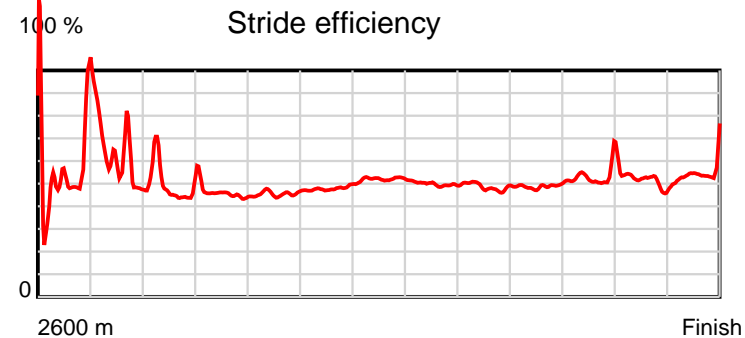
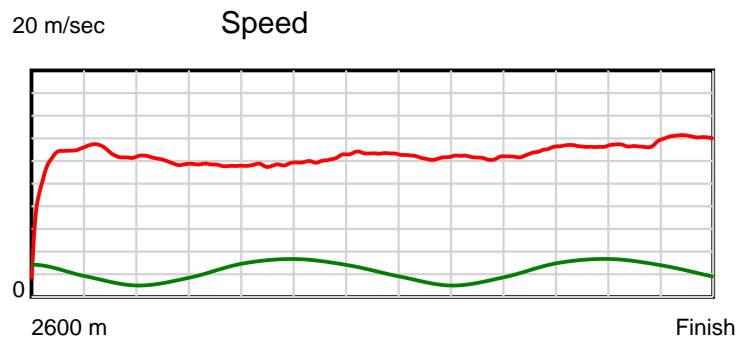
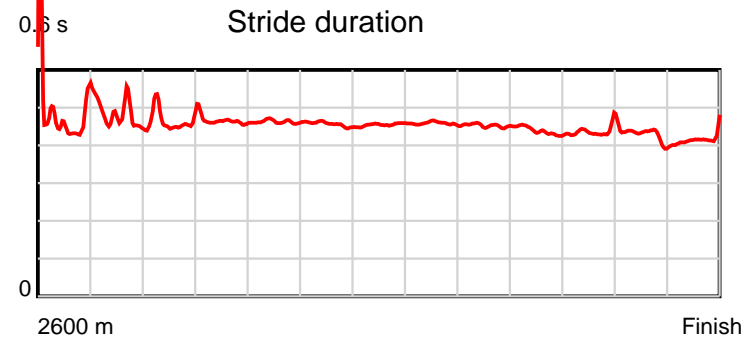
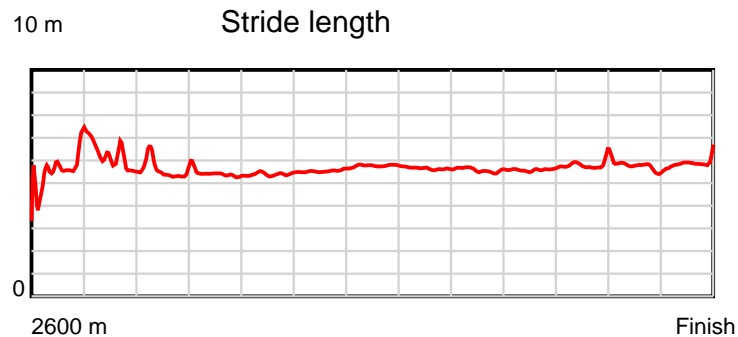
#### Disclaimer.

HRNZ and NZMTC and Thoroughbred Ratings Pty Ltd accepts no responsibility for the completeness or accuracy of any of the information contained herein, and makes no representations about its suitability for any particular purpose. Users should make their own judgements about those matters and/or seek independent advice. You assume all risks associated with use of the data provided on this page.

# Race Results

October 25, 2019, Race 3, VINCE HARDER ON THE LINDAUER LAWN-ADDINGTON CUP WEEK TROT, Distance 2600m, Addington - Survey 3200m

Result	TAB no.	Horse (Barrier)	2200m to	2000m to	1800m to	1600m to	1400m to	1200m to	1000m to	800m to	600m to	400m to	200m to	Total or	Margin
2nd	3	<b>Awesome Impee (5)</b>	<b>2000m</b>	<b>1800m</b>	<b>1600m</b>	<b>1400m</b>	<b>1200m</b>	<b>1000m</b>	<b>800m</b>	<b>600m</b>	<b>400m</b>	<b>200m</b>	<b>WP</b>	<b>Average</b>	
		Position in running (margin)	2(1.9)	2(2.2)	2(2.1)	2(2.4)	2(2.2)	2(1.8)	2(1.9)	2(1.9)	3(2.1)	3(2.1)	3(1.4)		0.30
		Sectional time (s)	16.68	17.14	17.26	16.62	15.73	16.27	16.11	15.64	15.02	15.06	14.19		
		Cumulative time (s)	175.72	159.04	141.90	124.64	108.02	92.29	76.02	59.91	44.27	29.25	14.19	3:27.92	
		Speed (m/s)	11.99	11.67	11.59	12.03	12.71	12.29	12.41	12.79	13.32	13.28	14.09	12.50	
		Stride length (m)	5.56	5.39	5.36	5.49	5.79	5.63	5.62	5.61	5.82	5.66	5.90	5.62	
		Stride duration (s)	0.464	0.462	0.463	0.456	0.455	0.458	0.452	0.438	0.437	0.426	0.419	0.450	
		Stride efficiency (%)	48.30	45.42	44.91	47.03	52.34	49.51	49.28	49.11	52.94	50.07	54.34	49.41	
		Stride count	35.97	37.10	37.31	36.46	34.56	35.53	35.61	35.68	34.36	35.33	33.92	462.40	



Note: Horizontal distance axis grid lines are 200m furlongs.

#### Disclaimer.

HRNZ and NZMTC and Thoroughbred Ratings Pty Ltd accepts no responsibility for the completeness or accuracy of any of the information contained herein, and makes no representations about its suitability for any particular purpose. Users should make their own judgements about those matters and/or seek independent advice. You assume all risks associated with use of the data provided on this page.



# Race Results



October 25, 2019, Race 3, VINCE HARDER ON THE LINDAUER LAWN-ADDINGTON CUP WEEK TROT, Distance 2600m, Addington - Survey 3200m

Result	TAB no.	Horse (Barrier)	2600 to	2400m to
3rd	1	<b>Listen Easy (3)</b>	<b>2400m</b>	<b>2200m</b>
		Position in running (margin)	-	7(14.7)
		Sectional time (s)	18.58	15.94
		Cumulative time (s)	208.40	189.82
		Speed (m/s)	10.76	12.55
		Stride length (m)	5.30	5.98
		Stride duration (s)	0.482	0.476
		Stride efficiency (%)	43.97	55.83
		Stride count	37.70	33.46

## Disclaimer.

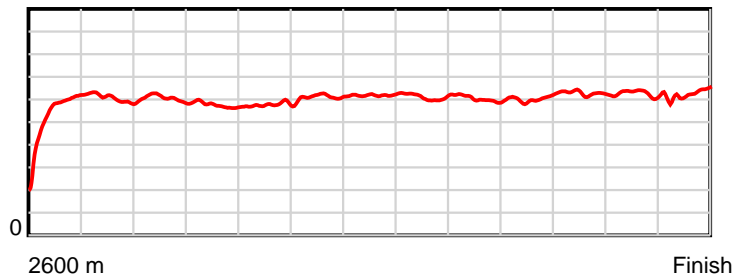
HRNZ and NZMTC and Thoroughbred Ratings Pty Ltd accepts no responsibility for the completeness or accuracy of any of the information contained herein, and makes no representations about its suitability for any particular purpose. Users should make their own judgements about those matters and/or seek independent advice. You assume all risks associated with use of the data provided on this page.

# Race Results

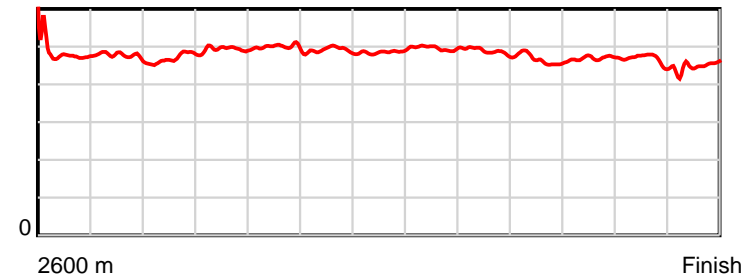
October 25, 2019, Race 3, VINCE HARDER ON THE LINDAUER LAWN-ADDINGTON CUP WEEK TROT, Distance 2600m, Addington - Survey 3200m

Result	TAB no.	Horse (Barrier)	2200m to	2000m to	1800m to	1600m to	1400m to	1200m to	1000m to	800m to	600m to	400m to	200m to	Total or	Margin
3rd	1	Listen Easy (3)	2000m	1800m	1600m	1400m	1200m	1000m	800m	600m	400m	200m	WP	Average	
		Position in running (margin)	6(15.8)	5(9.8)	5(9.0)	7(9.3)	6(6.4)	6(6.0)	6(6.0)	6(6.2)	6(4.6)	6(4.5)	5(3.1)		2.90
		Sectional time (s)	15.62	17.02	17.26	16.18	15.73	16.25	16.15	15.34	15.00	14.95	14.38		
		Cumulative time (s)	173.88	158.26	141.24	123.98	107.80	92.07	75.82	59.67	44.33	29.33	14.38	3:28.40	
		Speed (m/s)	12.80	11.75	11.59	12.36	12.71	12.31	12.38	13.04	13.33	13.38	13.91	12.48	
		Stride length (m)	6.02	5.80	5.78	6.07	6.18	6.11	6.03	6.07	6.26	6.22	6.22	5.99	
		Stride duration (s)	0.470	0.493	0.499	0.491	0.486	0.496	0.487	0.466	0.470	0.465	0.447	0.480	
		Stride efficiency (%)	56.58	52.54	52.24	57.54	59.76	58.28	56.84	57.64	61.30	60.55	60.46	56.13	
		Stride count	33.24	34.49	34.59	32.96	32.34	32.75	33.16	32.93	31.93	32.13	32.15	433.83	

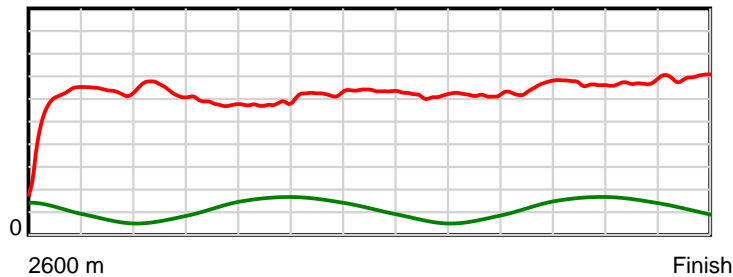
10 m Stride length



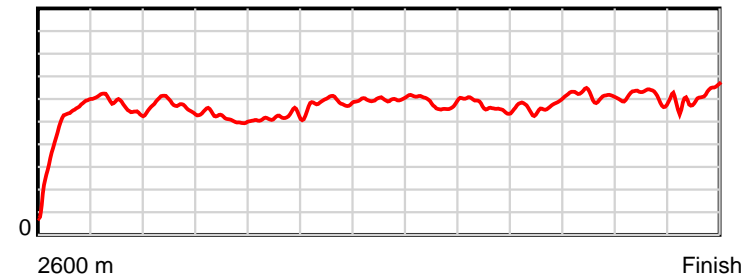
0.6 s Stride duration



20 m/sec Speed



100 % Stride efficiency



Note: Horizontal distance axis grid lines are 200m furlongs.

## Disclaimer.

HRNZ and NZMTC and Thoroughbred Ratings Pty Ltd accepts no responsibility for the completeness or accuracy of any of the information contained herein, and makes no representations about its suitability for any particular purpose. Users should make their own judgements about those matters and/or seek independent advice. You assume all risks associated with use of the data provided on this page.



# Race Results



October 25, 2019, Race 3, VINCE HARDER ON THE LINDAUER LAWN-ADDINGTON CUP WEEK TROT, Distance 2600m, Addington - Survey 3200m

Result	TAB no.	Horse (Barrier)	2600 to	2400m to
4th	11	<b>Superfast Lad (11)</b>	<b>2400m</b>	<b>2200m</b>
		Position in running (margin)	-	3(6.1)
		Sectional time (s)	17.05	15.59
		Cumulative time (s)	208.74	191.69
		Speed (m/s)	11.73	12.83
		Stride length (m)	5.61	6.07
		Stride duration (s)	0.475	0.473
		Stride efficiency (%)	49.20	57.55
		Stride count	35.64	32.96

#### Disclaimer.

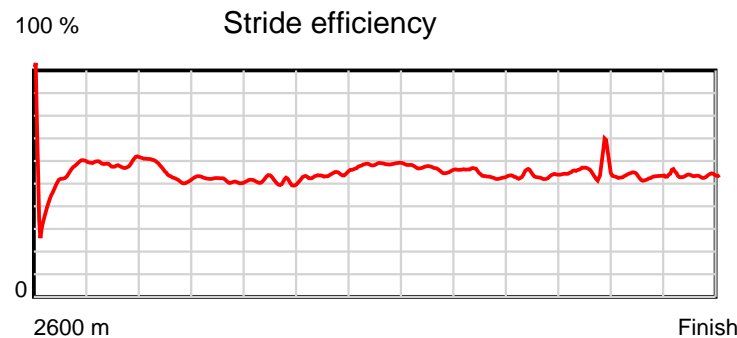
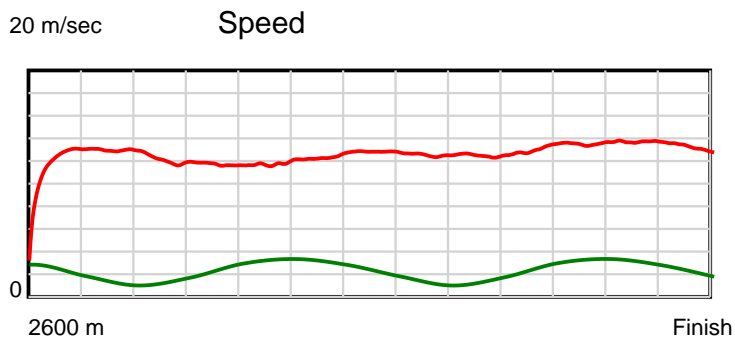
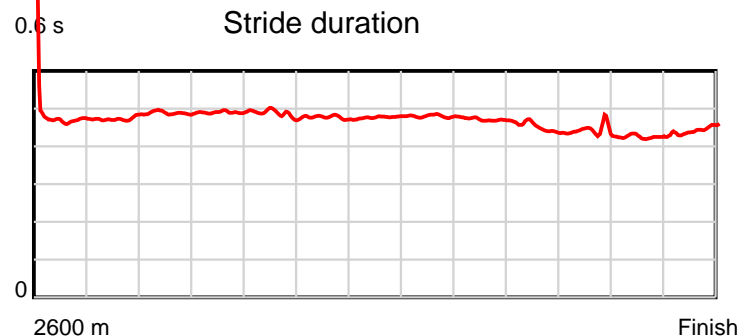
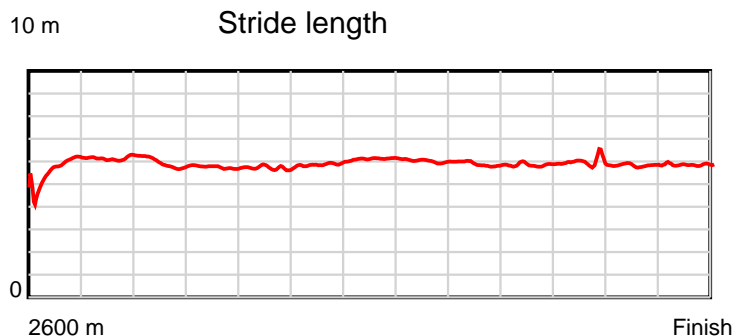
HRNZ and NZMTC and Thoroughbred Ratings Pty Ltd accepts no responsibility for the completeness or accuracy of any of the information contained herein, and makes no representations about its suitability for any particular purpose. Users should make their own judgements about those matters and/or seek independent advice. You assume all risks associated with use of the data provided on this page.



# Race Results

October 25, 2019, Race 3, VINCE HARDER ON THE LINDAUER LAWN-ADDINGTON CUP WEEK TROT, Distance 2600m, Addington - Survey 3200m

Result	TAB no.	Horse (Barrier)	2200m to	2000m to	1800m to	1600m to	1400m to	1200m to	1000m to	800m to	600m to	400m to	200m to	Total or	Margin
4th	11	<b>Superfast Lad (11)</b>	<b>2000m</b>	<b>1800m</b>	<b>1600m</b>	<b>1400m</b>	<b>1200m</b>	<b>1000m</b>	<b>800m</b>	<b>600m</b>	<b>400m</b>	<b>200m</b>	<b>WP</b>	<b>Average</b>	
		Position in running (margin)	3(5.1)	3(4.9)	3(4.5)	3(4.6)	4(4.4)	3(3.3)	3(2.6)	3(2.6)	2(1.2)	2(1.2)	1(0.0)		4.80
		Sectional time (s)	16.57	17.10	17.24	16.62	15.62	16.12	16.12	15.37	15.02	14.97	15.35		
		Cumulative time (s)	176.10	159.53	142.43	125.19	108.57	92.95	76.83	60.71	45.34	30.32	15.35	3:28.74	
		Speed (m/s)	12.07	11.70	11.60	12.03	12.80	12.41	12.41	13.01	13.32	13.36	13.03	12.46	
		Stride length (m)	5.89	5.73	5.66	5.74	6.11	5.95	5.85	5.86	5.85	5.67	5.81	5.83	
		Stride duration (s)	0.488	0.490	0.488	0.477	0.477	0.480	0.471	0.451	0.439	0.424	0.446	0.468	
		Stride efficiency (%)	54.24	51.37	50.02	51.48	58.30	55.37	53.41	53.74	53.50	50.22	52.77	53.07	
		Stride count	33.95	34.88	35.35	34.85	32.74	33.60	34.21	34.11	34.18	35.28	34.42	446.17	



Note: Horizontal distance axis grid lines are 200m furlongs.

#### Disclaimer.

HRNZ and NZMTC and Thoroughbred Ratings Pty Ltd accepts no responsibility for the completeness or accuracy of any of the information contained herein, and makes no representations about its suitability for any particular purpose. Users should make their own judgements about those matters and/or seek independent advice. You assume all risks associated with use of the data provided on this page.



# Race Results



October 25, 2019, Race 3, VINCE HARDER ON THE LINDAUER LAWN-ADDINGTON CUP WEEK TROT, Distance 2600m, Addington - Survey 3200m

Result	TAB no.	Horse (Barrier)	2600 to	2400m to
5th	6	<b>Girlz N Boyz (7)</b>	<b>2400m</b>	<b>2200m</b>
		Position in running (margin)	-	1(0.0)
		Sectional time (s)	16.19	15.75
		Cumulative time (s)	208.95	192.76
		Speed (m/s)	12.35	12.70
		Stride length (m)	5.74	6.08
		Stride duration (s)	0.467	0.479
		Stride efficiency (%)	51.56	57.82
		Stride count	34.82	32.88

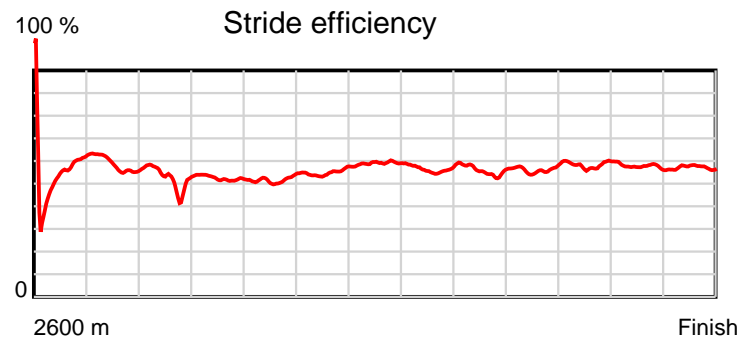
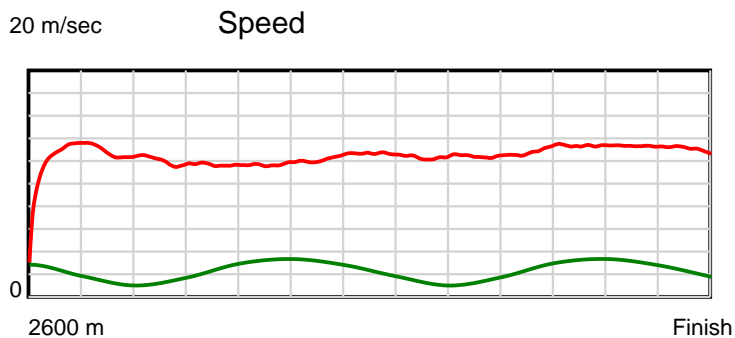
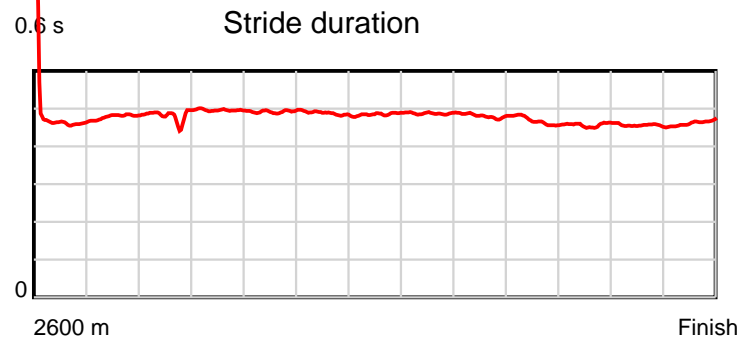
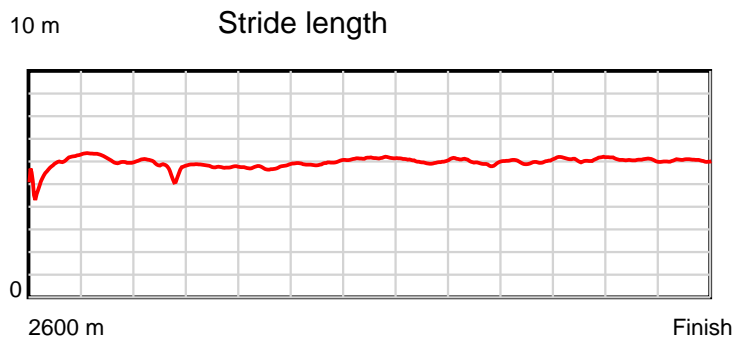
#### Disclaimer.

HRNZ and NZMTC and Thoroughbred Ratings Pty Ltd accepts no responsibility for the completeness or accuracy of any of the information contained herein, and makes no representations about its suitability for any particular purpose. Users should make their own judgements about those matters and/or seek independent advice. You assume all risks associated with use of the data provided on this page.

# Race Results

October 25, 2019, Race 3, VINCE HARDER ON THE LINDAUER LAWN-ADDINGTON CUP WEEK TROT, Distance 2600m, Addington - Survey 3200m

Result	TAB no.	Horse (Barrier)	2200m to	2000m to	1800m to	1600m to	1400m to	1200m to	1000m to	800m to	600m to	400m to	200m to	Total or	Margin
5th	6	<b>Girlz N Boyz (7)</b>	<b>2000m</b>	<b>1800m</b>	<b>1600m</b>	<b>1400m</b>	<b>1200m</b>	<b>1000m</b>	<b>800m</b>	<b>600m</b>	<b>400m</b>	<b>200m</b>	<b>WP</b>	<b>Average</b>	
		Position in running (margin)	1(0.0)	1(0.0)	1(0.0)	1(0.0)	1(0.0)	1(0.0)	1(0.0)	1(0.0)	1(0.0)	1(0.0)	2(0.8)		6.00
		Sectional time (s)	16.62	17.16	17.22	16.66	15.80	16.24	16.11	15.60	15.03	15.30	15.27		
		Cumulative time (s)	177.01	160.39	143.23	126.01	109.35	93.55	77.31	61.20	45.60	30.57	15.27	3:28.95	
		Speed (m/s)	12.03	11.66	11.61	12.00	12.66	12.32	12.41	12.82	13.31	13.07	13.10	12.44	
		Stride length (m)	5.76	5.79	5.71	5.86	6.14	6.00	5.97	6.00	6.08	5.96	6.06	5.93	
		Stride duration (s)	0.479	0.496	0.492	0.488	0.485	0.487	0.481	0.468	0.457	0.456	0.463	0.477	
		Stride efficiency (%)	51.87	52.31	51.00	53.62	58.95	56.22	55.68	56.17	57.73	55.43	57.48	54.97	
		Stride count	34.71	34.57	35.01	34.14	32.56	33.34	33.51	33.36	32.91	33.58	32.98	438.37	



Note: Horizontal distance axis grid lines are 200m furlongs.

#### Disclaimer.

HRNZ and NZMTC and Thoroughbred Ratings Pty Ltd accepts no responsibility for the completeness or accuracy of any of the information contained herein, and makes no representations about its suitability for any particular purpose. Users should make their own judgements about those matters and/or seek independent advice. You assume all risks associated with use of the data provided on this page.



# Race Results



October 25, 2019, Race 3, VINCE HARDER ON THE LINDAUER LAWN-ADDINGTON CUP WEEK TROT, Distance 2600m, Addington - Survey 3200m

Result	TAB no.	Horse (Barrier)	2600 to	2400m to
6th	13	<b>Luminosity (1)</b>	<b>2400m</b>	<b>2200m</b>
		Position in running (margin)	-	12(35.8)
		Sectional time (s)	22.18	15.34
		Cumulative time (s)	209.00	186.82
		Speed (m/s)	9.02	13.04
		Stride length (m)	5.10	6.61
		Stride duration (s)	0.490	0.507
		Stride efficiency (%)	40.71	68.28
		Stride count	39.19	30.26

#### Disclaimer.

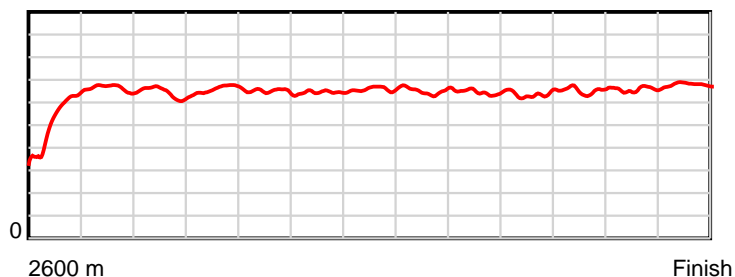
HRNZ and NZMTC and Thoroughbred Ratings Pty Ltd accepts no responsibility for the completeness or accuracy of any of the information contained herein, and makes no representations about its suitability for any particular purpose. Users should make their own judgements about those matters and/or seek independent advice. You assume all risks associated with use of the data provided on this page.

# Race Results

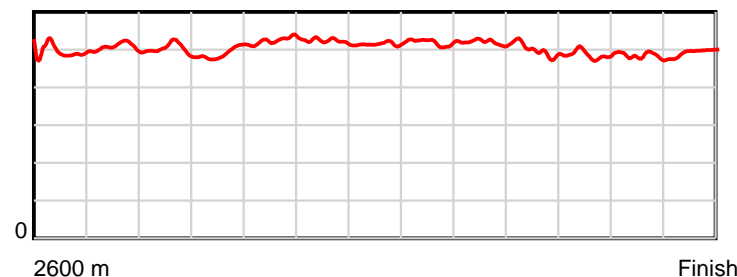
October 25, 2019, Race 3, VINCE HARDER ON THE LINDAUER LAWN-ADDINGTON CUP WEEK TROT, Distance 2600m, Addington - Survey 3200m

Result	TAB no.	Horse (Barrier)	2200m to	2000m to	1800m to	1600m to	1400m to	1200m to	1000m to	800m to	600m to	400m to	200m to	Total or	Margin
6th	13	Luminosity (1)	2000m	1800m	1600m	1400m	1200m	1000m	800m	600m	400m	200m	WP	Average	
		Position in running (margin)	12(33.3)	9(27.3)	8(14.0)	6(9.1)	7(8.7)	7(7.6)	7(6.5)	7(7.0)	8(7.1)	7(6.9)	6(5.9)		6.30
		Sectional time (s)	15.61	14.94	16.40	16.59	15.61	16.07	16.18	15.63	14.99	15.00	14.46		
		Cumulative time (s)	171.48	155.87	140.93	124.53	107.94	92.33	76.26	60.08	44.45	29.46	14.46	3:29.00	
		Speed (m/s)	12.81	13.39	12.20	12.06	12.81	12.45	12.36	12.80	13.34	13.33	13.83	12.44	
		Stride length (m)	6.44	6.56	6.39	6.30	6.59	6.47	6.41	6.37	6.50	6.43	6.85	6.36	
		Stride duration (s)	0.503	0.490	0.524	0.523	0.515	0.520	0.519	0.498	0.487	0.482	0.495	0.511	
		Stride efficiency (%)	64.84	67.30	63.82	62.05	67.95	65.36	64.24	63.41	65.98	64.58	73.30	63.17	
		Stride count	31.05	30.48	31.29	31.74	30.33	30.92	31.19	31.40	30.78	31.11	29.20	408.94	

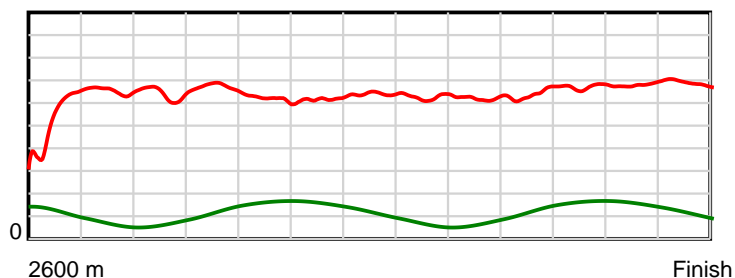
10 m Stride length



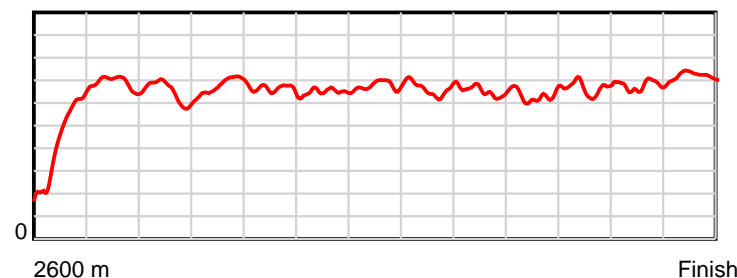
0.6 s Stride duration



20 m/sec Speed



100 % Stride efficiency



Note: Horizontal distance axis grid lines are 200m furlongs.

## Disclaimer.

HRNZ and NZMTC and Thoroughbred Ratings Pty Ltd accepts no responsibility for the completeness or accuracy of any of the information contained herein, and makes no representations about its suitability for any particular purpose. Users should make their own judgements about those matters and/or seek independent advice. You assume all risks associated with use of the data provided on this page.



# Race Results



October 25, 2019, Race 3, VINCE HARDER ON THE LINDAUER LAWN-ADDINGTON CUP WEEK TROT, Distance 2600m, Addington - Survey 3200m

Result	TAB no.	Horse (Barrier)	2600 to	2400m to
7th	14	<b>Steel Dust (2)</b>	<b>2400m</b>	<b>2200m</b>
		Position in running (margin)	-	11(26.3)
		Sectional time (s)	20.35	16.62
		Cumulative time (s)	209.06	188.71
		Speed (m/s)	9.83	12.03
		Stride length (m)	5.54	5.80
		Stride duration (s)	0.491	0.482
		Stride efficiency (%)	47.92	52.59
		Stride count	36.12	34.48

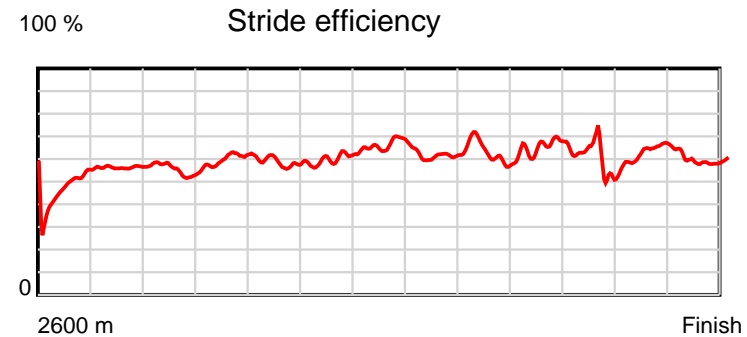
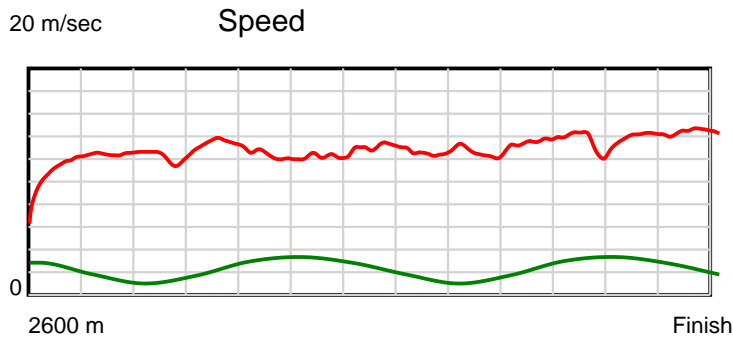
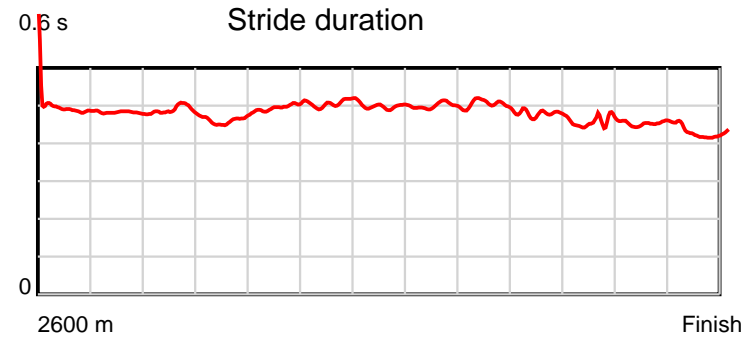
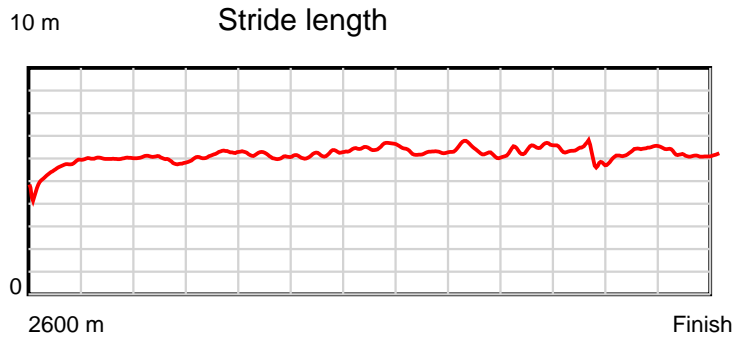
#### Disclaimer.

HRNZ and NZMTC and Thoroughbred Ratings Pty Ltd accepts no responsibility for the completeness or accuracy of any of the information contained herein, and makes no representations about its suitability for any particular purpose. Users should make their own judgements about those matters and/or seek independent advice. You assume all risks associated with use of the data provided on this page.

# Race Results

October 25, 2019, Race 3, VINCE HARDER ON THE LINDAUER LAWN-ADDINGTON CUP WEEK TROT, Distance 2600m, Addington - Survey 3200m

Result	TAB no.	Horse (Barrier)	2200m to	2000m to	1800m to	1600m to	1400m to	1200m to	1000m to	800m to	600m to	400m to	200m to	Total or	Margin
7th	14	<b>Steel Dust (2)</b>	<b>2000m</b>	<b>1800m</b>	<b>1600m</b>	<b>1400m</b>	<b>1200m</b>	<b>1000m</b>	<b>800m</b>	<b>600m</b>	<b>400m</b>	<b>200m</b>	<b>WP</b>	<b>Average</b>	
		Position in running (margin)	11(31.5)	10(30.3)	10(16.8)	10(13.8)	10(13.9)	10(12.8)	11(12.0)	11(11.1)	9(7.5)	11(13.1)	11(10.5)		6.60
		Sectional time (s)	16.41	14.91	16.73	16.66	15.62	16.11	15.95	15.01	15.97	14.74	13.98		
		Cumulative time (s)	172.09	155.68	140.77	124.04	107.38	91.76	75.65	59.70	44.69	28.72	13.98	3:29.06	
		Speed (m/s)	12.19	13.41	11.95	12.00	12.80	12.41	12.54	13.32	12.52	13.57	14.31	12.44	
		Stride length (m)	5.95	6.19	5.94	6.08	6.36	6.18	6.30	6.37	5.69	6.15	6.08	6.04	
		Stride duration (s)	0.489	0.462	0.497	0.507	0.497	0.498	0.503	0.478	0.455	0.453	0.425	0.486	
		Stride efficiency (%)	55.39	59.89	55.22	57.81	63.24	59.75	62.06	63.34	50.68	59.09	57.70	57.00	
		Stride count	33.59	32.31	33.64	32.88	31.44	32.34	31.74	31.41	35.12	32.52	32.91	430.50	



Note: Horizontal distance axis grid lines are 200m furlongs.

#### Disclaimer.

HRNZ and NZMTC and Thoroughbred Ratings Pty Ltd accepts no responsibility for the completeness or accuracy of any of the information contained herein, and makes no representations about its suitability for any particular purpose. Users should make their own judgements about those matters and/or seek independent advice. You assume all risks associated with use of the data provided on this page.



# Race Results



October 25, 2019, Race 3, VINCE HARDER ON THE LINDAUER LAWN-ADDINGTON CUP WEEK TROT, Distance 2600m, Addington - Survey 3200m

Result	TAB no.	Horse (Barrier)	2600 to	2400m to
8th	12	<b>Maui Vacation (0)</b>	<b>2400m</b>	<b>2200m</b>
		Position in running (margin)	-	10(21.6)
		Sectional time (s)	19.58	15.60
		Cumulative time (s)	209.71	190.13
		Speed (m/s)	10.21	12.82
		Stride length (m)	5.76	6.18
		Stride duration (s)	0.485	0.482
		Stride efficiency (%)	51.91	59.77
		Stride count	34.70	32.34

#### Disclaimer.

HRNZ and NZMTC and Thoroughbred Ratings Pty Ltd accepts no responsibility for the completeness or accuracy of any of the information contained herein, and makes no representations about its suitability for any particular purpose. Users should make their own judgements about those matters and/or seek independent advice. You assume all risks associated with use of the data provided on this page.

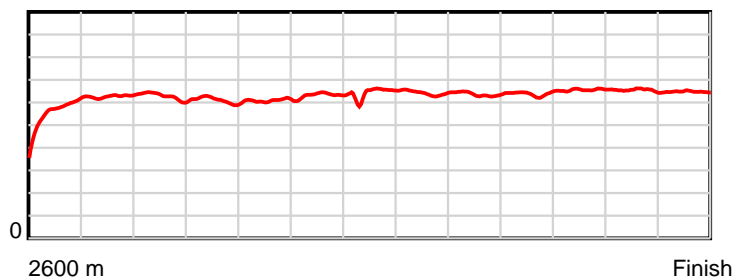


# Race Results

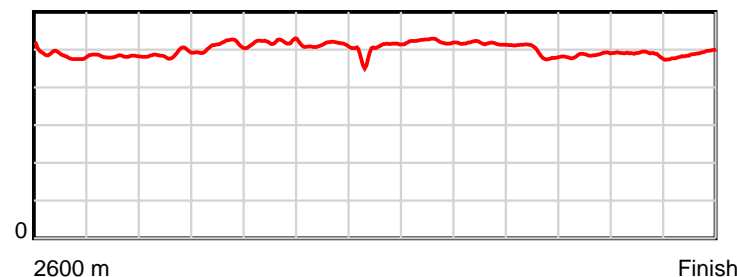
October 25, 2019, Race 3, VINCE HARDER ON THE LINDAUER LAWN-ADDINGTON CUP WEEK TROT, Distance 2600m, Addington - Survey 3200m

Result	TAB no.	Horse (Barrier)	2200m to	2000m to	1800m to	1600m to	1400m to	1200m to	1000m to	800m to	600m to	400m to	200m to	Total or	Margin
8th	12	Maui Vacation (0)	2000m	1800m	1600m	1400m	1200m	1000m	800m	600m	400m	200m	WP	Average	
		Position in running (margin)	8(20.7)	6(14.3)	7(11.7)	9(11.7)	8(9.5)	8(8.4)	8(8.5)	8(8.4)	10(7.5)	8(7.0)	7(6.3)		10.20
		Sectional time (s)	15.55	16.73	17.20	16.30	15.61	16.26	16.10	15.45	14.95	15.05	15.33		
		Cumulative time (s)	174.53	158.98	142.25	125.05	108.75	93.14	76.88	60.78	45.33	30.38	15.33	3:29.71	
		Speed (m/s)	12.86	11.95	11.63	12.27	12.81	12.30	12.42	12.94	13.38	13.29	13.05	12.40	
		Stride length (m)	6.28	6.10	6.05	6.29	6.41	6.43	6.42	6.40	6.50	6.47	6.39	6.28	
		Stride duration (s)	0.488	0.511	0.521	0.512	0.501	0.523	0.516	0.495	0.486	0.487	0.490	0.506	
		Stride efficiency (%)	61.58	58.22	57.27	61.74	64.23	64.60	64.34	64.08	66.12	65.50	63.77	61.58	
		Stride count	31.86	32.77	33.04	31.82	31.20	31.11	31.17	31.23	30.75	30.89	31.31	414.19	

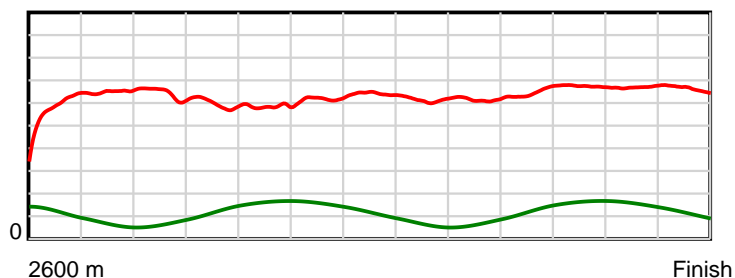
10 m Stride length



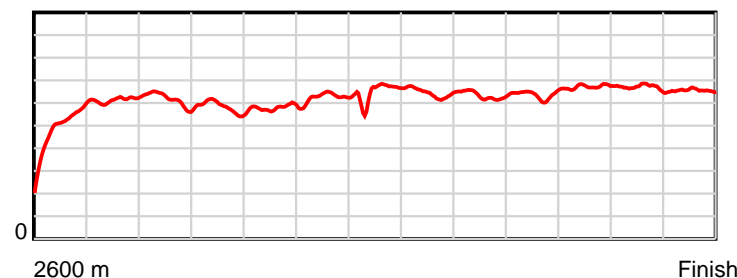
0.6 s Stride duration



20 m/sec Speed



100 % Stride efficiency



Note: Horizontal distance axis grid lines are 200m furlongs.

## Disclaimer.

HRNZ and NZMTC and Thoroughbred Ratings Pty Ltd accepts no responsibility for the completeness or accuracy of any of the information contained herein, and makes no representations about its suitability for any particular purpose. Users should make their own judgements about those matters and/or seek independent advice. You assume all risks associated with use of the data provided on this page.



# Race Results



October 25, 2019, Race 3, VINCE HARDER ON THE LINDAUER LAWN-ADDINGTON CUP WEEK TROT, Distance 2600m, Addington - Survey 3200m

Result	TAB no.	Horse (Barrier)	2600 to	2400m to
9th	9	<b>Emma Louise (9)</b>	<b>2400m</b>	<b>2200m</b>
		Position in running (margin)	-	8(15.4)
		Sectional time (s)	18.77	17.28
		Cumulative time (s)	209.78	191.01
		Speed (m/s)	10.65	11.57
		Stride length (m)	5.41	5.22
		Stride duration (s)	0.488	0.451
		Stride efficiency (%)	45.79	42.56
		Stride count	36.95	38.32

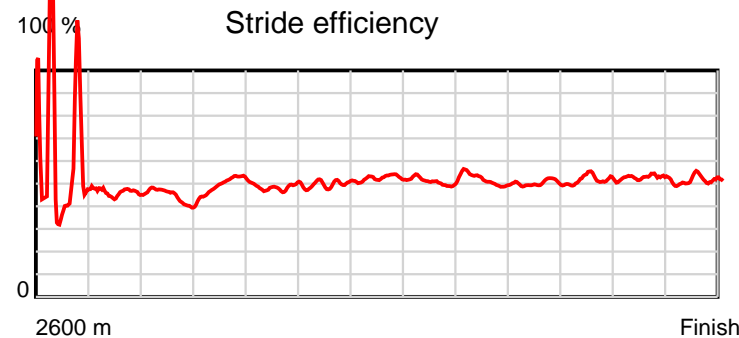
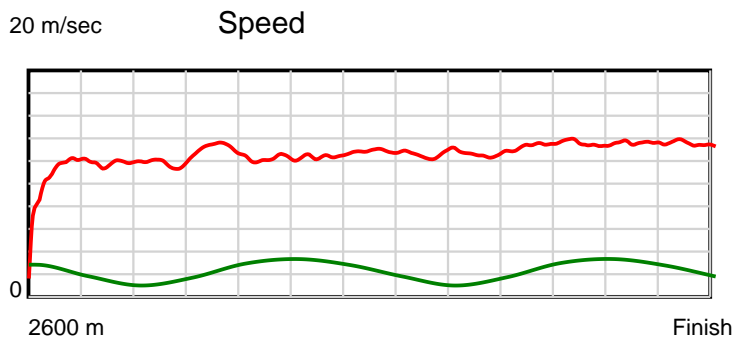
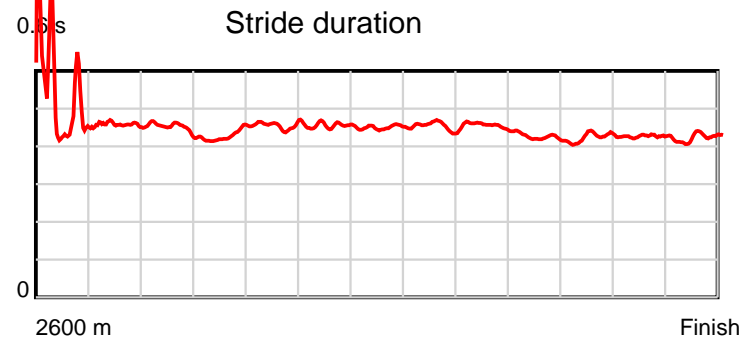
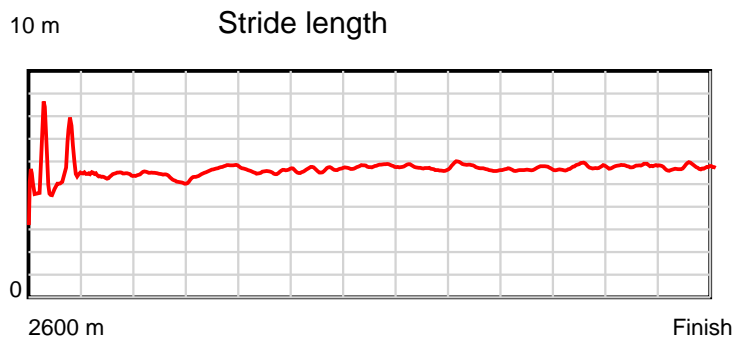
#### Disclaimer.

HRNZ and NZMTC and Thoroughbred Ratings Pty Ltd accepts no responsibility for the completeness or accuracy of any of the information contained herein, and makes no representations about its suitability for any particular purpose. Users should make their own judgements about those matters and/or seek independent advice. You assume all risks associated with use of the data provided on this page.

# Race Results

October 25, 2019, Race 3, VINCE HARDER ON THE LINDAUER LAWN-ADDINGTON CUP WEEK TROT, Distance 2600m, Addington - Survey 3200m

Result	TAB no.	Horse (Barrier)	2200m to	2000m to	1800m to	1600m to	1400m to	1200m to	1000m to	800m to	600m to	400m to	200m to	Total or	Margin
9th	9	<b>Emma Louise (9)</b>	<b>2000m</b>	<b>1800m</b>	<b>1600m</b>	<b>1400m</b>	<b>1200m</b>	<b>1000m</b>	<b>800m</b>	<b>600m</b>	<b>400m</b>	<b>200m</b>	<b>WP</b>	<b>Average</b>	
		Position in running (margin)	9(24.5)	8(26.2)	9(14.8)	8(11.5)	9(10.5)	9(9.4)	9(8.6)	9(9.1)	7(5.9)	9(7.4)	8(8.0)		10.60
		Sectional time (s)	16.90	15.26	16.66	16.50	15.61	16.11	16.19	15.06	15.30	15.26	14.88		
		Cumulative time (s)	173.73	156.83	141.57	124.91	108.41	92.80	76.69	60.50	45.44	30.14	14.88	3:29.78	
		Speed (m/s)	11.83	13.11	12.00	12.12	12.81	12.41	12.35	13.28	13.07	13.11	13.44	12.39	
		Stride length (m)	5.33	5.62	5.48	5.52	5.76	5.63	5.62	5.63	5.54	5.57	5.70	5.54	
		Stride duration (s)	0.451	0.429	0.456	0.455	0.450	0.453	0.455	0.424	0.424	0.425	0.424	0.447	
		Stride efficiency (%)	44.46	49.29	46.87	47.57	51.83	49.45	49.28	49.56	48.02	48.44	50.70	47.89	
		Stride count	37.49	35.61	36.52	36.25	34.73	35.55	35.61	35.51	36.08	35.92	35.11	469.65	



Note: Horizontal distance axis grid lines are 200m furlongs.

**Disclaimer.**

HRNZ and NZMTC and Thoroughbred Ratings Pty Ltd accepts no responsibility for the completeness or accuracy of any of the information contained herein, and makes no representations about its suitability for any particular purpose. Users should make their own judgements about those matters and/or seek independent advice. You assume all risks associated with use of the data provided on this page.



# Race Results



October 25, 2019, Race 3, VINCE HARDER ON THE LINDAUER LAWN-ADDINGTON CUP WEEK TROT, Distance 2600m, Addington - Survey 3200m

Result	TAB no.	Horse (Barrier)	2600 to	2400m to
10th	8	<b>Inherent Royal (8)</b>	<b>2400m</b>	<b>2200m</b>
		Position in running (margin)	-	9(20.2)
		Sectional time (s)	19.50	16.48
		Cumulative time (s)	209.83	190.33
		Speed (m/s)	10.25	12.14
		Stride length (m)	5.05	5.52
		Stride duration (s)	0.460	0.455
		Stride efficiency (%)	39.91	47.59
		Stride count	39.57	36.24

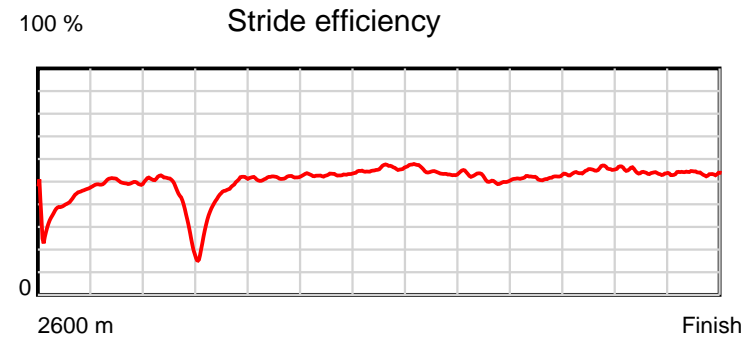
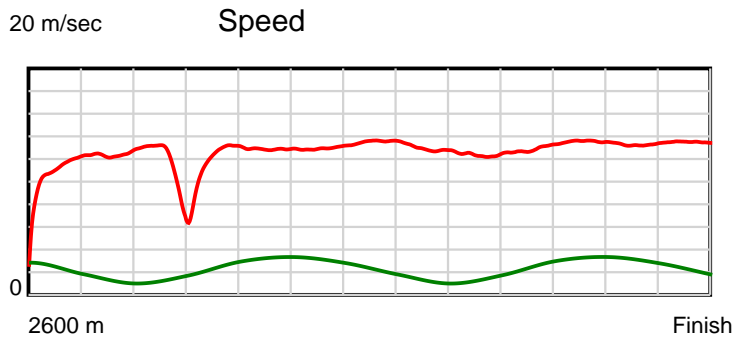
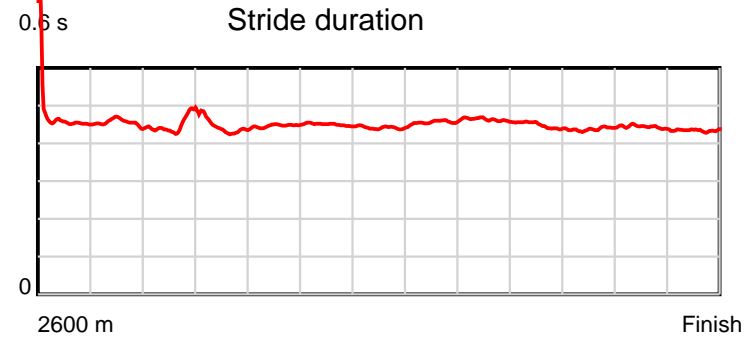
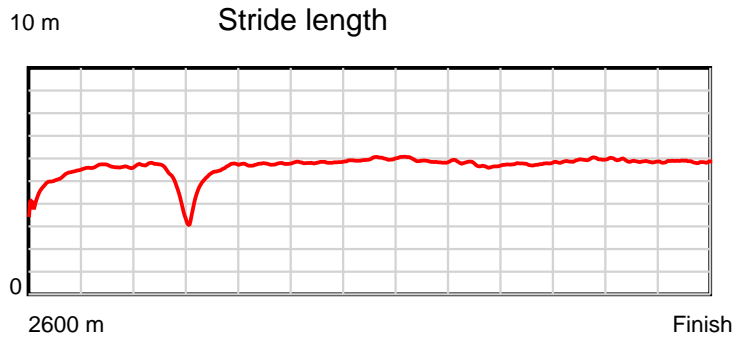
#### Disclaimer.

HRNZ and NZMTC and Thoroughbred Ratings Pty Ltd accepts no responsibility for the completeness or accuracy of any of the information contained herein, and makes no representations about its suitability for any particular purpose. Users should make their own judgements about those matters and/or seek independent advice. You assume all risks associated with use of the data provided on this page.

# Race Results

October 25, 2019, Race 3, VINCE HARDER ON THE LINDAUER LAWN-ADDINGTON CUP WEEK TROT, Distance 2600m, Addington - Survey 3200m

Result	TAB no.	Horse (Barrier)	2200m to	2000m to	1800m to	1600m to	1400m to	1200m to	1000m to	800m to	600m to	400m to	200m to	Total or	Margin
10th	8	Inherent Royal (8)	2000m	1800m	1600m	1400m	1200m	1000m	800m	600m	400m	200m	WP	Average	
		Position in running (margin)	10(24.6)	12(37.0)	12(36.5)	12(27.8)	12(21.0)	12(15.1)	10(10.6)	10(10.8)	12(10.4)	10(9.1)	10(9.3)		10.90
		Sectional time (s)	18.68	17.08	15.77	15.52	14.83	15.48	16.15	15.54	14.81	15.20	14.79		
		Cumulative time (s)	173.85	155.17	138.09	122.32	106.80	91.97	76.49	60.34	44.80	29.99	14.79	3:29.83	
		Speed (m/s)	10.71	11.71	12.68	12.89	13.49	12.92	12.38	12.87	13.50	13.16	13.52	12.39	
		Stride length (m)	4.87	5.18	5.67	5.80	5.95	5.91	5.73	5.76	5.92	5.82	5.87	5.60	
		Stride duration (s)	0.455	0.442	0.447	0.450	0.441	0.457	0.463	0.447	0.438	0.442	0.434	0.452	
		Stride efficiency (%)	37.02	41.92	50.26	52.53	55.37	54.50	51.26	51.79	54.75	52.95	53.83	48.93	
		Stride count	41.09	38.61	35.27	34.49	33.60	33.87	34.92	34.74	33.79	34.36	34.08	464.63	



Note: Horizontal distance axis grid lines are 200m furlongs.

#### Disclaimer.

HRNZ and NZMTC and Thoroughbred Ratings Pty Ltd accepts no responsibility for the completeness or accuracy of any of the information contained herein, and makes no representations about its suitability for any particular purpose. Users should make their own judgements about those matters and/or seek independent advice. You assume all risks associated with use of the data provided on this page.



# Race Results



October 25, 2019, Race 3, VINCE HARDER ON THE LINDAUER LAWN-ADDINGTON CUP WEEK TROT, Distance 2600m, Addington - Survey 3200m

Result	TAB no.	Horse (Barrier)	2600 to	2400m to
11th	2	<b>Pacino (4)</b>	<b>2400m</b>	<b>2200m</b>
		Position in running (margin)	-	4(6.4)
		Sectional time (s)	17.02	17.23
		Cumulative time (s)	210.85	193.83
		Speed (m/s)	11.75	11.61
		Stride length (m)	5.68	5.41
		Stride duration (s)	0.477	0.466
		Stride efficiency (%)	50.36	45.70
		Stride count	35.23	36.98

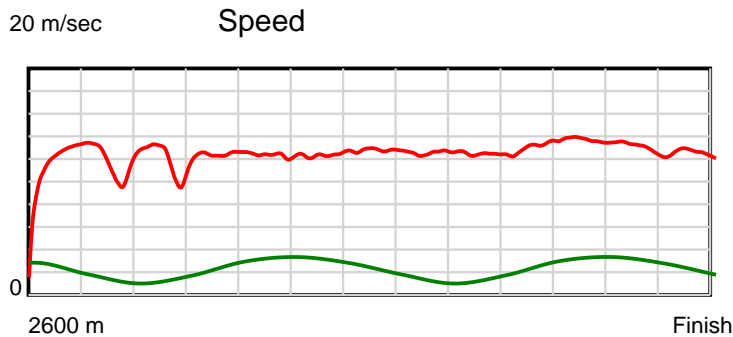
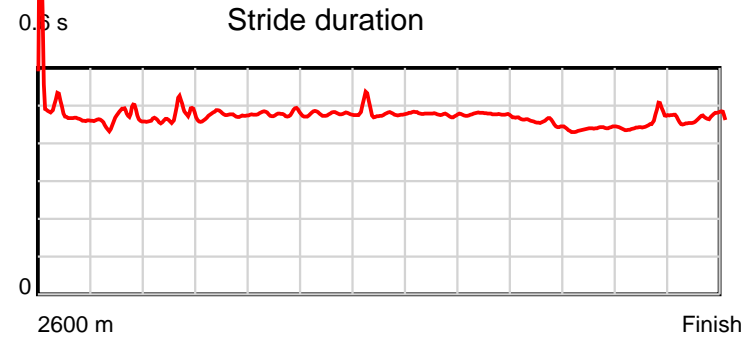
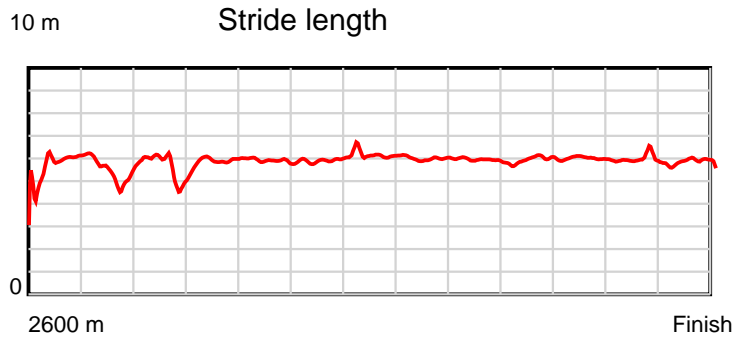
#### Disclaimer.

HRNZ and NZMTC and Thoroughbred Ratings Pty Ltd accepts no responsibility for the completeness or accuracy of any of the information contained herein, and makes no representations about its suitability for any particular purpose. Users should make their own judgements about those matters and/or seek independent advice. You assume all risks associated with use of the data provided on this page.

# Race Results

October 25, 2019, Race 3, VINCE HARDER ON THE LINDAUER LAWN-ADDINGTON CUP WEEK TROT, Distance 2600m, Addington - Survey 3200m

Result	TAB no.	Horse (Barrier)	2200m to	2000m to	1800m to	1600m to	1400m to	1200m to	1000m to	800m to	600m to	400m to	200m to	Total or	Margin
11th	2	<b>Pacino (4)</b>	<b>2000m</b>	<b>1800m</b>	<b>1600m</b>	<b>1400m</b>	<b>1200m</b>	<b>1000m</b>	<b>800m</b>	<b>600m</b>	<b>400m</b>	<b>200m</b>	<b>WP</b>	<b>Average</b>	
		Position in running (margin)	5(15.2)	7(16.8)	6(11.1)	5(7.3)	5(6.4)	5(5.4)	5(4.8)	5(4.8)	4(3.2)	5(3.6)	9(8.5)		16.50
		Sectional time (s)	16.87	16.21	16.59	16.50	15.63	16.16	16.11	15.33	15.10	15.98	16.12		
		Cumulative time (s)	176.60	159.73	143.52	126.93	110.43	94.80	78.64	62.53	47.20	32.10	16.12	3:30.85	
		Speed (m/s)	11.86	12.34	12.06	12.12	12.80	12.38	12.41	13.05	13.25	12.52	12.41	12.33	
		Stride length (m)	5.57	5.85	5.77	5.79	6.15	5.91	5.90	5.95	5.81	5.72	5.70	5.78	
		Stride duration (s)	0.470	0.474	0.479	0.478	0.481	0.478	0.475	0.456	0.439	0.457	0.459	0.469	
		Stride efficiency (%)	48.49	53.47	52.01	52.46	59.12	54.58	54.40	55.41	52.79	51.14	50.71	52.21	
		Stride count	35.90	34.19	34.67	34.52	32.52	33.84	33.90	33.59	34.41	34.96	35.11	449.82	



Note: Horizontal distance axis grid lines are 200m furlongs.

#### Disclaimer.

HRNZ and NZMTC and Thoroughbred Ratings Pty Ltd accepts no responsibility for the completeness or accuracy of any of the information contained herein, and makes no representations about its suitability for any particular purpose. Users should make their own judgements about those matters and/or seek independent advice. You assume all risks associated with use of the data provided on this page.



# Race Results



October 25, 2019, Race 3, VINCE HARDER ON THE LINDAUER LAWN-ADDINGTON CUP WEEK TROT, Distance 2600m, Addington - Survey 3200m

Result	TAB no.	Horse (Barrier)	2600 to	2400m to
12th	5	<b>Madam Sass (6)</b>	<b>2400m</b>	<b>2200m</b>
		Position in running (margin)	-	6(12.2)
		Sectional time (s)	18.03	17.09
		Cumulative time (s)	211.33	193.30
		Speed (m/s)	11.09	11.70
		Stride length (m)	4.80	5.20
		Stride duration (s)	0.436	0.444
		Stride efficiency (%)	36.06	42.22
		Stride count	41.64	38.48

#### Disclaimer.

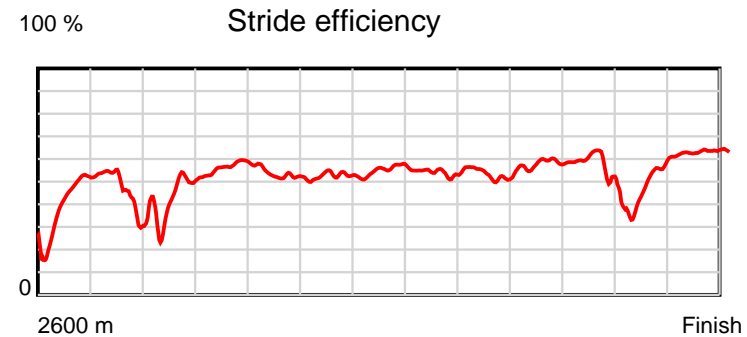
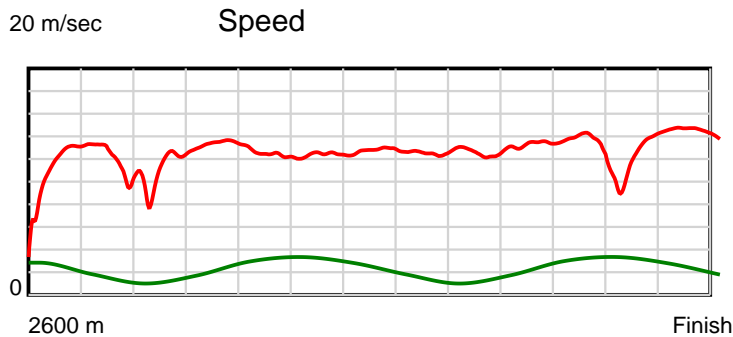
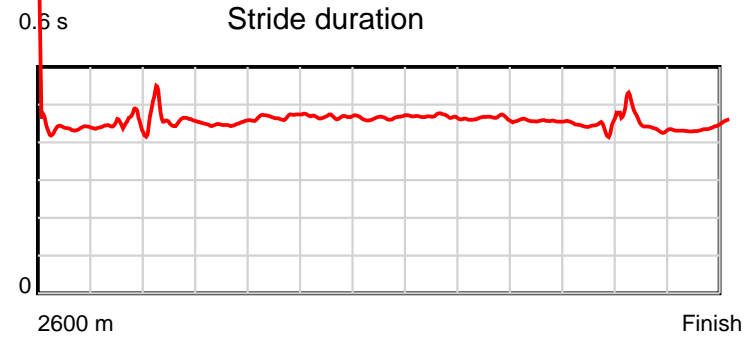
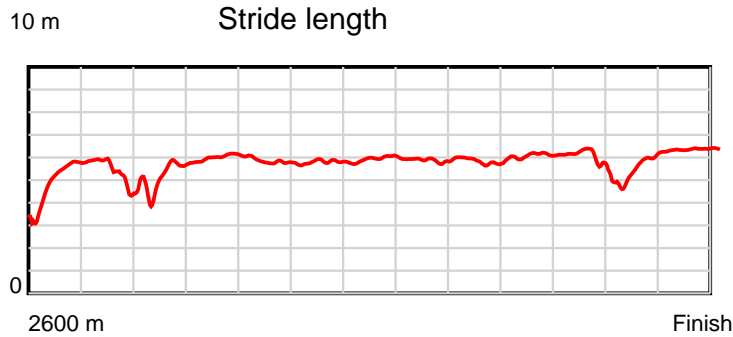
HRNZ and NZMTC and Thoroughbred Ratings Pty Ltd accepts no responsibility for the completeness or accuracy of any of the information contained herein, and makes no representations about its suitability for any particular purpose. Users should make their own judgements about those matters and/or seek independent advice. You assume all risks associated with use of the data provided on this page.



# Race Results

October 25, 2019, Race 3, VINCE HARDER ON THE LINDAUER LAWN-ADDINGTON CUP WEEK TROT, Distance 2600m, Addington - Survey 3200m

Result	TAB no.	Horse (Barrier)	2200m to	2000m to	1800m to	1600m to	1400m to	1200m to	1000m to	800m to	600m to	400m to	200m to	Total or	Margin
12th	5	Madam Sass (6)	2000m	1800m	1600m	1400m	1200m	1000m	800m	600m	400m	200m	WP	Average	
		Position in running (margin)	7(20.2)	11(33.0)	11(20.2)	11(15.7)	11(15.3)	11(14.2)	12(13.5)	12(13.2)	11(9.7)	12(16.1)	12(23.6)		19.20
		Sectional time (s)	18.75	15.02	16.48	16.59	15.61	16.13	16.05	15.02	16.11	16.42	14.03		
		Cumulative time (s)	176.21	157.46	142.44	125.96	109.37	93.76	77.63	61.58	46.56	30.45	14.03	3:31.33	
		Speed (m/s)	10.67	13.32	12.14	12.06	12.81	12.40	12.46	13.32	12.41	12.18	14.26	12.30	
		Stride length (m)	4.92	5.98	5.69	5.64	5.96	5.80	5.77	6.09	5.52	5.49	6.29	5.59	
		Stride duration (s)	0.461	0.449	0.469	0.468	0.465	0.468	0.463	0.457	0.445	0.451	0.442	0.455	
		Stride efficiency (%)	37.76	55.94	50.68	49.69	55.44	52.63	52.02	57.90	47.64	47.12	61.91	48.89	
		Stride count	40.69	33.43	35.12	35.47	33.58	34.46	34.67	32.86	36.22	36.42	31.77	464.81	



Note: Horizontal distance axis grid lines are 200m furlongs.

#### Disclaimer.

HRNZ and NZMTC and Thoroughbred Ratings Pty Ltd accepts no responsibility for the completeness or accuracy of any of the information contained herein, and makes no representations about its suitability for any particular purpose. Users should make their own judgements about those matters and/or seek independent advice. You assume all risks associated with use of the data provided on this page.