



## Race Results

NZ Metropolitan Trotting Club Inc, HRNZ, October 25, 2019

Compilation date: October 25, 2019, 8:23:56 PM (NZDT)

Copyright © 2019 HRNZ and NZMTC. All rights reserved.

### Trademarks.

StrideMASTER is a registered trademark of Thoroughbred Ratings Pty Ltd.

### Disclaimer.

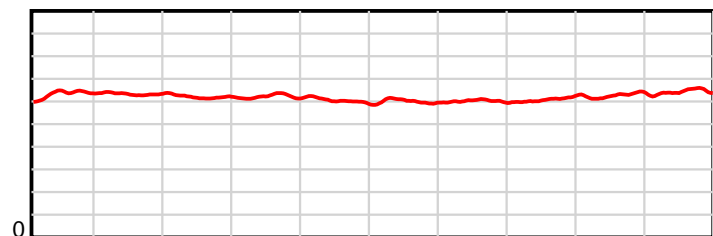
HRNZ and NZMTC and Thoroughbred Ratings Pty Ltd accepts no responsibility for the completeness or accuracy of any of the information contained herein, and makes no representations about its suitability for any particular purpose. Users should make their own judgements about those matters and/or seek independent advice. You assume all risks associated with use of the data provided on this page.

# Race Results

October 25, 2019, Race 7, McMILLAN EQUINE FEEDS SIRES STAKES SERIES (HEAT 5) MOB PACE, Distance 1980m, Addington - Survey 1980m

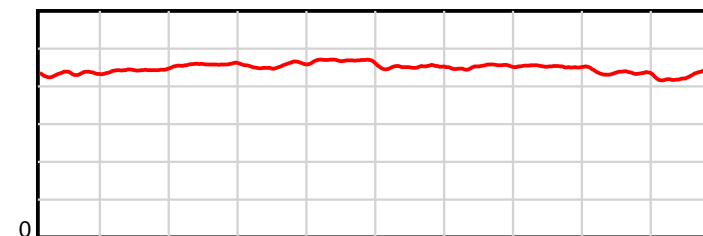
Result	TAB no.	Horse (Barrier)	1980 to	1800m to	1600m to	1400m to	1200m to	1000m to	800m to	600m to	400m to	200m to	Total or	Margin
1st	6	Flying Even Be... (5)	1800m	1600m	1400m	1200m	1000m	800m	600m	400m	200m	WP	Average	
		Position in running (margin)	-	2(0.6)	1(0.0)	1(0.0)	1(0.0)	1(0.0)	1(0.0)	1(0.0)	1(0.0)	1(0.0)		0.00
		Sectional time (s)	12.27	14.10	14.63	14.59	15.55	15.09	15.02	14.86	13.85	13.35		
		Cumulative time (s)	143.31	131.04	116.94	102.31	87.72	72.17	57.08	42.06	27.20	13.35	2:23.31	
		Speed (m/s)	14.67	14.18	13.67	13.71	12.86	13.25	13.32	13.46	14.44	14.98	13.82	
		Stride length (m)	6.36	6.29	6.27	6.24	6.02	5.98	6.02	6.10	6.29	6.44	6.19	
		Stride duration (s)	0.433	0.443	0.458	0.455	0.468	0.451	0.452	0.453	0.435	0.430	0.448	
		Stride efficiency (%)	63.31	61.80	61.35	60.75	56.59	55.92	56.60	58.05	61.74	64.82	59.95	
		Stride count	28.28	31.80	31.92	32.08	33.24	33.43	33.23	32.81	31.82	31.05	319.66	

10 m Stride length



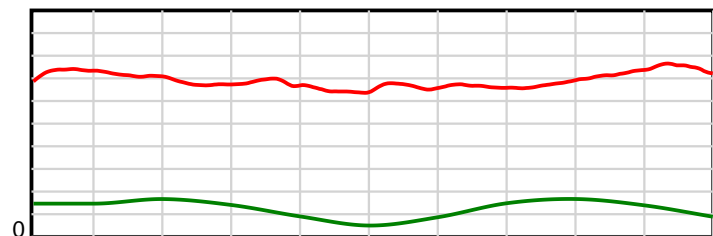
1980 m Finish

0.6 s Stride duration



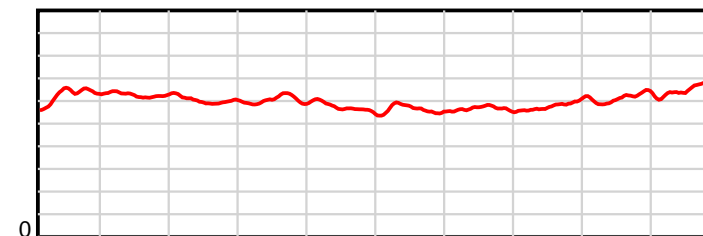
1980 m Finish

20 m/sec Speed



1980 m Finish

100 % Stride efficiency



1980 m Finish

Note: Horizontal distance axis grid lines are 200m furlongs.

## Disclaimer.

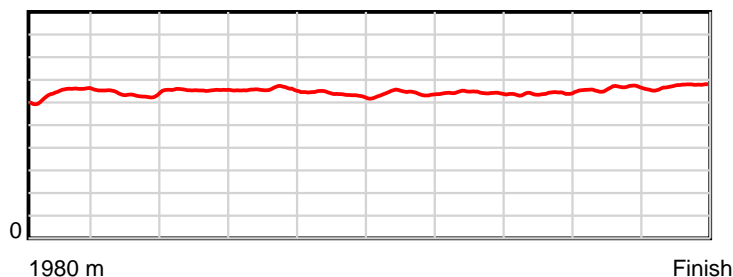
HRNZ and NZMTC and Thoroughbred Ratings Pty Ltd accepts no responsibility for the completeness or accuracy of any of the information contained herein, and makes no representations about its suitability for any particular purpose. Users should make their own judgements about those matters and/or seek independent advice. You assume all risks associated with use of the data provided on this page.

# Race Results

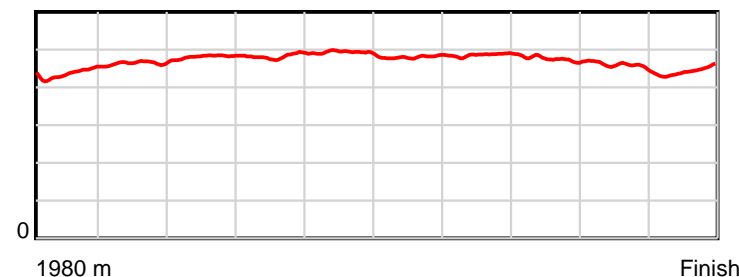
October 25, 2019, Race 7, McMILLAN EQUINE FEEDS SIRES STAKES SERIES (HEAT 5) MOB PACE, Distance 1980m, Addington - Survey 1980m

Result	TAB no.	Horse (Barrier)	1980 to	1800m to	1600m to	1400m to	1200m to	1000m to	800m to	600m to	400m to	200m to	Total or	Margin
2nd	1	<b>Down To The Bo... (1)</b>	<b>1800m</b>	<b>1600m</b>	<b>1400m</b>	<b>1200m</b>	<b>1000m</b>	<b>800m</b>	<b>600m</b>	<b>400m</b>	<b>200m</b>	<b>WP</b>	<b>Average</b>	
		Position in running (margin)	-	1(0.0)	2(2.0)	2(1.8)	2(2.3)	3(1.9)	3(1.8)	3(2.1)	3(2.1)	4(1.6)		0.30
		Sectional time (s)	12.16	14.53	14.59	14.69	15.47	15.07	15.07	14.86	13.77	13.16		
		Cumulative time (s)	143.37	131.21	116.68	102.09	87.40	71.93	56.86	41.79	26.93	13.16	2:23.37	
		Speed (m/s)	14.80	13.76	13.71	13.61	12.93	13.27	13.27	13.46	14.52	15.20	13.81	
		Stride length (m)	6.48	6.40	6.60	6.57	6.37	6.37	6.45	6.40	6.66	6.74	6.50	
		Stride duration (s)	0.437	0.465	0.481	0.482	0.493	0.480	0.486	0.475	0.459	0.443	0.471	
		Stride efficiency (%)	65.53	63.92	67.98	67.43	63.43	63.47	65.03	63.93	69.42	70.98	66.05	
		Stride count	27.80	31.27	30.32	30.45	31.39	31.38	31.00	31.27	30.01	29.67	304.56	

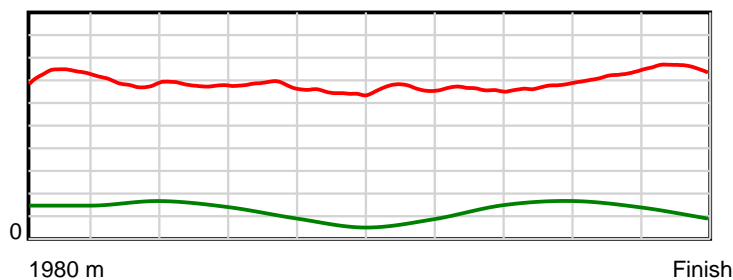
10 m Stride length



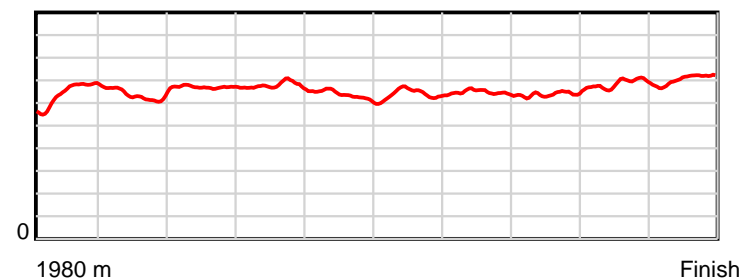
0.6 s Stride duration



20 m/sec Speed



100 % Stride efficiency



Note: Horizontal distance axis grid lines are 200m furlongs.

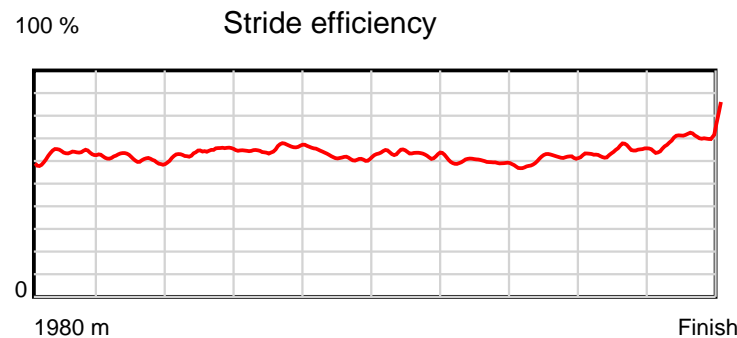
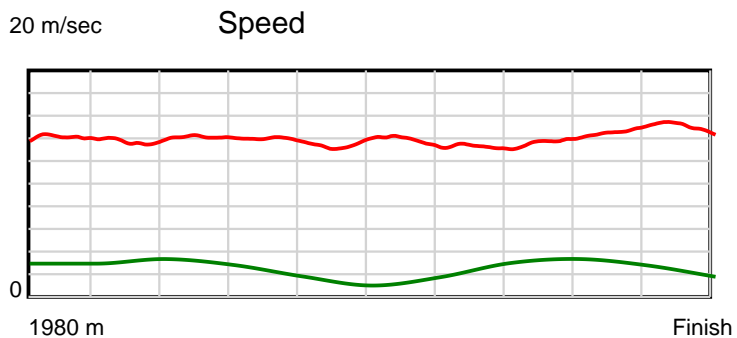
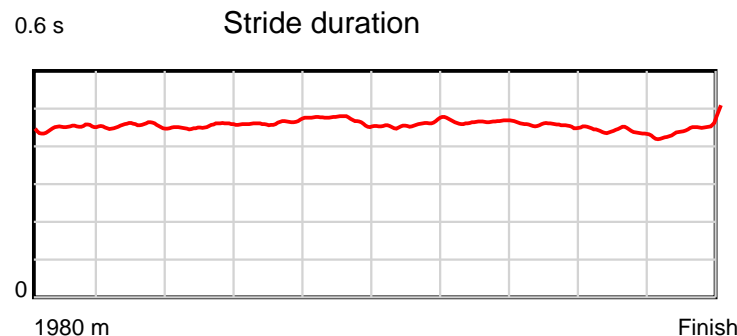
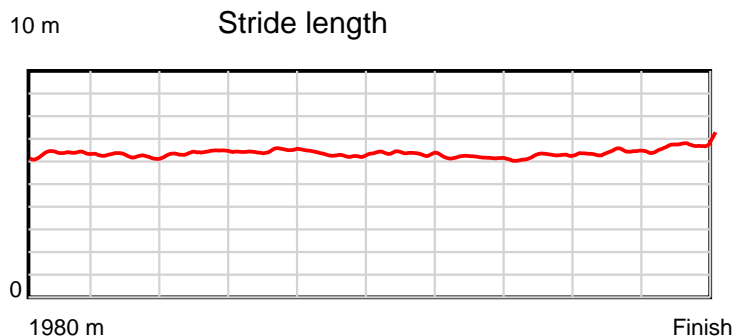
### Disclaimer.

HRNZ and NZMTC and Thoroughbred Ratings Pty Ltd accepts no responsibility for the completeness or accuracy of any of the information contained herein, and makes no representations about its suitability for any particular purpose. Users should make their own judgements about those matters and/or seek independent advice. You assume all risks associated with use of the data provided on this page.

# Race Results

October 25, 2019, Race 7, McMILLAN EQUINE FEEDS SIRES STAKES SERIES (HEAT 5) MOB PACE, Distance 1980m, Addington - Survey 1980m

Result	TAB no.	Horse (Barrier)	1980 to	1800m to	1600m to	1400m to	1200m to	1000m to	800m to	600m to	400m to	200m to	Total or	Margin
3rd	9	<b>One Change (8)</b>	<b>1800m</b>	<b>1600m</b>	<b>1400m</b>	<b>1200m</b>	<b>1000m</b>	<b>800m</b>	<b>600m</b>	<b>400m</b>	<b>200m</b>	<b>WP</b>	<b>Average</b>	
		Position in running (margin)	-	5(4.0)	5(8.1)	5(5.7)	5(4.7)	4(2.1)	2(1.2)	2(1.8)	2(1.4)	2(0.4)		0.60
		Sectional time (s)	12.85	14.89	14.23	14.41	15.12	14.95	15.12	14.78	13.70	13.38		
		Cumulative time (s)	143.43	130.58	115.69	101.46	87.05	71.93	56.98	41.86	27.08	13.38	2:23.43	
		Speed (m/s)	14.01	13.43	14.05	13.88	13.23	13.38	13.23	13.53	14.60	14.95	13.80	
		Stride length (m)	6.31	6.11	6.37	6.43	6.21	6.15	6.15	6.16	6.39	6.71	6.29	
		Stride duration (s)	0.450	0.455	0.453	0.464	0.469	0.460	0.465	0.455	0.438	0.449	0.456	
		Stride efficiency (%)	62.29	58.26	63.39	64.65	60.21	59.18	59.04	59.36	63.84	70.43	61.92	
		Stride count	28.51	32.75	31.40	31.09	32.22	32.50	32.54	32.45	31.29	29.79	314.54	



Note: Horizontal distance axis grid lines are 200m furlongs.

#### Disclaimer.

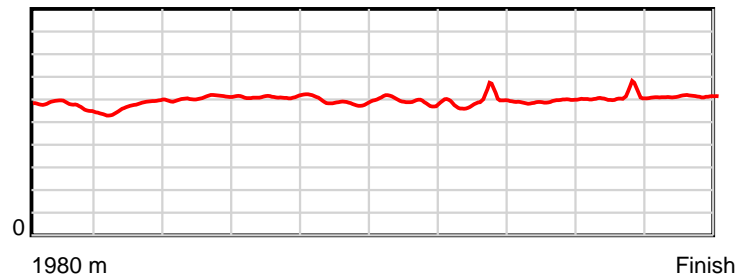
HRNZ and NZMTC and Thoroughbred Ratings Pty Ltd accepts no responsibility for the completeness or accuracy of any of the information contained herein, and makes no representations about its suitability for any particular purpose. Users should make their own judgements about those matters and/or seek independent advice. You assume all risks associated with use of the data provided on this page.

# Race Results

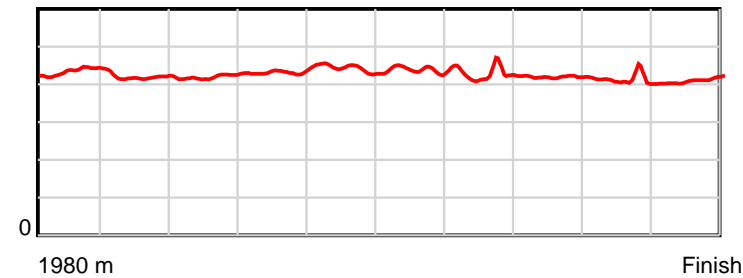
October 25, 2019, Race 7, McMILLAN EQUINE FEEDS SIRES STAKES SERIES (HEAT 5) MOB PACE, Distance 1980m, Addington - Survey 1980m

Result	TAB no.	Horse (Barrier)	1980 to	1800m to	1600m to	1400m to	1200m to	1000m to	800m to	600m to	400m to	200m to	Total or	Margin
4th	13	<b>Italian Lad (0)</b>	<b>1800m</b>	<b>1600m</b>	<b>1400m</b>	<b>1200m</b>	<b>1000m</b>	<b>800m</b>	<b>600m</b>	<b>400m</b>	<b>200m</b>	<b>WP</b>	<b>Average</b>	
		Position in running (margin)	-	10(12.3)	10(16.9)	10(12.6)	10(9.8)	10(8.0)	8(8.1)	6(4.6)	4(2.5)	3(1.4)		1.50
		Sectional time (s)	14.12	14.97	13.91	14.13	15.26	15.09	14.44	14.50	13.68	13.49		
		Cumulative time (s)	143.59	129.47	114.50	100.59	86.46	71.20	56.11	41.67	27.17	13.49	2:23.59	
		Speed (m/s)	12.75	13.36	14.38	14.15	13.11	13.25	13.85	13.79	14.62	14.83	13.79	
		Stride length (m)	5.72	5.61	6.03	6.11	5.80	5.82	5.89	5.79	6.00	6.10	5.88	
		Stride duration (s)	0.435	0.420	0.419	0.432	0.442	0.439	0.425	0.419	0.410	0.412	0.427	
		Stride efficiency (%)	51.07	49.24	56.78	58.41	52.52	52.87	54.23	52.31	56.18	58.19	54.09	
		Stride count	31.49	35.63	33.18	32.71	34.50	34.39	33.95	34.57	33.35	32.77	336.54	

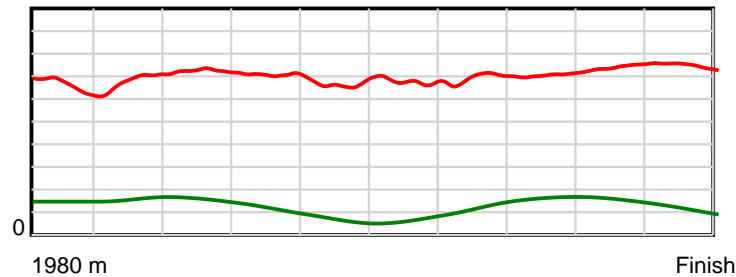
10 m Stride length



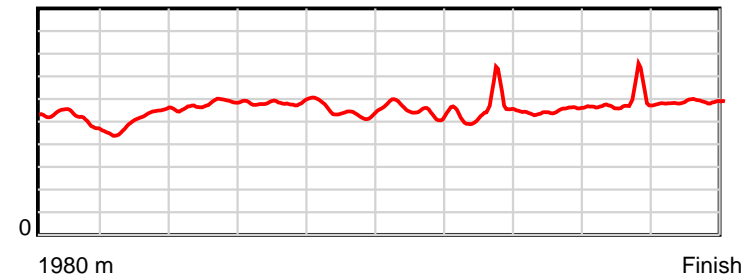
0.6 s Stride duration



20 m/sec Speed



100 % Stride efficiency



Note: Horizontal distance axis grid lines are 200m furlongs.

### Disclaimer.

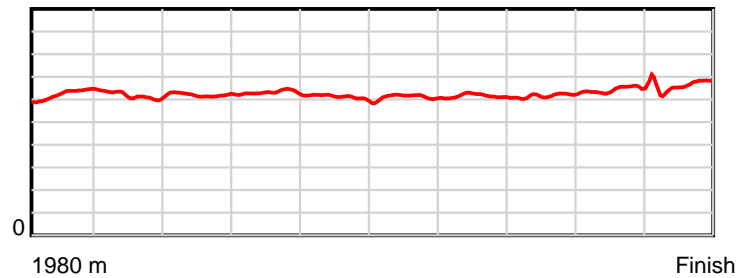
HRNZ and NZMTC and Thoroughbred Ratings Pty Ltd accepts no responsibility for the completeness or accuracy of any of the information contained herein, and makes no representations about its suitability for any particular purpose. Users should make their own judgements about those matters and/or seek independent advice. You assume all risks associated with use of the data provided on this page.

# Race Results

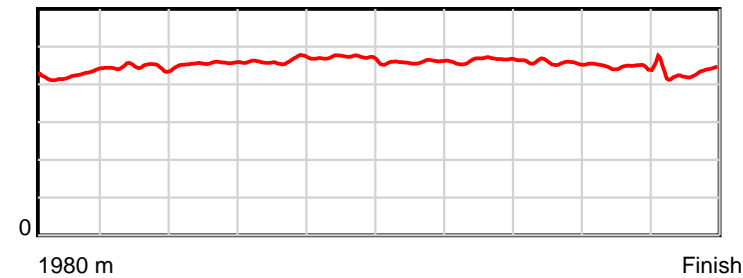
October 25, 2019, Race 7, McMILLAN EQUINE FEEDS SIRES STAKES SERIES (HEAT 5) MOB PACE, Distance 1980m, Addington - Survey 1980m

Result	TAB no.	Horse (Barrier)	1980 to	1800m to	1600m to	1400m to	1200m to	1000m to	800m to	600m to	400m to	200m to	Total or	Margin
5th	10	<b>Virgil (9)</b>	<b>1800m</b>	<b>1600m</b>	<b>1400m</b>	<b>1200m</b>	<b>1000m</b>	<b>800m</b>	<b>600m</b>	<b>400m</b>	<b>200m</b>	<b>WP</b>	<b>Average</b>	
		Position in running (margin)	-	3(1.8)	4(3.9)	4(3.6)	4(4.3)	5(3.5)	5(3.6)	5(4.0)	6(3.6)	7(3.2)		1.50
		Sectional time (s)	12.41	14.55	14.57	14.70	15.41	15.11	15.08	14.80	13.78	13.18		
		Cumulative time (s)	143.59	131.18	116.63	102.06	87.36	71.95	56.84	41.76	26.96	13.18	2:23.59	
		Speed (m/s)	14.50	13.75	13.73	13.61	12.98	13.24	13.26	13.51	14.51	15.17	13.79	
		Stride length (m)	6.27	6.13	6.26	6.29	6.11	6.08	6.15	6.19	6.42	6.60	6.25	
		Stride duration (s)	0.425	0.446	0.456	0.463	0.471	0.460	0.464	0.458	0.443	0.435	0.453	
		Stride efficiency (%)	61.51	58.65	61.17	61.88	58.37	57.81	59.12	59.92	64.50	68.03	60.98	
		Stride count	28.69	32.65	31.97	31.78	32.72	32.88	32.52	32.30	31.13	30.31	316.95	

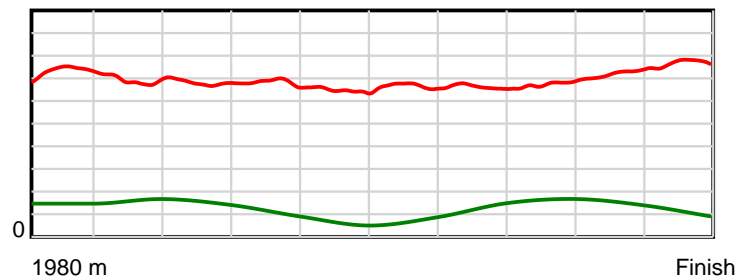
10 m Stride length



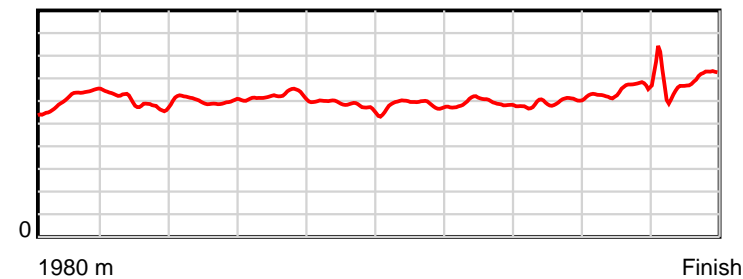
0.6 s Stride duration



20 m/sec Speed



100 % Stride efficiency



Note: Horizontal distance axis grid lines are 200m furlongs.

### Disclaimer.

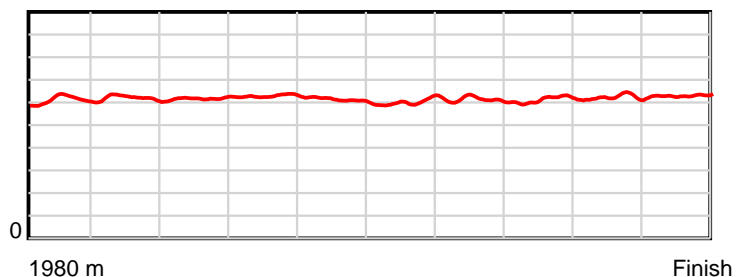
HRNZ and NZMTC and Thoroughbred Ratings Pty Ltd accepts no responsibility for the completeness or accuracy of any of the information contained herein, and makes no representations about its suitability for any particular purpose. Users should make their own judgements about those matters and/or seek independent advice. You assume all risks associated with use of the data provided on this page.

# Race Results

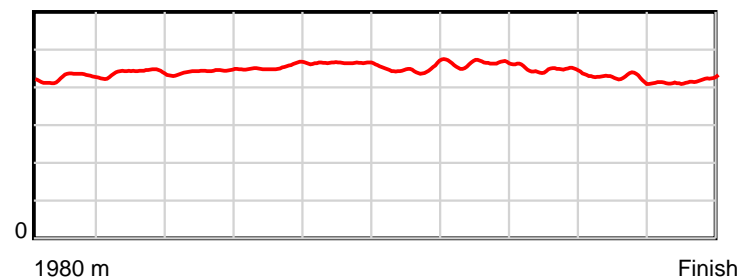
October 25, 2019, Race 7, McMILLAN EQUINE FEEDS SIRES STAKES SERIES (HEAT 5) MOB PACE, Distance 1980m, Addington - Survey 1980m

Result	TAB no.	Horse (Barrier)	1980 to	1800m to	1600m to	1400m to	1200m to	1000m to	800m to	600m to	400m to	200m to	Total or	Margin
6th	2	Aqua Sancta (2)	1800m	1600m	1400m	1200m	1000m	800m	600m	400m	200m	WP	Average	
		Position in running (margin)	-	4(2.2)	3(3.6)	3(2.8)	3(2.4)	2(1.5)	4(2.7)	4(3.4)	5(3.0)	5(2.2)		1.70
		Sectional time (s)	12.55	14.44	14.50	14.52	15.41	15.27	15.14	14.79	13.72	13.28		
		Cumulative time (s)	143.62	131.07	116.63	102.13	87.61	72.20	56.93	41.79	27.00	13.28	2:23.62	
		Speed (m/s)	14.34	13.85	13.79	13.77	12.98	13.10	13.21	13.52	14.58	15.06	13.79	
		Stride length (m)	6.12	6.09	6.10	6.25	6.02	5.89	6.11	6.03	6.20	6.32	6.11	
		Stride duration (s)	0.426	0.440	0.442	0.454	0.464	0.450	0.463	0.446	0.425	0.419	0.443	
		Stride efficiency (%)	58.45	57.94	58.18	61.11	56.65	54.28	58.37	56.82	59.98	62.34	58.35	
		Stride count	29.43	32.85	32.78	31.98	33.22	33.93	32.72	33.17	32.28	31.66	324.02	

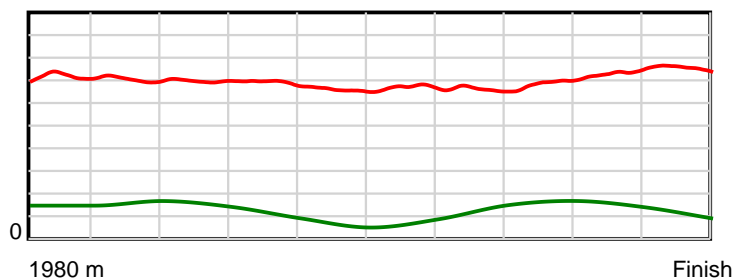
10 m Stride length



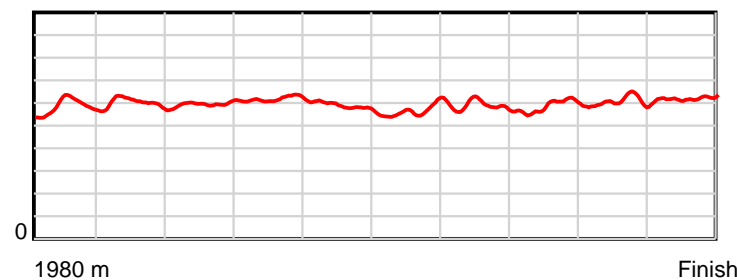
0.6 s Stride duration



20 m/sec Speed



100 % Stride efficiency



Note: Horizontal distance axis grid lines are 200m furlongs.

## Disclaimer.

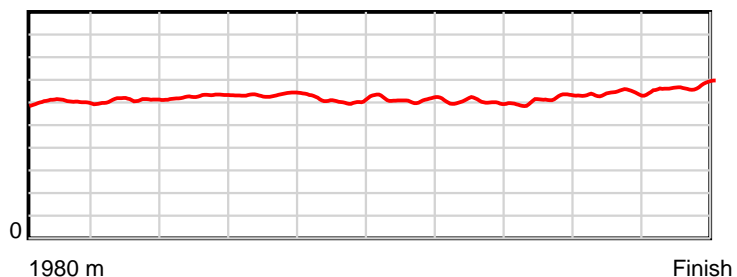
HRNZ and NZMTC and Thoroughbred Ratings Pty Ltd accepts no responsibility for the completeness or accuracy of any of the information contained herein, and makes no representations about its suitability for any particular purpose. Users should make their own judgements about those matters and/or seek independent advice. You assume all risks associated with use of the data provided on this page.

# Race Results

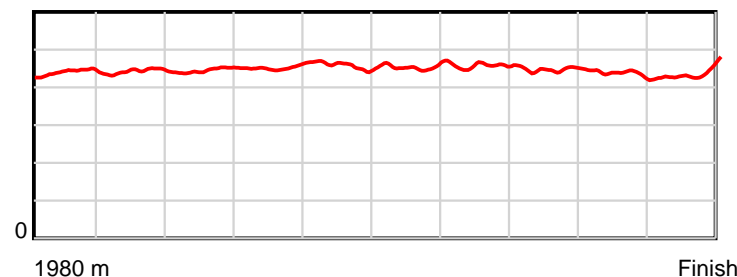
October 25, 2019, Race 7, McMILLAN EQUINE FEEDS SIRES STAKES SERIES (HEAT 5) MOB PACE, Distance 1980m, Addington - Survey 1980m

Result	TAB no.	Horse (Barrier)	1980 to	1800m to	1600m to	1400m to	1200m to	1000m to	800m to	600m to	400m to	200m to	Total or	Margin
7th	4	Dina Bolt (4)	1800m	1600m	1400m	1200m	1000m	800m	600m	400m	200m	WP	Average	
		Position in running (margin)	-	7(6.5)	7(9.4)	7(7.8)	6(6.1)	6(4.2)	6(4.0)	7(5.4)	8(4.4)	8(3.8)		2.30
		Sectional time (s)	13.19	14.70	14.35	14.30	15.24	15.06	15.25	14.69	13.77	13.18		
		Cumulative time (s)	143.73	130.54	115.84	101.49	87.19	71.95	56.89	41.64	26.95	13.18	2:23.73	
		Speed (m/s)	13.64	13.61	13.94	13.99	13.12	13.28	13.11	13.61	14.52	15.17	13.78	
		Stride length (m)	6.05	6.02	6.20	6.33	6.00	6.05	5.99	6.09	6.33	6.68	6.17	
		Stride duration (s)	0.441	0.443	0.445	0.452	0.457	0.456	0.457	0.447	0.436	0.440	0.448	
		Stride efficiency (%)	57.17	56.69	60.07	62.52	56.30	57.22	56.09	57.93	62.68	69.67	59.46	
		Stride count	29.76	33.21	32.26	31.62	33.32	33.05	33.38	32.85	31.58	29.95	320.98	

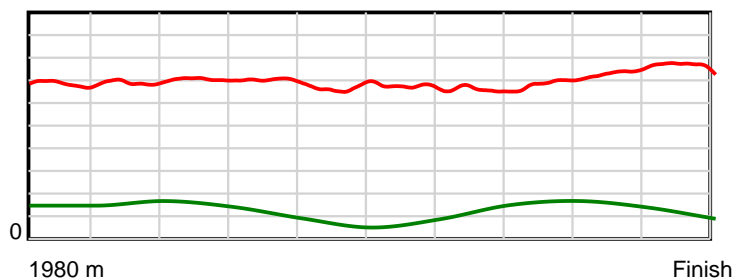
10 m Stride length



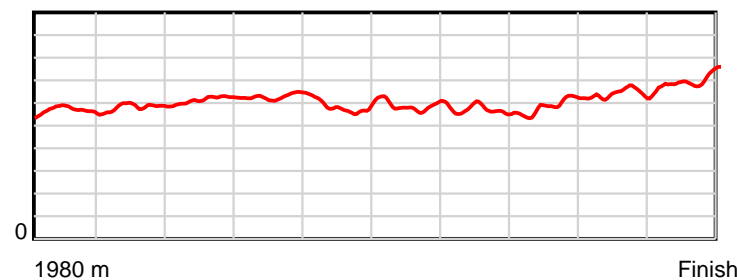
0.6 s Stride duration



20 m/sec Speed



100 % Stride efficiency



Note: Horizontal distance axis grid lines are 200m furlongs.

**Disclaimer.**

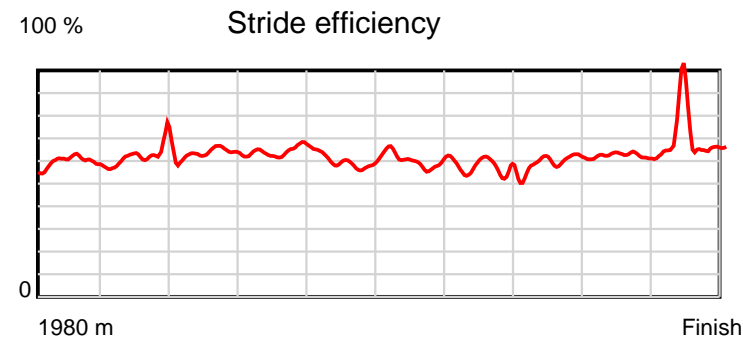
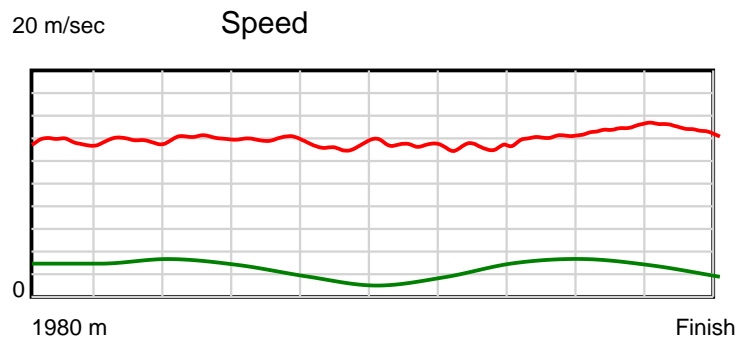
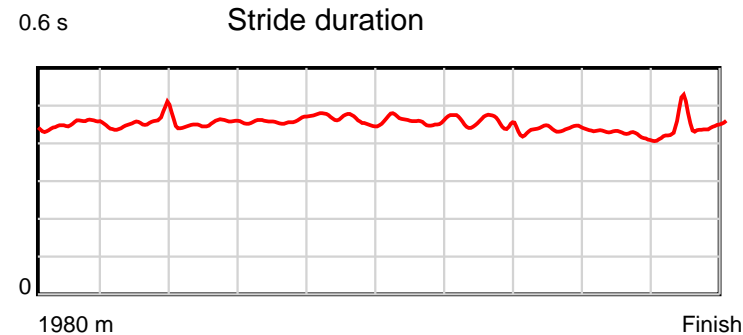
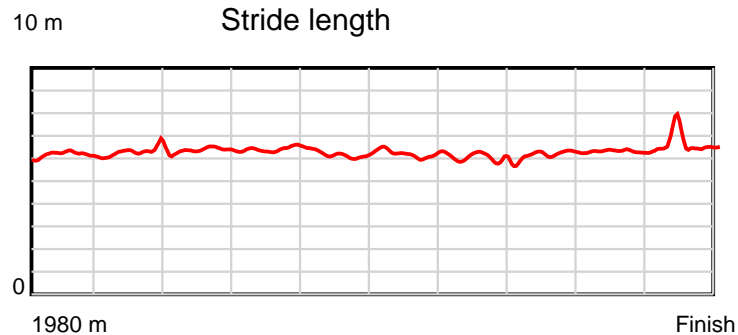
HRNZ and NZMTC and Thoroughbred Ratings Pty Ltd accepts no responsibility for the completeness or accuracy of any of the information contained herein, and makes no representations about its suitability for any particular purpose. Users should make their own judgements about those matters and/or seek independent advice. You assume all risks associated with use of the data provided on this page.



# Race Results

October 25, 2019, Race 7, McMILLAN EQUINE FEEDS SIRES STAKES SERIES (HEAT 5) MOB PACE, Distance 1980m, Addington - Survey 1980m

Result	TAB no.	Horse (Barrier)	1980 to	1800m to	1600m to	1400m to	1200m to	1000m to	800m to	600m to	400m to	200m to	Total or	Margin
8th	12	<b>Skippons Deligh... (11)</b>	<b>1800m</b>	<b>1600m</b>	<b>1400m</b>	<b>1200m</b>	<b>1000m</b>	<b>800m</b>	<b>600m</b>	<b>400m</b>	<b>200m</b>	<b>WP</b>	<b>Average</b>	
		Position in running (margin)	-	8(8.9)	8(12.1)	8(10.1)	8(7.8)	8(5.7)	7(6.2)	8(6.7)	7(4.4)	6(3.0)		3.40
		Sectional time (s)	13.51	14.74	14.30	14.21	15.21	15.15	15.11	14.47	13.63	13.60		
		Cumulative time (s)	143.93	130.42	115.68	101.38	87.17	71.96	56.81	41.70	27.23	13.60	2:23.93	
		Speed (m/s)	13.32	13.57	13.99	14.07	13.15	13.20	13.24	13.82	14.67	14.71	13.76	
		Stride length (m)	6.16	6.17	6.32	6.47	6.11	6.09	6.01	6.06	6.20	6.64	6.22	
		Stride duration (s)	0.451	0.455	0.452	0.460	0.464	0.462	0.454	0.438	0.422	0.452	0.452	
		Stride efficiency (%)	59.23	59.52	62.49	65.41	58.28	58.01	56.43	57.30	60.03	68.87	60.40	
		Stride count	29.24	32.41	31.63	30.91	32.75	32.83	33.28	33.03	32.27	30.13	318.48	



Note: Horizontal distance axis grid lines are 200m furlongs.

**Disclaimer.**

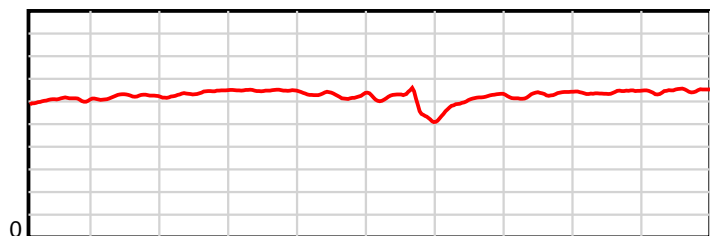
HRNZ and NZMTC and Thoroughbred Ratings Pty Ltd accepts no responsibility for the completeness or accuracy of any of the information contained herein, and makes no representations about its suitability for any particular purpose. Users should make their own judgements about those matters and/or seek independent advice. You assume all risks associated with use of the data provided on this page.

# Race Results

October 25, 2019, Race 7, McMILLAN EQUINE FEEDS SIRES STAKES SERIES (HEAT 5) MOB PACE, Distance 1980m, Addington - Survey 1980m

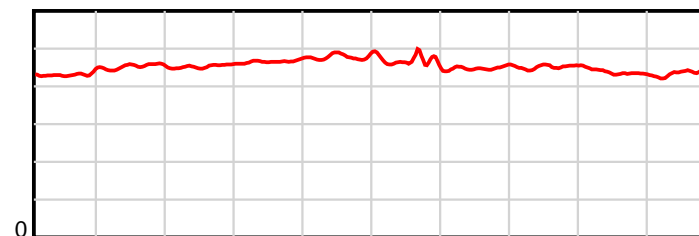
Result	TAB no.	Horse (Barrier)	1980 to	1800m to	1600m to	1400m to	1200m to	1000m to	800m to	600m to	400m to	200m to	Total or	Margin
9th	3	<b>Carlos Bromac (3)</b>	<b>1800m</b>	<b>1600m</b>	<b>1400m</b>	<b>1200m</b>	<b>1000m</b>	<b>800m</b>	<b>600m</b>	<b>400m</b>	<b>200m</b>	<b>WP</b>	<b>Average</b>	
		Position in running (margin)	-	6(5.5)	6(8.5)	6(6.5)	7(6.1)	7(5.5)	11(11.3)	11(9.0)	11(6.6)	9(5.9)		6.10
		Sectional time (s)	12.93	14.71	14.28	14.54	15.45	16.05	14.65	14.46	13.74	13.60		
		Cumulative time (s)	144.41	131.48	116.77	102.49	87.95	72.50	56.45	41.80	27.34	13.60	2:24.41	
		Speed (m/s)	13.92	13.60	14.01	13.76	12.94	12.46	13.65	13.83	14.56	14.71	13.71	
		Stride length (m)	6.02	6.16	6.35	6.42	6.21	5.78	6.13	6.24	6.35	6.48	6.21	
		Stride duration (s)	0.432	0.453	0.453	0.467	0.479	0.464	0.449	0.451	0.436	0.441	0.453	
		Stride efficiency (%)	56.55	59.21	62.97	64.36	60.18	52.13	58.68	60.88	62.92	65.66	60.21	
		Stride count	29.92	32.49	31.50	31.16	32.23	34.63	32.64	32.04	31.52	30.85	318.98	

10 m Stride length



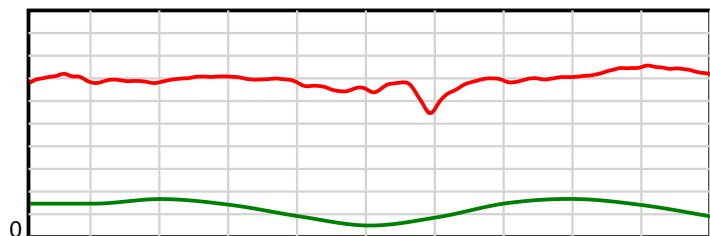
1980 m Finish

0.6 s Stride duration



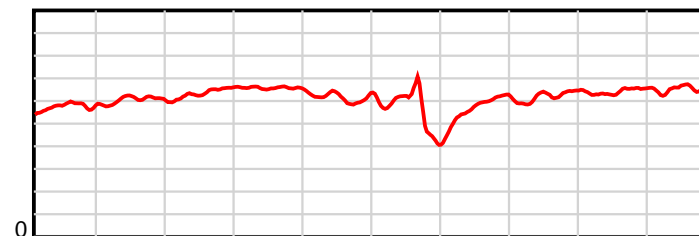
1980 m Finish

20 m/sec Speed



1980 m Finish

100 % Stride efficiency



1980 m Finish

Note: Horizontal distance axis grid lines are 200m furlongs.

## Disclaimer.

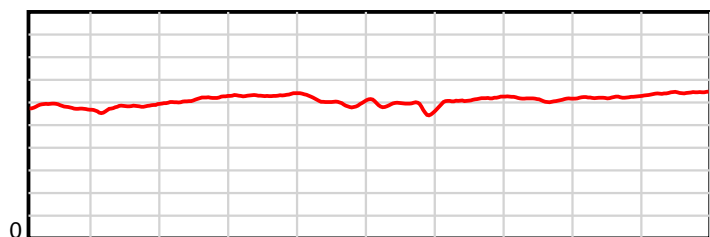
HRNZ and NZMTC and Thoroughbred Ratings Pty Ltd accepts no responsibility for the completeness or accuracy of any of the information contained herein, and makes no representations about its suitability for any particular purpose. Users should make their own judgements about those matters and/or seek independent advice. You assume all risks associated with use of the data provided on this page.

# Race Results

October 25, 2019, Race 7, McMILLAN EQUINE FEEDS SIRES STAKES SERIES (HEAT 5) MOB PACE, Distance 1980m, Addington - Survey 1980m

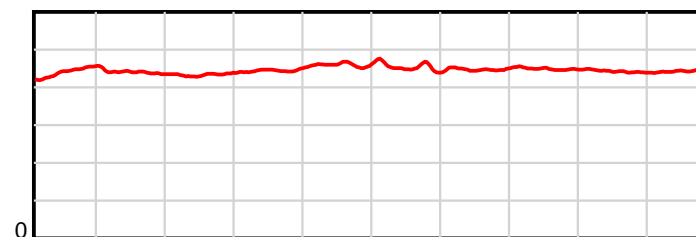
Result	TAB no.	Horse (Barrier)	1980 to	1800m to	1600m to	1400m to	1200m to	1000m to	800m to	600m to	400m to	200m to	Total or	Margin
10th	7	Silent Major (6)	1800m	1600m	1400m	1200m	1000m	800m	600m	400m	200m	WP	Average	
		Position in running (margin)	-	9(10.5)	9(16.1)	9(12.4)	9(9.0)	9(7.1)	9(10.5)	10(7.3)	10(5.9)	11(7.3)		8.90
		Sectional time (s)	13.74	15.14	14.01	14.03	15.23	15.66	14.49	14.62	14.10	13.90		
		Cumulative time (s)	144.92	131.18	116.04	102.03	88.00	72.77	57.11	42.62	28.00	13.90	2:24.92	
		Speed (m/s)	13.10	13.21	14.28	14.26	13.13	12.77	13.80	13.68	14.18	14.39	13.66	
		Stride length (m)	5.77	5.81	6.19	6.34	6.04	5.79	6.18	6.14	6.28	6.42	6.09	
		Stride duration (s)	0.443	0.440	0.433	0.445	0.460	0.453	0.448	0.449	0.442	0.446	0.446	
		Stride efficiency (%)	52.00	52.78	59.84	62.86	57.04	52.38	59.77	58.88	61.59	64.41	57.99	
		Stride count	31.20	34.41	32.32	31.53	33.10	34.54	32.34	32.58	31.86	31.15	325.03	

10 m Stride length



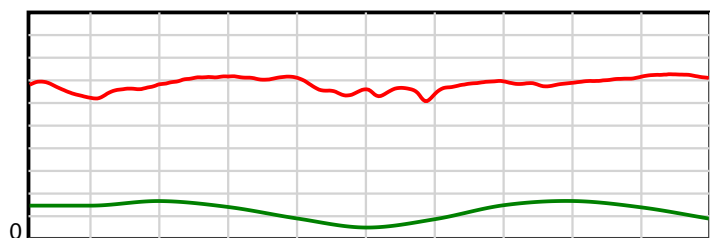
1980 m Finish

0.6 s Stride duration



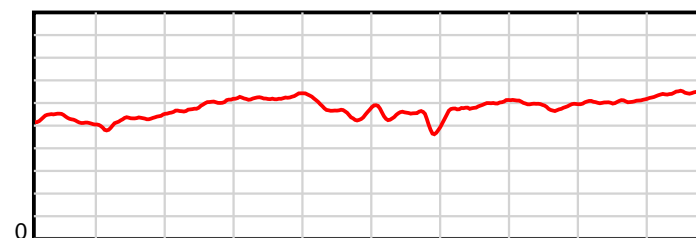
1980 m Finish

20 m/sec Speed



1980 m Finish

100 % Stride efficiency



1980 m Finish

Note: Horizontal distance axis grid lines are 200m furlongs.

## Disclaimer.

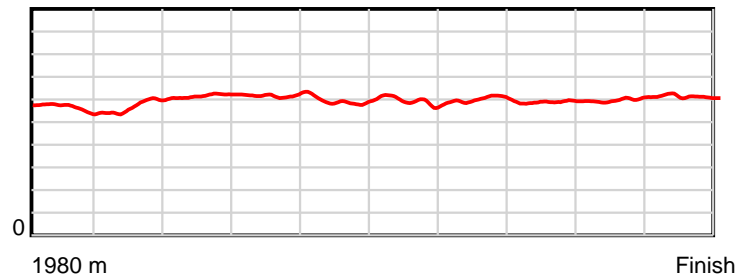
HRNZ and NZMTC and Thoroughbred Ratings Pty Ltd accepts no responsibility for the completeness or accuracy of any of the information contained herein, and makes no representations about its suitability for any particular purpose. Users should make their own judgements about those matters and/or seek independent advice. You assume all risks associated with use of the data provided on this page.

# Race Results

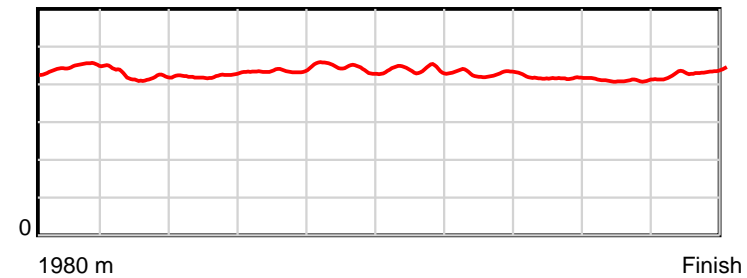
October 25, 2019, Race 7, McMILLAN EQUINE FEEDS SIRES STAKES SERIES (HEAT 5) MOB PACE, Distance 1980m, Addington - Survey 1980m

Result	TAB no.	Horse (Barrier)	1980 to	1800m to	1600m to	1400m to	1200m to	1000m to	800m to	600m to	400m to	200m to	Total or	Margin
11th	8	<b>Cloud Nine (7)</b>	<b>1800m</b>	<b>1600m</b>	<b>1400m</b>	<b>1200m</b>	<b>1000m</b>	<b>800m</b>	<b>600m</b>	<b>400m</b>	<b>200m</b>	<b>WP</b>	<b>Average</b>	
		Position in running (margin)	-	11(13.2)	11(19.2)	11(14.9)	11(12.1)	11(10.4)	10(10.8)	9(6.7)	9(5.4)	10(6.9)		10.90
		Sectional time (s)	14.27	15.21	13.90	14.13	15.27	15.15	14.34	14.64	14.10	14.26		
		Cumulative time (s)	145.27	131.00	115.79	101.89	87.76	72.49	57.34	43.00	28.36	14.26	2:25.27	
		Speed (m/s)	12.61	13.15	14.39	14.15	13.10	13.20	13.95	13.66	14.18	14.03	13.63	
		Stride length (m)	5.63	5.57	6.08	6.17	5.81	5.80	5.98	5.69	5.82	6.09	5.86	
		Stride duration (s)	0.446	0.424	0.423	0.436	0.444	0.440	0.429	0.416	0.410	0.434	0.430	
		Stride efficiency (%)	49.47	48.51	57.75	59.48	52.82	52.65	55.97	50.55	52.88	57.87	53.66	
		Stride count	31.99	35.90	32.90	32.42	34.40	34.46	33.42	35.16	34.38	32.87	337.90	

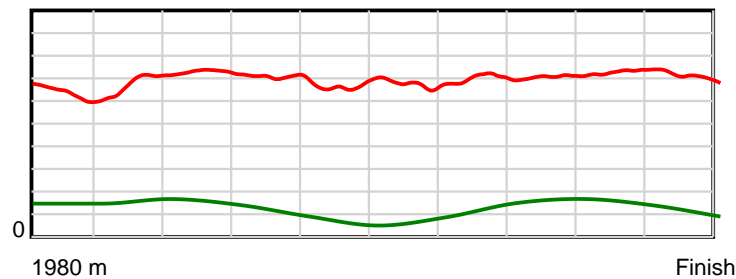
10 m Stride length



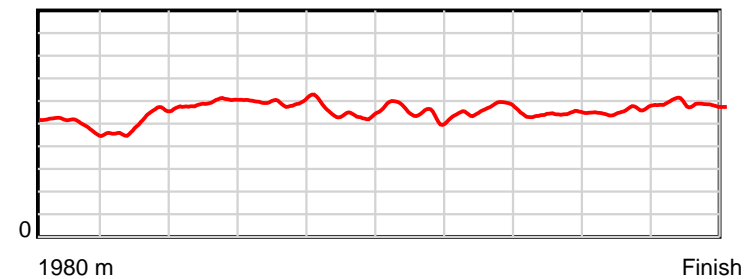
0.6 s Stride duration



20 m/sec Speed



100 % Stride efficiency



Note: Horizontal distance axis grid lines are 200m furlongs.

## Disclaimer.

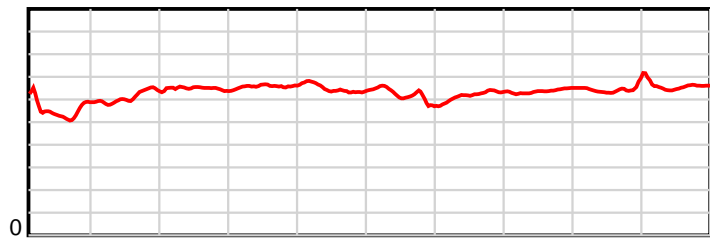
HRNZ and NZMTC and Thoroughbred Ratings Pty Ltd accepts no responsibility for the completeness or accuracy of any of the information contained herein, and makes no representations about its suitability for any particular purpose. Users should make their own judgements about those matters and/or seek independent advice. You assume all risks associated with use of the data provided on this page.

# Race Results

October 25, 2019, Race 7, McMILLAN EQUINE FEEDS SIRES STAKES SERIES (HEAT 5) MOB PACE, Distance 1980m, Addington - Survey 1980m

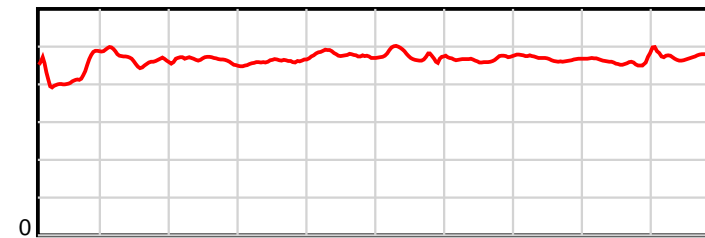
Result	TAB no.	Horse (Barrier)	1980 to	1800m to	1600m to	1400m to	1200m to	1000m to	800m to	600m to	400m to	200m to	Total or	Margin
12th	11	<b>Beez Neez (10)</b>	<b>1800m</b>	<b>1600m</b>	<b>1400m</b>	<b>1200m</b>	<b>1000m</b>	<b>800m</b>	<b>600m</b>	<b>400m</b>	<b>200m</b>	<b>WP</b>	<b>Average</b>	
		Position in running (margin)	-	12(13.9)	12(20.7)	12(18.6)	12(14.7)	12(10.5)	12(13.5)	12(13.4)	12(12.9)	12(14.7)		20.30
		Sectional time (s)	14.39	15.34	14.29	13.93	14.85	15.58	15.00	14.78	14.15	14.66		
		Cumulative time (s)	146.97	132.58	117.24	102.95	89.02	74.17	58.59	43.59	28.81	14.66	2:26.97	
		Speed (m/s)	12.51	13.04	14.00	14.36	13.47	12.84	13.33	13.53	14.13	13.64	13.47	
		Stride length (m)	5.46	6.09	6.49	6.61	6.43	6.08	6.22	6.33	6.50	6.51	6.26	
		Stride duration (s)	0.428	0.467	0.464	0.460	0.478	0.474	0.467	0.467	0.460	0.478	0.465	
		Stride efficiency (%)	46.66	57.92	65.80	68.18	64.62	57.77	60.46	62.54	66.11	66.31	61.32	
		Stride count	32.94	32.85	30.82	30.28	31.10	32.89	32.15	31.61	30.75	30.70	316.09	

10 m Stride length



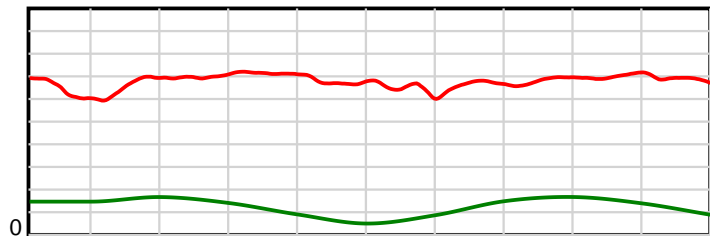
1980 m Finish

0.6 s Stride duration



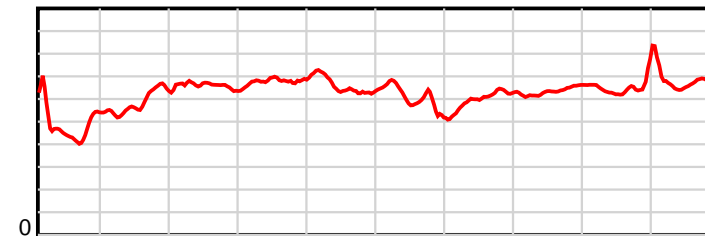
1980 m Finish

20 m/sec Speed



1980 m Finish

100 % Stride efficiency



1980 m Finish

Note: Horizontal distance axis grid lines are 200m furlongs.

## Disclaimer.

HRNZ and NZMTC and Thoroughbred Ratings Pty Ltd accepts no responsibility for the completeness or accuracy of any of the information contained herein, and makes no representations about its suitability for any particular purpose. Users should make their own judgements about those matters and/or seek independent advice. You assume all risks associated with use of the data provided on this page.