



## Race Results

NZ Metropolitan Trotting Club Inc, HRNZ, October 25, 2019

Compilation date: October 25, 2019, 9:18:48 PM (NZDT)

Copyright © 2019 HRNZ and NZMTC. All rights reserved.

### Trademarks.

StrideMASTER is a registered trademark of Thoroughbred Ratings Pty Ltd.

### Disclaimer.

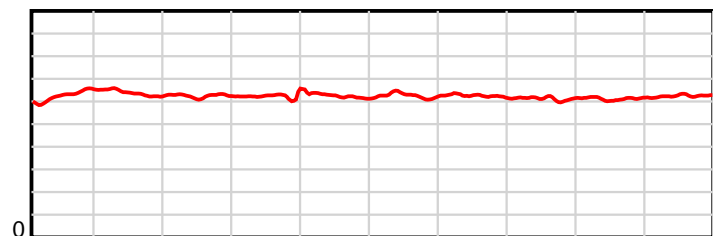
HRNZ and NZMTC and Thoroughbred Ratings Pty Ltd accepts no responsibility for the completeness or accuracy of any of the information contained herein, and makes no representations about its suitability for any particular purpose. Users should make their own judgements about those matters and/or seek independent advice. You assume all risks associated with use of the data provided on this page.

# Race Results

October 25, 2019, Race 8, AVON CITY FORD SUPPORTING ADDINGTON CUP WEEK MOBILE TROT, Distance 1980m, Addington - Survey 1980m

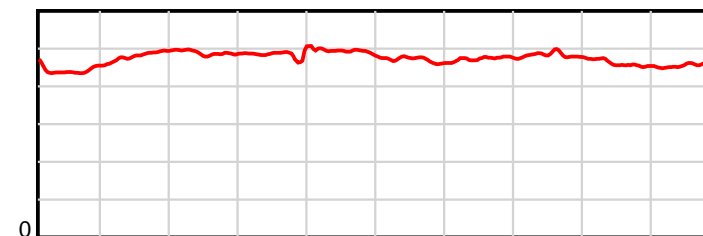
Result	TAB no.	Horse (Barrier)	1980 to	1800m to	1600m to	1400m to	1200m to	1000m to	800m to	600m to	400m to	200m to	Total or	Margin
1st	3	Miss Moppet (4)	1800m	1600m	1400m	1200m	1000m	800m	600m	400m	200m	WP	Average	
		Position in running (margin)	-	1(0.0)	1(0.0)	1(0.0)	1(0.0)	1(0.0)	1(0.0)	1(0.0)	1(0.0)	1(0.0)		0.00
		Sectional time (s)	12.67	15.24	15.56	15.48	15.81	15.13	15.14	15.73	14.89	14.73		
		Cumulative time (s)	150.38	137.71	122.47	106.91	91.43	75.62	60.49	45.35	29.62	14.73	2:30.38	
		Speed (m/s)	14.21	13.12	12.85	12.92	12.65	13.22	13.21	12.71	13.43	13.58	13.17	
		Stride length (m)	6.29	6.33	6.28	6.16	6.22	6.21	6.26	6.13	6.18	6.26	6.23	
		Stride duration (s)	0.441	0.483	0.488	0.477	0.492	0.470	0.474	0.483	0.460	0.461	0.473	
		Stride efficiency (%)	61.90	62.70	61.62	59.34	60.51	60.26	61.17	58.79	59.59	61.24	60.68	
		Stride count	28.60	31.57	31.85	32.46	32.14	32.21	31.97	32.61	32.39	31.95	317.75	

10 m Stride length



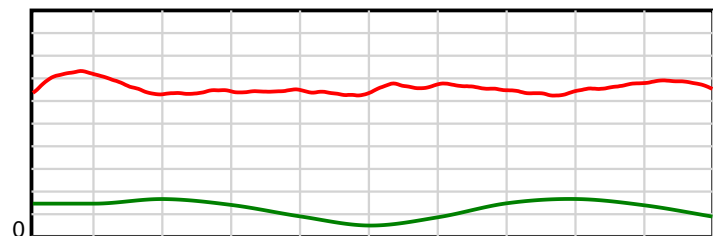
1980 m Finish

0.6 s Stride duration



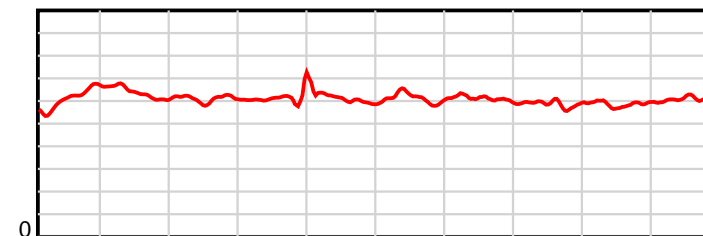
1980 m Finish

20 m/sec Speed



1980 m Finish

100 % Stride efficiency



1980 m Finish

Note: Horizontal distance axis grid lines are 200m furlongs.

## Disclaimer.

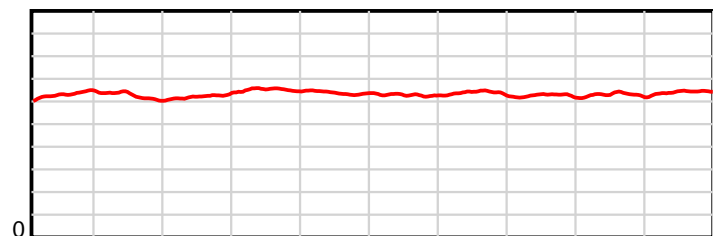
HRNZ and NZMTC and Thoroughbred Ratings Pty Ltd accepts no responsibility for the completeness or accuracy of any of the information contained herein, and makes no representations about its suitability for any particular purpose. Users should make their own judgements about those matters and/or seek independent advice. You assume all risks associated with use of the data provided on this page.

# Race Results

October 25, 2019, Race 8, AVON CITY FORD SUPPORTING ADDINGTON CUP WEEK MOBILE TROT, Distance 1980m, Addington - Survey 1980m

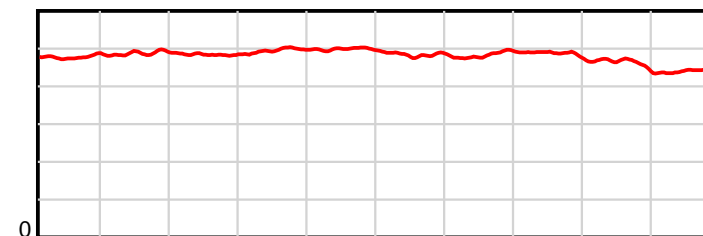
Result	TAB no.	Horse (Barrier)	1980 to	1800m to	1600m to	1400m to	1200m to	1000m to	800m to	600m to	400m to	200m to	Total or	Margin
2nd	10	<b>Mikemaro (10)</b>	<b>1800m</b>	<b>1600m</b>	<b>1400m</b>	<b>1200m</b>	<b>1000m</b>	<b>800m</b>	<b>600m</b>	<b>400m</b>	<b>200m</b>	<b>WP</b>	<b>Average</b>	
		Position in running (margin)	-	12(8.2)	12(10.4)	10(10.3)	10(9.0)	11(8.9)	12(11.1)	11(11.1)	11(10.5)	8(10.3)		4.70
		Sectional time (s)	14.05	15.59	15.55	15.26	15.80	15.49	15.14	15.62	14.86	13.79		
		Cumulative time (s)	151.15	137.10	121.51	105.96	90.70	74.90	59.41	44.27	28.65	13.79	2:31.15	
		Speed (m/s)	12.81	12.83	12.86	13.11	12.66	12.91	13.21	12.80	13.46	14.50	13.10	
		Stride length (m)	6.38	6.25	6.23	6.49	6.31	6.26	6.38	6.24	6.21	6.42	6.32	
		Stride duration (s)	0.479	0.487	0.484	0.495	0.498	0.485	0.483	0.487	0.462	0.443	0.482	
		Stride efficiency (%)	63.59	61.08	60.66	65.85	62.15	61.23	63.68	60.76	60.34	64.47	62.33	
		Stride count	28.22	31.99	32.10	30.81	31.71	31.95	31.33	32.07	32.18	31.14	313.50	

10 m Stride length



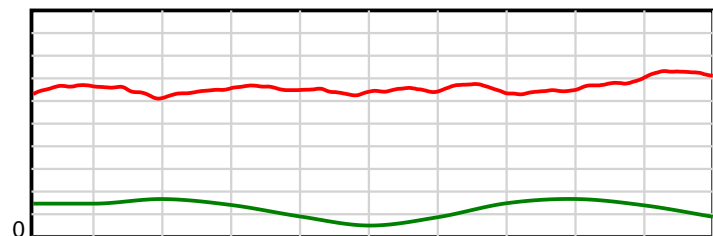
1980 m Finish

0.6 s Stride duration



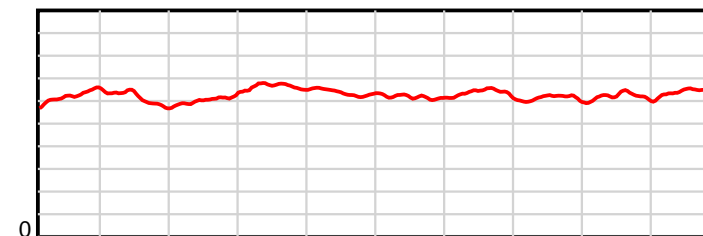
1980 m Finish

20 m/sec Speed



1980 m Finish

100 % Stride efficiency



1980 m Finish

Note: Horizontal distance axis grid lines are 200m furlongs.

## Disclaimer.

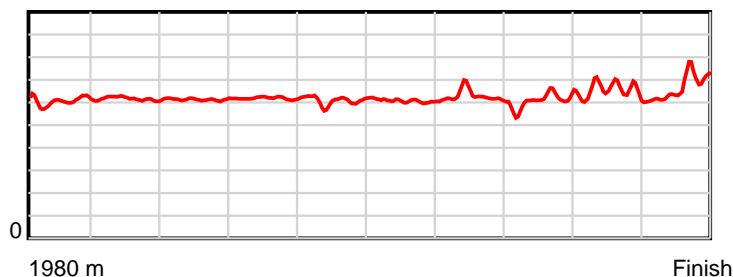
HRNZ and NZMTC and Thoroughbred Ratings Pty Ltd accepts no responsibility for the completeness or accuracy of any of the information contained herein, and makes no representations about its suitability for any particular purpose. Users should make their own judgements about those matters and/or seek independent advice. You assume all risks associated with use of the data provided on this page.

# Race Results

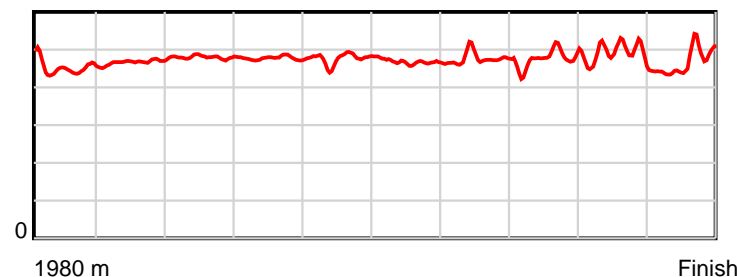
October 25, 2019, Race 8, AVON CITY FORD SUPPORTING ADDINGTON CUP WEEK MOBILE TROT, Distance 1980m, Addington - Survey 1980m

Result	TAB no.	Horse (Barrier)	1980 to	1800m to	1600m to	1400m to	1200m to	1000m to	800m to	600m to	400m to	200m to	Total or	Margin
3rd	11	<b>Chivasion (11)</b>	<b>1800m</b>	<b>1600m</b>	<b>1400m</b>	<b>1200m</b>	<b>1000m</b>	<b>800m</b>	<b>600m</b>	<b>400m</b>	<b>200m</b>	<b>WP</b>	<b>Average</b>	
		Position in running (margin)	-	11(7.0)	7(7.0)	7(7.2)	8(6.7)	9(8.8)	9(9.2)	8(8.3)	7(9.7)			4.90
		Sectional time (s)	13.85	15.23	15.59	15.40	15.82	15.47	15.20	15.60	15.10	14.02		
		Cumulative time (s)	151.28	137.43	122.20	106.61	91.21	75.39	59.92	44.72	29.12	14.02	2:31.28	
		Speed (m/s)	13.00	13.13	12.83	12.99	12.64	12.93	13.16	12.82	13.25	14.27	13.09	
		Stride length (m)	6.03	6.13	6.14	6.19	5.98	6.02	6.24	6.06	6.36	6.58	6.17	
		Stride duration (s)	0.445	0.467	0.479	0.477	0.473	0.466	0.474	0.472	0.480	0.462	0.471	
		Stride efficiency (%)	56.84	58.78	58.98	59.86	55.95	56.64	60.76	57.34	63.12	67.76	59.49	
		Stride count	29.84	32.61	32.55	32.31	33.43	33.22	32.08	33.02	31.47	30.37	320.90	

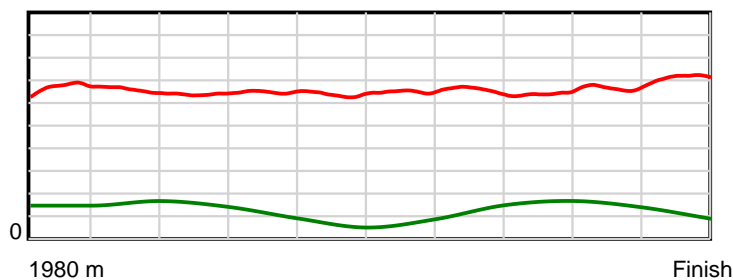
10 m Stride length



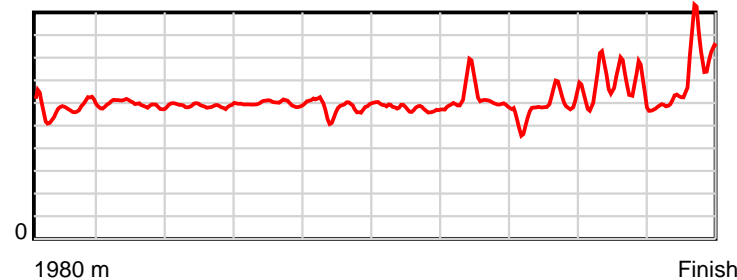
0.6 s Stride duration



20 m/sec Speed



100 % Stride efficiency



Note: Horizontal distance axis grid lines are 200m furlongs.

## Disclaimer.

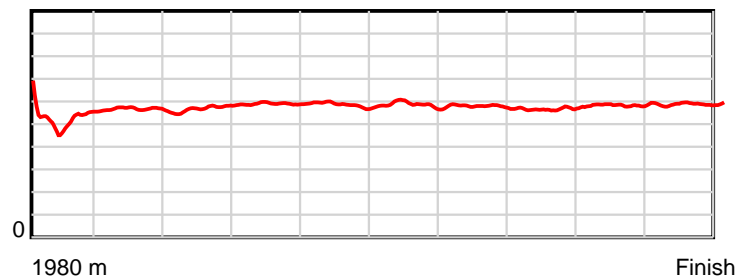
HRNZ and NZMTC and Thoroughbred Ratings Pty Ltd accepts no responsibility for the completeness or accuracy of any of the information contained herein, and makes no representations about its suitability for any particular purpose. Users should make their own judgements about those matters and/or seek independent advice. You assume all risks associated with use of the data provided on this page.

# Race Results

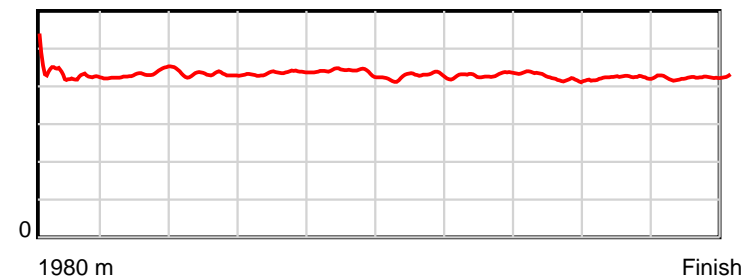
October 25, 2019, Race 8, AVON CITY FORD SUPPORTING ADDINGTON CUP WEEK MOBILE TROT, Distance 1980m, Addington - Survey 1980m

Result	TAB no.	Horse (Barrier)	1980 to	1800m to	1600m to	1400m to	1200m to	1000m to	800m to	600m to	400m to	200m to	Total or	Margin
4th	7	Quaestor (7)	1800m	1600m	1400m	1200m	1000m	800m	600m	400m	200m	WP	Average	
		Position in running (margin)	-	14(14.6)	14(17.6)	13(17.3)	13(12.8)	13(11.2)	11(11.0)	10(9.4)	7(7.8)	5(8.5)		5.80
		Sectional time (s)	15.10	15.75	15.49	14.73	15.54	15.10	14.87	15.47	15.01	14.19		
		Cumulative time (s)	151.25	136.15	120.40	104.91	90.18	74.64	59.54	44.67	29.20	14.19	2:31.25	
		Speed (m/s)	11.92	12.70	12.91	13.58	12.87	13.25	13.45	12.93	13.32	14.09	13.09	
		Stride length (m)	5.14	5.51	5.57	5.92	5.64	5.65	5.80	5.46	5.66	5.97	5.63	
		Stride duration (s)	0.427	0.434	0.432	0.436	0.438	0.427	0.431	0.422	0.425	0.424	0.430	
		Stride efficiency (%)	41.32	47.41	48.51	54.68	49.72	49.90	52.62	46.54	50.04	55.73	49.49	
		Stride count	35.01	36.31	35.90	33.81	35.46	35.39	34.47	36.65	35.34	33.49	351.83	

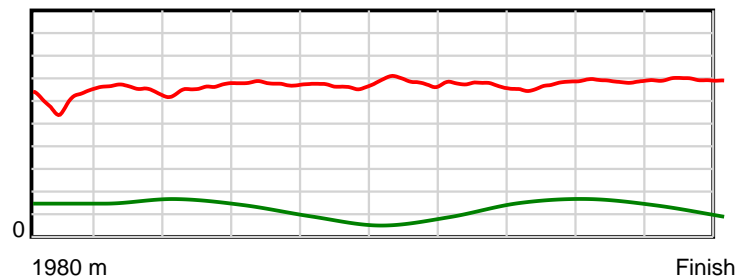
10 m Stride length



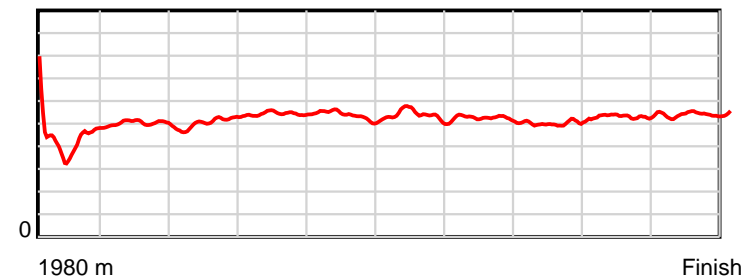
0.6 s Stride duration



20 m/sec Speed



100 % Stride efficiency



Note: Horizontal distance axis grid lines are 200m furlongs.

## Disclaimer.

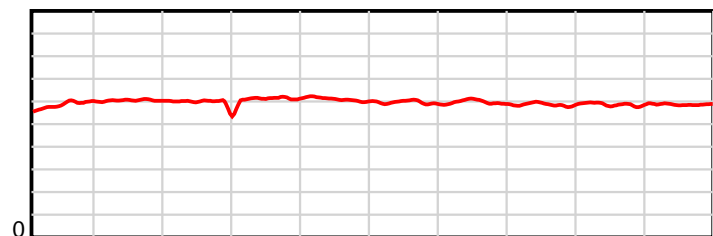
HRNZ and NZMTC and Thoroughbred Ratings Pty Ltd accepts no responsibility for the completeness or accuracy of any of the information contained herein, and makes no representations about its suitability for any particular purpose. Users should make their own judgements about those matters and/or seek independent advice. You assume all risks associated with use of the data provided on this page.

# Race Results

October 25, 2019, Race 8, AVON CITY FORD SUPPORTING ADDINGTON CUP WEEK MOBILE TROT, Distance 1980m, Addington - Survey 1980m

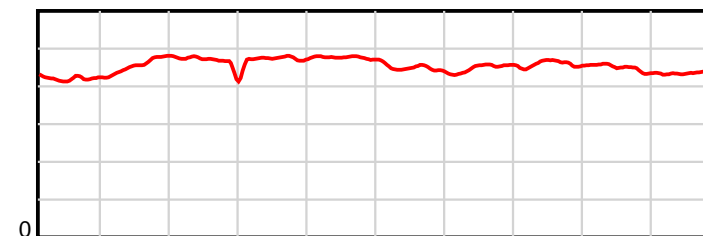
Result	TAB no.	Horse (Barrier)	1980 to	1800m to	1600m to	1400m to	1200m to	1000m to	800m to	600m to	400m to	200m to	Total or	Margin
5th	1	<b>Chasing Great (2)</b>	<b>1800m</b>	<b>1600m</b>	<b>1400m</b>	<b>1200m</b>	<b>1000m</b>	<b>800m</b>	<b>600m</b>	<b>400m</b>	<b>200m</b>	<b>WP</b>	<b>Average</b>	
		Position in running (margin)	-	4(1.9)	2(2.2)	2(2.4)	2(2.6)	2(2.6)	3(2.5)	3(2.6)	3(2.6)	3(4.5)		6.00
		Sectional time (s)	13.00	15.28	15.59	15.51	15.82	15.10	15.16	15.73	15.21	15.15		
		Cumulative time (s)	151.55	138.55	123.27	107.68	92.17	76.35	61.25	46.09	30.36	15.15	2:31.55	
		Speed (m/s)	13.85	13.09	12.83	12.89	12.64	13.25	13.19	12.71	13.15	13.20	13.07	
		Stride length (m)	5.86	5.99	5.93	6.11	6.02	5.93	5.93	5.83	5.90	5.78	5.93	
		Stride duration (s)	0.420	0.458	0.462	0.474	0.476	0.448	0.450	0.459	0.448	0.438	0.454	
		Stride efficiency (%)	53.73	56.09	54.95	58.41	56.58	54.91	54.99	53.16	54.35	52.17	54.91	
		Stride count	30.70	33.38	33.73	32.71	33.24	33.74	33.72	34.29	33.91	34.61	334.03	

10 m Stride length



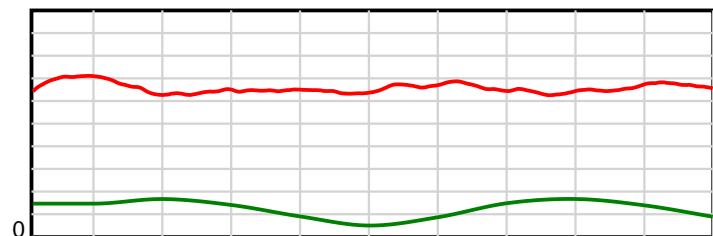
1980 m Finish

0.6 s Stride duration



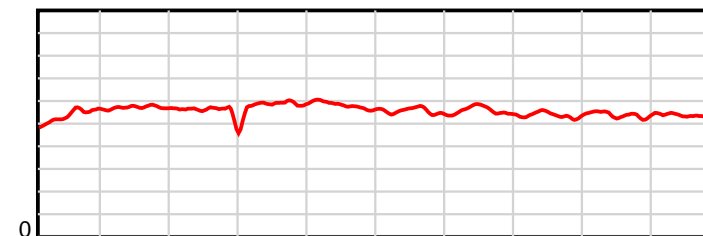
1980 m Finish

20 m/sec Speed



1980 m Finish

100 % Stride efficiency



1980 m Finish

Note: Horizontal distance axis grid lines are 200m furlongs.

## Disclaimer.

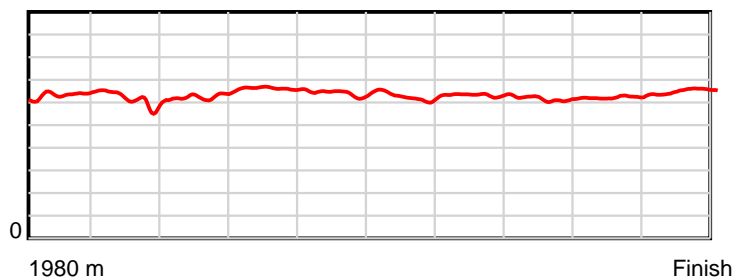
HRNZ and NZMTC and Thoroughbred Ratings Pty Ltd accepts no responsibility for the completeness or accuracy of any of the information contained herein, and makes no representations about its suitability for any particular purpose. Users should make their own judgements about those matters and/or seek independent advice. You assume all risks associated with use of the data provided on this page.

# Race Results

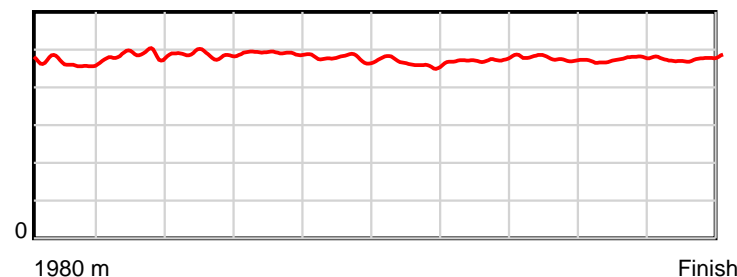
October 25, 2019, Race 8, AVON CITY FORD SUPPORTING ADDINGTON CUP WEEK MOBILE TROT, Distance 1980m, Addington - Survey 1980m

Result	TAB no.	Horse (Barrier)	1980 to	1800m to	1600m to	1400m to	1200m to	1000m to	800m to	600m to	400m to	200m to	Total or	Margin
6th	13	Rachmaninov (13)	1800m	1600m	1400m	1200m	1000m	800m	600m	400m	200m	WP	Average	
		Position in running (margin)	-	9(5.2)	11(10.4)	12(11.7)	9(7.6)	7(5.7)	6(6.6)	4(5.4)	4(5.9)	4(8.0)		6.60
		Sectional time (s)	13.54	16.10	15.77	14.80	15.50	15.29	14.94	15.80	15.25	14.53		
		Cumulative time (s)	151.52	137.98	121.88	106.11	91.31	75.81	60.52	45.58	29.78	14.53	2:31.52	
		Speed (m/s)	13.29	12.42	12.68	13.51	12.90	13.08	13.39	12.66	13.11	13.76	13.07	
		Stride length (m)	6.35	6.04	6.17	6.64	6.15	6.07	6.34	6.02	6.22	6.54	6.25	
		Stride duration (s)	0.464	0.486	0.487	0.491	0.477	0.464	0.474	0.476	0.475	0.476	0.478	
		Stride efficiency (%)	63.03	57.04	59.50	68.93	59.13	57.63	62.89	56.69	60.55	66.92	61.03	
		Stride count	28.34	33.10	32.41	30.11	32.51	32.93	31.53	33.20	32.13	30.56	316.82	

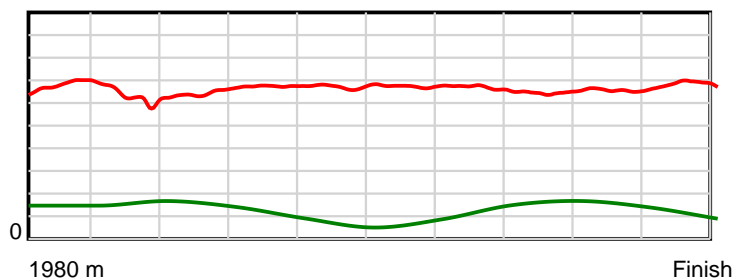
10 m Stride length



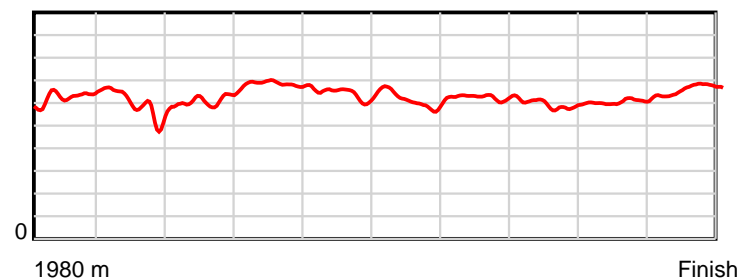
0.6 s Stride duration



20 m/sec Speed



100 % Stride efficiency



Note: Horizontal distance axis grid lines are 200m furlongs.

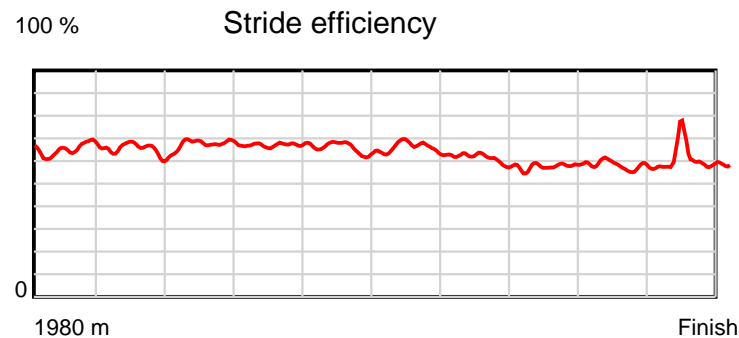
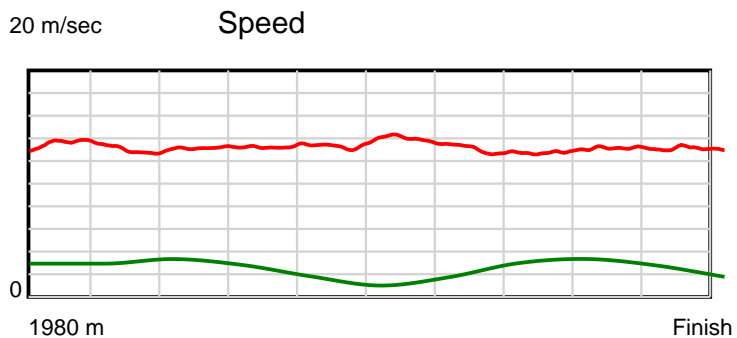
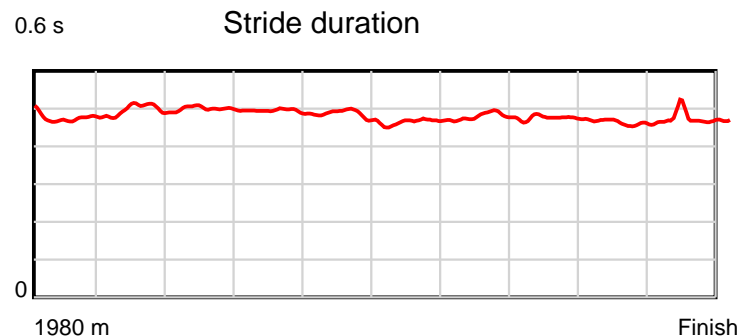
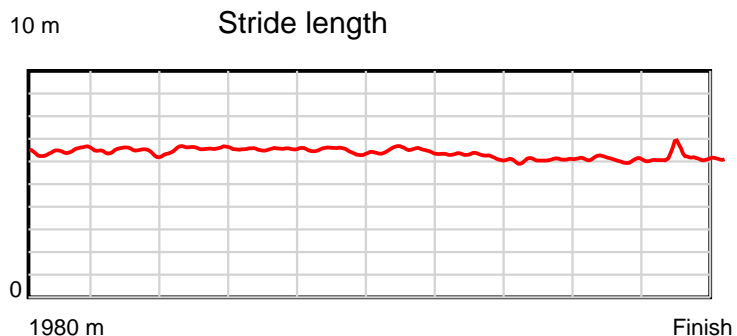
## Disclaimer.

HRNZ and NZMTC and Thoroughbred Ratings Pty Ltd accepts no responsibility for the completeness or accuracy of any of the information contained herein, and makes no representations about its suitability for any particular purpose. Users should make their own judgements about those matters and/or seek independent advice. You assume all risks associated with use of the data provided on this page.

# Race Results

October 25, 2019, Race 8, AVON CITY FORD SUPPORTING ADDINGTON CUP WEEK MOBILE TROT, Distance 1980m, Addington - Survey 1980m

Result	TAB no.	Horse (Barrier)	1980 to	1800m to	1600m to	1400m to	1200m to	1000m to	800m to	600m to	400m to	200m to	Total or	Margin
7th	16	<b>Tonique De Feu (0)</b>	<b>1800m</b>	<b>1600m</b>	<b>1400m</b>	<b>1200m</b>	<b>1000m</b>	<b>800m</b>	<b>600m</b>	<b>400m</b>	<b>200m</b>	<b>WP</b>	<b>Average</b>	
		Position in running (margin)	-	10(5.6)	10(9.8)	9(10.0)	6(5.6)	6(4.7)	2(0.7)	2(1.1)	2(1.3)	2(3.6)		6.70
		Sectional time (s)	13.60	15.94	15.60	14.74	15.66	14.47	15.21	15.76	15.27	15.48		
		Cumulative time (s)	151.73	138.13	122.19	106.59	91.85	76.19	61.72	46.51	30.75	15.48	2:31.73	
		Speed (m/s)	13.24	12.55	12.82	13.57	12.77	13.82	13.15	12.69	13.10	12.92	13.05	
		Stride length (m)	6.48	6.23	6.41	6.70	6.14	6.45	6.29	6.03	6.06	6.12	6.28	
		Stride duration (s)	0.472	0.497	0.500	0.494	0.481	0.467	0.479	0.476	0.462	0.474	0.481	
		Stride efficiency (%)	65.65	60.64	64.26	70.10	58.96	65.00	61.90	56.89	57.31	58.51	61.69	
		Stride count	27.77	32.11	31.19	29.86	32.56	31.01	31.78	33.15	33.02	32.69	315.14	



Note: Horizontal distance axis grid lines are 200m furlongs.

**Disclaimer.**

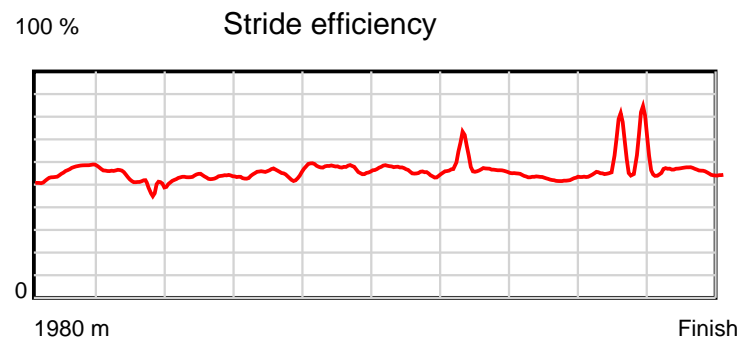
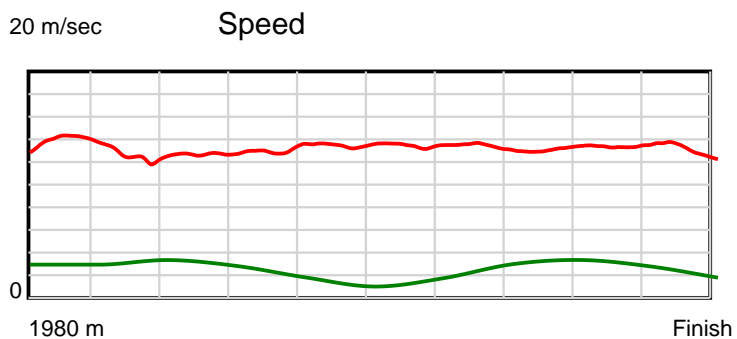
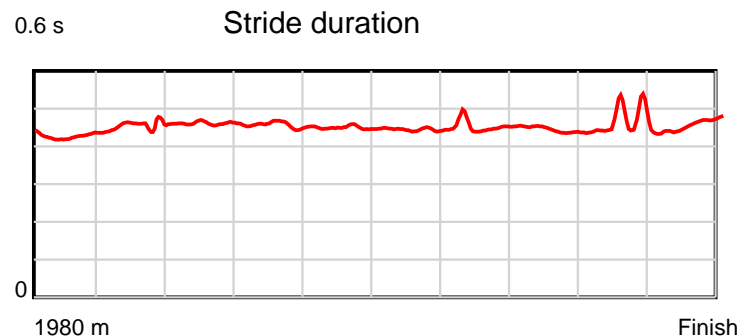
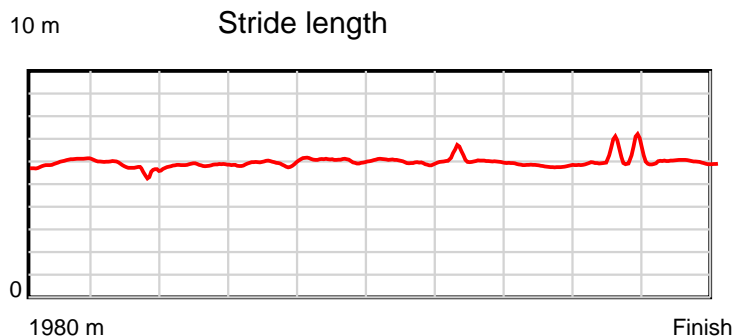
HRNZ and NZMTC and Thoroughbred Ratings Pty Ltd accepts no responsibility for the completeness or accuracy of any of the information contained herein, and makes no representations about its suitability for any particular purpose. Users should make their own judgements about those matters and/or seek independent advice. You assume all risks associated with use of the data provided on this page.



# Race Results

October 25, 2019, Race 8, AVON CITY FORD SUPPORTING ADDINGTON CUP WEEK MOBILE TROT, Distance 1980m, Addington - Survey 1980m

Result	TAB no.	Horse (Barrier)	1980 to	1800m to	1600m to	1400m to	1200m to	1000m to	800m to	600m to	400m to	200m to	Total or	Margin
8th	12	Natives Lastin... (12)	1800m	1600m	1400m	1200m	1000m	800m	600m	400m	200m	WP	Average	
		Position in running (margin)	-	6(2.8)	9(7.6)	11(10.6)	12(10.0)	10(7.9)	8(8.7)	7(7.6)	6(6.8)	6(8.7)		11.90
		Sectional time (s)	13.13	16.04	16.06	15.37	15.48	15.26	14.96	15.59	15.21	15.42		
		Cumulative time (s)	152.52	139.39	123.35	107.29	91.92	76.44	61.18	46.22	30.63	15.42	2:32.52	
		Speed (m/s)	13.71	12.47	12.45	13.01	12.92	13.11	13.37	12.83	13.15	12.97	12.98	
		Stride length (m)	5.97	5.63	5.74	5.94	5.80	5.83	6.03	5.68	6.07	5.97	5.86	
		Stride duration (s)	0.426	0.451	0.461	0.456	0.449	0.444	0.451	0.443	0.462	0.460	0.452	
		Stride efficiency (%)	55.68	49.50	51.55	55.12	52.63	53.05	56.79	50.48	57.65	55.68	53.69	
		Stride count	30.16	35.54	34.82	33.67	34.46	34.33	33.18	35.19	32.93	33.51	337.79	



Note: Horizontal distance axis grid lines are 200m furlongs.

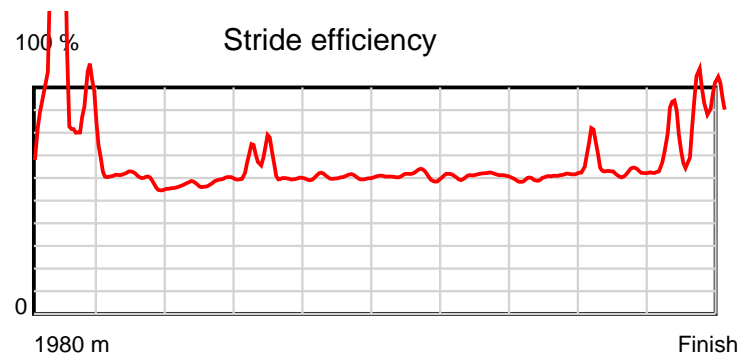
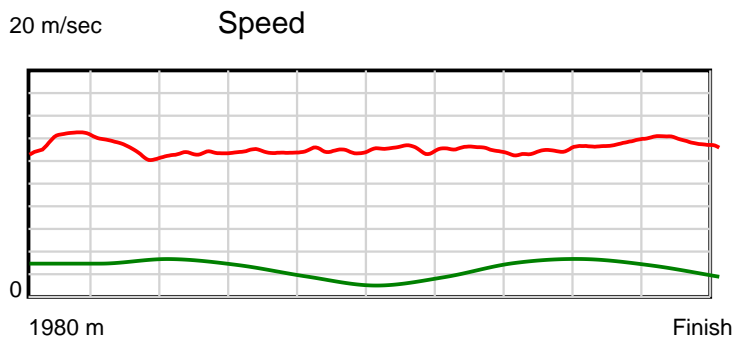
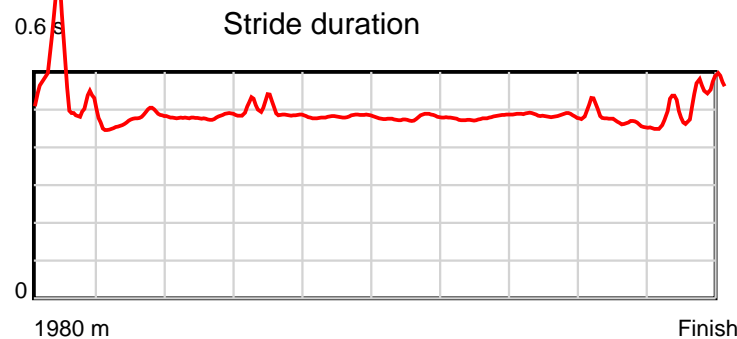
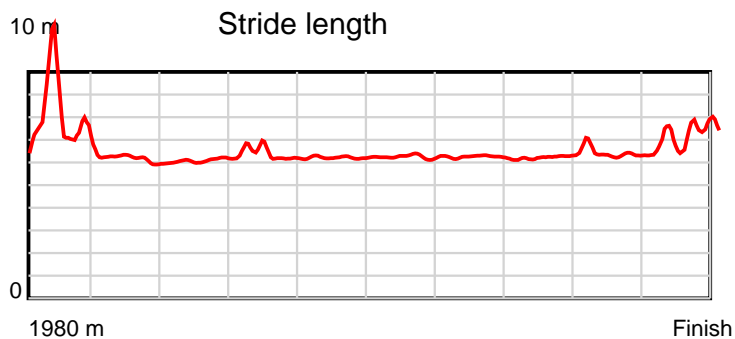
#### Disclaimer.

HRNZ and NZMTC and Thoroughbred Ratings Pty Ltd accepts no responsibility for the completeness or accuracy of any of the information contained herein, and makes no representations about its suitability for any particular purpose. Users should make their own judgements about those matters and/or seek independent advice. You assume all risks associated with use of the data provided on this page.

# Race Results

October 25, 2019, Race 8, AVON CITY FORD SUPPORTING ADDINGTON CUP WEEK MOBILE TROT, Distance 1980m, Addington - Survey 1980m

Result	TAB no.	Horse (Barrier)	1980 to	1800m to	1600m to	1400m to	1200m to	1000m to	800m to	600m to	400m to	200m to	Total or	Margin
9th	8	Prince Teka (8)	1800m	1600m	1400m	1200m	1000m	800m	600m	400m	200m	WP	Average	
		Position in running (margin)	-	2(0.4)	4(4.0)	5(6.5)	8(7.1)	9(7.2)	10(9.8)	12(11.2)	12(12.4)	11(13.7)		12.10
		Sectional time (s)	12.74	15.84	15.97	15.58	15.84	15.56	15.37	15.93	15.10	14.86		
		Cumulative time (s)	152.79	140.05	124.21	108.24	92.66	76.82	61.26	45.89	29.96	14.86	2:32.79	
		Speed (m/s)	14.13	12.63	12.52	12.84	12.63	12.85	13.01	12.55	13.25	13.46	12.96	
		Stride length (m)	7.18	5.98	6.01	6.34	6.08	6.15	6.24	6.09	6.18	6.87	6.28	
		Stride duration (s)	0.505	0.474	0.480	0.494	0.481	0.478	0.479	0.485	0.467	0.510	0.485	
		Stride efficiency (%)	80.49	55.97	56.50	62.78	57.76	59.08	60.78	57.96	59.76	73.76	61.70	
		Stride count	25.08	33.42	33.26	31.55	32.90	32.53	32.07	32.84	32.34	29.11	315.10	



Note: Horizontal distance axis grid lines are 200m furlongs.

**Disclaimer.**

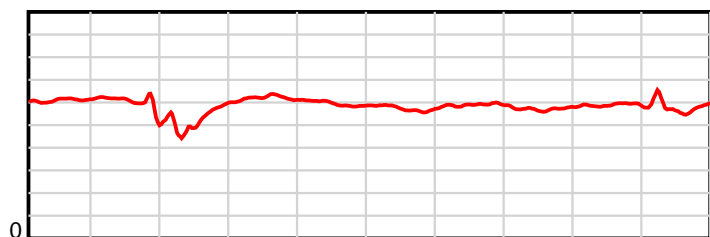
HRNZ and NZMTC and Thoroughbred Ratings Pty Ltd accepts no responsibility for the completeness or accuracy of any of the information contained herein, and makes no representations about its suitability for any particular purpose. Users should make their own judgements about those matters and/or seek independent advice. You assume all risks associated with use of the data provided on this page.

# Race Results

October 25, 2019, Race 8, AVON CITY FORD SUPPORTING ADDINGTON CUP WEEK MOBILE TROT, Distance 1980m, Addington - Survey 1980m

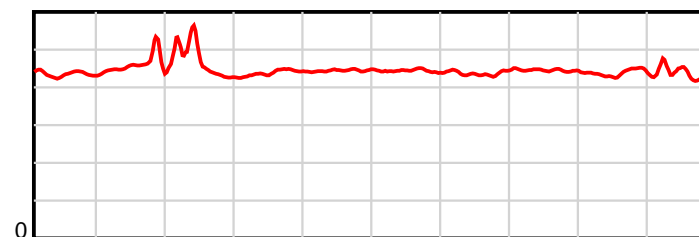
Result	TAB no.	Horse (Barrier)	1980 to	1800m to	1600m to	1400m to	1200m to	1000m to	800m to	600m to	400m to	200m to	Total or	Margin
10th	14	<b>Sioux Princess (1)</b>	<b>1800m</b>	<b>1600m</b>	<b>1400m</b>	<b>1200m</b>	<b>1000m</b>	<b>800m</b>	<b>600m</b>	<b>400m</b>	<b>200m</b>	<b>WP</b>	<b>Average</b>	
		Position in running (margin)	-	13(10.3)	13(14.0)	14(27.0)	14(19.0)	14(13.8)	14(16.0)	14(14.1)	13(12.7)	10(12.0)		13.70
		Sectional time (s)	14.39	15.85	17.73	14.14	14.94	15.50	14.82	15.51	14.77	15.24		
		Cumulative time (s)	152.89	138.50	122.65	104.92	90.78	75.84	60.34	45.52	30.01	15.24	2:32.89	
		Speed (m/s)	12.51	12.62	11.28	14.14	13.39	12.90	13.50	12.89	13.54	13.12	12.95	
		Stride length (m)	6.09	5.71	5.15	6.21	5.95	5.72	5.92	5.72	5.93	5.72	5.80	
		Stride duration (s)	0.434	0.453	0.456	0.439	0.445	0.443	0.438	0.444	0.438	0.436	0.448	
		Stride efficiency (%)	57.86	50.99	41.40	60.34	55.34	51.12	54.70	51.19	54.97	51.20	52.50	
		Stride count	29.58	35.01	38.85	32.19	33.61	34.97	33.80	34.94	33.72	34.94	341.61	

10 m Stride length



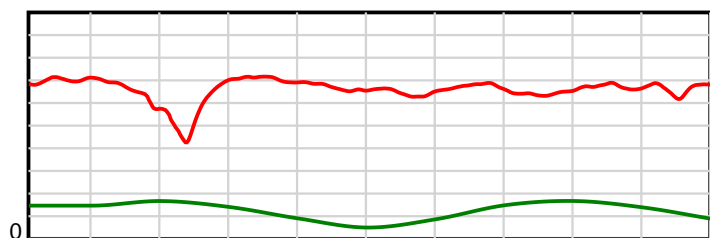
1980 m Finish

0.6 s Stride duration



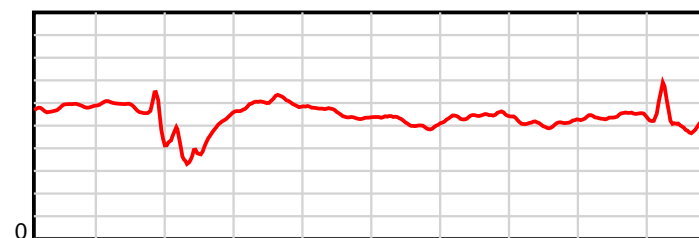
1980 m Finish

20 m/sec Speed



1980 m Finish

100 % Stride efficiency



1980 m Finish

Note: Horizontal distance axis grid lines are 200m furlongs.

## Disclaimer.

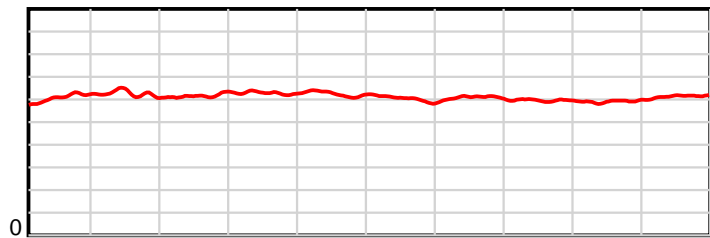
HRNZ and NZMTC and Thoroughbred Ratings Pty Ltd accepts no responsibility for the completeness or accuracy of any of the information contained herein, and makes no representations about its suitability for any particular purpose. Users should make their own judgements about those matters and/or seek independent advice. You assume all risks associated with use of the data provided on this page.

# Race Results

October 25, 2019, Race 8, AVON CITY FORD SUPPORTING ADDINGTON CUP WEEK MOBILE TROT, Distance 1980m, Addington - Survey 1980m

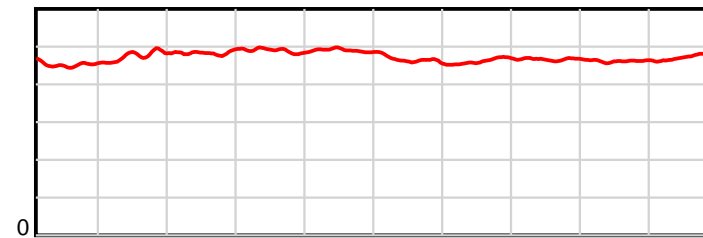
Result	TAB no.	Horse (Barrier)	1980 to	1800m to	1600m to	1400m to	1200m to	1000m to	800m to	600m to	400m to	200m to	Total or	Margin
11th	2	Foreigner (3)	1800m	1600m	1400m	1200m	1000m	800m	600m	400m	200m	WP	Average	
		Position in running (margin)	-	8(4.3)	3(3.7)	4(4.4)	4(4.7)	4(4.4)	5(6.3)	6(7.0)	5(6.2)	9(10.6)		14.10
		Sectional time (s)	13.39	15.13	15.68	15.52	15.77	15.45	15.26	15.60	15.62	15.59		
		Cumulative time (s)	153.01	139.62	124.49	108.81	93.29	77.52	62.07	46.81	31.21	15.59	2:33.01	
		Speed (m/s)	13.45	13.22	12.76	12.89	12.68	12.94	13.11	12.82	12.80	12.83	12.94	
		Stride length (m)	6.12	6.29	6.17	6.30	6.22	6.01	6.05	5.98	5.91	6.12	6.12	
		Stride duration (s)	0.451	0.476	0.484	0.489	0.490	0.464	0.462	0.466	0.462	0.477	0.473	
		Stride efficiency (%)	58.59	61.82	59.54	62.07	60.48	56.40	57.28	55.86	54.61	58.56	58.45	
		Stride count	29.40	31.80	32.40	31.73	32.15	33.29	33.03	33.45	33.83	32.67	323.75	

10 m Stride length



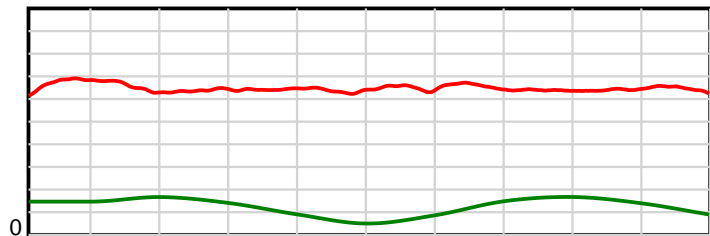
1980 m Finish

0.6 s Stride duration



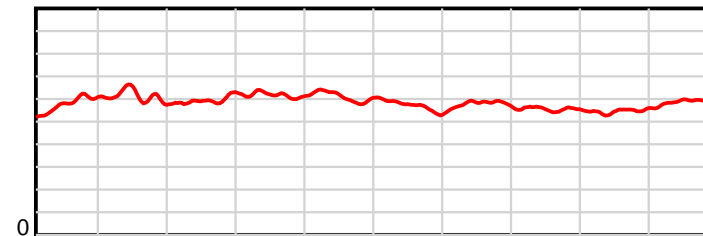
1980 m Finish

20 m/sec Speed



1980 m Finish

100 % Stride efficiency



1980 m Finish

Note: Horizontal distance axis grid lines are 200m furlongs.

## Disclaimer.

HRNZ and NZMTC and Thoroughbred Ratings Pty Ltd accepts no responsibility for the completeness or accuracy of any of the information contained herein, and makes no representations about its suitability for any particular purpose. Users should make their own judgements about those matters and/or seek independent advice. You assume all risks associated with use of the data provided on this page.

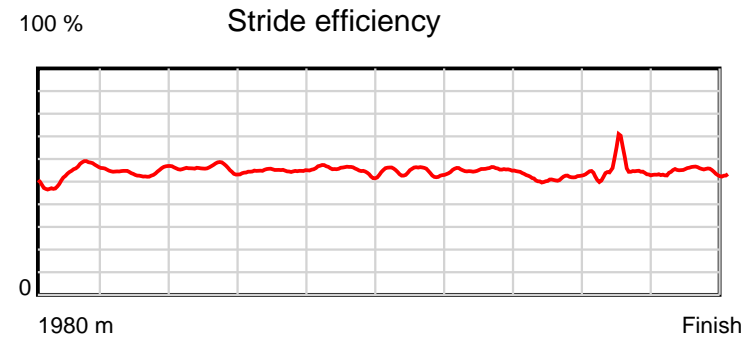
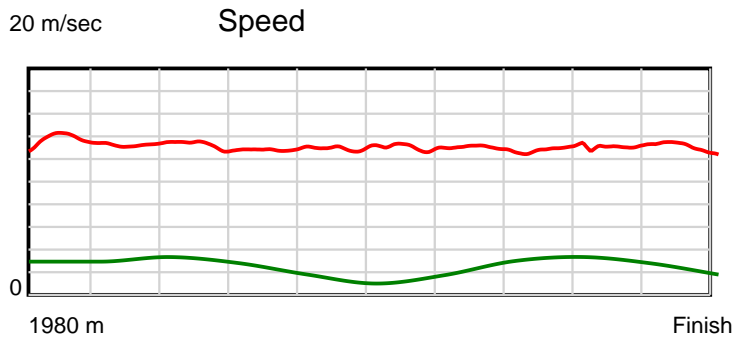
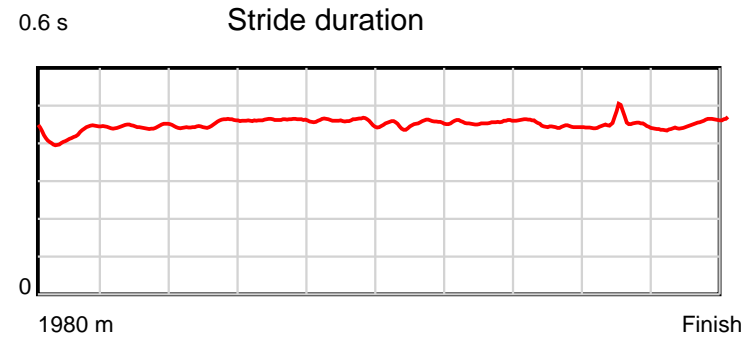
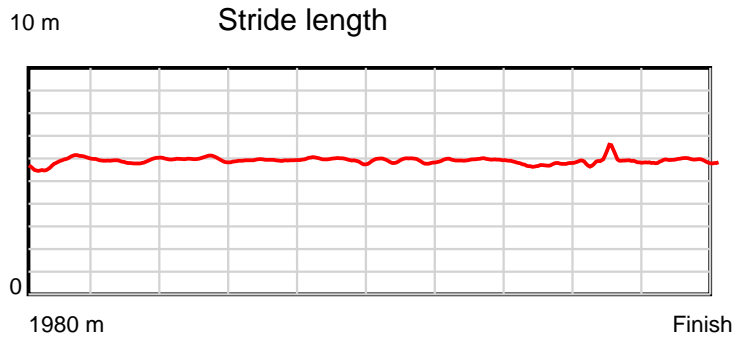


# Race Results



October 25, 2019, Race 8, AVON CITY FORD SUPPORTING ADDINGTON CUP WEEK MOBILE TROT, Distance 1980m, Addington - Survey 1980m

Result	TAB no.	Horse (Barrier)	1980 to	1800m to	1600m to	1400m to	1200m to	1000m to	800m to	600m to	400m to	200m to	Total or	Margin
12th	9	Rusty I Am (9)	1800m	1600m	1400m	1200m	1000m	800m	600m	400m	200m	WP	Average	
		Position in running (margin)	-	5(2.3)	5(5.1)	3(4.3)	5(4.7)	5(4.6)	7(7.4)	8(8.8)	9(10.0)	12(14.1)		16.90
		Sectional time (s)	13.07	15.70	15.42	15.55	15.80	15.60	15.37	15.93	15.57	15.60		
		Cumulative time (s)	153.61	140.54	124.84	109.42	93.87	78.07	62.47	47.10	31.17	15.60	2:33.61	
		Speed (m/s)	13.78	12.74	12.97	12.86	12.66	12.82	13.01	12.55	12.85	12.82	12.89	
		Stride length (m)	5.84	5.66	5.85	5.94	5.81	5.80	5.94	5.60	5.78	5.84	5.80	
		Stride duration (s)	0.422	0.445	0.451	0.462	0.459	0.453	0.457	0.446	0.450	0.456	0.450	
		Stride efficiency (%)	53.33	50.13	53.49	55.10	52.82	52.64	55.18	49.02	52.13	53.30	52.65	
		Stride count	30.81	35.31	34.19	33.68	34.40	34.46	33.66	35.71	34.63	34.25	341.10	



Note: Horizontal distance axis grid lines are 200m furlongs.

## Disclaimer.

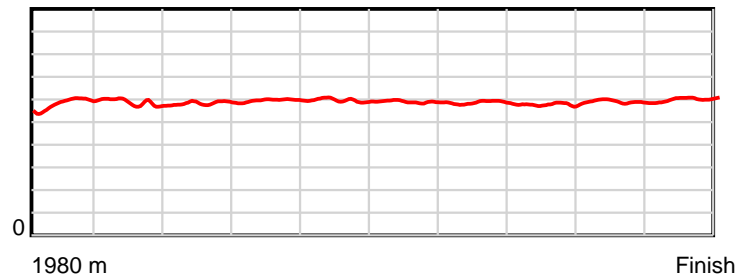
HRNZ and NZMTC and Thoroughbred Ratings Pty Ltd accepts no responsibility for the completeness or accuracy of any of the information contained herein, and makes no representations about its suitability for any particular purpose. Users should make their own judgements about those matters and/or seek independent advice. You assume all risks associated with use of the data provided on this page.

# Race Results

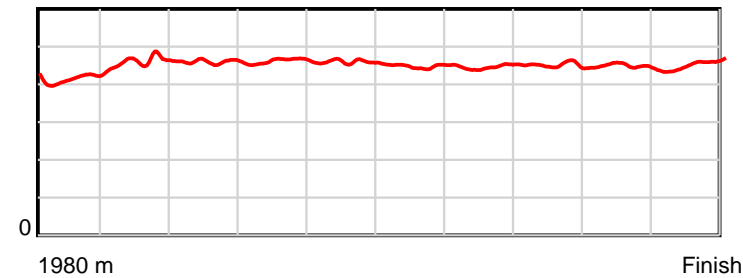
October 25, 2019, Race 8, AVON CITY FORD SUPPORTING ADDINGTON CUP WEEK MOBILE TROT, Distance 1980m, Addington - Survey 1980m

Result	TAB no.	Horse (Barrier)	1980 to	1800m to	1600m to	1400m to	1200m to	1000m to	800m to	600m to	400m to	200m to	Total or	Margin
13th	4	Lisa Marie P (5)	1800m	1600m	1400m	1200m	1000m	800m	600m	400m	200m	WP	Average	
		Position in running (margin)	-	3(0.8)	6(5.9)	8(8.7)	11(9.3)	12(9.2)	13(11.8)	13(12.8)	14(14.4)	14(16.8)		17.50
		Sectional time (s)	12.80	16.08	16.03	15.58	15.80	15.57	15.29	16.00	15.29	15.05		
		Cumulative time (s)	153.49	140.69	124.61	108.58	93.00	77.20	61.63	46.34	30.34	15.05	2:33.49	
		Speed (m/s)	14.06	12.44	12.48	12.84	12.66	12.85	13.08	12.50	13.08	13.29	12.90	
		Stride length (m)	5.81	5.73	5.74	5.93	5.81	5.76	5.83	5.63	5.86	6.03	5.81	
		Stride duration (s)	0.413	0.461	0.460	0.462	0.459	0.448	0.446	0.451	0.448	0.453	0.450	
		Stride efficiency (%)	52.70	51.35	51.46	54.89	52.84	51.86	53.15	49.59	53.67	56.75	52.77	
		Stride count	31.00	34.89	34.85	33.75	34.40	34.72	34.29	35.50	34.13	33.19	340.72	

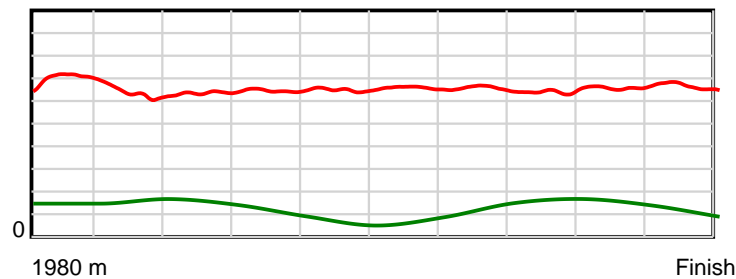
10 m Stride length



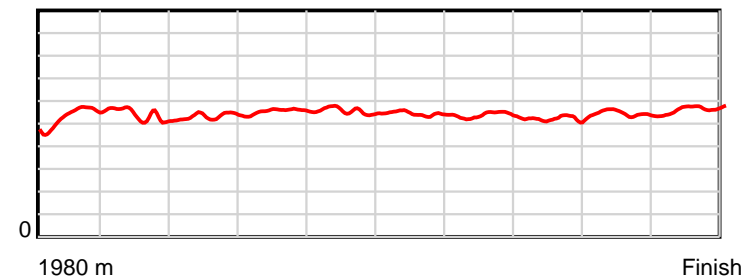
0.6 s Stride duration



20 m/sec Speed



100 % Stride efficiency



Note: Horizontal distance axis grid lines are 200m furlongs.

## Disclaimer.

HRNZ and NZMTC and Thoroughbred Ratings Pty Ltd accepts no responsibility for the completeness or accuracy of any of the information contained herein, and makes no representations about its suitability for any particular purpose. Users should make their own judgements about those matters and/or seek independent advice. You assume all risks associated with use of the data provided on this page.

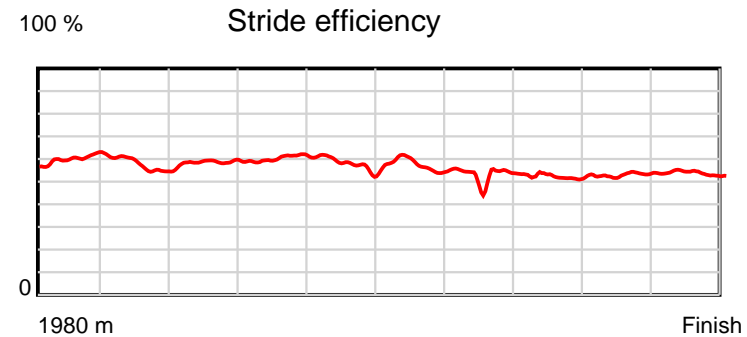
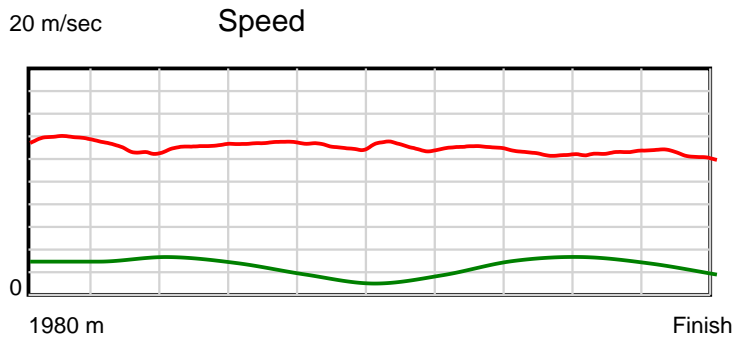
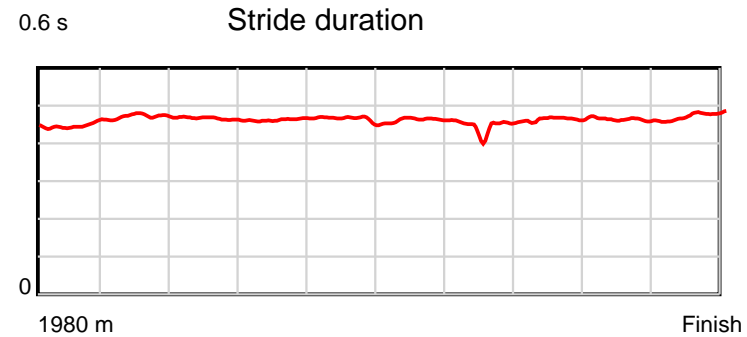
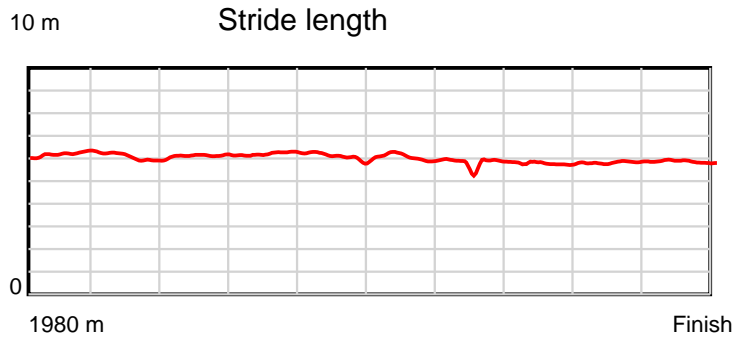


# Race Results



October 25, 2019, Race 8, AVON CITY FORD SUPPORTING ADDINGTON CUP WEEK MOBILE TROT, Distance 1980m, Addington - Survey 1980m

Result	TAB no.	Horse (Barrier)	1980 to	1800m to	1600m to	1400m to	1200m to	1000m to	800m to	600m to	400m to	200m to	Total or	Margin
14th	6	Unique Rose (6)	1800m	1600m	1400m	1200m	1000m	800m	600m	400m	200m	WP	Average	
		Position in running (margin)	-	7(3.2)	8(7.1)	6(7.0)	3(3.6)	3(2.7)	4(5.3)	5(6.7)	10(10.1)	13(16.7)		23.90
		Sectional time (s)	13.21	15.88	15.54	14.91	15.67	15.57	15.36	16.31	15.98	16.22		
		Cumulative time (s)	154.65	141.44	125.56	110.02	95.11	79.44	63.87	48.51	32.20	16.22	2:34.65	
		Speed (m/s)	13.62	12.59	12.87	13.41	12.76	12.85	13.02	12.26	12.52	12.33	12.80	
		Stride length (m)	6.22	5.94	5.99	6.21	5.93	5.94	5.80	5.69	5.78	5.85	5.93	
		Stride duration (s)	0.447	0.471	0.466	0.463	0.464	0.463	0.445	0.464	0.462	0.475	0.463	
		Stride efficiency (%)	60.46	55.07	56.14	60.18	54.87	55.20	52.51	50.59	52.22	53.52	54.90	
		Stride count	28.94	33.69	33.37	32.23	33.75	33.65	34.50	35.15	34.60	34.17	334.05	



Note: Horizontal distance axis grid lines are 200m furlongs.

**Disclaimer.**

HRNZ and NZMTC and Thoroughbred Ratings Pty Ltd accepts no responsibility for the completeness or accuracy of any of the information contained herein, and makes no representations about its suitability for any particular purpose. Users should make their own judgements about those matters and/or seek independent advice. You assume all risks associated with use of the data provided on this page.