



Race Results

NZ Metropolitan Trotting Club Inc, HRNZ, November 12, 2019

Compilation date: November 14, 2019, 9:20:55 AM (NZDT)

Copyright © 2019 HRNZ and NZMTC. All rights reserved.

Trademarks.

StrideMASTER is a registered trademark of Thoroughbred Ratings Pty Ltd.

Disclaimer.

HRNZ and NZMTC and Thoroughbred Ratings Pty Ltd accepts no responsibility for the completeness or accuracy of any of the information contained herein, and makes no representations about its suitability for any particular purpose. Users should make their own judgements about those matters and/or seek independent advice. You assume all risks associated with use of the data provided on this page.



Race Results



November 12, 2019, Race 10, CHRISTCHURCH CASINO NEW ZEALAND TROTTING CUP (STAND PACE), Distance 3200m, Addington - Survey 3200m

| Result | TAB no. | Horse (Barrier) | 3200 to | 3000m to | 2800m to | 2600m to | 2400m to |
|--------|---------|------------------------------|--------------|--------------|--------------|--------------|--------------|
| 1st | 9 | Cruz Bromac (8) | 3000m | 2800m | 2600m | 2400m | 2200m |
| | | Position in running (margin) | - | 3(2.9) | 2(1.6) | 2(0.1) | 1(0.0) |
| | | Sectional time (s) | 15.79 | 13.54 | 14.67 | 13.89 | 15.08 |
| | | Cumulative time (s) | 235.46 | 219.67 | 206.13 | 191.46 | 177.57 |
| | | Speed (m/s) | 12.67 | 14.77 | 13.63 | 14.40 | 13.26 |
| | | Stride length (m) | 5.51 | 6.16 | 5.83 | 6.23 | 5.91 |
| | | Stride duration (s) | 0.425 | 0.417 | 0.428 | 0.433 | 0.446 |
| | | Stride efficiency (%) | 47.37 | 59.26 | 53.11 | 60.64 | 54.64 |
| | | Stride count | 36.33 | 32.48 | 34.31 | 32.11 | 33.82 |

Disclaimer.

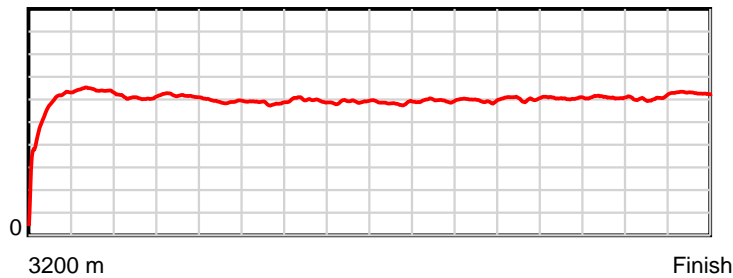
HRNZ and NZMTC and Thoroughbred Ratings Pty Ltd accepts no responsibility for the completeness or accuracy of any of the information contained herein, and makes no representations about its suitability for any particular purpose. Users should make their own judgements about those matters and/or seek independent advice. You assume all risks associated with use of the data provided on this page.

Race Results

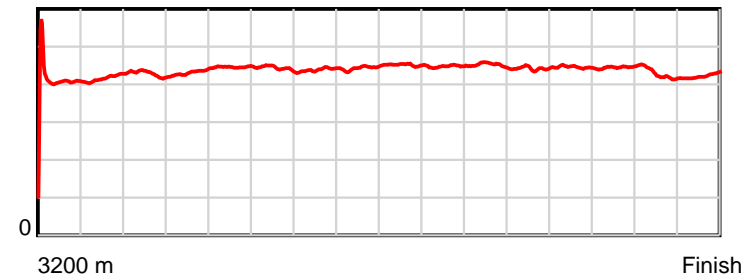
November 12, 2019, Race 10, CHRISTCHURCH CASINO NEW ZEALAND TROTTING CUP (STAND PACE), Distance 3200m, Addington - Survey 3200m

| Result | TAB no. | Horse (Barrier) | 2200m to | 2000m to | 1800m to | 1600m to | 1400m to | 1200m to | 1000m to | 800m to | 600m to | 400m to | 200m to | Total or | Margin |
|--------|---------|------------------------------|----------|----------|----------|----------|----------|----------|----------|---------|---------|---------|---------|----------|--------|
| 1st | 9 | Cruz Bromac (8) | 2000m | 1800m | 1600m | 1400m | 1200m | 1000m | 800m | 600m | 400m | 200m | WP | Average | |
| | | Position in running (margin) | 1(0.0) | 1(0.0) | 2(1.6) | 4(4.1) | 5(4.1) | 5(3.7) | 5(4.1) | 5(4.2) | 5(4.3) | 4(4.0) | 3(2.3) | | 0.00 |
| | | Sectional time (s) | 14.90 | 14.78 | 15.20 | 15.54 | 15.04 | 15.24 | 14.61 | 14.78 | 14.71 | 14.23 | 13.46 | | |
| | | Cumulative time (s) | 162.49 | 147.59 | 132.81 | 117.61 | 102.07 | 87.03 | 71.79 | 57.18 | 42.40 | 27.69 | 13.46 | 3:55.46 | |
| | | Speed (m/s) | 13.42 | 13.53 | 13.16 | 12.87 | 13.30 | 13.12 | 13.69 | 13.53 | 13.60 | 14.05 | 14.86 | 13.59 | |
| | | Stride length (m) | 5.94 | 5.94 | 5.83 | 5.81 | 5.95 | 5.92 | 6.05 | 6.03 | 6.05 | 5.99 | 6.29 | 5.96 | |
| | | Stride duration (s) | 0.443 | 0.439 | 0.443 | 0.451 | 0.448 | 0.451 | 0.442 | 0.445 | 0.445 | 0.427 | 0.424 | 0.439 | |
| | | Stride efficiency (%) | 55.19 | 55.22 | 53.19 | 52.76 | 55.37 | 54.79 | 57.26 | 56.75 | 57.25 | 56.16 | 61.92 | 55.53 | |
| | | Stride count | 33.65 | 33.64 | 34.28 | 34.42 | 33.60 | 33.78 | 33.04 | 33.19 | 33.04 | 33.36 | 31.77 | 536.82 | |

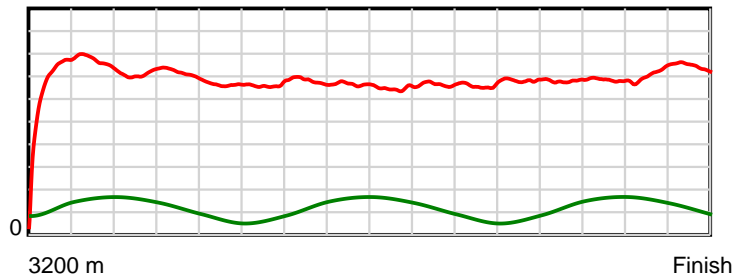
10 m Stride length



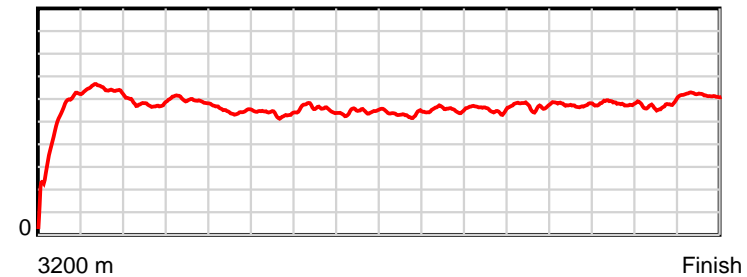
0.6 s Stride duration



20 m/sec Speed



100 % Stride efficiency



Note: Horizontal distance axis grid lines are 200m furlongs.

Disclaimer.

HRNZ and NZMTC and Thoroughbred Ratings Pty Ltd accepts no responsibility for the completeness or accuracy of any of the information contained herein, and makes no representations about its suitability for any particular purpose. Users should make their own judgements about those matters and/or seek independent advice. You assume all risks associated with use of the data provided on this page.



Race Results



November 12, 2019, Race 10, CHRISTCHURCH CASINO NEW ZEALAND TROTTING CUP (STAND PACE), Distance 3200m, Addington - Survey 3200m

| Result | TAB no. | Horse (Barrier) | 3200 to | 3000m to | 2800m to | 2600m to | 2400m to |
|--------|---------|------------------------------|--------------|--------------|--------------|--------------|--------------|
| 2nd | 6 | Spankem (5) | 3000m | 2800m | 2600m | 2400m | 2200m |
| | | Position in running (margin) | - | 6(8.6) | 6(8.8) | 5(5.1) | 5(7.1) |
| | | Sectional time (s) | 16.51 | 13.78 | 14.31 | 14.23 | 14.79 |
| | | Cumulative time (s) | 235.53 | 219.02 | 205.24 | 190.93 | 176.70 |
| | | Speed (m/s) | 12.11 | 14.51 | 13.98 | 14.05 | 13.52 |
| | | Stride length (m) | 5.57 | 6.37 | 6.23 | 6.39 | 6.15 |
| | | Stride duration (s) | 0.441 | 0.439 | 0.446 | 0.455 | 0.455 |
| | | Stride efficiency (%) | 48.53 | 63.36 | 60.63 | 63.83 | 59.19 |
| | | Stride count | 35.89 | 31.41 | 32.11 | 31.29 | 32.50 |

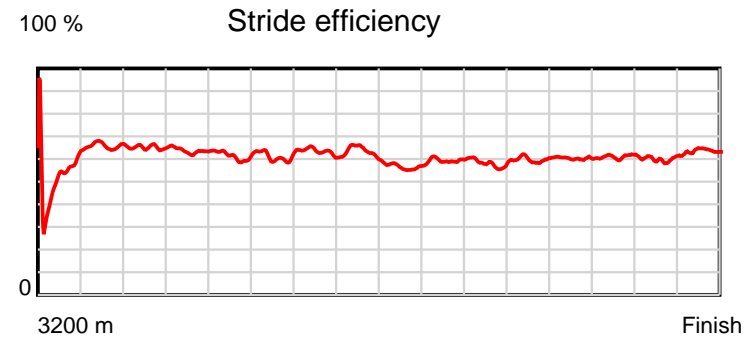
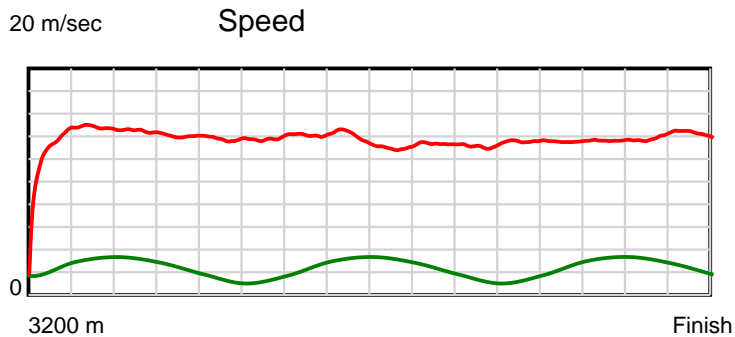
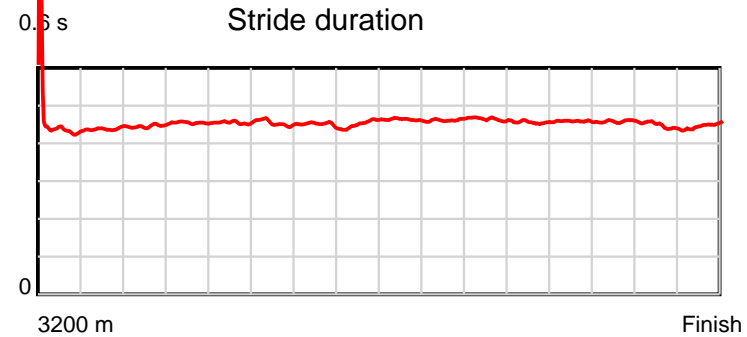
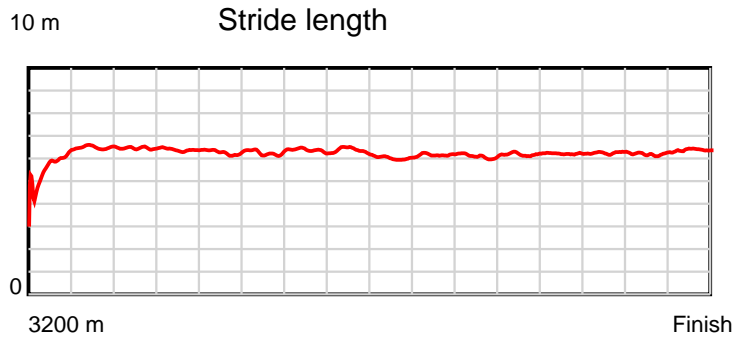
Disclaimer.

HRNZ and NZMTC and Thoroughbred Ratings Pty Ltd accepts no responsibility for the completeness or accuracy of any of the information contained herein, and makes no representations about its suitability for any particular purpose. Users should make their own judgements about those matters and/or seek independent advice. You assume all risks associated with use of the data provided on this page.

Race Results

November 12, 2019, Race 10, CHRISTCHURCH CASINO NEW ZEALAND TROTTING CUP (STAND PACE), Distance 3200m, Addington - Survey 3200m

| Result | TAB no. | Horse (Barrier) | 2200m to | 2000m to | 1800m to | 1600m to | 1400m to | 1200m to | 1000m to | 800m to | 600m to | 400m to | 200m to | Total or | Margin |
|--------|---------|------------------------------|----------|----------|----------|----------|----------|----------|----------|---------|---------|---------|---------|----------|--------|
| 2nd | 6 | Spankem (5) | 2000m | 1800m | 1600m | 1400m | 1200m | 1000m | 800m | 600m | 400m | 200m | WP | Average | |
| | | Position in running (margin) | 4(5.4) | 4(3.6) | 3(1.6) | 1(0.0) | 1(0.0) | 1(0.0) | 1(0.0) | 1(0.0) | 1(0.0) | 1(0.0) | 1(0.0) | | 0.07 |
| | | Sectional time (s) | 14.61 | 14.18 | 14.50 | 15.54 | 15.11 | 15.17 | 14.60 | 14.77 | 14.76 | 14.52 | 14.15 | | |
| | | Cumulative time (s) | 161.91 | 147.30 | 133.12 | 118.62 | 103.08 | 87.97 | 72.80 | 58.20 | 43.43 | 28.67 | 14.15 | 3:55.53 | |
| | | Speed (m/s) | 13.69 | 14.10 | 13.79 | 12.87 | 13.24 | 13.18 | 13.70 | 13.54 | 13.55 | 13.77 | 14.13 | 13.59 | |
| | | Stride length (m) | 6.20 | 6.35 | 6.25 | 5.95 | 6.12 | 6.11 | 6.24 | 6.21 | 6.20 | 6.14 | 6.34 | 6.17 | |
| | | Stride duration (s) | 0.453 | 0.450 | 0.453 | 0.463 | 0.462 | 0.463 | 0.456 | 0.459 | 0.458 | 0.446 | 0.448 | 0.454 | |
| | | Stride efficiency (%) | 60.15 | 62.93 | 61.07 | 55.39 | 58.53 | 58.33 | 60.87 | 60.31 | 60.09 | 58.94 | 62.82 | 59.51 | |
| | | Stride count | 32.24 | 31.52 | 31.99 | 33.59 | 32.68 | 32.74 | 32.05 | 32.19 | 32.25 | 32.56 | 31.54 | 518.55 | |



Note: Horizontal distance axis grid lines are 200m furlongs.

Disclaimer.

HRNZ and NZMTC and Thoroughbred Ratings Pty Ltd accepts no responsibility for the completeness or accuracy of any of the information contained herein, and makes no representations about its suitability for any particular purpose. Users should make their own judgements about those matters and/or seek independent advice. You assume all risks associated with use of the data provided on this page.



Race Results



November 12, 2019, Race 10, CHRISTCHURCH CASINO NEW ZEALAND TROTTING CUP (STAND PACE), Distance 3200m, Addington - Survey 3200m

| Result | TAB no. | Horse (Barrier) | 3200 to | 3000m to | 2800m to | 2600m to | 2400m to |
|--------|---------|------------------------------|--------------|--------------|--------------|--------------|--------------|
| 3rd | 8 | Classie Brigad... (7) | 3000m | 2800m | 2600m | 2400m | 2200m |
| | | Position in running (margin) | - | 1(0.0) | 1(0.0) | 1(0.0) | 2(1.7) |
| | | Sectional time (s) | 15.01 | 13.75 | 14.93 | 14.18 | 15.06 |
| | | Cumulative time (s) | 235.69 | 220.68 | 206.93 | 192.00 | 177.82 |
| | | Speed (m/s) | 13.33 | 14.55 | 13.40 | 14.10 | 13.28 |
| | | Stride length (m) | 5.65 | 6.18 | 5.85 | 6.15 | 5.93 |
| | | Stride duration (s) | 0.426 | 0.425 | 0.437 | 0.436 | 0.447 |
| | | Stride efficiency (%) | 49.80 | 59.63 | 53.52 | 59.17 | 55.02 |
| | | Stride count | 35.43 | 32.38 | 34.17 | 32.50 | 33.71 |

Disclaimer.

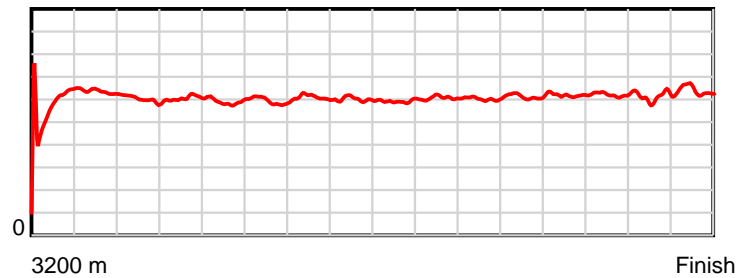
HRNZ and NZMTC and Thoroughbred Ratings Pty Ltd accepts no responsibility for the completeness or accuracy of any of the information contained herein, and makes no representations about its suitability for any particular purpose. Users should make their own judgements about those matters and/or seek independent advice. You assume all risks associated with use of the data provided on this page.

Race Results

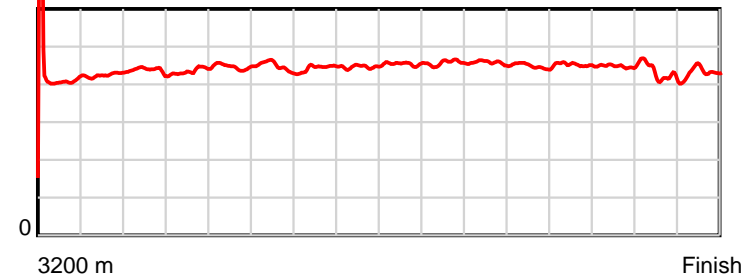
November 12, 2019, Race 10, CHRISTCHURCH CASINO NEW ZEALAND TROTTING CUP (STAND PACE), Distance 3200m, Addington - Survey 3200m

| Result | TAB no. | Horse (Barrier) | 2200m to | 2000m to | 1800m to | 1600m to | 1400m to | 1200m to | 1000m to | 800m to | 600m to | 400m to | 200m to | Total or | Margin |
|--------|---------|------------------------------|--------------|--------------|--------------|--------------|--------------|--------------|-------------|-------------|-------------|-------------|-----------|----------------|--------|
| 3rd | 8 | Classie Brigad... (7) | 2000m | 1800m | 1600m | 1400m | 1200m | 1000m | 800m | 600m | 400m | 200m | WP | Average | |
| | | Position in running (margin) | 2(1.6) | 3(1.7) | 4(3.1) | 6(5.5) | 6(6.0) | 7(6.3) | 6(6.0) | 6(5.2) | 7(5.6) | 6(5.3) | 4(3.7) | | 1.30 |
| | | Sectional time (s) | 14.92 | 14.75 | 15.17 | 15.63 | 15.15 | 15.11 | 14.48 | 14.84 | 14.71 | 14.25 | 13.75 | | |
| | | Cumulative time (s) | 162.76 | 147.84 | 133.09 | 117.92 | 102.29 | 87.14 | 72.03 | 57.55 | 42.71 | 28.00 | 13.75 | 3:55.69 | |
| | | Speed (m/s) | 13.40 | 13.56 | 13.18 | 12.80 | 13.20 | 13.24 | 13.81 | 13.48 | 13.60 | 14.04 | 14.55 | 13.58 | |
| | | Stride length (m) | 6.00 | 6.02 | 5.89 | 5.81 | 6.02 | 6.06 | 6.20 | 6.10 | 6.10 | 6.01 | 6.32 | 6.01 | |
| | | Stride duration (s) | 0.447 | 0.444 | 0.447 | 0.454 | 0.456 | 0.458 | 0.448 | 0.452 | 0.449 | 0.428 | 0.434 | 0.443 | |
| | | Stride efficiency (%) | 56.20 | 56.57 | 54.17 | 52.82 | 56.70 | 57.32 | 59.97 | 58.12 | 58.13 | 56.52 | 62.36 | 56.51 | |
| | | Stride count | 33.35 | 33.24 | 33.97 | 34.40 | 33.20 | 33.02 | 32.28 | 32.79 | 32.79 | 33.26 | 31.66 | 532.15 | |

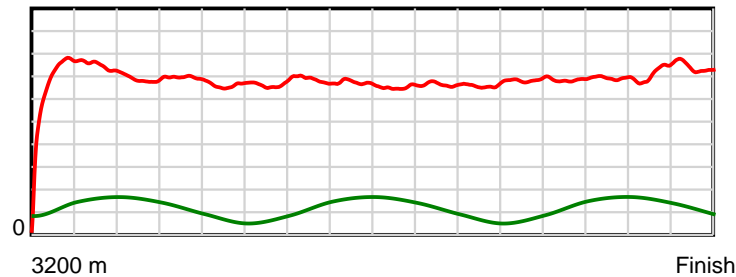
10 m Stride length



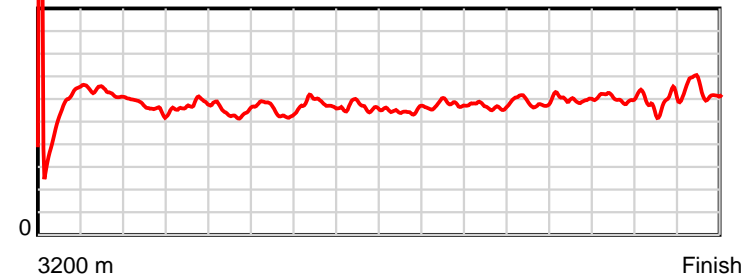
0.5 s Stride duration



20 m/sec Speed



100 % Stride efficiency



Note: Horizontal distance axis grid lines are 200m furlongs.

Disclaimer.

HRNZ and NZMTC and Thoroughbred Ratings Pty Ltd accepts no responsibility for the completeness or accuracy of any of the information contained herein, and makes no representations about its suitability for any particular purpose. Users should make their own judgements about those matters and/or seek independent advice. You assume all risks associated with use of the data provided on this page.



Race Results



November 12, 2019, Race 10, CHRISTCHURCH CASINO NEW ZEALAND TROTTING CUP (STAND PACE), Distance 3200m, Addington - Survey 3200m

| Result | TAB no. | Horse (Barrier) | 3200 to | 3000m to | 2800m to | 2600m to | 2400m to |
|--------|---------|------------------------------|--------------|--------------|--------------|--------------|--------------|
| 4th | 13 | Chase Auckland (0) | 3000m | 2800m | 2600m | 2400m | 2200m |
| | | Position in running (margin) | - | 7(10.5) | 10(15.1) | 10(12.4) | 10(14.2) |
| | | Sectional time (s) | 17.03 | 14.53 | 14.47 | 14.19 | 15.11 |
| | | Cumulative time (s) | 235.69 | 218.66 | 204.13 | 189.66 | 175.47 |
| | | Speed (m/s) | 11.74 | 13.76 | 13.82 | 14.09 | 13.24 |
| | | Stride length (m) | 5.84 | 6.22 | 6.30 | 6.49 | 6.10 |
| | | Stride duration (s) | 0.445 | 0.452 | 0.456 | 0.460 | 0.461 |
| | | Stride efficiency (%) | 53.31 | 60.46 | 62.01 | 65.81 | 58.07 |
| | | Stride count | 34.24 | 32.15 | 31.75 | 30.82 | 32.81 |

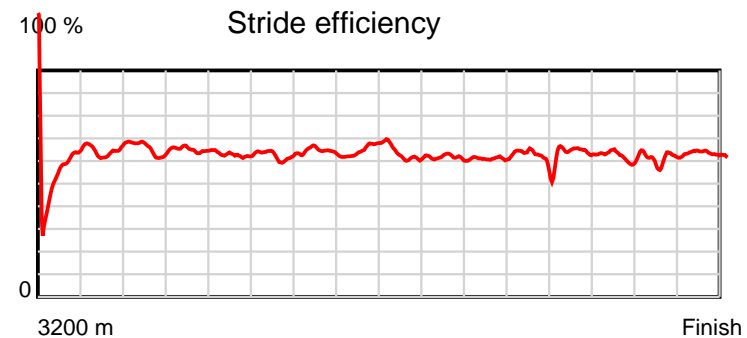
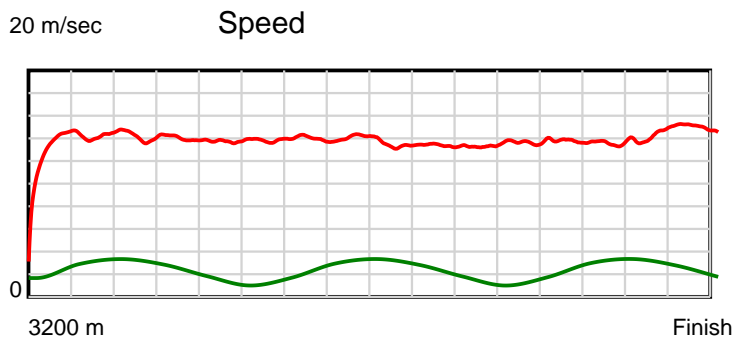
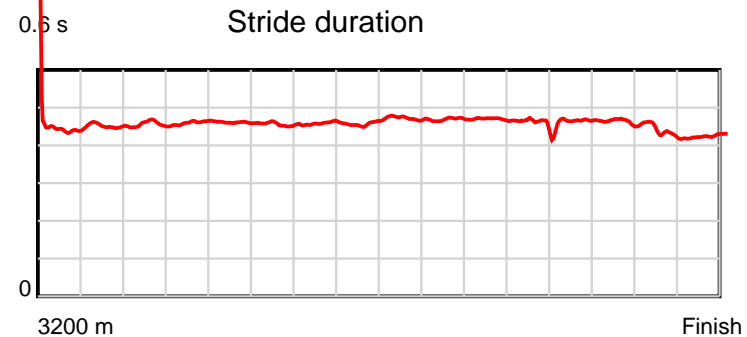
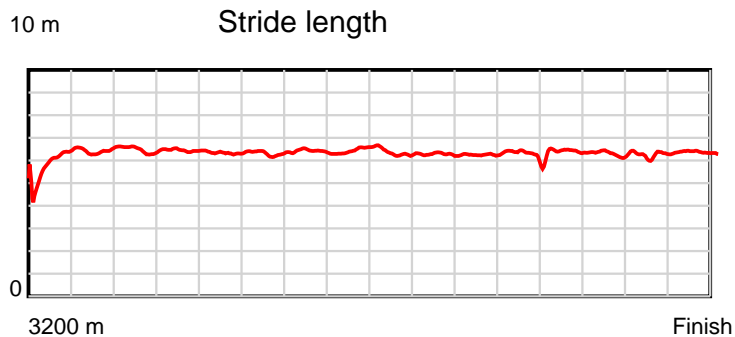
Disclaimer.

HRNZ and NZMTC and Thoroughbred Ratings Pty Ltd accepts no responsibility for the completeness or accuracy of any of the information contained herein, and makes no representations about its suitability for any particular purpose. Users should make their own judgements about those matters and/or seek independent advice. You assume all risks associated with use of the data provided on this page.

Race Results

November 12, 2019, Race 10, CHRISTCHURCH CASINO NEW ZEALAND TROTTING CUP (STAND PACE), Distance 3200m, Addington - Survey 3200m

| Result | TAB no. | Horse (Barrier) | 2200m to | 2000m to | 1800m to | 1600m to | 1400m to | 1200m to | 1000m to | 800m to | 600m to | 400m to | 200m to | Total or | Margin |
|--------|---------|------------------------------|--------------|--------------|--------------|--------------|--------------|--------------|-------------|-------------|-------------|-------------|-----------|----------------|--------|
| 4th | 13 | Chase Auckland (0) | 2000m | 1800m | 1600m | 1400m | 1200m | 1000m | 800m | 600m | 400m | 200m | WP | Average | |
| | | Position in running (margin) | 10(14.4) | 10(11.3) | 9(8.8) | 8(7.7) | 7(6.1) | 6(4.8) | 8(7.1) | 7(5.7) | 6(5.4) | 8(7.0) | 6(5.3) | | 1.30 |
| | | Sectional time (s) | 14.39 | 14.10 | 14.60 | 15.27 | 14.88 | 15.55 | 14.38 | 14.72 | 15.02 | 14.23 | 13.22 | | |
| | | Cumulative time (s) | 160.36 | 145.97 | 131.87 | 117.27 | 102.00 | 87.12 | 71.57 | 57.19 | 42.47 | 27.45 | 13.22 | 3:55.69 | |
| | | Speed (m/s) | 13.90 | 14.18 | 13.70 | 13.10 | 13.44 | 12.86 | 13.91 | 13.59 | 13.32 | 14.05 | 15.13 | 13.58 | |
| | | Stride length (m) | 6.34 | 6.50 | 6.28 | 6.18 | 6.29 | 6.04 | 6.33 | 6.34 | 6.15 | 6.09 | 6.44 | 6.24 | |
| | | Stride duration (s) | 0.456 | 0.458 | 0.458 | 0.472 | 0.468 | 0.470 | 0.455 | 0.466 | 0.462 | 0.434 | 0.425 | 0.460 | |
| | | Stride efficiency (%) | 62.85 | 65.98 | 61.55 | 59.78 | 61.90 | 56.97 | 62.65 | 62.81 | 59.17 | 58.04 | 64.74 | 60.87 | |
| | | Stride count | 31.54 | 30.78 | 31.87 | 32.34 | 31.78 | 33.12 | 31.59 | 31.55 | 32.50 | 32.82 | 31.07 | 512.73 | |



Note: Horizontal distance axis grid lines are 200m furlongs.

Disclaimer.

HRNZ and NZMTC and Thoroughbred Ratings Pty Ltd accepts no responsibility for the completeness or accuracy of any of the information contained herein, and makes no representations about its suitability for any particular purpose. Users should make their own judgements about those matters and/or seek independent advice. You assume all risks associated with use of the data provided on this page.



Race Results



November 12, 2019, Race 10, CHRISTCHURCH CASINO NEW ZEALAND TROTTING CUP (STAND PACE), Distance 3200m, Addington - Survey 3200m

| Result | TAB no. | Horse (Barrier) | 3200 to | 3000m to | 2800m to | 2600m to | 2400m to |
|--------|---------|------------------------------|--------------|--------------|--------------|--------------|--------------|
| 5th | 7 | Thefixer (6) | 3000m | 2800m | 2600m | 2400m | 2200m |
| | | Position in running (margin) | - | 2(1.9) | 3(2.1) | 3(1.6) | 3(3.4) |
| | | Sectional time (s) | 15.48 | 13.78 | 14.85 | 14.19 | 15.09 |
| | | Cumulative time (s) | 235.75 | 220.27 | 206.49 | 191.64 | 177.45 |
| | | Speed (m/s) | 12.92 | 14.51 | 13.47 | 14.09 | 13.25 |
| | | Stride length (m) | 5.76 | 6.50 | 6.21 | 6.57 | 6.29 |
| | | Stride duration (s) | 0.436 | 0.448 | 0.461 | 0.466 | 0.474 |
| | | Stride efficiency (%) | 51.76 | 66.00 | 60.27 | 67.51 | 61.79 |
| | | Stride count | 34.75 | 30.77 | 32.20 | 30.43 | 31.81 |

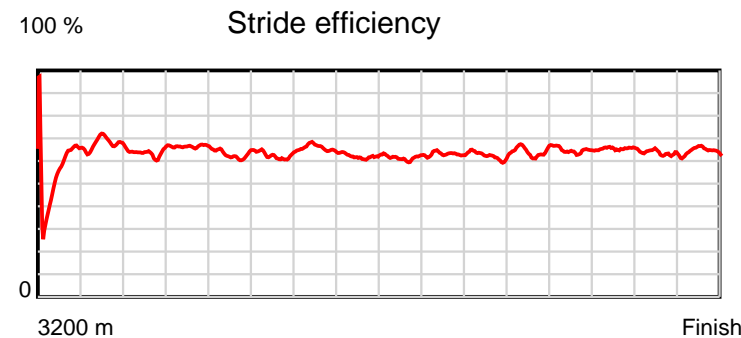
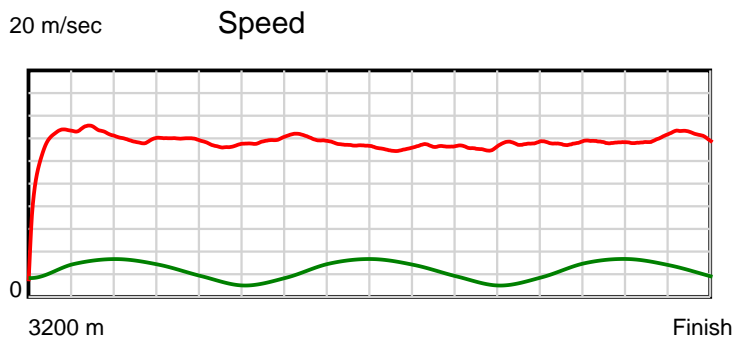
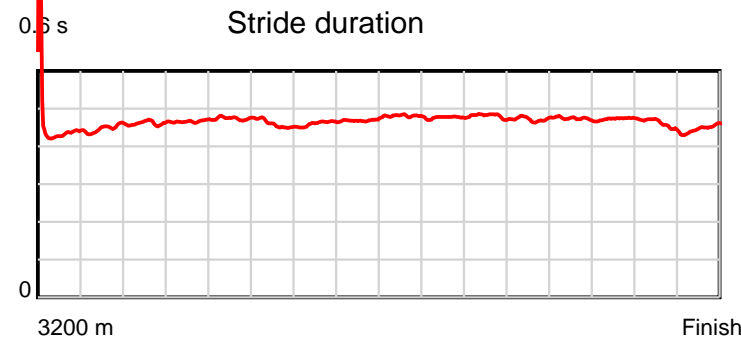
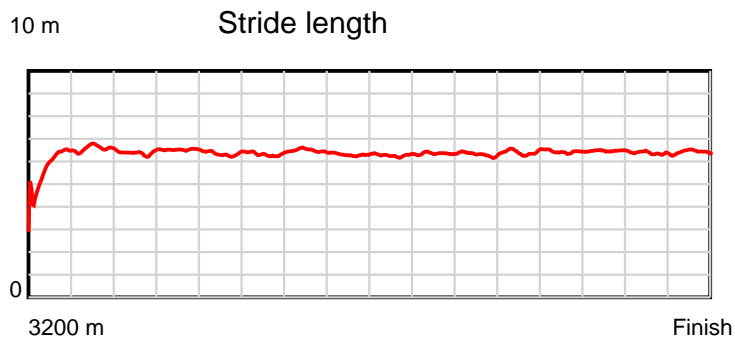
Disclaimer.

HRNZ and NZMTC and Thoroughbred Ratings Pty Ltd accepts no responsibility for the completeness or accuracy of any of the information contained herein, and makes no representations about its suitability for any particular purpose. Users should make their own judgements about those matters and/or seek independent advice. You assume all risks associated with use of the data provided on this page.

Race Results

November 12, 2019, Race 10, CHRISTCHURCH CASINO NEW ZEALAND TROTTING CUP (STAND PACE), Distance 3200m, Addington - Survey 3200m

| Result | TAB no. | Horse (Barrier) | 2200m to | 2000m to | 1800m to | 1600m to | 1400m to | 1200m to | 1000m to | 800m to | 600m to | 400m to | 200m to | Total or | Margin |
|--------|---------|------------------------------|----------|----------|----------|----------|----------|----------|----------|---------|---------|---------|---------|----------|--------|
| 5th | 7 | Thefixer (6) | 2000m | 1800m | 1600m | 1400m | 1200m | 1000m | 800m | 600m | 400m | 200m | WP | Average | |
| | | Position in running (margin) | 3(3.5) | 2(1.5) | 1(0.0) | 2(1.6) | 3(2.3) | 3(1.9) | 3(2.0) | 3(2.0) | 3(1.9) | 2(1.7) | 2(1.9) | | 1.60 |
| | | Sectional time (s) | 14.57 | 14.27 | 15.04 | 15.66 | 15.04 | 15.18 | 14.61 | 14.75 | 14.73 | 14.54 | 13.97 | | |
| | | Cumulative time (s) | 162.36 | 147.79 | 133.52 | 118.48 | 102.82 | 87.78 | 72.60 | 57.99 | 43.24 | 28.51 | 13.97 | 3:55.75 | |
| | | Speed (m/s) | 13.73 | 14.02 | 13.30 | 12.77 | 13.30 | 13.18 | 13.69 | 13.56 | 13.58 | 13.76 | 14.32 | 13.57 | |
| | | Stride length (m) | 6.29 | 6.46 | 6.24 | 6.13 | 6.33 | 6.33 | 6.46 | 6.42 | 6.41 | 6.29 | 6.43 | 6.31 | |
| | | Stride duration (s) | 0.458 | 0.461 | 0.469 | 0.480 | 0.476 | 0.480 | 0.472 | 0.474 | 0.473 | 0.457 | 0.449 | 0.465 | |
| | | Stride efficiency (%) | 61.75 | 65.21 | 60.85 | 58.81 | 62.66 | 62.64 | 65.20 | 64.48 | 64.29 | 61.82 | 64.62 | 62.32 | |
| | | Stride count | 31.82 | 30.96 | 32.05 | 32.60 | 31.58 | 31.59 | 30.96 | 31.14 | 31.18 | 31.80 | 31.10 | 506.74 | |



Note: Horizontal distance axis grid lines are 200m furlongs.

Disclaimer.

HRNZ and NZMTC and Thoroughbred Ratings Pty Ltd accepts no responsibility for the completeness or accuracy of any of the information contained herein, and makes no representations about its suitability for any particular purpose. Users should make their own judgements about those matters and/or seek independent advice. You assume all risks associated with use of the data provided on this page.



Race Results



November 12, 2019, Race 10, CHRISTCHURCH CASINO NEW ZEALAND TROTting CUP (STAND PACE), Distance 3200m, Addington - Survey 3200m

| Result | TAB no. | Horse (Barrier) | 3200 to | 3000m to | 2800m to | 2600m to | 2400m to |
|--------|---------|------------------------------|---------|----------|----------|----------|----------|
| 6th | 3 | Henry Hubert (3) | 3000m | 2800m | 2600m | 2400m | 2200m |
| | | Position in running (margin) | - | 4(4.2) | 5(7.2) | 6(5.9) | 6(7.8) |
| | | Sectional time (s) | 15.79 | 14.25 | 14.72 | 14.21 | 15.00 |
| | | Cumulative time (s) | 235.78 | 219.99 | 205.74 | 191.02 | 176.81 |
| | | Speed (m/s) | 12.67 | 14.04 | 13.59 | 14.07 | 13.33 |
| | | Stride length (m) | 5.43 | 6.13 | 6.06 | 6.40 | 6.22 |
| | | Stride duration (s) | 0.420 | 0.437 | 0.446 | 0.454 | 0.467 |
| | | Stride efficiency (%) | 46.11 | 58.77 | 57.35 | 63.94 | 60.51 |
| | | Stride count | 36.82 | 32.61 | 33.01 | 31.27 | 32.14 |

Disclaimer.

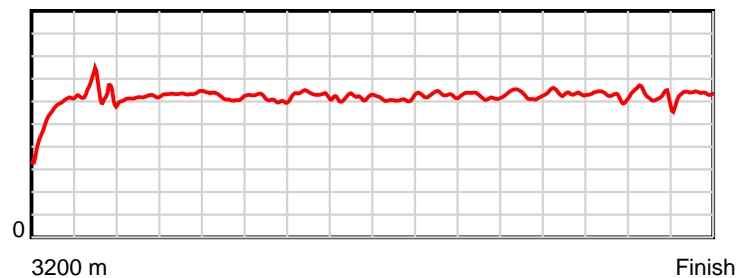
HRNZ and NZMTC and Thoroughbred Ratings Pty Ltd accepts no responsibility for the completeness or accuracy of any of the information contained herein, and makes no representations about its suitability for any particular purpose. Users should make their own judgements about those matters and/or seek independent advice. You assume all risks associated with use of the data provided on this page.

Race Results

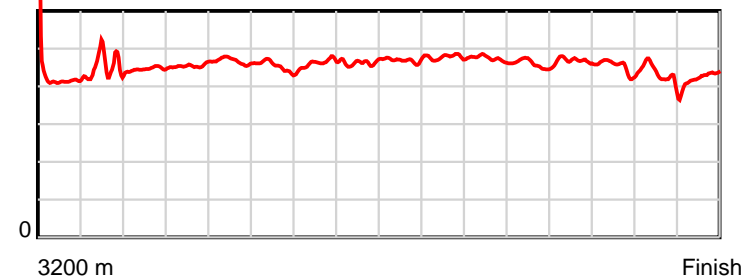
November 12, 2019, Race 10, CHRISTCHURCH CASINO NEW ZEALAND TROTTING CUP (STAND PACE), Distance 3200m, Addington - Survey 3200m

| Result | TAB no. | Horse (Barrier) | 2200m to | 2000m to | 1800m to | 1600m to | 1400m to | 1200m to | 1000m to | 800m to | 600m to | 400m to | 200m to | Total or | Margin |
|--------|---------|------------------------------|--------------|--------------|--------------|--------------|--------------|--------------|-------------|-------------|-------------|-------------|-----------|----------------|--------|
| 6th | 3 | Henry Hubert (3) | 2000m | 1800m | 1600m | 1400m | 1200m | 1000m | 800m | 600m | 400m | 200m | WP | Average | |
| | | Position in running (margin) | 7(7.4) | 6(6.3) | 8(7.1) | 10(9.4) | 10(9.5) | 11(9.8) | 11(9.6) | 11(9.7) | 11(9.5) | 10(8.6) | 5(5.2) | | 1.80 |
| | | Sectional time (s) | 14.72 | 14.65 | 15.15 | 15.56 | 15.15 | 15.13 | 14.62 | 14.74 | 14.60 | 13.96 | 13.53 | | |
| | | Cumulative time (s) | 161.81 | 147.09 | 132.44 | 117.29 | 101.73 | 86.58 | 71.45 | 56.83 | 42.09 | 27.49 | 13.53 | 3:55.78 | |
| | | Speed (m/s) | 13.59 | 13.65 | 13.20 | 12.85 | 13.20 | 13.22 | 13.68 | 13.57 | 13.70 | 14.33 | 14.78 | 13.57 | |
| | | Stride length (m) | 6.15 | 6.30 | 6.12 | 6.04 | 6.30 | 6.26 | 6.28 | 6.35 | 6.18 | 6.12 | 6.30 | 6.16 | |
| | | Stride duration (s) | 0.452 | 0.461 | 0.464 | 0.470 | 0.477 | 0.473 | 0.459 | 0.468 | 0.451 | 0.427 | 0.426 | 0.454 | |
| | | Stride efficiency (%) | 59.01 | 61.98 | 58.53 | 56.96 | 61.94 | 61.16 | 61.67 | 63.03 | 59.69 | 58.56 | 62.07 | 59.23 | |
| | | Stride count | 32.54 | 31.76 | 32.68 | 33.13 | 31.77 | 31.97 | 31.84 | 31.49 | 32.36 | 32.67 | 31.73 | 519.79 | |

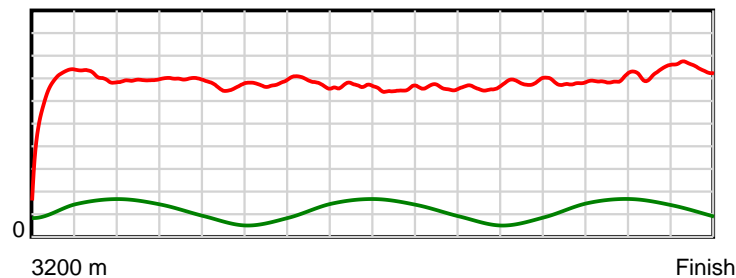
10 m Stride length



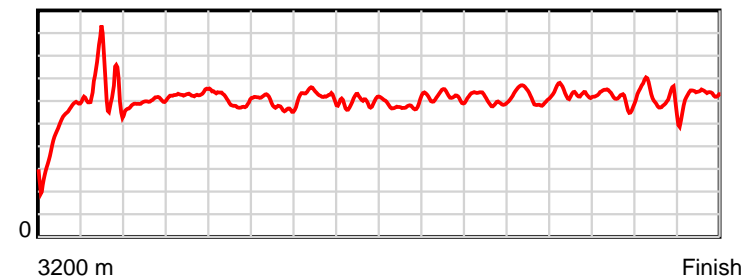
0.6 s Stride duration



20 m/sec Speed



100 % Stride efficiency



Note: Horizontal distance axis grid lines are 200m furlongs.

Disclaimer.

HRNZ and NZMTC and Thoroughbred Ratings Pty Ltd accepts no responsibility for the completeness or accuracy of any of the information contained herein, and makes no representations about its suitability for any particular purpose. Users should make their own judgements about those matters and/or seek independent advice. You assume all risks associated with use of the data provided on this page.



Race Results



November 12, 2019, Race 10, CHRISTCHURCH CASINO NEW ZEALAND TROTTING CUP (STAND PACE), Distance 3200m, Addington - Survey 3200m

| Result | TAB no. | Horse (Barrier) | 3200 to | 3000m to | 2800m to | 2600m to | 2400m to |
|--------|---------|------------------------------|--------------|--------------|--------------|--------------|--------------|
| 7th | 5 | Nandolo (4) | 3000m | 2800m | 2600m | 2400m | 2200m |
| | | Position in running (margin) | - | 5(6.0) | 4(5.6) | 4(3.7) | 4(6.0) |
| | | Sectional time (s) | 16.02 | 13.69 | 14.60 | 14.28 | 15.05 |
| | | Cumulative time (s) | 236.85 | 220.83 | 207.14 | 192.54 | 178.26 |
| | | Speed (m/s) | 12.49 | 14.61 | 13.70 | 14.01 | 13.29 |
| | | Stride length (m) | 5.88 | 6.50 | 6.33 | 6.75 | 6.50 |
| | | Stride duration (s) | 0.460 | 0.445 | 0.462 | 0.482 | 0.489 |
| | | Stride efficiency (%) | 54.01 | 66.01 | 62.56 | 71.23 | 65.94 |
| | | Stride count | 34.02 | 30.77 | 31.61 | 29.62 | 30.79 |

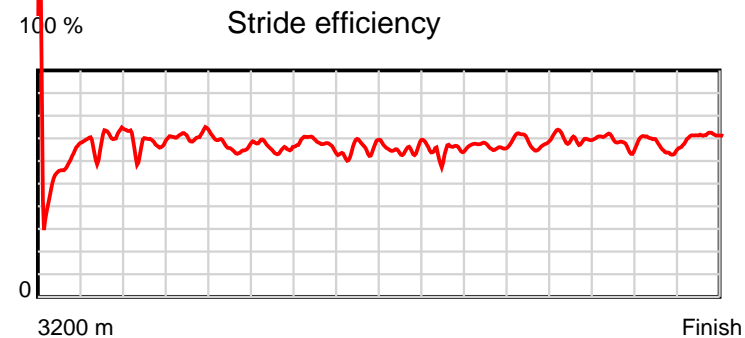
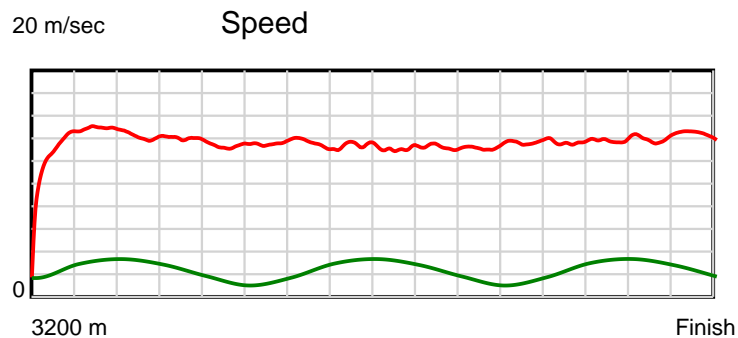
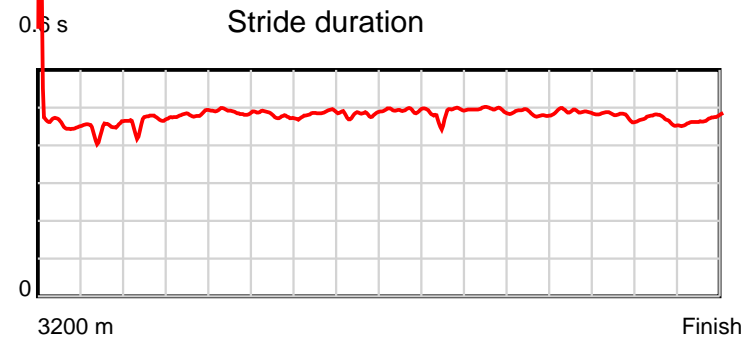
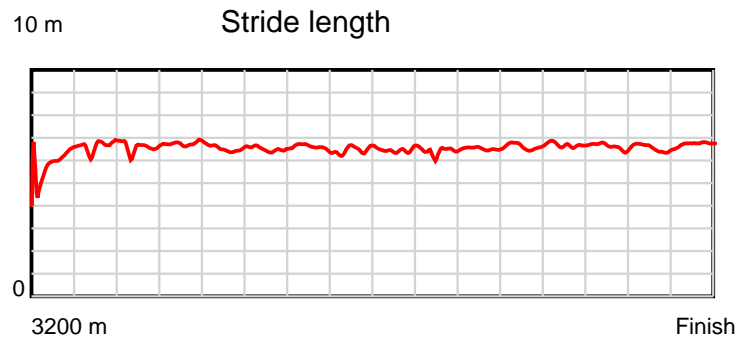
Disclaimer.

HRNZ and NZMTC and Thoroughbred Ratings Pty Ltd accepts no responsibility for the completeness or accuracy of any of the information contained herein, and makes no representations about its suitability for any particular purpose. Users should make their own judgements about those matters and/or seek independent advice. You assume all risks associated with use of the data provided on this page.

Race Results

November 12, 2019, Race 10, CHRISTCHURCH CASINO NEW ZEALAND TROTTING CUP (STAND PACE), Distance 3200m, Addington - Survey 3200m

| Result | TAB no. | Horse (Barrier) | 2200m to | 2000m to | 1800m to | 1600m to | 1400m to | 1200m to | 1000m to | 800m to | 600m to | 400m to | 200m to | Total or | Margin |
|--------|---------|------------------------------|--------------|--------------|--------------|--------------|--------------|--------------|-------------|-------------|-------------|-------------|-----------|----------------|--------|
| 7th | 5 | Nandolo (4) | 2000m | 1800m | 1600m | 1400m | 1200m | 1000m | 800m | 600m | 400m | 200m | WP | Average | |
| | | Position in running (margin) | 5(5.8) | 5(4.0) | 6(4.7) | 7(7.0) | 8(8.0) | 9(8.2) | 9(8.0) | 9(7.0) | 9(7.3) | 7(6.7) | 9(8.8) | | 7.80 |
| | | Sectional time (s) | 14.59 | 14.64 | 15.17 | 15.69 | 15.15 | 15.12 | 14.45 | 14.81 | 14.66 | 14.87 | 14.06 | | |
| | | Cumulative time (s) | 163.21 | 148.62 | 133.98 | 118.81 | 103.12 | 87.97 | 72.85 | 58.40 | 43.59 | 28.93 | 14.06 | 3:56.85 | |
| | | Speed (m/s) | 13.71 | 13.66 | 13.18 | 12.75 | 13.20 | 13.23 | 13.84 | 13.50 | 13.64 | 13.45 | 14.22 | 13.51 | |
| | | Stride length (m) | 6.56 | 6.62 | 6.37 | 6.30 | 6.36 | 6.54 | 6.71 | 6.61 | 6.51 | 6.27 | 6.71 | 6.46 | |
| | | Stride duration (s) | 0.479 | 0.485 | 0.483 | 0.494 | 0.482 | 0.495 | 0.485 | 0.490 | 0.477 | 0.466 | 0.471 | 0.478 | |
| | | Stride efficiency (%) | 67.27 | 68.57 | 63.38 | 61.99 | 63.21 | 66.83 | 70.39 | 68.37 | 66.29 | 61.50 | 70.26 | 65.27 | |
| | | Stride count | 30.48 | 30.19 | 31.41 | 31.75 | 31.45 | 30.58 | 29.80 | 30.24 | 30.71 | 31.88 | 29.83 | 495.13 | |



Note: Horizontal distance axis grid lines are 200m furlongs.

Disclaimer.

HRNZ and NZMTC and Thoroughbred Ratings Pty Ltd accepts no responsibility for the completeness or accuracy of any of the information contained herein, and makes no representations about its suitability for any particular purpose. Users should make their own judgements about those matters and/or seek independent advice. You assume all risks associated with use of the data provided on this page.



Race Results



November 12, 2019, Race 10, CHRISTCHURCH CASINO NEW ZEALAND TROTTING CUP (STAND PACE), Distance 3200m, Addington - Survey 3200m

| Result | TAB no. | Horse (Barrier) | 3200 to | 3000m to | 2800m to | 2600m to | 2400m to |
|--------|---------|-------------------------------|--------------|--------------|--------------|--------------|--------------|
| 8th | 11 | A G's White So... (10) | 3000m | 2800m | 2600m | 2400m | 2200m |
| | | Position in running (margin) | - | 11(16.8) | 11(18.9) | 11(16.3) | 11(17.6) |
| | | Sectional time (s) | 17.76 | 14.09 | 14.50 | 14.10 | 14.77 |
| | | Cumulative time (s) | 237.07 | 219.31 | 205.22 | 190.72 | 176.62 |
| | | Speed (m/s) | 11.26 | 14.19 | 13.79 | 14.18 | 13.54 |
| | | Stride length (m) | 6.07 | 6.79 | 6.68 | 7.03 | 6.75 |
| | | Stride duration (s) | 0.486 | 0.479 | 0.485 | 0.496 | 0.498 |
| | | Stride efficiency (%) | 57.60 | 72.11 | 69.83 | 77.33 | 71.23 |
| | | Stride count | 32.94 | 29.44 | 29.92 | 28.43 | 29.62 |

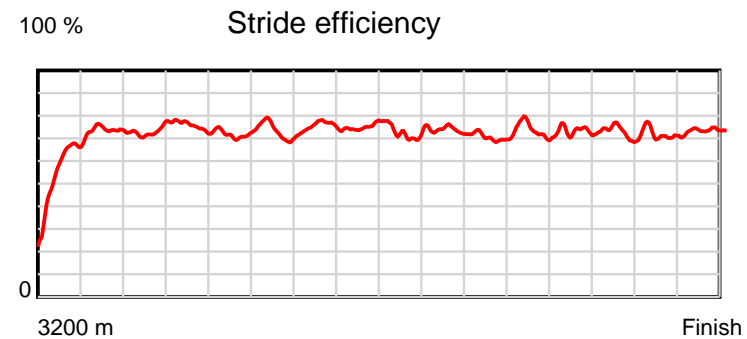
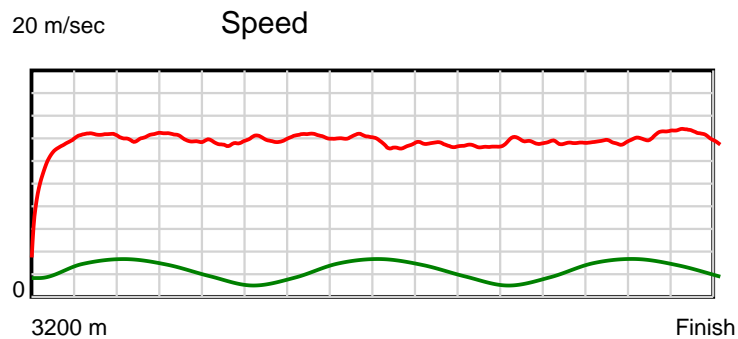
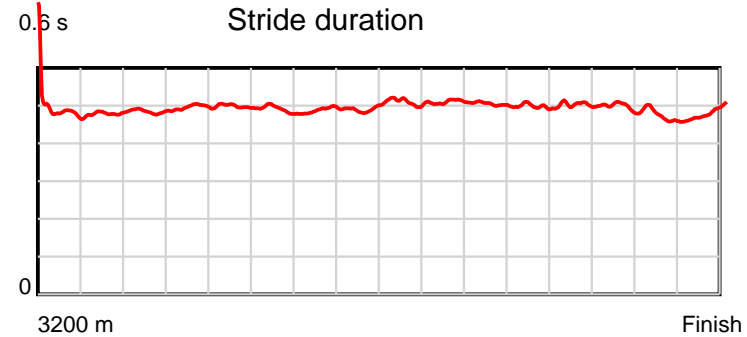
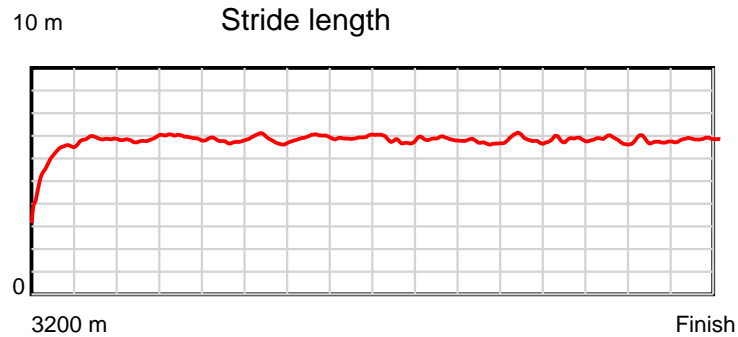
Disclaimer.

HRNZ and NZMTC and Thoroughbred Ratings Pty Ltd accepts no responsibility for the completeness or accuracy of any of the information contained herein, and makes no representations about its suitability for any particular purpose. Users should make their own judgements about those matters and/or seek independent advice. You assume all risks associated with use of the data provided on this page.

Race Results

November 12, 2019, Race 10, CHRISTCHURCH CASINO NEW ZEALAND TROTTING CUP (STAND PACE), Distance 3200m, Addington - Survey 3200m

| Result | TAB no. | Horse (Barrier) | 2200m to | 2000m to | 1800m to | 1600m to | 1400m to | 1200m to | 1000m to | 800m to | 600m to | 400m to | 200m to | Total or | Margin |
|--------|---------|-------------------------------|--------------|--------------|--------------|--------------|--------------|--------------|-------------|-------------|-------------|-------------|-----------|----------------|--------|
| 8th | 11 | A G's White So... (10) | 2000m | 1800m | 1600m | 1400m | 1200m | 1000m | 800m | 600m | 400m | 200m | WP | Average | |
| | | Position in running (margin) | 11(15.7) | 11(13.1) | 11(10.2) | 9(8.6) | 9(8.1) | 8(6.8) | 7(6.5) | 8(6.6) | 8(6.6) | 9(7.4) | 7(8.5) | | 9.00 |
| | | Sectional time (s) | 14.47 | 14.04 | 14.50 | 15.47 | 14.89 | 15.12 | 14.61 | 14.78 | 14.89 | 14.70 | 14.38 | | |
| | | Cumulative time (s) | 161.85 | 147.38 | 133.34 | 118.84 | 103.37 | 88.48 | 73.36 | 58.75 | 43.97 | 29.08 | 14.38 | 3:57.07 | |
| | | Speed (m/s) | 13.82 | 14.25 | 13.79 | 12.93 | 13.43 | 13.23 | 13.69 | 13.53 | 13.43 | 13.61 | 13.91 | 13.50 | |
| | | Stride length (m) | 6.78 | 6.95 | 6.78 | 6.60 | 6.84 | 6.67 | 6.82 | 6.81 | 6.67 | 6.42 | 6.74 | 6.71 | |
| | | Stride duration (s) | 0.491 | 0.488 | 0.491 | 0.510 | 0.509 | 0.504 | 0.498 | 0.503 | 0.496 | 0.471 | 0.485 | 0.497 | |
| | | Stride efficiency (%) | 71.88 | 75.51 | 71.76 | 68.09 | 73.13 | 69.45 | 72.61 | 72.45 | 69.42 | 64.32 | 70.98 | 70.26 | |
| | | Stride count | 29.49 | 28.77 | 29.51 | 30.30 | 29.24 | 30.00 | 29.34 | 29.37 | 30.01 | 31.17 | 29.67 | 477.22 | |



Note: Horizontal distance axis grid lines are 200m furlongs.

Disclaimer.

HRNZ and NZMTC and Thoroughbred Ratings Pty Ltd accepts no responsibility for the completeness or accuracy of any of the information contained herein, and makes no representations about its suitability for any particular purpose. Users should make their own judgements about those matters and/or seek independent advice. You assume all risks associated with use of the data provided on this page.



Race Results



November 12, 2019, Race 10, CHRISTCHURCH CASINO NEW ZEALAND TROTTING CUP (STAND PACE), Distance 3200m, Addington - Survey 3200m

| Result | TAB no. | Horse (Barrier) | 3200 to | 3000m to | 2800m to | 2600m to | 2400m to |
|--------|---------|------------------------------|--------------|--------------|--------------|--------------|--------------|
| 9th | 2 | Hail Christian (2) | 3000m | 2800m | 2600m | 2400m | 2200m |
| | | Position in running (margin) | - | 10(13.8) | 9(13.4) | 8(9.5) | 8(9.8) |
| | | Sectional time (s) | 17.29 | 13.69 | 14.28 | 13.94 | 14.98 |
| | | Cumulative time (s) | 238.33 | 221.04 | 207.35 | 193.07 | 179.13 |
| | | Speed (m/s) | 11.57 | 14.61 | 14.01 | 14.35 | 13.35 |
| | | Stride length (m) | 5.17 | 6.14 | 6.04 | 6.30 | 5.99 |
| | | Stride duration (s) | 0.420 | 0.421 | 0.431 | 0.439 | 0.449 |
| | | Stride efficiency (%) | 41.85 | 58.99 | 56.98 | 62.01 | 56.06 |
| | | Stride count | 38.65 | 32.55 | 33.12 | 31.75 | 33.39 |

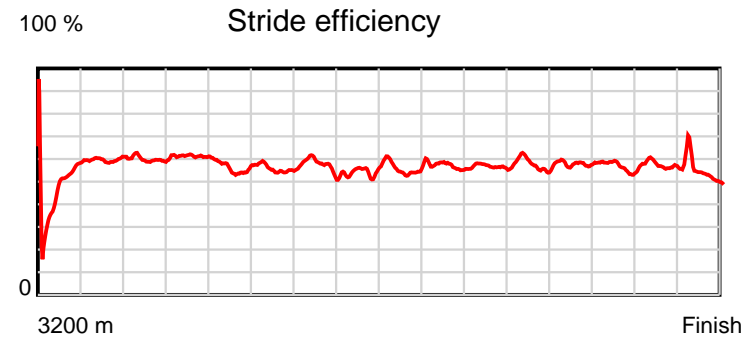
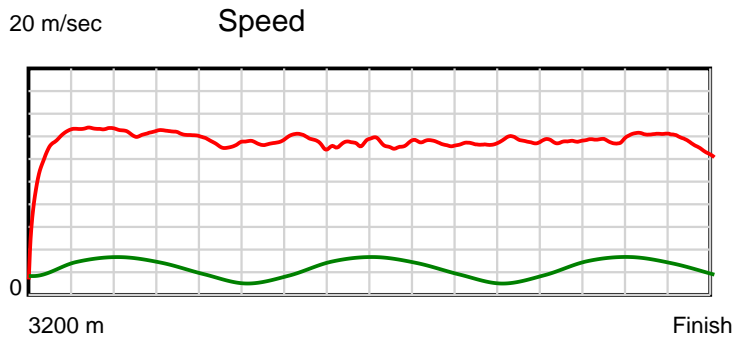
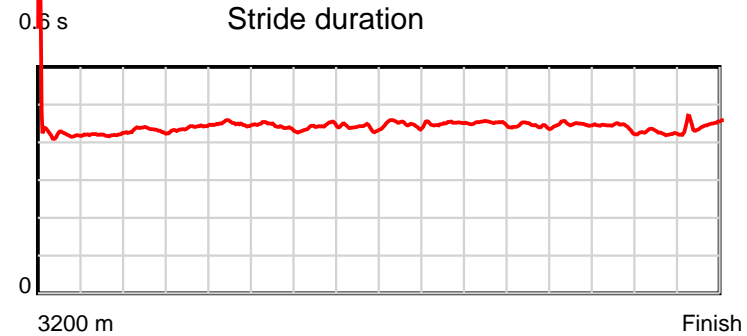
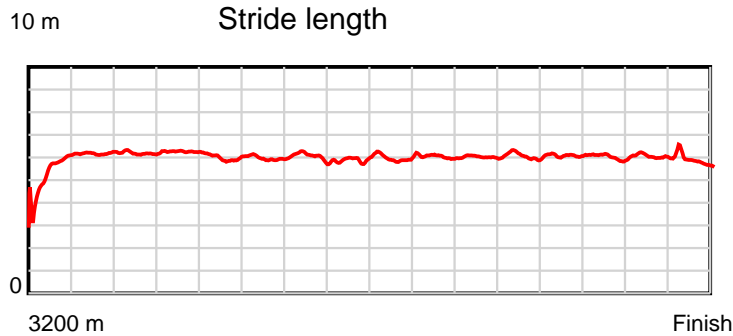
Disclaimer.

HRNZ and NZMTC and Thoroughbred Ratings Pty Ltd accepts no responsibility for the completeness or accuracy of any of the information contained herein, and makes no representations about its suitability for any particular purpose. Users should make their own judgements about those matters and/or seek independent advice. You assume all risks associated with use of the data provided on this page.

Race Results

November 12, 2019, Race 10, CHRISTCHURCH CASINO NEW ZEALAND TROTTING CUP (STAND PACE), Distance 3200m, Addington - Survey 3200m

| Result | TAB no. | Horse (Barrier) | 2200m to | 2000m to | 1800m to | 1600m to | 1400m to | 1200m to | 1000m to | 800m to | 600m to | 400m to | 200m to | Total or | Margin |
|--------|---------|------------------------------|----------|----------|----------|----------|----------|----------|----------|---------|---------|---------|---------|----------|--------|
| 9th | 2 | Hail Christian (2) | 2000m | 1800m | 1600m | 1400m | 1200m | 1000m | 800m | 600m | 400m | 200m | WP | Average | |
| | | Position in running (margin) | 8(9.2) | 9(8.6) | 10(9.2) | 11(10.9) | 11(9.9) | 10(8.8) | 10(8.1) | 10(8.9) | 10(8.7) | 11(9.4) | 11(9.0) | | 16.00 |
| | | Sectional time (s) | 14.80 | 14.62 | 15.05 | 15.38 | 14.92 | 15.06 | 14.74 | 14.72 | 14.89 | 14.45 | 15.52 | | |
| | | Cumulative time (s) | 164.15 | 149.35 | 134.73 | 119.68 | 104.30 | 89.38 | 74.32 | 59.58 | 44.86 | 29.97 | 15.52 | 3:58.33 | |
| | | Speed (m/s) | 13.51 | 13.68 | 13.29 | 13.00 | 13.40 | 13.28 | 13.57 | 13.59 | 13.43 | 13.84 | 12.89 | 13.43 | |
| | | Stride length (m) | 5.99 | 6.04 | 5.85 | 5.84 | 6.03 | 5.98 | 6.03 | 6.09 | 5.90 | 5.88 | 5.77 | 5.93 | |
| | | Stride duration (s) | 0.443 | 0.441 | 0.440 | 0.450 | 0.450 | 0.451 | 0.444 | 0.448 | 0.439 | 0.425 | 0.447 | 0.442 | |
| | | Stride efficiency (%) | 56.00 | 56.92 | 53.41 | 53.39 | 56.78 | 55.94 | 56.78 | 57.95 | 54.48 | 54.02 | 51.94 | 54.95 | |
| | | Stride count | 33.41 | 33.14 | 34.21 | 34.22 | 33.18 | 33.43 | 33.18 | 32.84 | 33.87 | 34.02 | 34.69 | 539.65 | |



Note: Horizontal distance axis grid lines are 200m furlongs.

Disclaimer.

HRNZ and NZMTC and Thoroughbred Ratings Pty Ltd accepts no responsibility for the completeness or accuracy of any of the information contained herein, and makes no representations about its suitability for any particular purpose. Users should make their own judgements about those matters and/or seek independent advice. You assume all risks associated with use of the data provided on this page.



Race Results



November 12, 2019, Race 10, CHRISTCHURCH CASINO NEW ZEALAND TROTTING CUP (STAND PACE), Distance 3200m, Addington - Survey 3200m

| Result | TAB no. | Horse (Barrier) | 3200 to | 3000m to | 2800m to | 2600m to | 2400m to |
|--------|---------|------------------------------|---------|----------|----------|----------|----------|
| 10th | 1 | San Carlo (1) | 3000m | 2800m | 2600m | 2400m | 2200m |
| | | Position in running (margin) | - | 9(11.0) | 7(9.7) | 7(8.0) | 7(9.0) |
| | | Sectional time (s) | 16.95 | 13.54 | 14.65 | 14.06 | 14.78 |
| | | Cumulative time (s) | 238.98 | 222.03 | 208.49 | 193.84 | 179.78 |
| | | Speed (m/s) | 11.80 | 14.77 | 13.65 | 14.22 | 13.53 |
| | | Stride length (m) | 5.43 | 6.83 | 6.53 | 6.86 | 6.63 |
| | | Stride duration (s) | 0.445 | 0.463 | 0.478 | 0.483 | 0.490 |
| | | Stride efficiency (%) | 46.02 | 72.93 | 66.54 | 73.61 | 68.78 |
| | | Stride count | 36.85 | 29.28 | 30.65 | 29.14 | 30.15 |

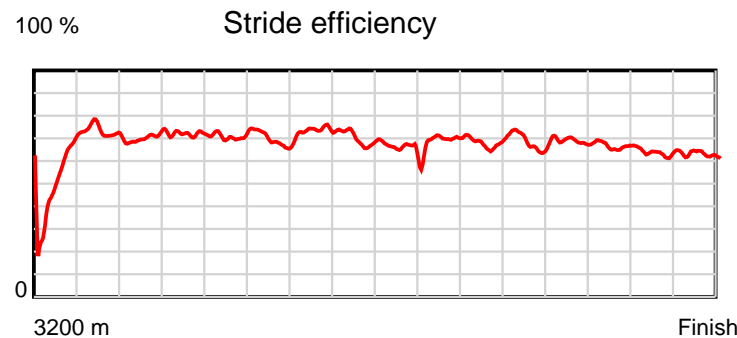
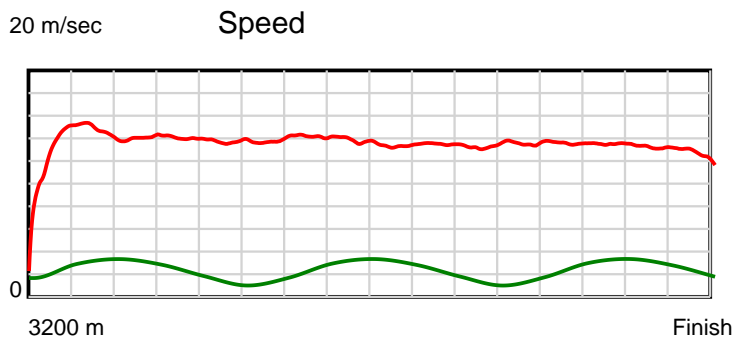
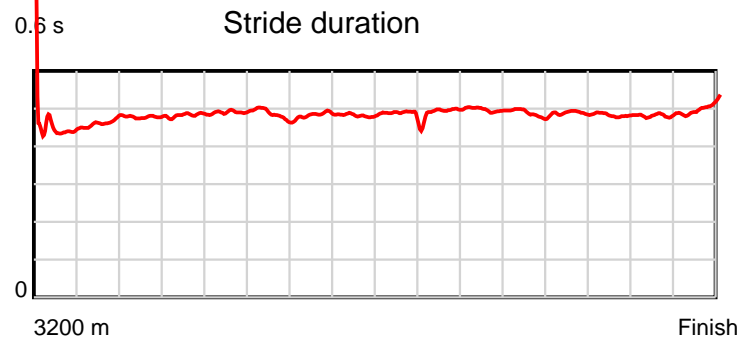
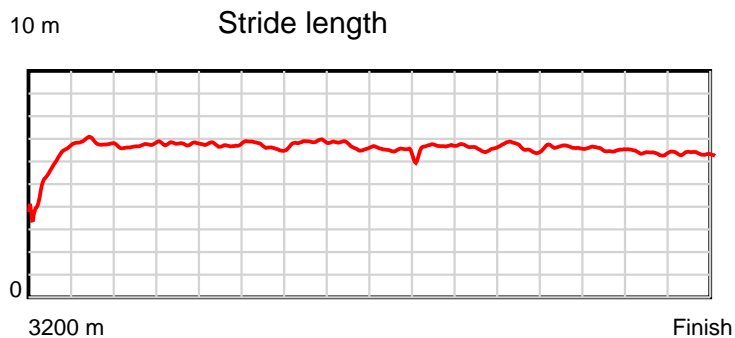
Disclaimer.

HRNZ and NZMTC and Thoroughbred Ratings Pty Ltd accepts no responsibility for the completeness or accuracy of any of the information contained herein, and makes no representations about its suitability for any particular purpose. Users should make their own judgements about those matters and/or seek independent advice. You assume all risks associated with use of the data provided on this page.

Race Results

November 12, 2019, Race 10, CHRISTCHURCH CASINO NEW ZEALAND TROTTING CUP (STAND PACE), Distance 3200m, Addington - Survey 3200m

| Result | TAB no. | Horse (Barrier) | 2200m to | 2000m to | 1800m to | 1600m to | 1400m to | 1200m to | 1000m to | 800m to | 600m to | 400m to | 200m to | Total or | Margin |
|--------|---------|------------------------------|----------|----------|----------|----------|----------|----------|----------|---------|---------|---------|---------|----------|--------|
| 10th | 1 | San Carlo (1) | 2000m | 1800m | 1600m | 1400m | 1200m | 1000m | 800m | 600m | 400m | 200m | WP | Average | |
| | | Position in running (margin) | 6(7.3) | 7(6.3) | 5(3.6) | 3(3.1) | 2(1.9) | 2(0.3) | 2(0.3) | 2(1.1) | 2(1.0) | 3(2.9) | 10(8.9) | | 19.60 |
| | | Sectional time (s) | 14.74 | 14.06 | 14.69 | 15.34 | 14.85 | 15.16 | 14.75 | 14.75 | 15.07 | 15.52 | 16.07 | | |
| | | Cumulative time (s) | 165.00 | 150.26 | 136.20 | 121.51 | 106.17 | 91.32 | 76.16 | 61.41 | 46.66 | 31.59 | 16.07 | 3:58.98 | |
| | | Speed (m/s) | 13.57 | 14.22 | 13.61 | 13.04 | 13.47 | 13.19 | 13.56 | 13.56 | 13.27 | 12.89 | 12.45 | 13.39 | |
| | | Stride length (m) | 6.57 | 6.88 | 6.57 | 6.28 | 6.68 | 6.55 | 6.61 | 6.62 | 6.41 | 6.22 | 6.29 | 6.48 | |
| | | Stride duration (s) | 0.484 | 0.484 | 0.482 | 0.482 | 0.496 | 0.496 | 0.487 | 0.488 | 0.483 | 0.482 | 0.505 | 0.484 | |
| | | Stride efficiency (%) | 67.41 | 74.06 | 67.40 | 61.72 | 69.75 | 67.00 | 68.19 | 68.50 | 64.14 | 60.37 | 61.75 | 65.57 | |
| | | Stride count | 30.45 | 29.05 | 30.45 | 31.82 | 29.94 | 30.54 | 30.28 | 30.21 | 31.22 | 32.18 | 31.81 | 494.02 | |



Note: Horizontal distance axis grid lines are 200m furlongs.

Disclaimer.

HRNZ and NZMTC and Thoroughbred Ratings Pty Ltd accepts no responsibility for the completeness or accuracy of any of the information contained herein, and makes no representations about its suitability for any particular purpose. Users should make their own judgements about those matters and/or seek independent advice. You assume all risks associated with use of the data provided on this page.



Race Results



November 12, 2019, Race 10, CHRISTCHURCH CASINO NEW ZEALAND TROTTING CUP (STAND PACE), Distance 3200m, Addington - Survey 3200m

| Result | TAB no. | Horse (Barrier) | 3200 to | 3000m to | 2800m to | 2600m to | 2400m to |
|--------|---------|------------------------------|--------------|--------------|--------------|--------------|--------------|
| 11th | 12 | Mach Shard (11) | 3000m | 2800m | 2600m | 2400m | 2200m |
| | | Position in running (margin) | - | 8(11.0) | 8(11.7) | 9(10.0) | 9(11.5) |
| | | Sectional time (s) | 16.91 | 13.87 | 14.65 | 14.14 | 14.76 |
| | | Cumulative time (s) | 239.21 | 222.30 | 208.43 | 193.78 | 179.64 |
| | | Speed (m/s) | 11.83 | 14.42 | 13.65 | 14.14 | 13.55 |
| | | Stride length (m) | 5.63 | 6.35 | 6.10 | 6.48 | 6.22 |
| | | Stride duration (s) | 0.423 | 0.441 | 0.447 | 0.458 | 0.459 |
| | | Stride efficiency (%) | 49.49 | 63.07 | 58.12 | 65.67 | 60.54 |
| | | Stride count | 35.54 | 31.48 | 32.79 | 30.85 | 32.13 |

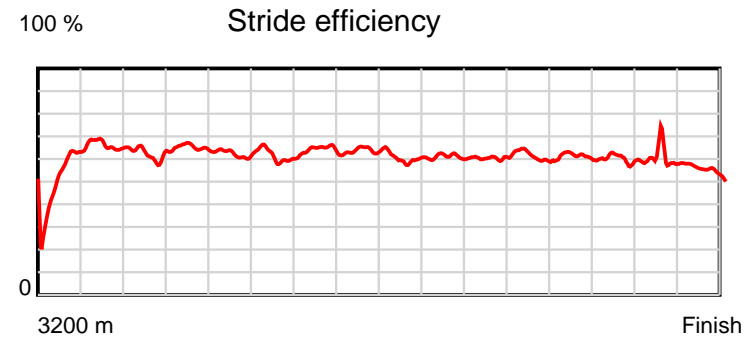
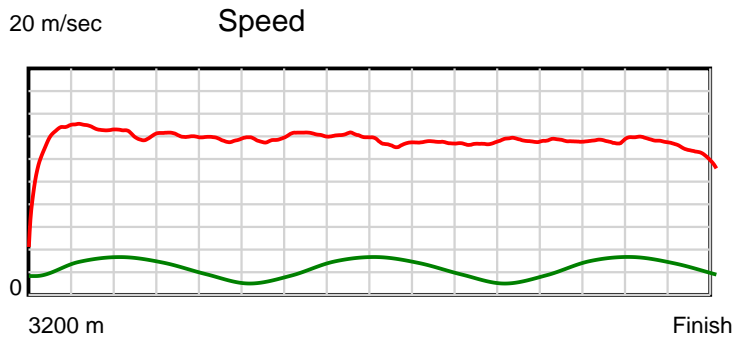
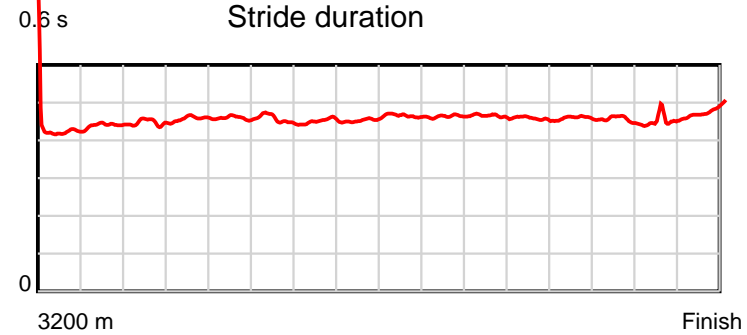
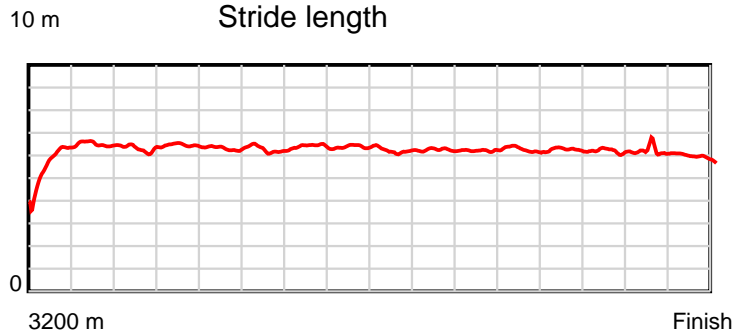
Disclaimer.

HRNZ and NZMTC and Thoroughbred Ratings Pty Ltd accepts no responsibility for the completeness or accuracy of any of the information contained herein, and makes no representations about its suitability for any particular purpose. Users should make their own judgements about those matters and/or seek independent advice. You assume all risks associated with use of the data provided on this page.

Race Results

November 12, 2019, Race 10, CHRISTCHURCH CASINO NEW ZEALAND TROTTING CUP (STAND PACE), Distance 3200m, Addington - Survey 3200m

| Result | TAB no. | Horse (Barrier) | 2200m to | 2000m to | 1800m to | 1600m to | 1400m to | 1200m to | 1000m to | 800m to | 600m to | 400m to | 200m to | Total or | Margin |
|--------|---------|------------------------------|--------------|--------------|--------------|--------------|--------------|--------------|-------------|-------------|-------------|-------------|-----------|----------------|--------|
| 11th | 12 | Mach Shard (11) | 2000m | 1800m | 1600m | 1400m | 1200m | 1000m | 800m | 600m | 400m | 200m | WP | Average | |
| | | Position in running (margin) | 9(9.6) | 8(8.6) | 7(6.2) | 5(5.0) | 4(3.9) | 4(2.7) | 4(2.6) | 4(4.0) | 4(3.6) | 5(4.8) | 8(8.5) | | 20.80 |
| | | Sectional time (s) | 14.73 | 14.12 | 14.59 | 15.35 | 14.91 | 15.14 | 14.85 | 14.70 | 14.96 | 15.13 | 16.40 | | |
| | | Cumulative time (s) | 164.88 | 150.15 | 136.03 | 121.44 | 106.09 | 91.18 | 76.04 | 61.19 | 46.49 | 31.53 | 16.40 | 3:59.21 | |
| | | Speed (m/s) | 13.58 | 14.16 | 13.71 | 13.03 | 13.41 | 13.21 | 13.47 | 13.61 | 13.37 | 13.22 | 12.20 | 13.38 | |
| | | Stride length (m) | 6.19 | 6.39 | 6.23 | 6.06 | 6.22 | 6.13 | 6.16 | 6.25 | 6.07 | 5.97 | 5.88 | 6.14 | |
| | | Stride duration (s) | 0.456 | 0.451 | 0.454 | 0.465 | 0.464 | 0.464 | 0.457 | 0.460 | 0.454 | 0.452 | 0.482 | 0.459 | |
| | | Stride efficiency (%) | 59.79 | 63.87 | 60.61 | 57.30 | 60.42 | 58.72 | 59.23 | 61.06 | 57.58 | 55.78 | 53.97 | 58.89 | |
| | | Stride count | 32.33 | 31.28 | 32.11 | 33.03 | 32.16 | 32.63 | 32.49 | 31.99 | 32.95 | 33.47 | 34.03 | 521.26 | |



Note: Horizontal distance axis grid lines are 200m furlongs.

Disclaimer.

HRNZ and NZMTC and Thoroughbred Ratings Pty Ltd accepts no responsibility for the completeness or accuracy of any of the information contained herein, and makes no representations about its suitability for any particular purpose. Users should make their own judgements about those matters and/or seek independent advice. You assume all risks associated with use of the data provided on this page.



Race Results



November 12, 2019, Race 10, CHRISTCHURCH CASINO NEW ZEALAND TROTTING CUP (STAND PACE), Distance 3200m, Addington - Survey 3200m

| Result | TAB no. | Horse (Barrier) | 3200 to | 3000m to | 2800m to | 2600m to | 2400m to |
|--------|---------|------------------------------|--------------|--------------|--------------|--------------|--------------|
| 12th | 10 | Smokin By (9) | 3000m | 2800m | 2600m | 2400m | 2200m |
| | | Position in running (margin) | - | 12(26.7) | 12(26.9) | 12(22.7) | 12(23.0) |
| | | Sectional time (s) | 19.55 | 13.78 | 14.23 | 13.93 | 14.22 |
| | | Cumulative time (s) | 241.69 | 222.14 | 208.36 | 194.13 | 180.20 |
| | | Speed (m/s) | 10.23 | 14.51 | 14.05 | 14.36 | 14.06 |
| | | Stride length (m) | 4.47 | 6.42 | 6.18 | 6.46 | 6.37 |
| | | Stride duration (s) | 0.442 | 0.443 | 0.440 | 0.450 | 0.453 |
| | | Stride efficiency (%) | 31.20 | 64.46 | 59.75 | 65.27 | 63.46 |
| | | Stride count | 44.76 | 31.14 | 32.34 | 30.95 | 31.38 |

Disclaimer.

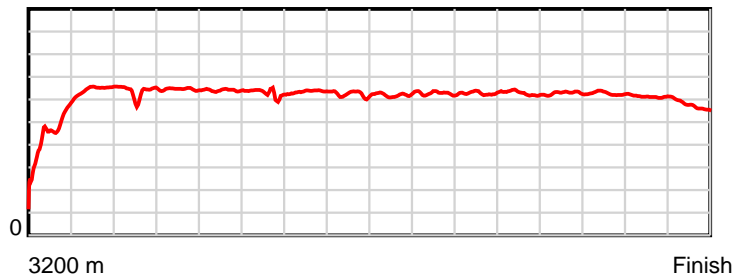
HRNZ and NZMTC and Thoroughbred Ratings Pty Ltd accepts no responsibility for the completeness or accuracy of any of the information contained herein, and makes no representations about its suitability for any particular purpose. Users should make their own judgements about those matters and/or seek independent advice. You assume all risks associated with use of the data provided on this page.

Race Results

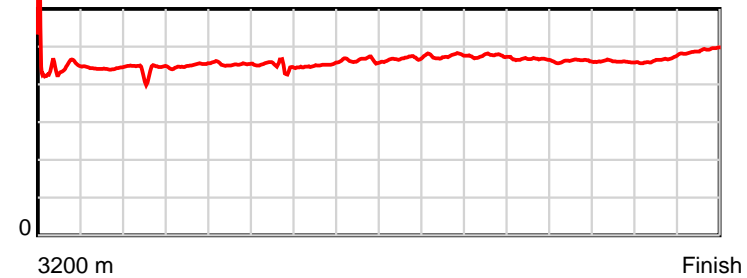
November 12, 2019, Race 10, CHRISTCHURCH CASINO NEW ZEALAND TROTTING CUP (STAND PACE), Distance 3200m, Addington - Survey 3200m

| Result | TAB no. | Horse (Barrier) | 2200m to | 2000m to | 1800m to | 1600m to | 1400m to | 1200m to | 1000m to | 800m to | 600m to | 400m to | 200m to | Total or | Margin |
|--------|---------|------------------------------|--------------|--------------|--------------|--------------|--------------|--------------|-------------|-------------|-------------|-------------|-----------|----------------|--------|
| 12th | 10 | Smokin By (9) | 2000m | 1800m | 1600m | 1400m | 1200m | 1000m | 800m | 600m | 400m | 200m | WP | Average | |
| | | Position in running (margin) | 12(17.8) | 12(13.6) | 12(11.7) | 12(13.7) | 12(11.5) | 12(12.4) | 12(12.5) | 12(12.7) | 12(11.9) | 12(12.9) | 12(17.9) | | 34.70 |
| | | Sectional time (s) | 14.19 | 14.22 | 15.10 | 15.17 | 15.26 | 15.19 | 14.63 | 14.65 | 14.93 | 15.35 | 17.29 | | |
| | | Cumulative time (s) | 165.98 | 151.79 | 137.57 | 122.47 | 107.30 | 92.04 | 76.85 | 62.22 | 47.57 | 32.64 | 17.29 | 4:01.69 | |
| | | Speed (m/s) | 14.09 | 14.06 | 13.25 | 13.18 | 13.11 | 13.17 | 13.67 | 13.65 | 13.40 | 13.03 | 11.57 | 13.24 | |
| | | Stride length (m) | 6.26 | 6.34 | 6.14 | 6.18 | 6.23 | 6.26 | 6.36 | 6.30 | 6.16 | 6.08 | 5.67 | 6.07 | |
| | | Stride duration (s) | 0.444 | 0.450 | 0.464 | 0.469 | 0.475 | 0.475 | 0.466 | 0.461 | 0.460 | 0.466 | 0.491 | 0.459 | |
| | | Stride efficiency (%) | 61.33 | 62.73 | 58.99 | 59.66 | 60.64 | 61.26 | 63.27 | 62.07 | 59.36 | 57.69 | 50.29 | 57.66 | |
| | | Stride count | 31.92 | 31.57 | 32.55 | 32.37 | 32.10 | 31.94 | 31.43 | 31.73 | 32.45 | 32.92 | 35.25 | 526.80 | |

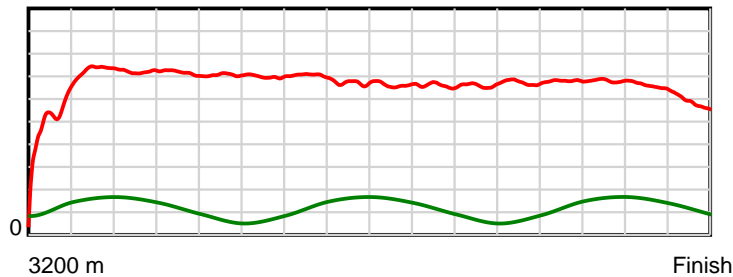
10 m Stride length



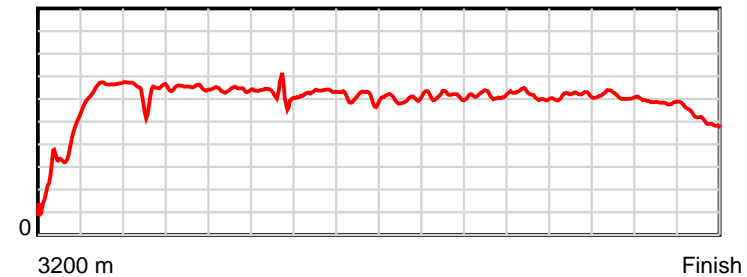
0.6 s Stride duration



20 m/sec Speed



100 % Stride efficiency



Note: Horizontal distance axis grid lines are 200m furlongs.

Disclaimer.

HRNZ and NZMTC and Thoroughbred Ratings Pty Ltd accepts no responsibility for the completeness or accuracy of any of the information contained herein, and makes no representations about its suitability for any particular purpose. Users should make their own judgements about those matters and/or seek independent advice. You assume all risks associated with use of the data provided on this page.