



Race Results

NZ Metropolitan Trotting Club Inc, HRNZ, November 12, 2019

Compilation date: November 14, 2019, 9:21:22 AM (NZDT)

Copyright © 2019 HRNZ and NZMTC. All rights reserved.

Trademarks.

StrideMASTER is a registered trademark of Thoroughbred Ratings Pty Ltd.

Disclaimer.

HRNZ and NZMTC and Thoroughbred Ratings Pty Ltd accepts no responsibility for the completeness or accuracy of any of the information contained herein, and makes no representations about its suitability for any particular purpose. Users should make their own judgements about those matters and/or seek independent advice. You assume all risks associated with use of the data provided on this page.



Race Results



November 12, 2019, Race 11, DRYMIX CEMENT TROT, Distance 2600m, Addington - Survey 3200m

Result	TAB no.	Horse (Barrier)	2600 to	2400m to
1st	14	Rydgemont Son (13)	2400m	2200m
		Position in running (margin)	-	12(14.3)
		Sectional time (s)	19.15	15.36
		Cumulative time (s)	200.40	181.25
		Speed (m/s)	10.44	13.02
		Stride length (m)	5.53	5.99
		Stride duration (s)	0.478	0.460
		Stride efficiency (%)	47.78	55.99
		Stride count	36.17	33.41

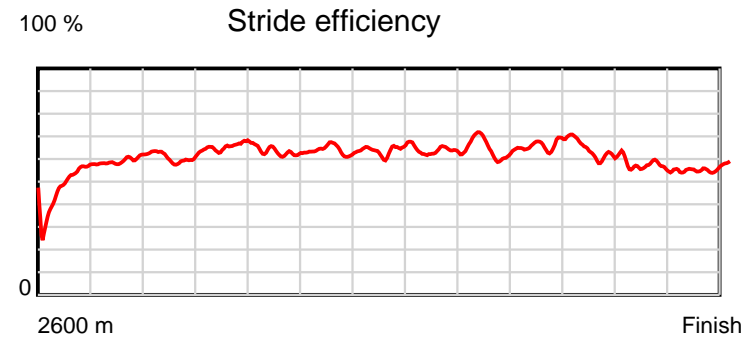
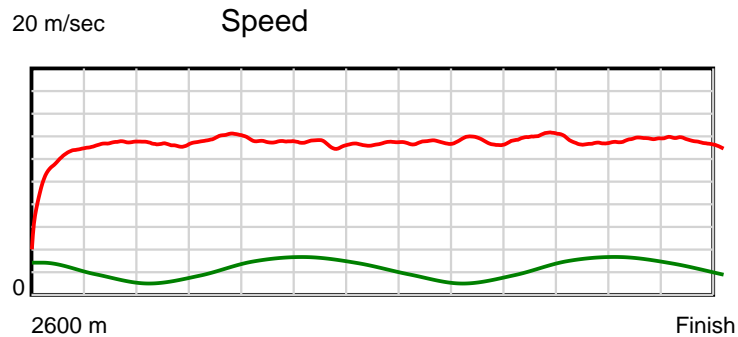
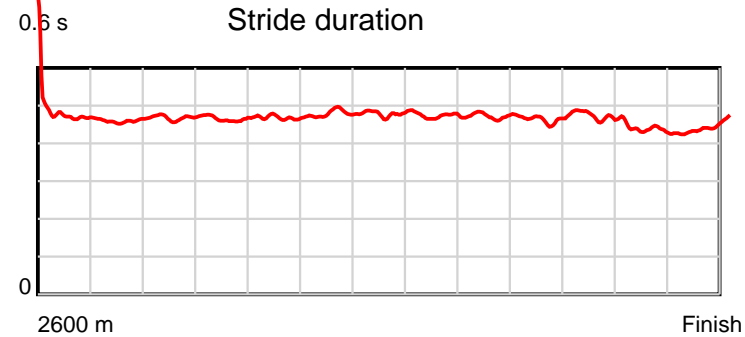
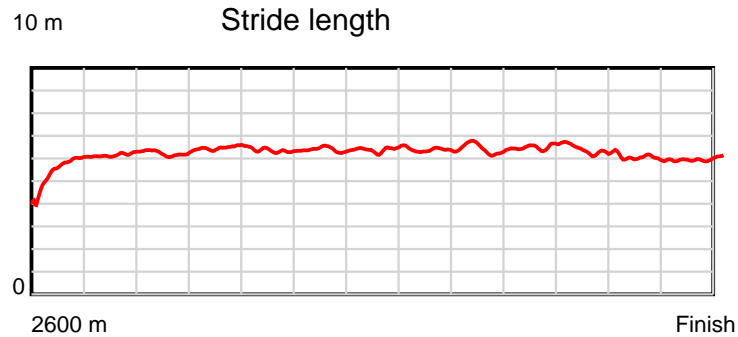
Disclaimer.

HRNZ and NZMTC and Thoroughbred Ratings Pty Ltd accepts no responsibility for the completeness or accuracy of any of the information contained herein, and makes no representations about its suitability for any particular purpose. Users should make their own judgements about those matters and/or seek independent advice. You assume all risks associated with use of the data provided on this page.

Race Results

November 12, 2019, Race 11, DRYMIX CEMENT TROT, Distance 2600m, Addington - Survey 3200m

Result	TAB no.	Horse (Barrier)	2200m to	2000m to	1800m to	1600m to	1400m to	1200m to	1000m to	800m to	600m to	400m to	200m to	Total or	Margin
1st	14	Rydgemont Son (13)	2000m	1800m	1600m	1400m	1200m	1000m	800m	600m	400m	200m	WP	Average	
		Position in running (margin)	10(14.9)	11(15.3)	11(13.3)	11(14.7)	12(13.4)	12(11.5)	11(11.2)	10(11.9)	9(6.9)	9(7.1)	4(4.1)		0.00
		Sectional time (s)	15.50	14.50	15.23	15.51	15.15	15.12	15.05	14.30	15.59	15.02	14.92		
		Cumulative time (s)	165.89	150.39	135.89	120.66	105.15	90.00	74.88	59.83	45.53	29.94	14.92	3:20.40	
		Speed (m/s)	12.90	13.79	13.13	12.89	13.20	13.23	13.29	13.99	12.83	13.32	13.40	12.97	
		Stride length (m)	6.04	6.40	6.16	6.18	6.33	6.24	6.28	6.49	6.04	5.77	5.98	6.10	
		Stride duration (s)	0.468	0.464	0.469	0.479	0.480	0.472	0.473	0.464	0.471	0.433	0.446	0.470	
		Stride efficiency (%)	57.09	64.10	59.22	59.72	62.67	60.77	61.65	65.91	57.09	52.08	55.84	58.15	
		Stride count	33.09	31.23	32.49	32.35	31.58	32.07	31.84	30.80	33.09	34.64	33.46	426.22	



Note: Horizontal distance axis grid lines are 200m furlongs.

Disclaimer.

HRNZ and NZMTC and Thoroughbred Ratings Pty Ltd accepts no responsibility for the completeness or accuracy of any of the information contained herein, and makes no representations about its suitability for any particular purpose. Users should make their own judgements about those matters and/or seek independent advice. You assume all risks associated with use of the data provided on this page.



Race Results



November 12, 2019, Race 11, DRYMIX CEMENT TROT, Distance 2600m, Addington - Survey 3200m

Result	TAB no.	Horse (Barrier)	2600 to 2400m	2400m to 2200m
2nd	2	Never Mind (4)		
		Position in running (margin)	-	4(5.0)
		Sectional time (s)	17.60	15.19
		Cumulative time (s)	200.96	183.36
		Speed (m/s)	11.36	13.17
		Stride length (m)	5.11	5.81
		Stride duration (s)	0.442	0.441
		Stride efficiency (%)	40.83	52.75
		Stride count	39.13	34.42

Disclaimer.

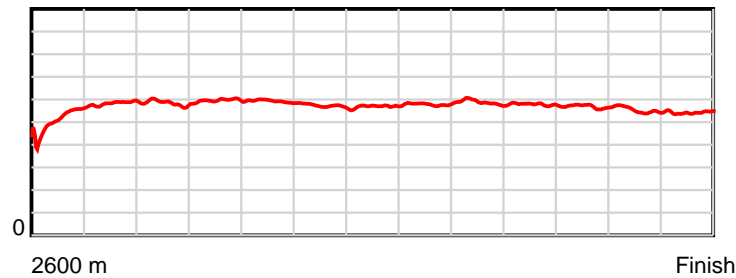
HRNZ and NZMTC and Thoroughbred Ratings Pty Ltd accepts no responsibility for the completeness or accuracy of any of the information contained herein, and makes no representations about its suitability for any particular purpose. Users should make their own judgements about those matters and/or seek independent advice. You assume all risks associated with use of the data provided on this page.

Race Results

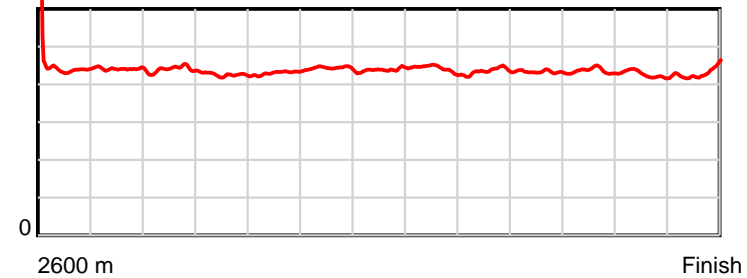
November 12, 2019, Race 11, DRYMIX CEMENT TROT, Distance 2600m, Addington - Survey 3200m

Result	TAB no.	Horse (Barrier)	2200m to	2000m to	1800m to	1600m to	1400m to	1200m to	1000m to	800m to	600m to	400m to	200m to	Total or	Margin
2nd	2	Never Mind (4)	2000m	1800m	1600m	1400m	1200m	1000m	800m	600m	400m	200m	WP	Average	
		Position in running (margin)	3(4.5)	3(3.4)	2(0.3)	1(0.0)	1(0.0)	1(0.0)	1(0.0)	1(0.0)	1(0.0)	1(0.0)	1(0.0)		3.10
		Sectional time (s)	15.24	14.34	14.93	15.73	15.46	15.17	14.95	15.13	15.55	15.52	16.15		
		Cumulative time (s)	168.17	152.93	138.59	123.66	107.93	92.47	77.30	62.35	47.22	31.67	16.15	3:20.96	
		Speed (m/s)	13.12	13.95	13.40	12.71	12.94	13.18	13.38	13.22	12.86	12.89	12.38	12.94	
		Stride length (m)	5.77	5.93	5.77	5.63	5.68	5.82	5.82	5.72	5.60	5.49	5.36	5.65	
		Stride duration (s)	0.440	0.425	0.431	0.443	0.439	0.441	0.435	0.433	0.436	0.426	0.433	0.436	
		Stride efficiency (%)	52.01	54.98	52.05	49.48	50.35	52.85	52.99	51.14	49.06	47.13	44.93	49.82	
		Stride count	34.67	33.72	34.65	35.54	35.23	34.39	34.34	34.96	35.69	36.42	37.30	460.46	

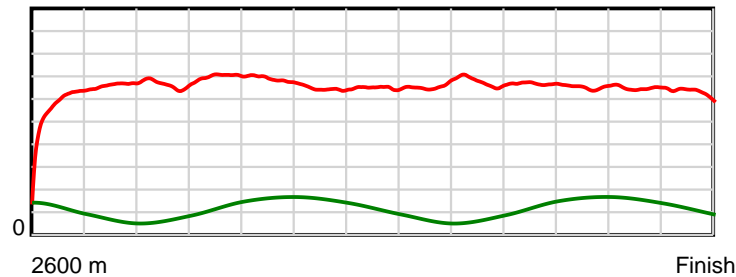
10 m Stride length



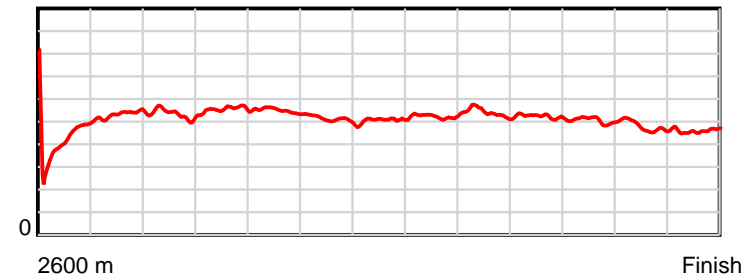
0.6 s Stride duration



20 m/sec Speed



100 % Stride efficiency



Note: Horizontal distance axis grid lines are 200m furlongs.

Disclaimer.

HRNZ and NZMTC and Thoroughbred Ratings Pty Ltd accepts no responsibility for the completeness or accuracy of any of the information contained herein, and makes no representations about its suitability for any particular purpose. Users should make their own judgements about those matters and/or seek independent advice. You assume all risks associated with use of the data provided on this page.



Race Results



November 12, 2019, Race 11, DRYMIX CEMENT TROT, Distance 2600m, Addington - Survey 3200m

Result	TAB no.	Horse (Barrier)	2600 to	2400m to
3rd	17	Rebel Kibbybon... (1)	2400m	2200m
		Position in running (margin)	-	9(8.4)
		Sectional time (s)	18.19	15.69
		Cumulative time (s)	201.21	183.02
		Speed (m/s)	10.99	12.75
		Stride length (m)	5.81	6.39
		Stride duration (s)	0.480	0.501
		Stride efficiency (%)	52.77	63.81
		Stride count	34.42	31.30

Disclaimer.

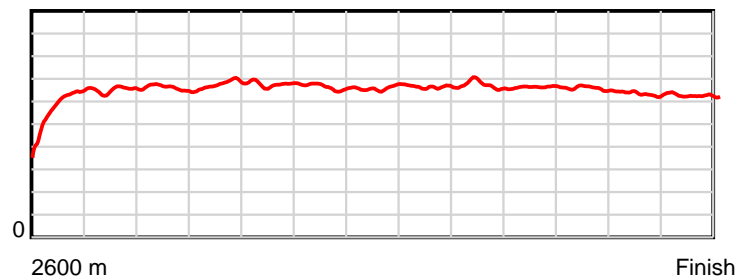
HRNZ and NZMTC and Thoroughbred Ratings Pty Ltd accepts no responsibility for the completeness or accuracy of any of the information contained herein, and makes no representations about its suitability for any particular purpose. Users should make their own judgements about those matters and/or seek independent advice. You assume all risks associated with use of the data provided on this page.

Race Results

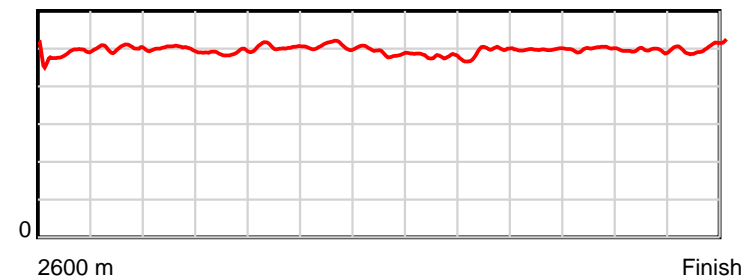
November 12, 2019, Race 11, DRYMIX CEMENT TROT, Distance 2600m, Addington - Survey 3200m

Result	TAB no.	Horse (Barrier)	2200m to	2000m to	1800m to	1600m to	1400m to	1200m to	1000m to	800m to	600m to	400m to	200m to	Total or	Margin
3rd	17	Rebel Kibbybon... (1)	2000m	1800m	1600m	1400m	1200m	1000m	800m	600m	400m	200m	WP	Average	
		Position in running (margin)	8(11.0)	9(10.5)	9(8.2)	8(10.2)	8(9.1)	5(5.1)	3(1.8)	2(1.8)	2(1.3)	2(0.9)	2(2.3)		4.50
		Sectional time (s)	15.35	14.45	15.34	15.54	14.78	14.63	14.95	15.05	15.48	15.75	16.01		
		Cumulative time (s)	167.33	151.98	137.53	122.19	106.65	91.87	77.24	62.29	47.24	31.76	16.01	3:21.21	
		Speed (m/s)	13.03	13.84	13.04	12.87	13.53	13.67	13.38	13.29	12.92	12.70	12.49	12.92	
		Stride length (m)	6.52	6.77	6.59	6.52	6.63	6.54	6.62	6.62	6.44	6.31	6.29	6.46	
		Stride duration (s)	0.501	0.489	0.506	0.507	0.490	0.478	0.495	0.498	0.499	0.497	0.504	0.500	
		Stride efficiency (%)	66.48	71.60	67.94	66.50	68.65	66.88	68.58	68.48	64.85	62.18	61.85	65.17	
		Stride count	30.66	29.55	30.33	30.66	30.18	30.57	30.19	30.21	31.05	31.71	31.79	402.62	

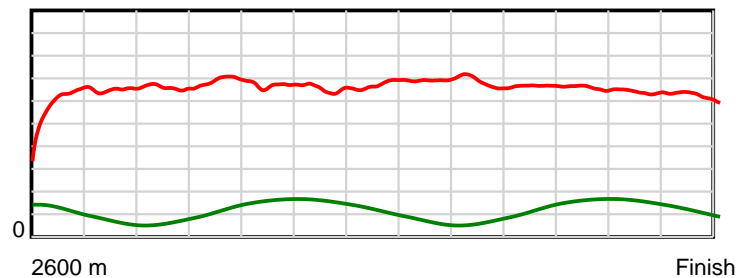
10 m Stride length



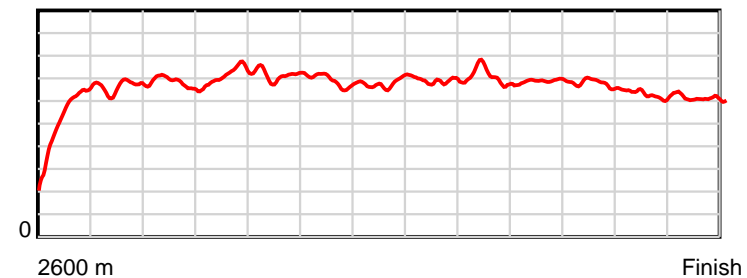
0.6 s Stride duration



20 m/sec Speed



100 % Stride efficiency



Note: Horizontal distance axis grid lines are 200m furlongs.

Disclaimer.

HRNZ and NZMTC and Thoroughbred Ratings Pty Ltd accepts no responsibility for the completeness or accuracy of any of the information contained herein, and makes no representations about its suitability for any particular purpose. Users should make their own judgements about those matters and/or seek independent advice. You assume all risks associated with use of the data provided on this page.



Race Results



November 12, 2019, Race 11, DRYMIX CEMENT TROT, Distance 2600m, Addington - Survey 3200m

Result	TAB no.	Horse (Barrier)	2600 to	2400m to
4th	1	Lone Star Lad (3)	2400m	2200m
		Position in running (margin)	-	2(2.3)
		Sectional time (s)	17.03	15.40
		Cumulative time (s)	201.38	184.35
		Speed (m/s)	11.74	12.99
		Stride length (m)	5.54	6.14
		Stride duration (s)	0.468	0.473
		Stride efficiency (%)	47.89	58.89
		Stride count	36.13	32.58

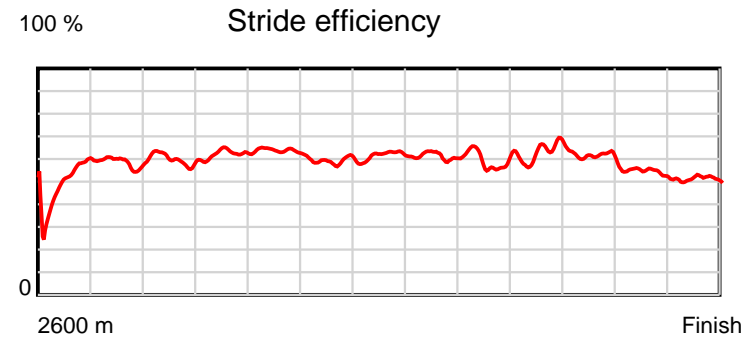
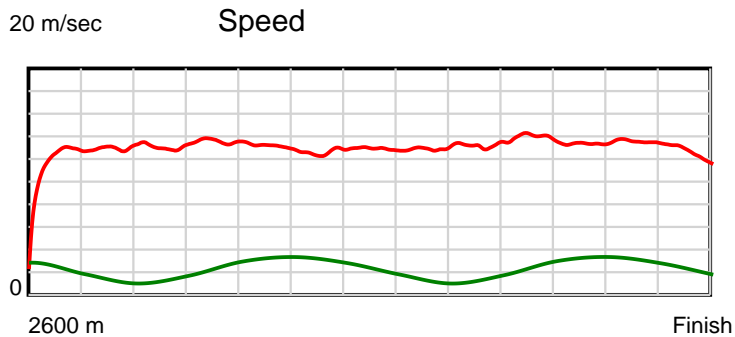
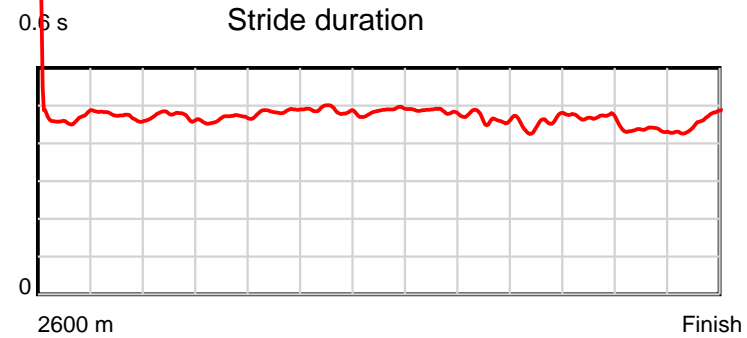
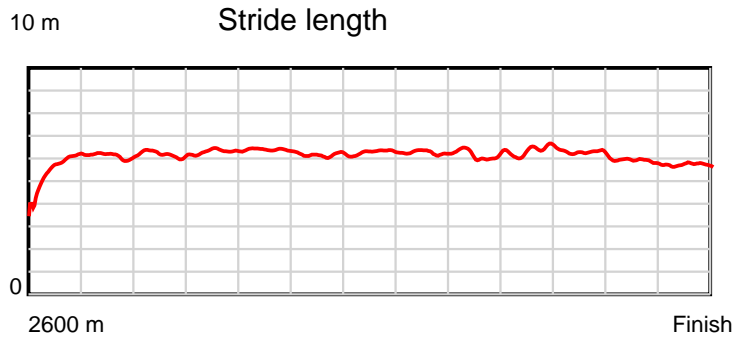
Disclaimer.

HRNZ and NZMTC and Thoroughbred Ratings Pty Ltd accepts no responsibility for the completeness or accuracy of any of the information contained herein, and makes no representations about its suitability for any particular purpose. Users should make their own judgements about those matters and/or seek independent advice. You assume all risks associated with use of the data provided on this page.

Race Results

November 12, 2019, Race 11, DRYMIX CEMENT TROT, Distance 2600m, Addington - Survey 3200m

Result	TAB no.	Horse (Barrier)	2200m to	2000m to	1800m to	1600m to	1400m to	1200m to	1000m to	800m to	600m to	400m to	200m to	Total or	Margin
4th	1	Lone Star Lad (3)	2000m	1800m	1600m	1400m	1200m	1000m	800m	600m	400m	200m	WP	Average	
		Position in running (margin)	2(3.1)	2(2.4)	3(2.1)	4(4.6)	5(5.6)	7(5.7)	7(7.4)	7(9.5)	7(5.2)	7(5.0)	3(2.7)		5.40
		Sectional time (s)	15.31	14.79	15.40	15.89	15.48	15.45	15.30	14.41	15.52	15.13	16.27		
		Cumulative time (s)	168.95	153.64	138.85	123.45	107.56	92.08	76.63	61.33	46.92	31.40	16.27	3:21.38	
		Speed (m/s)	13.06	13.52	12.99	12.59	12.92	12.94	13.07	13.88	12.89	13.22	12.29	12.91	
		Stride length (m)	6.19	6.28	6.29	6.15	6.27	6.28	6.10	6.32	6.05	5.74	5.63	6.06	
		Stride duration (s)	0.473	0.465	0.485	0.489	0.485	0.485	0.467	0.456	0.469	0.434	0.458	0.470	
		Stride efficiency (%)	59.79	61.72	61.85	59.10	61.40	61.68	58.17	62.42	57.16	51.44	49.57	57.46	
		Stride count	32.33	31.82	31.79	32.52	31.91	31.83	32.78	31.64	33.07	34.86	35.51	428.77	



Note: Horizontal distance axis grid lines are 200m furlongs.

Disclaimer.

HRNZ and NZMTC and Thoroughbred Ratings Pty Ltd accepts no responsibility for the completeness or accuracy of any of the information contained herein, and makes no representations about its suitability for any particular purpose. Users should make their own judgements about those matters and/or seek independent advice. You assume all risks associated with use of the data provided on this page.



Race Results



November 12, 2019, Race 11, DRYMIX CEMENT TROT, Distance 2600m, Addington - Survey 3200m

Result	TAB no.	Horse (Barrier)	2600 to	2400m to
5th	16	Doff Your Cap (2)	2400m	2200m
		Position in running (margin)	-	14(18.2)
		Sectional time (s)	19.75	15.42
		Cumulative time (s)	201.44	181.69
		Speed (m/s)	10.13	12.97
		Stride length (m)	5.67	6.05
		Stride duration (s)	0.488	0.467
		Stride efficiency (%)	50.27	57.26
		Stride count	35.26	33.04

Disclaimer.

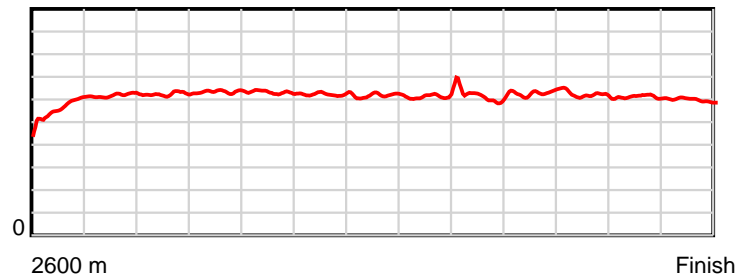
HRNZ and NZMTC and Thoroughbred Ratings Pty Ltd accepts no responsibility for the completeness or accuracy of any of the information contained herein, and makes no representations about its suitability for any particular purpose. Users should make their own judgements about those matters and/or seek independent advice. You assume all risks associated with use of the data provided on this page.

Race Results

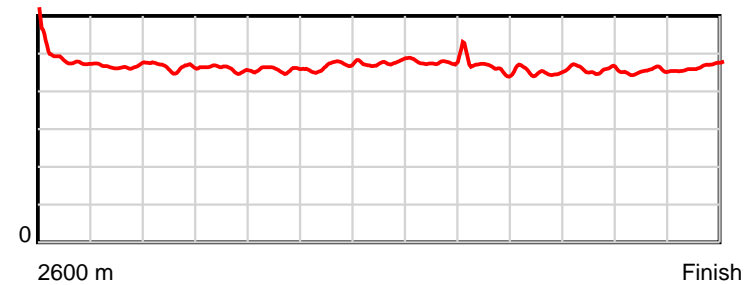
November 12, 2019, Race 11, DRYMIX CEMENT TROT, Distance 2600m, Addington - Survey 3200m

Result	TAB no.	Horse (Barrier)	2200m to	2000m to	1800m to	1600m to	1400m to	1200m to	1000m to	800m to	600m to	400m to	200m to	Total or	Margin
5th	16	Dooff Your Cap (2)	2000m	1800m	1600m	1400m	1200m	1000m	800m	600m	400m	200m	WP	Average	
		Position in running (margin)	13(19.1)	12(17.7)	12(15.6)	10(13.5)	9(9.8)	10(9.7)	10(11.1)	11(13.4)	10(8.9)	8(6.7)	7(5.0)		5.80
		Sectional time (s)	15.19	14.49	14.64	15.11	15.43	15.42	15.33	14.38	15.19	15.24	15.85		
		Cumulative time (s)	166.27	151.08	136.59	121.95	106.84	91.41	75.99	60.66	46.28	31.09	15.85	3:21.44	
		Speed (m/s)	13.17	13.80	13.66	13.24	12.96	12.97	13.05	13.91	13.17	13.12	12.62	12.91	
		Stride length (m)	6.12	6.34	6.25	6.19	6.17	6.22	6.02	6.28	6.03	5.95	5.89	6.09	
		Stride duration (s)	0.465	0.459	0.458	0.468	0.476	0.479	0.462	0.452	0.458	0.454	0.467	0.472	
		Stride efficiency (%)	58.49	62.78	61.10	59.85	59.46	60.36	56.70	61.67	56.84	55.40	54.22	57.89	
		Stride count	32.69	31.55	31.98	32.32	32.42	32.18	33.20	31.84	33.16	33.59	33.95	427.18	

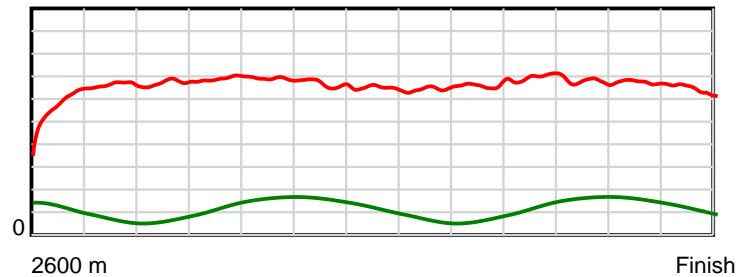
10 m Stride length



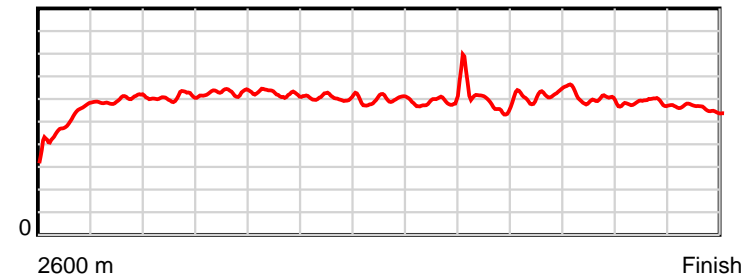
0.6 s Stride duration



20 m/sec Speed



100 % Stride efficiency



Note: Horizontal distance axis grid lines are 200m furlongs.

Disclaimer.

HRNZ and NZMTC and Thoroughbred Ratings Pty Ltd accepts no responsibility for the completeness or accuracy of any of the information contained herein, and makes no representations about its suitability for any particular purpose. Users should make their own judgements about those matters and/or seek independent advice. You assume all risks associated with use of the data provided on this page.



Race Results



November 12, 2019, Race 11, DRYMIX CEMENT TROT, Distance 2600m, Addington - Survey 3200m

Result	TAB no.	Horse (Barrier)	2600 to	2400m to
6th	12	Take After Me (12)	2400m	2200m
		Position in running (margin)	-	6(5.7)
		Sectional time (s)	17.75	15.28
		Cumulative time (s)	201.85	184.10
		Speed (m/s)	11.27	13.09
		Stride length (m)	5.29	5.72
		Stride duration (s)	0.433	0.437
		Stride efficiency (%)	43.70	51.19
		Stride count	37.82	34.94

Disclaimer.

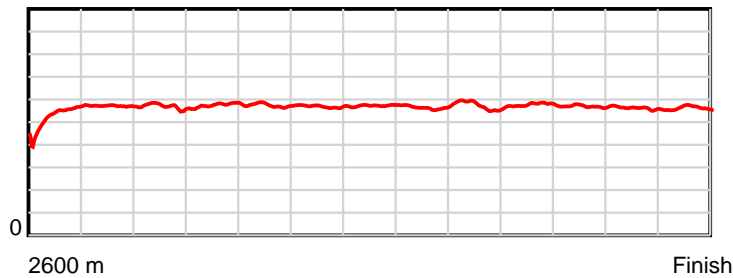
HRNZ and NZMTC and Thoroughbred Ratings Pty Ltd accepts no responsibility for the completeness or accuracy of any of the information contained herein, and makes no representations about its suitability for any particular purpose. Users should make their own judgements about those matters and/or seek independent advice. You assume all risks associated with use of the data provided on this page.

Race Results

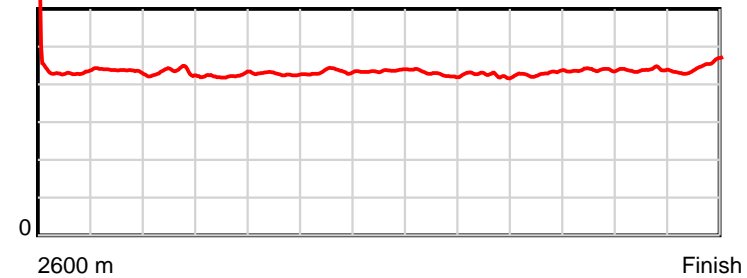
November 12, 2019, Race 11, DRYMIX CEMENT TROT, Distance 2600m, Addington - Survey 3200m

Result	TAB no.	Horse (Barrier)	2200m to	2000m to	1800m to	1600m to	1400m to	1200m to	1000m to	800m to	600m to	400m to	200m to	Total or	Margin
6th	12	Take After Me (12)	2000m	1800m	1600m	1400m	1200m	1000m	800m	600m	400m	200m	WP	Average	
		Position in running (margin)	4(5.8)	4(5.4)	5(4.7)	5(6.1)	4(4.6)	3(3.4)	4(4.0)	4(6.0)	5(4.1)	5(4.8)	8(6.4)		8.10
		Sectional time (s)	15.37	14.71	15.23	15.47	15.25	15.29	15.27	14.83	15.66	15.78	15.96		
		Cumulative time (s)	168.82	153.45	138.74	123.51	108.04	92.79	77.50	62.23	47.40	31.74	15.96	3:21.85	
		Speed (m/s)	13.01	13.60	13.13	12.93	13.11	13.08	13.10	13.49	12.77	12.67	12.53	12.88	
		Stride length (m)	5.62	5.75	5.61	5.60	5.71	5.60	5.56	5.79	5.59	5.55	5.63	5.61	
		Stride duration (s)	0.432	0.423	0.427	0.433	0.436	0.428	0.424	0.429	0.438	0.438	0.449	0.436	
		Stride efficiency (%)	49.32	51.61	49.16	49.03	51.01	49.00	48.31	52.34	48.91	48.07	49.46	49.25	
		Stride count	35.60	34.80	35.66	35.71	35.01	35.72	35.97	34.56	35.75	36.06	35.55	463.15	

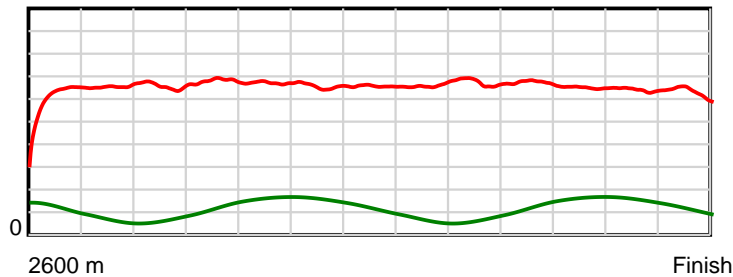
10 m Stride length



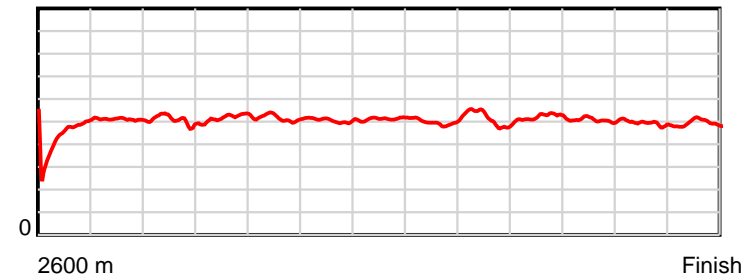
0.6 s Stride duration



20 m/sec Speed



100 % Stride efficiency



Note: Horizontal distance axis grid lines are 200m furlongs.

Disclaimer.

HRNZ and NZMTC and Thoroughbred Ratings Pty Ltd accepts no responsibility for the completeness or accuracy of any of the information contained herein, and makes no representations about its suitability for any particular purpose. Users should make their own judgements about those matters and/or seek independent advice. You assume all risks associated with use of the data provided on this page.



Race Results



November 12, 2019, Race 11, DRYMIX CEMENT TROT, Distance 2600m, Addington - Survey 3200m

Result	TAB no.	Horse (Barrier)	2600 to	2400m to
7th	18	Desperateandan... (0)	2400m	2200m
		Position in running (margin)	-	5(5.5)
		Sectional time (s)	17.60	15.54
		Cumulative time (s)	202.00	184.40
		Speed (m/s)	11.36	12.87
		Stride length (m)	6.24	6.44
		Stride duration (s)	0.506	0.501
		Stride efficiency (%)	60.75	64.87
		Stride count	32.08	31.04

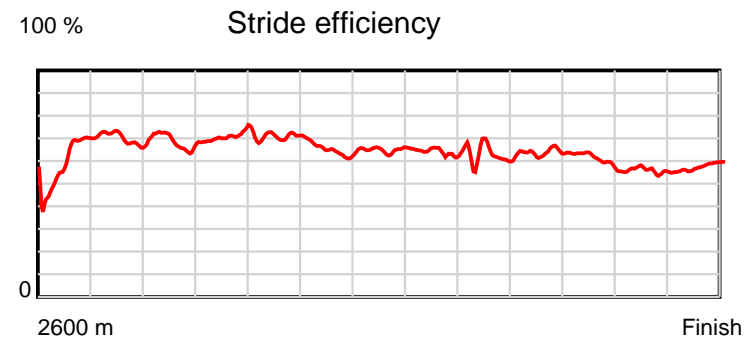
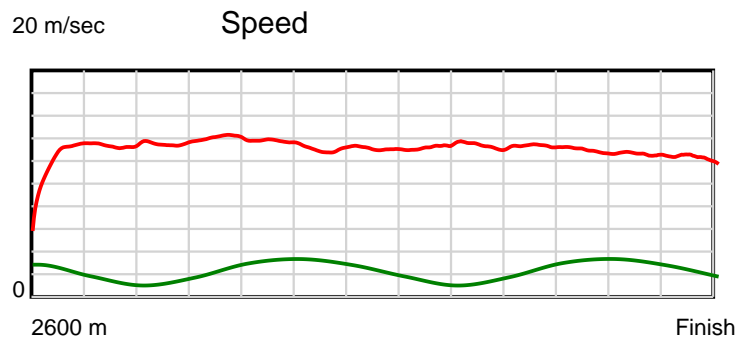
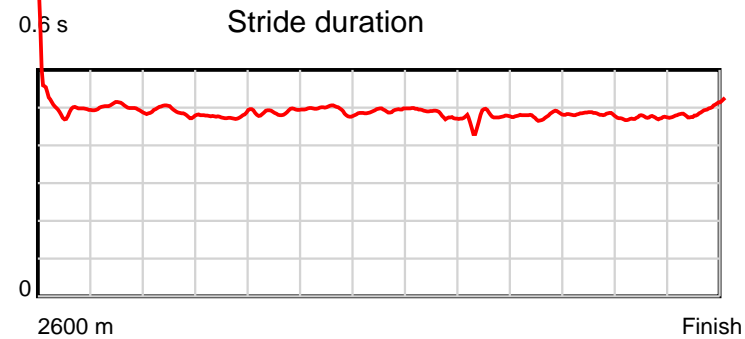
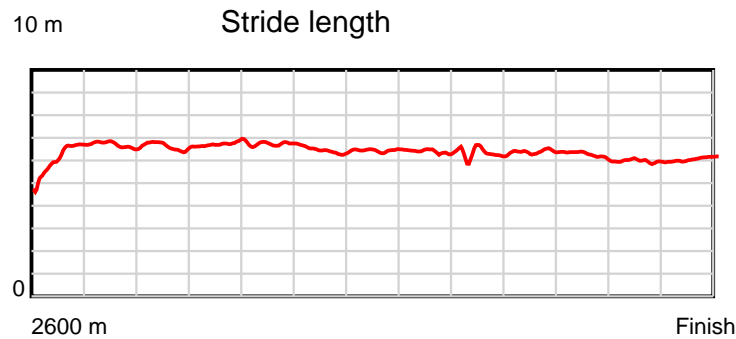
Disclaimer.

HRNZ and NZMTC and Thoroughbred Ratings Pty Ltd accepts no responsibility for the completeness or accuracy of any of the information contained herein, and makes no representations about its suitability for any particular purpose. Users should make their own judgements about those matters and/or seek independent advice. You assume all risks associated with use of the data provided on this page.

Race Results

November 12, 2019, Race 11, DRYMIX CEMENT TROT, Distance 2600m, Addington - Survey 3200m

Result	TAB no.	Horse (Barrier)	2200m to	2000m to	1800m to	1600m to	1400m to	1200m to	1000m to	800m to	600m to	400m to	200m to	Total or	Margin
7th	18	Desperateandan... (0)	2000m	1800m	1600m	1400m	1200m	1000m	800m	600m	400m	200m	WP	Average	
		Position in running (margin)	6(7.1)	5(6.2)	4(2.4)	3(2.3)	2(1.7)	2(1.3)	2(1.5)	3(2.7)	3(2.2)	3(2.9)	5(4.4)		8.90
		Sectional time (s)	15.27	14.20	14.99	15.62	15.40	15.19	15.15	15.05	15.67	15.77	16.55		
		Cumulative time (s)	168.86	153.59	139.39	124.40	108.78	93.38	78.19	63.04	47.99	32.32	16.55	3:22.00	
		Speed (m/s)	13.10	14.08	13.34	12.80	12.99	13.17	13.20	13.29	12.76	12.68	12.08	12.87	
		Stride length (m)	6.40	6.74	6.52	6.31	6.41	6.33	6.22	6.37	6.15	5.99	6.00	6.31	
		Stride duration (s)	0.489	0.479	0.489	0.493	0.493	0.481	0.471	0.479	0.481	0.473	0.497	0.490	
		Stride efficiency (%)	64.04	70.99	66.52	62.28	64.13	62.55	60.46	63.39	59.01	56.16	56.27	62.24	
		Stride count	31.24	29.67	30.65	31.68	31.22	31.61	32.15	31.40	32.55	33.36	33.33	411.98	



Note: Horizontal distance axis grid lines are 200m furlongs.

Disclaimer.

HRNZ and NZMTC and Thoroughbred Ratings Pty Ltd accepts no responsibility for the completeness or accuracy of any of the information contained herein, and makes no representations about its suitability for any particular purpose. Users should make their own judgements about those matters and/or seek independent advice. You assume all risks associated with use of the data provided on this page.



Race Results



November 12, 2019, Race 11, DRYMIX CEMENT TROT, Distance 2600m, Addington - Survey 3200m

Result	TAB no.	Horse (Barrier)	2600 to	2400m to
8th	8	She's Allthe C... (9)	2400m	2200m
		Position in running (margin)	-	7(6.3)
		Sectional time (s)	17.66	15.68
		Cumulative time (s)	202.38	184.72
		Speed (m/s)	11.32	12.76
		Stride length (m)	5.53	5.88
		Stride duration (s)	0.483	0.461
		Stride efficiency (%)	47.75	54.02
		Stride count	36.18	34.02

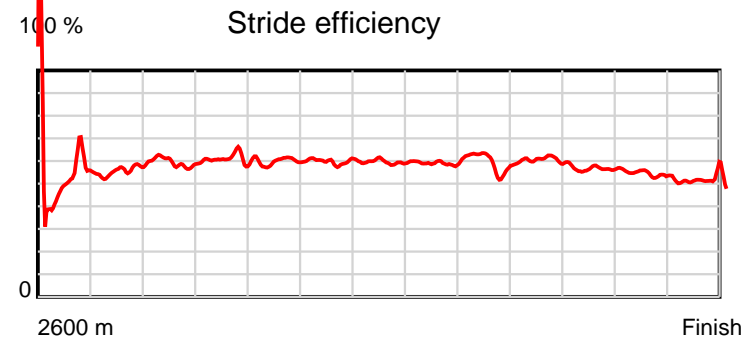
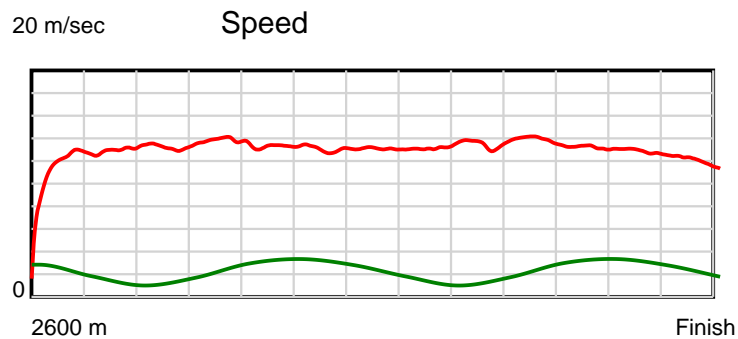
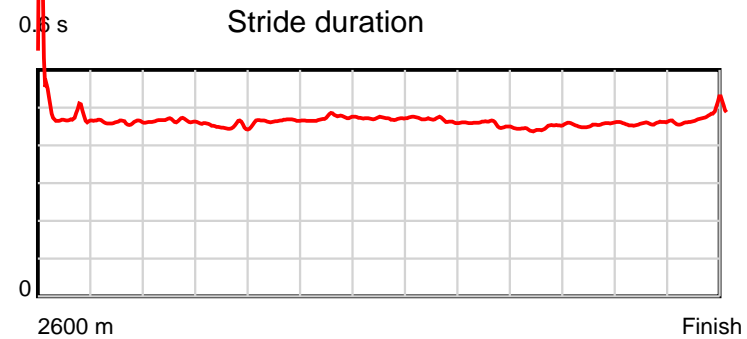
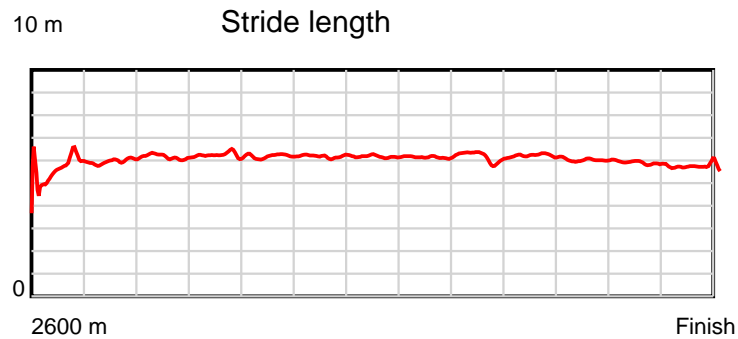
Disclaimer.

HRNZ and NZMTC and Thoroughbred Ratings Pty Ltd accepts no responsibility for the completeness or accuracy of any of the information contained herein, and makes no representations about its suitability for any particular purpose. Users should make their own judgements about those matters and/or seek independent advice. You assume all risks associated with use of the data provided on this page.

Race Results

November 12, 2019, Race 11, DRYMIX CEMENT TROT, Distance 2600m, Addington - Survey 3200m

Result	TAB no.	Horse (Barrier)	2200m to	2000m to	1800m to	1600m to	1400m to	1200m to	1000m to	800m to	600m to	400m to	200m to	Total or	Margin
8th	8	She's Allthe C... (9)	2000m	1800m	1600m	1400m	1200m	1000m	800m	600m	400m	200m	WP	Average	
		Position in running (margin)	7(8.7)	7(8.7)	6(6.1)	7(8.6)	6(6.9)	6(5.7)	6(6.2)	6(7.6)	4(3.4)	4(3.8)	6(5.0)		11.00
		Sectional time (s)	15.42	14.40	15.40	15.45	15.26	15.26	15.17	14.43	15.62	15.72	16.91		
		Cumulative time (s)	169.04	153.62	139.22	123.82	108.37	93.11	77.85	62.68	48.25	32.63	16.91	3:22.38	
		Speed (m/s)	12.97	13.89	12.99	12.94	13.11	13.11	13.18	13.86	12.80	12.72	11.83	12.85	
		Stride length (m)	6.04	6.26	6.05	6.13	6.18	6.12	6.00	6.21	5.83	5.83	5.65	5.97	
		Stride duration (s)	0.465	0.451	0.466	0.474	0.471	0.467	0.455	0.448	0.455	0.458	0.478	0.465	
		Stride efficiency (%)	56.92	61.30	57.19	58.73	59.63	58.47	56.18	60.36	53.03	53.09	49.92	55.67	
		Stride count	33.14	31.93	33.06	32.62	32.38	32.70	33.36	32.18	34.33	34.31	35.38	435.59	



Note: Horizontal distance axis grid lines are 200m furlongs.

Disclaimer.

HRNZ and NZMTC and Thoroughbred Ratings Pty Ltd accepts no responsibility for the completeness or accuracy of any of the information contained herein, and makes no representations about its suitability for any particular purpose. Users should make their own judgements about those matters and/or seek independent advice. You assume all risks associated with use of the data provided on this page.



Race Results



November 12, 2019, Race 11, DRYMIX CEMENT TROT, Distance 2600m, Addington - Survey 3200m

Result	TAB no.	Horse (Barrier)	2600 to	2400m to
9th	11	Blink N Bones (11)	2400m	2200m
		Position in running (margin)	-	3(3.8)
		Sectional time (s)	17.35	15.74
		Cumulative time (s)	202.51	185.16
		Speed (m/s)	11.53	12.71
		Stride length (m)	5.51	5.91
		Stride duration (s)	0.465	0.465
		Stride efficiency (%)	47.45	54.55
		Stride count	36.30	33.85

Disclaimer.

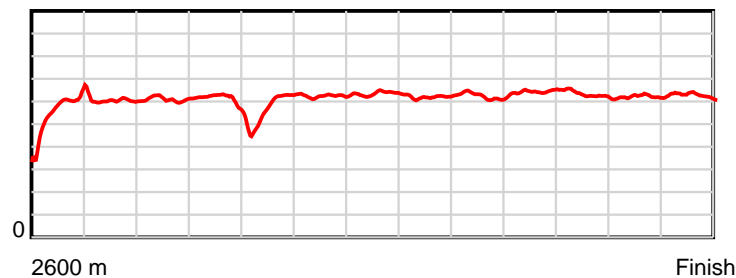
HRNZ and NZMTC and Thoroughbred Ratings Pty Ltd accepts no responsibility for the completeness or accuracy of any of the information contained herein, and makes no representations about its suitability for any particular purpose. Users should make their own judgements about those matters and/or seek independent advice. You assume all risks associated with use of the data provided on this page.

Race Results

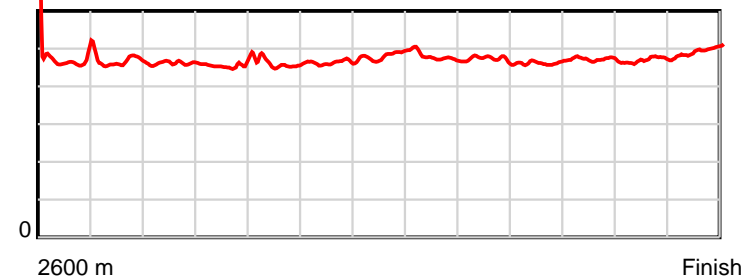
November 12, 2019, Race 11, DRYMIX CEMENT TROT, Distance 2600m, Addington - Survey 3200m

Result	TAB no.	Horse (Barrier)	2200m to	2000m to	1800m to	1600m to	1400m to	1200m to	1000m to	800m to	600m to	400m to	200m to	Total or	Margin
9th	11	Blink N Bones (11)	2000m	1800m	1600m	1400m	1200m	1000m	800m	600m	400m	200m	WP	Average	
		Position in running (margin)	5(6.6)	6(6.4)	7(7.2)	12(17.1)	11(12.6)	11(11.5)	12(13.5)	12(15.9)	12(11.7)	11(11.3)	10(10.0)		11.70
		Sectional time (s)	15.39	14.98	16.64	14.98	15.28	15.50	15.35	14.43	15.49	15.31	16.07		
		Cumulative time (s)	169.42	154.03	139.05	122.41	107.43	92.15	76.65	61.30	46.87	31.38	16.07	3:22.51	
		Speed (m/s)	13.00	13.35	12.02	13.35	13.09	12.90	13.03	13.86	12.91	13.06	12.45	12.84	
		Stride length (m)	5.99	6.08	5.53	6.18	6.31	6.16	6.15	6.40	6.09	6.12	6.17	6.04	
		Stride duration (s)	0.461	0.455	0.460	0.463	0.482	0.478	0.472	0.462	0.471	0.469	0.496	0.470	
		Stride efficiency (%)	56.03	57.78	47.85	59.73	62.26	59.35	59.16	64.04	57.87	58.60	59.53	56.94	
		Stride count	33.40	32.89	36.14	32.35	31.68	32.45	32.50	31.24	32.86	32.66	32.40	430.72	

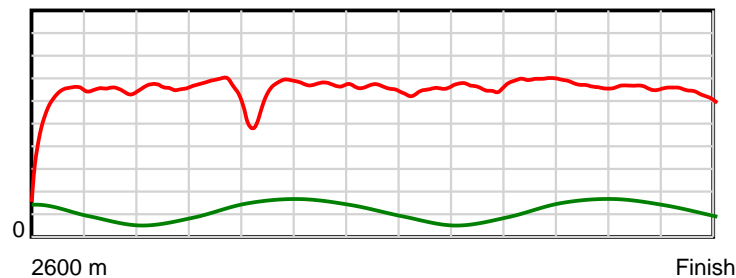
10 m Stride length



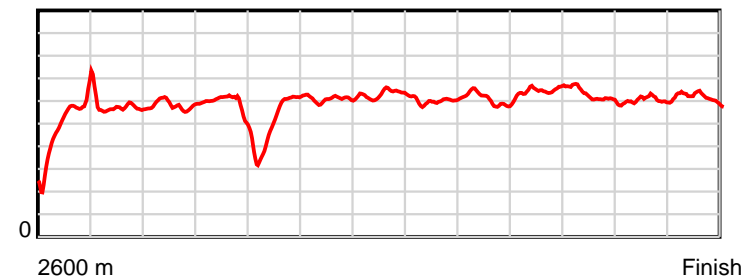
0.6 s Stride duration



20 m/sec Speed



100 % Stride efficiency



Note: Horizontal distance axis grid lines are 200m furlongs.

Disclaimer.

HRNZ and NZMTC and Thoroughbred Ratings Pty Ltd accepts no responsibility for the completeness or accuracy of any of the information contained herein, and makes no representations about its suitability for any particular purpose. Users should make their own judgements about those matters and/or seek independent advice. You assume all risks associated with use of the data provided on this page.



Race Results



November 12, 2019, Race 11, DRYMIX CEMENT TROT, Distance 2600m, Addington - Survey 3200m

Result	TAB no.	Horse (Barrier)	2600 to	2400m to
10th	10	Show Me The Gr... (10)	2400m	2200m
		Position in running (margin)	-	1(0.0)
		Sectional time (s)	16.81	15.27
		Cumulative time (s)	205.01	188.20
		Speed (m/s)	11.90	13.10
		Stride length (m)	5.47	6.04
		Stride duration (s)	0.456	0.461
		Stride efficiency (%)	46.69	57.10
		Stride count	36.59	33.09

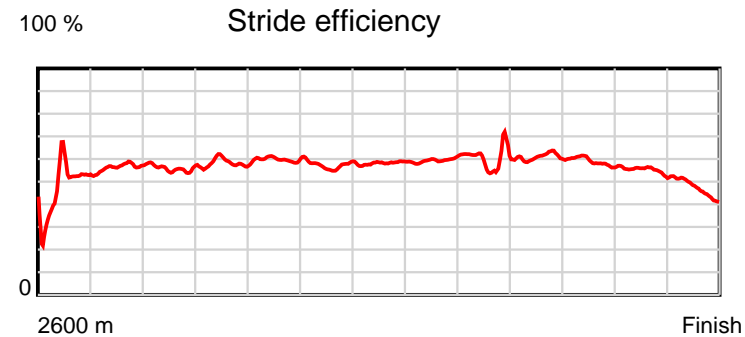
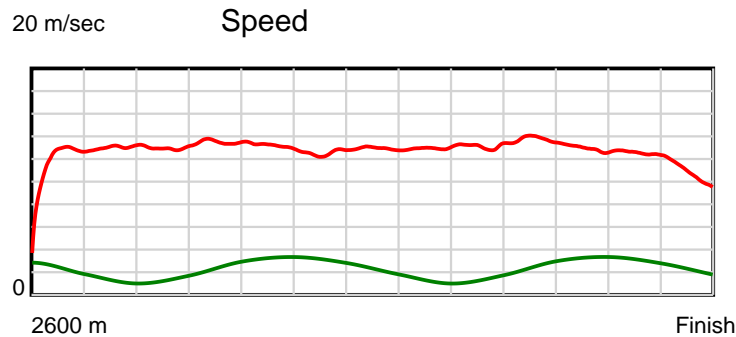
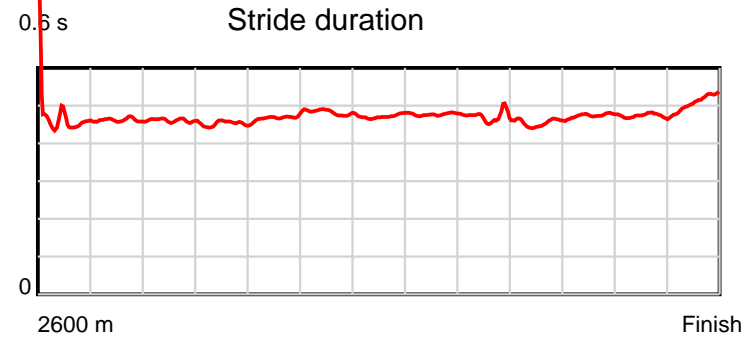
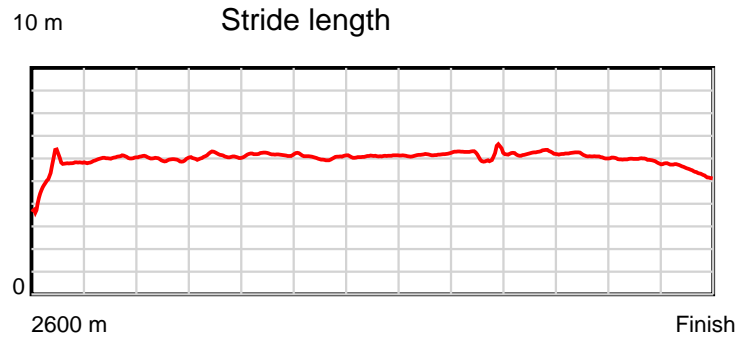
Disclaimer.

HRNZ and NZMTC and Thoroughbred Ratings Pty Ltd accepts no responsibility for the completeness or accuracy of any of the information contained herein, and makes no representations about its suitability for any particular purpose. Users should make their own judgements about those matters and/or seek independent advice. You assume all risks associated with use of the data provided on this page.

Race Results

November 12, 2019, Race 11, DRYMIX CEMENT TROT, Distance 2600m, Addington - Survey 3200m

Result	TAB no.	Horse (Barrier)	2200m to	2000m to	1800m to	1600m to	1400m to	1200m to	1000m to	800m to	600m to	400m to	200m to	Total or	Margin
10th	10	Show Me The Gr... (10)	2000m	1800m	1600m	1400m	1200m	1000m	800m	600m	400m	200m	WP	Average	
		Position in running (margin)	1(0.0)	1(0.0)	1(0.0)	2(2.2)	3(3.8)	4(3.9)	5(5.5)	5(7.4)	6(4.6)	6(5.0)	9(7.8)		25.60
		Sectional time (s)	15.43	14.84	15.35	16.00	15.46	15.44	15.27	14.66	15.61	16.00	18.87		
		Cumulative time (s)	172.93	157.50	142.66	127.31	111.31	95.85	80.41	65.14	50.48	34.87	18.87	3:25.01	
		Speed (m/s)	12.96	13.48	13.03	12.50	12.94	12.95	13.10	13.64	12.81	12.50	10.60	12.68	
		Stride length (m)	5.98	6.09	6.11	6.03	6.10	6.18	6.12	6.20	6.08	5.91	5.43	5.97	
		Stride duration (s)	0.461	0.452	0.469	0.482	0.471	0.477	0.467	0.454	0.475	0.472	0.513	0.471	
		Stride efficiency (%)	55.83	57.93	58.31	56.78	58.13	59.63	58.47	60.07	57.77	54.49	46.11	55.67	
		Stride count	33.46	32.85	32.74	33.18	32.79	32.38	32.70	32.26	32.89	33.87	36.82	435.62	



Note: Horizontal distance axis grid lines are 200m furlongs.

Disclaimer.

HRNZ and NZMTC and Thoroughbred Ratings Pty Ltd accepts no responsibility for the completeness or accuracy of any of the information contained herein, and makes no representations about its suitability for any particular purpose. Users should make their own judgements about those matters and/or seek independent advice. You assume all risks associated with use of the data provided on this page.



Race Results



November 12, 2019, Race 11, DRYMIX CEMENT TROT, Distance 2600m, Addington - Survey 3200m

Result	TAB no.	Horse (Barrier)	2600 to	2400m to
11th	15	Ali Lindenny (14)	2400m	2200m
		Position in running (margin)	-	10(8.8)
		Sectional time (s)	18.38	15.93
		Cumulative time (s)	205.37	186.99
		Speed (m/s)	10.88	12.55
		Stride length (m)	5.31	5.87
		Stride duration (s)	0.445	0.468
		Stride efficiency (%)	43.99	53.85
		Stride count	37.70	34.07

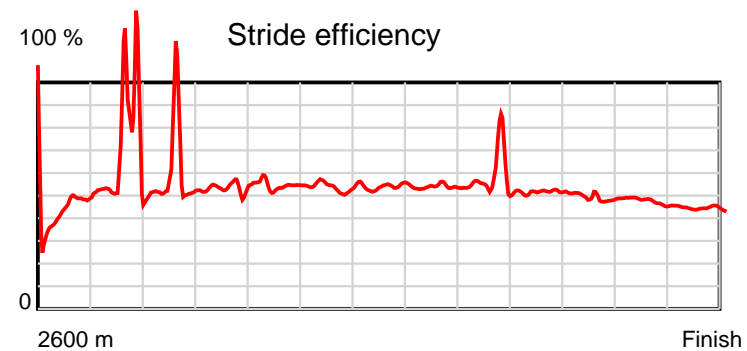
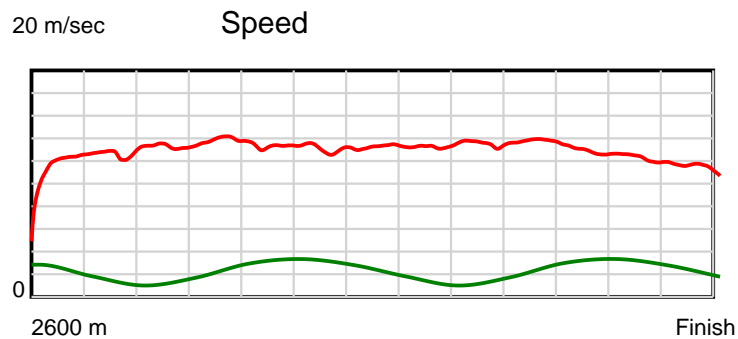
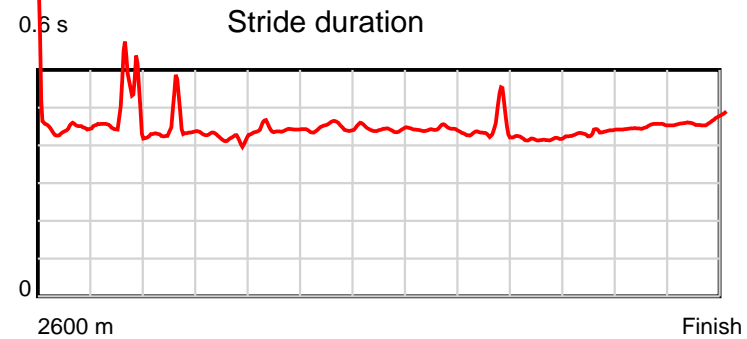
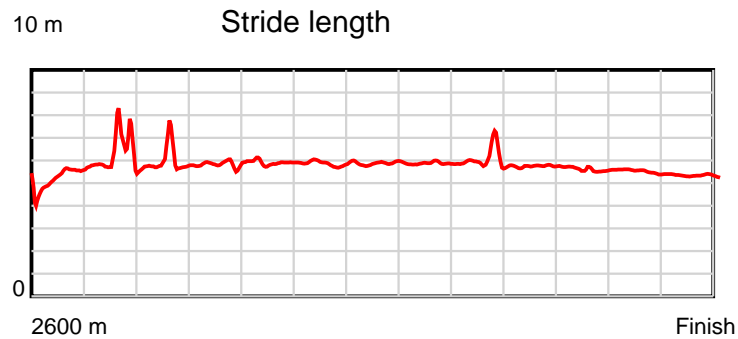
Disclaimer.

HRNZ and NZMTC and Thoroughbred Ratings Pty Ltd accepts no responsibility for the completeness or accuracy of any of the information contained herein, and makes no representations about its suitability for any particular purpose. Users should make their own judgements about those matters and/or seek independent advice. You assume all risks associated with use of the data provided on this page.

Race Results

November 12, 2019, Race 11, DRYMIX CEMENT TROT, Distance 2600m, Addington - Survey 3200m

Result	TAB no.	Horse (Barrier)	2200m to	2000m to	1800m to	1600m to	1400m to	1200m to	1000m to	800m to	600m to	400m to	200m to	Total or	Margin
11th	15	Ali Lindenny (14)	2000m	1800m	1600m	1400m	1200m	1000m	800m	600m	400m	200m	WP	Average	
		Position in running (margin)	9(12.7)	10(12.1)	10(10.0)	9(11.9)	10(10.9)	9(8.3)	8(8.6)	8(9.6)	8(5.9)	10(10.0)	11(17.8)		27.60
		Sectional time (s)	15.32	14.48	15.32	15.55	15.03	15.23	15.10	14.52	16.23	16.81	17.47		
		Cumulative time (s)	171.06	155.74	141.26	125.94	110.39	95.36	80.13	65.03	50.51	34.28	17.47	3:25.37	
		Speed (m/s)	13.05	13.81	13.05	12.86	13.31	13.13	13.25	13.77	12.32	11.90	11.45	12.66	
		Stride length (m)	5.69	5.81	5.78	5.76	5.90	5.81	5.88	5.74	5.36	5.36	5.34	5.65	
		Stride duration (s)	0.436	0.420	0.443	0.448	0.443	0.442	0.444	0.417	0.435	0.451	0.466	0.446	
		Stride efficiency (%)	50.52	52.67	52.18	51.79	54.40	52.76	54.02	51.52	44.83	44.97	44.55	49.93	
		Stride count	35.17	34.45	34.61	34.74	33.90	34.42	34.01	34.83	37.34	37.28	37.46	459.98	



Note: Horizontal distance axis grid lines are 200m furlongs.

Disclaimer.

HRNZ and NZMTC and Thoroughbred Ratings Pty Ltd accepts no responsibility for the completeness or accuracy of any of the information contained herein, and makes no representations about its suitability for any particular purpose. Users should make their own judgements about those matters and/or seek independent advice. You assume all risks associated with use of the data provided on this page.



Race Results



November 12, 2019, Race 11, DRYMIX CEMENT TROT, Distance 2600m, Addington - Survey 3200m

Result	TAB no.	Horse (Barrier)	2600 to	2400m to
12th	4	Girls Let Loos... (6)	2400m	2200m
		Position in running (margin)	-	8(6.9)
		Sectional time (s)	17.84	16.82
		Cumulative time (s)	206.25	188.41
		Speed (m/s)	11.21	11.89
		Stride length (m)	5.42	5.41
		Stride duration (s)	0.476	0.455
		Stride efficiency (%)	45.89	45.76
		Stride count	36.91	36.96

Disclaimer.

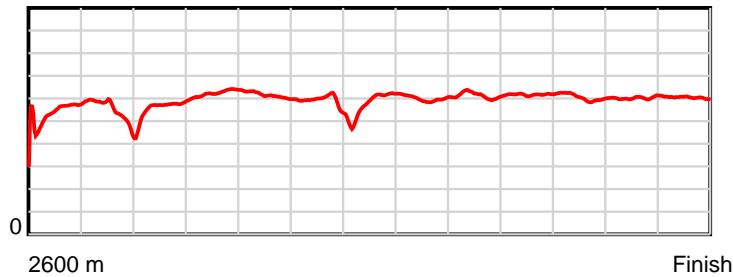
HRNZ and NZMTC and Thoroughbred Ratings Pty Ltd accepts no responsibility for the completeness or accuracy of any of the information contained herein, and makes no representations about its suitability for any particular purpose. Users should make their own judgements about those matters and/or seek independent advice. You assume all risks associated with use of the data provided on this page.

Race Results

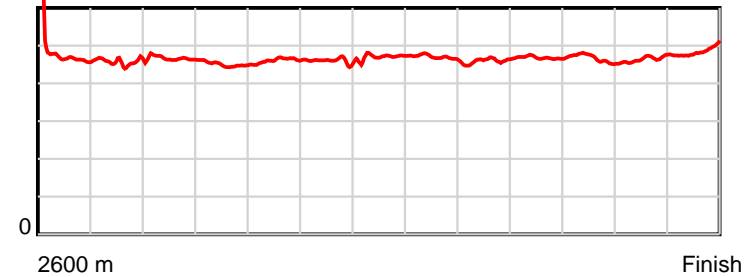
November 12, 2019, Race 11, DRYMIX CEMENT TROT, Distance 2600m, Addington - Survey 3200m

Result	TAB no.	Horse (Barrier)	2200m to	2000m to	1800m to	1600m to	1400m to	1200m to	1000m to	800m to	600m to	400m to	200m to	Total or	Margin
12th	4	Girls Let Loos... (6)	2000m	1800m	1600m	1400m	1200m	1000m	800m	600m	400m	200m	WP	Average	
		Position in running (margin)	12(16.3)	13(23.7)	13(21.3)	13(22.6)	13(22.5)	14(27.5)	14(29.5)	14(30.6)	14(31.1)	14(31.5)	13(31.3)		32.50
		Sectional time (s)	16.67	14.44	15.21	15.71	16.28	15.50	15.14	15.22	15.61	15.48	16.33		
		Cumulative time (s)	171.59	154.92	140.48	125.27	109.56	93.28	77.78	62.64	47.42	31.81	16.33	3:26.25	
		Speed (m/s)	12.00	13.85	13.15	12.73	12.29	12.90	13.21	13.14	12.81	12.92	12.25	12.61	
		Stride length (m)	5.60	6.24	6.05	5.86	5.74	6.06	6.06	6.15	5.97	6.01	5.96	5.88	
		Stride duration (s)	0.466	0.451	0.461	0.460	0.467	0.470	0.459	0.468	0.466	0.465	0.487	0.466	
		Stride efficiency (%)	48.95	60.89	57.28	53.60	51.44	57.48	57.39	59.07	55.67	56.41	55.53	53.94	
		Stride count	35.73	32.04	33.03	34.15	34.86	32.98	33.00	32.53	33.51	33.29	33.55	442.54	

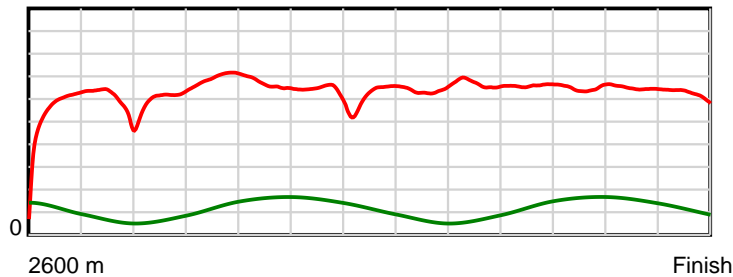
10 m Stride length



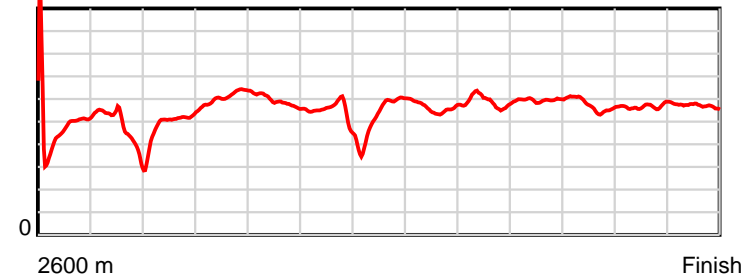
0.6 s Stride duration



20 m/sec Speed



100 % Stride efficiency



Note: Horizontal distance axis grid lines are 200m furlongs.

Disclaimer.

HRNZ and NZMTC and Thoroughbred Ratings Pty Ltd accepts no responsibility for the completeness or accuracy of any of the information contained herein, and makes no representations about its suitability for any particular purpose. Users should make their own judgements about those matters and/or seek independent advice. You assume all risks associated with use of the data provided on this page.



Race Results



November 12, 2019, Race 11, DRYMIX CEMENT TROT, Distance 2600m, Addington - Survey 3200m

Result	TAB no.	Horse (Barrier)	2600 to	2400m to
13th	3	Phoebe Onyx (5)	2400m	2200m
		Position in running (margin)	-	13(16.4)
		Sectional time (s)	19.43	15.03
		Cumulative time (s)	208.19	188.76
		Speed (m/s)	10.29	13.31
		Stride length (m)	4.84	6.16
		Stride duration (s)	0.458	0.463
		Stride efficiency (%)	36.64	59.28
		Stride count	41.31	32.47

Disclaimer.

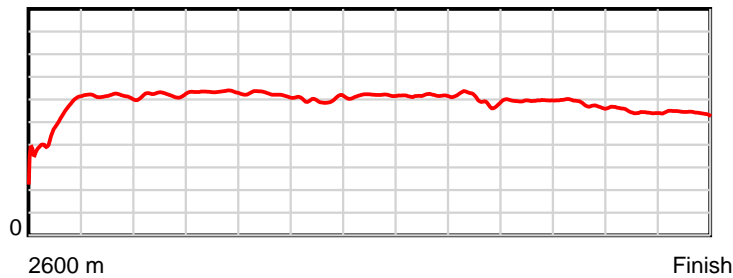
HRNZ and NZMTC and Thoroughbred Ratings Pty Ltd accepts no responsibility for the completeness or accuracy of any of the information contained herein, and makes no representations about its suitability for any particular purpose. Users should make their own judgements about those matters and/or seek independent advice. You assume all risks associated with use of the data provided on this page.

Race Results

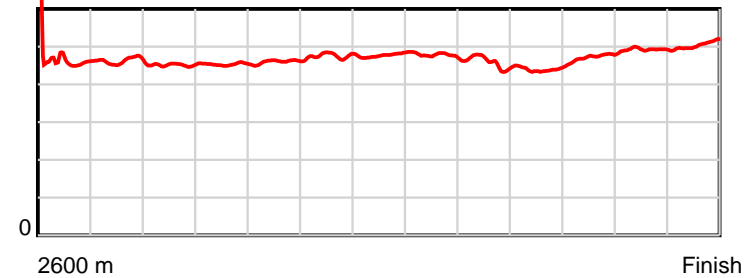
November 12, 2019, Race 11, DRYMIX CEMENT TROT, Distance 2600m, Addington - Survey 3200m

Result	TAB no.	Horse (Barrier)	2200m to	2000m to	1800m to	1600m to	1400m to	1200m to	1000m to	800m to	600m to	400m to	200m to	Total or	Margin
13th	3	Phoebe Onyx (5)	2000m	1800m	1600m	1400m	1200m	1000m	800m	600m	400m	200m	WP	Average	
		Position in running (margin)	11(15.0)	8(10.0)	8(7.4)	6(6.7)	7(7.7)	8(7.8)	9(9.2)	9(11.3)	11(8.9)	12(13.9)	12(28.4)		43.30
		Sectional time (s)	14.60	14.40	14.87	15.90	15.48	15.40	15.30	14.73	16.37	17.93	18.75		
		Cumulative time (s)	173.73	159.13	144.73	129.86	113.96	98.48	83.08	67.78	53.05	36.68	18.75	3:28.19	
		Speed (m/s)	13.70	13.89	13.45	12.58	12.92	12.99	13.07	13.58	12.22	11.15	10.67	12.49	
		Stride length (m)	6.18	6.30	6.18	6.00	6.16	6.20	5.99	5.97	5.77	5.49	5.39	5.86	
		Stride duration (s)	0.451	0.454	0.460	0.477	0.477	0.478	0.459	0.440	0.473	0.492	0.505	0.470	
		Stride efficiency (%)	59.69	62.06	59.76	56.18	59.25	60.10	56.13	55.78	52.11	47.13	45.36	53.75	
		Stride count	32.36	31.74	32.34	33.36	32.48	32.25	33.37	33.47	34.63	36.42	37.12	443.32	

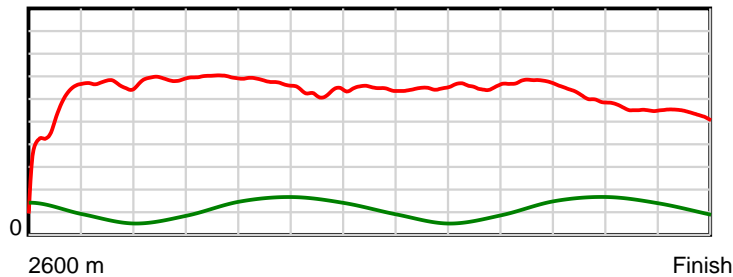
10 m Stride length



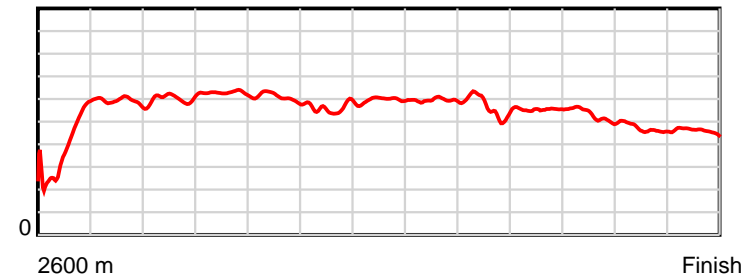
0.5 s Stride duration



20 m/sec Speed



100 % Stride efficiency



Note: Horizontal distance axis grid lines are 200m furlongs.

Disclaimer.

HRNZ and NZMTC and Thoroughbred Ratings Pty Ltd accepts no responsibility for the completeness or accuracy of any of the information contained herein, and makes no representations about its suitability for any particular purpose. Users should make their own judgements about those matters and/or seek independent advice. You assume all risks associated with use of the data provided on this page.



Race Results



November 12, 2019, Race 11, DRYMIX CEMENT TROT, Distance 2600m, Addington - Survey 3200m

Result	TAB no.	Horse (Barrier)	2600 to	2400m to
14th	5	B D Yasothon (7)	2400m	2200m
		Position in running (margin)	-	11(10.3)
		Sectional time (s)	18.43	17.72
		Cumulative time (s)	209.05	190.62
		Speed (m/s)	10.85	11.29
		Stride length (m)	5.30	5.25
		Stride duration (s)	0.472	0.465
		Stride efficiency (%)	43.87	43.06
		Stride count	37.74	38.10

Disclaimer.

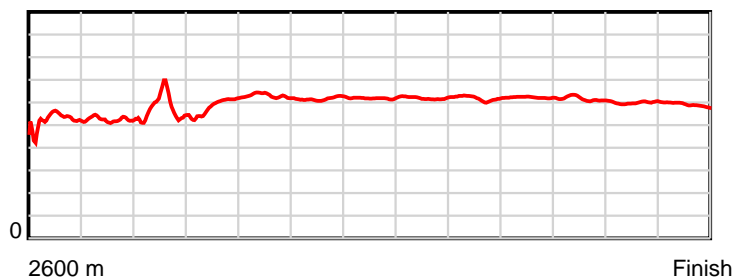
HRNZ and NZMTC and Thoroughbred Ratings Pty Ltd accepts no responsibility for the completeness or accuracy of any of the information contained herein, and makes no representations about its suitability for any particular purpose. Users should make their own judgements about those matters and/or seek independent advice. You assume all risks associated with use of the data provided on this page.

Race Results

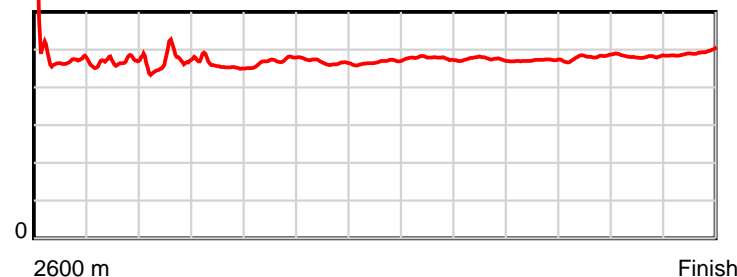
November 12, 2019, Race 11, DRYMIX CEMENT TROT, Distance 2600m, Addington - Survey 3200m

Result	TAB no.	Horse (Barrier)	2200m to	2000m to	1800m to	1600m to	1400m to	1200m to	1000m to	800m to	600m to	400m to	200m to	Total or	Margin
14th	5	B D Yasothon (7)	2000m	1800m	1600m	1400m	1200m	1000m	800m	600m	400m	200m	WP	Average	
		Position in running (margin)	14(25.0)	14(31.7)	15(36.7)	15(37.5)	15(34.2)	15(32.8)	15(33.9)	15(37.7)	15(38.3)	15(40.1)	15(44.1)		48.10
		Sectional time (s)	16.54	15.69	15.12	15.17	15.23	15.36	15.57	15.24	15.84	16.19	16.95		
		Cumulative time (s)	172.90	156.36	140.67	125.55	110.38	95.15	79.79	64.22	48.98	33.14	16.95	3:29.05	
		Speed (m/s)	12.09	12.75	13.23	13.18	13.13	13.02	12.85	13.12	12.63	12.35	11.80	12.44	
		Stride length (m)	5.60	5.85	6.22	6.15	6.14	6.22	6.10	6.19	6.07	5.95	5.82	5.89	
		Stride duration (s)	0.463	0.459	0.470	0.466	0.467	0.478	0.475	0.472	0.481	0.481	0.493	0.474	
		Stride efficiency (%)	49.01	53.53	60.39	59.07	58.86	60.47	58.24	59.85	57.56	55.28	52.96	54.27	
		Stride count	35.71	34.17	32.17	32.53	32.59	32.15	32.76	32.32	32.95	33.63	34.35	441.17	

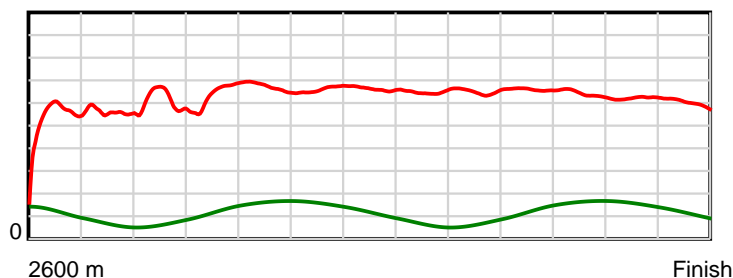
10 m Stride length



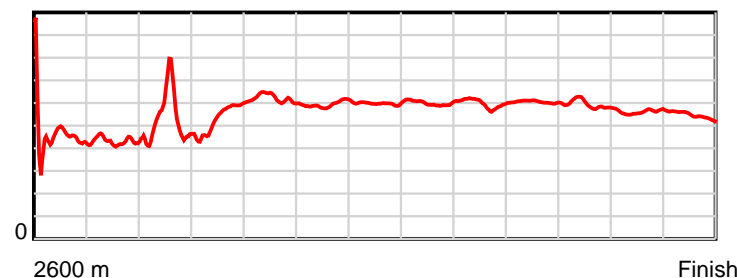
0.6 s Stride duration



20 m/sec Speed



100 % Stride efficiency



Note: Horizontal distance axis grid lines are 200m furlongs.

Disclaimer.

HRNZ and NZMTC and Thoroughbred Ratings Pty Ltd accepts no responsibility for the completeness or accuracy of any of the information contained herein, and makes no representations about its suitability for any particular purpose. Users should make their own judgements about those matters and/or seek independent advice. You assume all risks associated with use of the data provided on this page.



Race Results



November 12, 2019, Race 11, DRYMIX CEMENT TROT, Distance 2600m, Addington - Survey 3200m

Result	TAB no.	Horse (Barrier)	2600 to	2400m to
15th	7	Call Me Troubl... (8)	2400m	2200m
		Position in running (margin)	-	15(19.6)
		Sectional time (s)	19.99	16.25
		Cumulative time (s)	209.93	189.94
		Speed (m/s)	10.00	12.31
		Stride length (m)	4.58	5.66
		Stride duration (s)	0.459	0.460
		Stride efficiency (%)	32.82	50.03
		Stride count	43.64	35.35

Disclaimer.

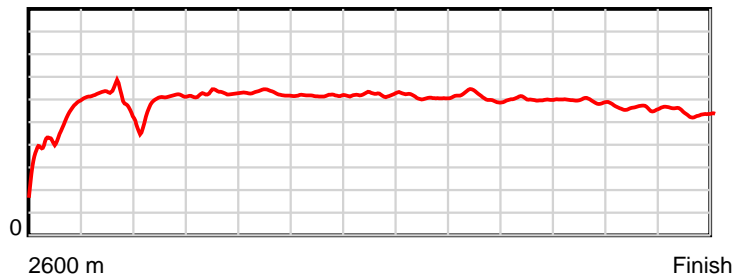
HRNZ and NZMTC and Thoroughbred Ratings Pty Ltd accepts no responsibility for the completeness or accuracy of any of the information contained herein, and makes no representations about its suitability for any particular purpose. Users should make their own judgements about those matters and/or seek independent advice. You assume all risks associated with use of the data provided on this page.

Race Results

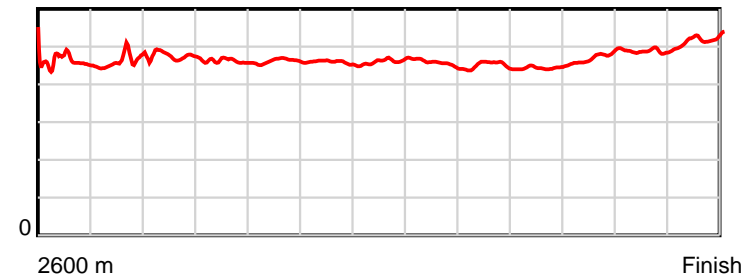
November 12, 2019, Race 11, DRYMIX CEMENT TROT, Distance 2600m, Addington - Survey 3200m

Result	TAB no.	Horse (Barrier)	2200m to	2000m to	1800m to	1600m to	1400m to	1200m to	1000m to	800m to	600m to	400m to	200m to	Total or	Margin
15th	7	Call Me Troubl... (8)	2000m	1800m	1600m	1400m	1200m	1000m	800m	600m	400m	200m	WP	Average	
		Position in running (margin)	15(25.5)	15(32.2)	14(31.7)	14(30.9)	14(25.8)	13(22.2)	13(20.0)	13(19.3)	13(17.3)	13(22.1)	14(35.2)		53.00
		Sectional time (s)	16.55	14.76	14.85	14.89	14.86	14.81	14.82	14.81	16.35	17.69	19.30		
		Cumulative time (s)	173.69	157.14	142.38	127.53	112.64	97.78	82.97	68.15	53.34	36.99	19.30	3:29.93	
		Speed (m/s)	12.08	13.55	13.47	13.43	13.46	13.50	13.50	13.50	12.23	11.31	10.36	12.38	
		Stride length (m)	5.71	6.25	6.22	6.15	6.22	6.15	6.08	6.00	5.80	5.52	5.39	5.79	
		Stride duration (s)	0.473	0.461	0.462	0.458	0.462	0.455	0.450	0.444	0.474	0.488	0.520	0.467	
		Stride efficiency (%)	50.98	61.02	60.44	59.18	60.50	59.12	57.70	56.29	52.51	47.57	45.45	52.31	
		Stride count	35.02	32.01	32.16	32.50	32.14	32.52	32.91	33.32	34.50	36.25	37.08	449.40	

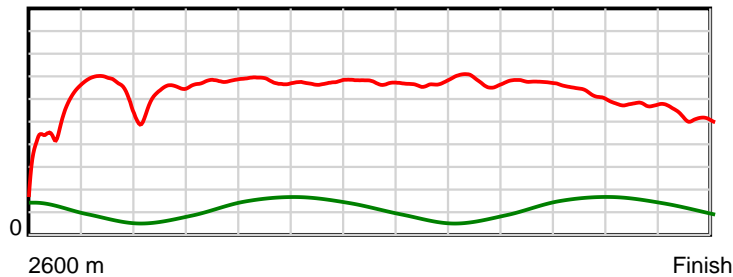
10 m Stride length



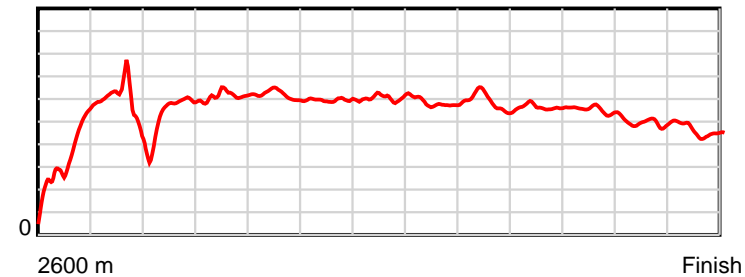
0.6 s Stride duration



20 m/sec Speed



100 % Stride efficiency



Note: Horizontal distance axis grid lines are 200m furlongs.

Disclaimer.

HRNZ and NZMTC and Thoroughbred Ratings Pty Ltd accepts no responsibility for the completeness or accuracy of any of the information contained herein, and makes no representations about its suitability for any particular purpose. Users should make their own judgements about those matters and/or seek independent advice. You assume all risks associated with use of the data provided on this page.