



Race Results

NZ Metropolitan Trotting Club Inc, HRNZ, November 12, 2019

Compilation date: November 12, 2019, 1:52:58 PM (NZDT)

Copyright © 2019 HRNZ and NZMTC. All rights reserved.

Trademarks.

StrideMASTER is a registered trademark of Thoroughbred Ratings Pty Ltd.

Disclaimer.

HRNZ and NZMTC and Thoroughbred Ratings Pty Ltd accepts no responsibility for the completeness or accuracy of any of the information contained herein, and makes no representations about its suitability for any particular purpose. Users should make their own judgements about those matters and/or seek independent advice. You assume all risks associated with use of the data provided on this page.



Race Results



November 12, 2019, Race 4, GAZE COMMERCIAL JUNIOR FREE-FOR-ALL (MOBILE PACE), Distance 2600m, Addington - Survey 3200m

Result	TAB no.	Horse (Barrier)	2600 to	2400m to
1st	5	Ultimate Snipe... (5)	2400m	2200m
		Position in running (margin)	-	4(4.3)
		Sectional time (s)	13.17	14.73
		Cumulative time (s)	186.21	173.04
		Speed (m/s)	15.18	13.58
		Stride length (m)	6.98	6.51
		Stride duration (s)	0.457	0.479
		Stride efficiency (%)	76.21	66.15
		Stride count	28.64	30.74

Disclaimer.

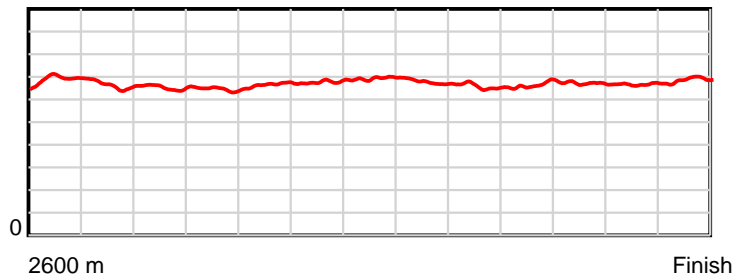
HRNZ and NZMTC and Thoroughbred Ratings Pty Ltd accepts no responsibility for the completeness or accuracy of any of the information contained herein, and makes no representations about its suitability for any particular purpose. Users should make their own judgements about those matters and/or seek independent advice. You assume all risks associated with use of the data provided on this page.

Race Results

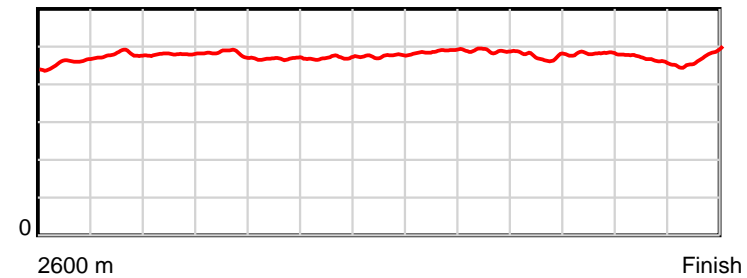
November 12, 2019, Race 4, GAZE COMMERCIAL JUNIOR FREE-FOR-ALL (MOBILE PACE), Distance 2600m, Addington - Survey 3200m

Result	TAB no.	Horse (Barrier)	2200m to	2000m to	1800m to	1600m to	1400m to	1200m to	1000m to	800m to	600m to	400m to	200m to	Total or	Margin
1st	5	Ultimate Snipe... (5)	2000m	1800m	1600m	1400m	1200m	1000m	800m	600m	400m	200m	WP	Average	
		Position in running (margin)	5(10.3)	4(8.9)	3(2.7)	2(2.5)	2(1.4)	2(0.8)	2(0.9)	2(0.2)	1(0.0)	1(0.0)	1(0.0)		0.00
		Sectional time (s)	14.91	15.00	14.25	14.02	13.83	14.63	15.10	14.32	14.51	14.00	13.74		
		Cumulative time (s)	158.31	143.40	128.40	114.15	100.13	86.30	71.67	56.57	42.25	27.74	13.74	3:06.21	
		Speed (m/s)	13.41	13.33	14.04	14.27	14.46	13.67	13.25	13.97	13.78	14.29	14.56	13.96	
		Stride length (m)	6.44	6.43	6.57	6.71	6.88	6.67	6.47	6.62	6.64	6.66	6.85	6.64	
		Stride duration (s)	0.480	0.482	0.468	0.470	0.475	0.488	0.488	0.474	0.482	0.467	0.471	0.476	
		Stride efficiency (%)	64.77	64.55	67.37	70.26	73.90	69.51	65.33	68.47	68.92	69.42	73.31	68.96	
		Stride count	31.07	31.12	30.46	29.83	29.08	29.99	30.93	30.21	30.12	30.01	29.20	391.40	

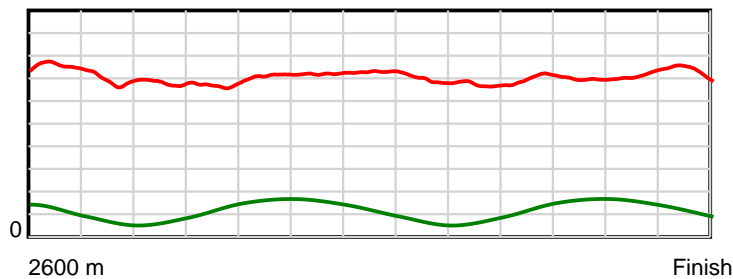
10 m Stride length



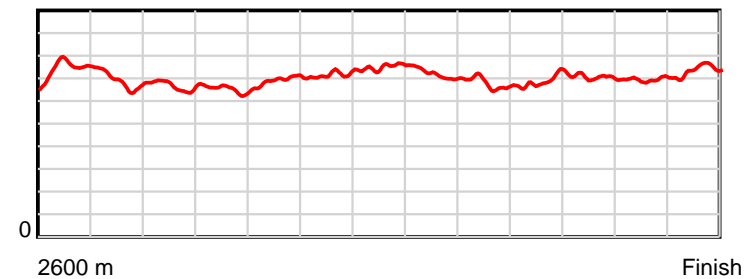
0.6 s Stride duration



20 m/sec Speed



100 % Stride efficiency



Note: Horizontal distance axis grid lines are 200m furlongs.

Disclaimer.

HRNZ and NZMTC and Thoroughbred Ratings Pty Ltd accepts no responsibility for the completeness or accuracy of any of the information contained herein, and makes no representations about its suitability for any particular purpose. Users should make their own judgements about those matters and/or seek independent advice. You assume all risks associated with use of the data provided on this page.



Race Results



November 12, 2019, Race 4, GAZE COMMERCIAL JUNIOR FREE-FOR-ALL (MOBILE PACE), Distance 2600m, Addington - Survey 3200m

Result	TAB no.	Horse (Barrier)	2600 to	2400m to
2nd	6	Triple Eight (6)	2400m	2200m
		Position in running (margin)	-	6(6.5)
		Sectional time (s)	13.54	14.56
		Cumulative time (s)	186.77	173.23
		Speed (m/s)	14.77	13.74
		Stride length (m)	6.67	6.34
		Stride duration (s)	0.446	0.462
		Stride efficiency (%)	69.49	62.83
		Stride count	29.99	31.54

Disclaimer.

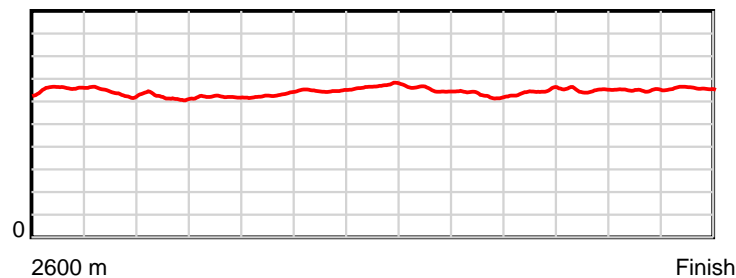
HRNZ and NZMTC and Thoroughbred Ratings Pty Ltd accepts no responsibility for the completeness or accuracy of any of the information contained herein, and makes no representations about its suitability for any particular purpose. Users should make their own judgements about those matters and/or seek independent advice. You assume all risks associated with use of the data provided on this page.

Race Results

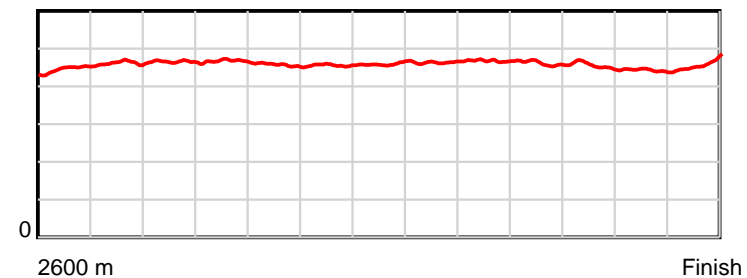
November 12, 2019, Race 4, GAZE COMMERCIAL JUNIOR FREE-FOR-ALL (MOBILE PACE), Distance 2600m, Addington - Survey 3200m

Result	TAB no.	Horse (Barrier)	2200m to	2000m to	1800m to	1600m to	1400m to	1200m to	1000m to	800m to	600m to	400m to	200m to	Total or	Margin
2nd	6	Triple Eight (6)	2000m	1800m	1600m	1400m	1200m	1000m	800m	600m	400m	200m	WP	Average	
		Position in running (margin)	6(11.5)	6(11.2)	5(5.2)	5(7.3)	5(7.3)	5(5.9)	5(4.7)	5(4.6)	4(3.9)	3(2.4)	2(1.6)		3.10
		Sectional time (s)	15.09	15.04	14.65	14.20	13.69	14.41	15.20	14.25	14.25	13.86	14.03		
		Cumulative time (s)	158.67	143.58	128.54	113.89	99.69	86.00	71.59	56.39	42.14	27.89	14.03	3:06.77	
		Speed (m/s)	13.25	13.30	13.65	14.08	14.61	13.88	13.16	14.04	14.04	14.43	14.26	13.92	
		Stride length (m)	6.17	6.21	6.24	6.42	6.71	6.43	6.15	6.46	6.38	6.39	6.57	6.39	
		Stride duration (s)	0.465	0.467	0.457	0.456	0.459	0.463	0.468	0.460	0.455	0.443	0.461	0.459	
		Stride efficiency (%)	59.44	60.18	60.84	64.36	70.39	64.57	59.17	65.22	63.62	63.74	67.38	63.81	
		Stride count	32.43	32.23	32.05	31.16	29.80	31.11	32.50	30.96	31.34	31.31	30.46	406.88	

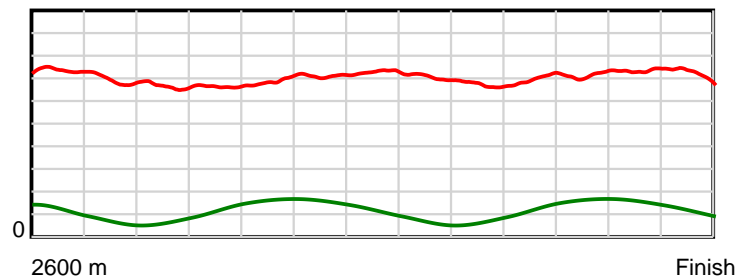
10 m Stride length



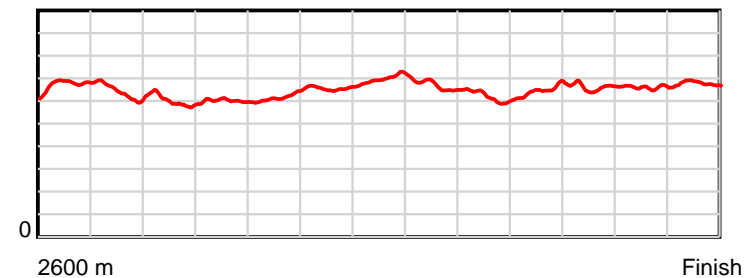
0.6 s Stride duration



20 m/sec Speed



100 % Stride efficiency



Note: Horizontal distance axis grid lines are 200m furlongs.

Disclaimer.

HRNZ and NZMTC and Thoroughbred Ratings Pty Ltd accepts no responsibility for the completeness or accuracy of any of the information contained herein, and makes no representations about its suitability for any particular purpose. Users should make their own judgements about those matters and/or seek independent advice. You assume all risks associated with use of the data provided on this page.



Race Results



November 12, 2019, Race 4, GAZE COMMERCIAL JUNIOR FREE-FOR-ALL (MOBILE PACE), Distance 2600m, Addington - Survey 3200m

Result	TAB no.	Horse (Barrier)	2600 to	2400m to
3rd	3	Another Master... (3)	2400m	2200m
		Position in running (margin)	-	2(1.4)
		Sectional time (s)	12.73	14.56
		Cumulative time (s)	187.71	174.98
		Speed (m/s)	15.71	13.74
		Stride length (m)	6.79	6.52
		Stride duration (s)	0.430	0.474
		Stride efficiency (%)	72.03	66.37
		Stride count	29.46	30.69

Disclaimer.

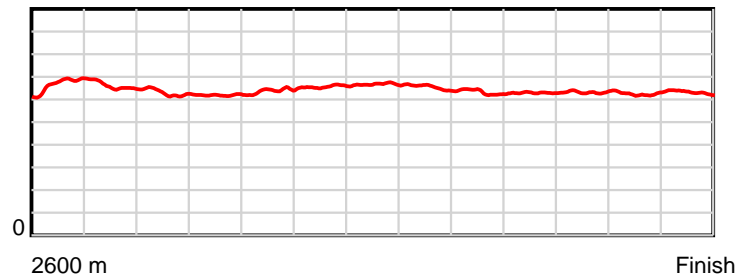
HRNZ and NZMTC and Thoroughbred Ratings Pty Ltd accepts no responsibility for the completeness or accuracy of any of the information contained herein, and makes no representations about its suitability for any particular purpose. Users should make their own judgements about those matters and/or seek independent advice. You assume all risks associated with use of the data provided on this page.

Race Results

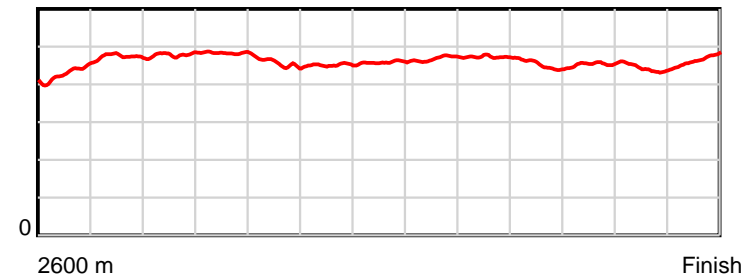
November 12, 2019, Race 4, GAZE COMMERCIAL JUNIOR FREE-FOR-ALL (MOBILE PACE), Distance 2600m, Addington - Survey 3200m

Result	TAB no.	Horse (Barrier)	2200m to	2000m to	1800m to	1600m to	1400m to	1200m to	1000m to	800m to	600m to	400m to	200m to	Total or	Margin
3rd	3	Another Master... (3)	2000m	1800m	1600m	1400m	1200m	1000m	800m	600m	400m	200m	WP	Average	
		Position in running (margin)	3(6.3)	3(6.8)	4(4.5)	4(5.2)	4(3.9)	4(3.1)	4(2.6)	3(2.2)	2(2.1)	2(1.8)	3(2.6)		8.40
		Sectional time (s)	15.22	15.65	14.42	13.97	13.80	14.52	15.14	14.35	14.44	14.14	14.77		
		Cumulative time (s)	160.42	145.20	129.55	115.13	101.16	87.36	72.84	57.70	43.35	28.91	14.77	3:07.71	
		Speed (m/s)	13.14	12.78	13.87	14.32	14.49	13.77	13.21	13.94	13.85	14.14	13.54	13.85	
		Stride length (m)	6.29	6.18	6.34	6.45	6.64	6.45	6.24	6.29	6.29	6.25	6.32	6.38	
		Stride duration (s)	0.478	0.484	0.457	0.451	0.459	0.468	0.473	0.451	0.454	0.442	0.467	0.461	
		Stride efficiency (%)	61.76	59.63	62.83	65.07	68.99	65.01	60.89	61.84	61.74	61.12	62.48	63.70	
		Stride count	31.81	32.38	31.54	30.99	30.10	31.01	32.04	31.79	31.82	31.98	31.63	407.24	

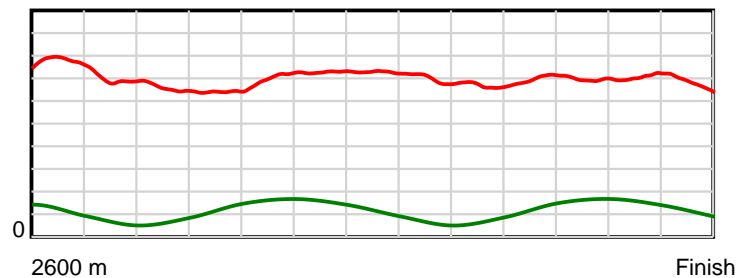
10 m Stride length



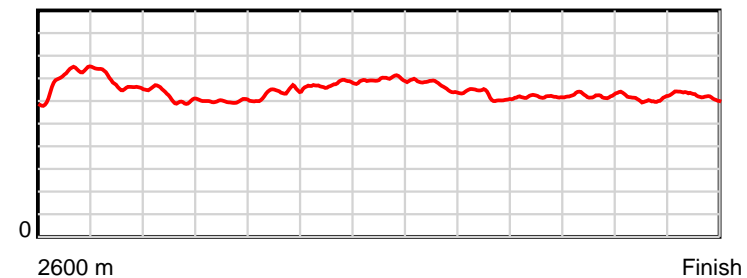
0.6 s Stride duration



20 m/sec Speed



100 % Stride efficiency



Note: Horizontal distance axis grid lines are 200m furlongs.

Disclaimer.

HRNZ and NZMTC and Thoroughbred Ratings Pty Ltd accepts no responsibility for the completeness or accuracy of any of the information contained herein, and makes no representations about its suitability for any particular purpose. Users should make their own judgements about those matters and/or seek independent advice. You assume all risks associated with use of the data provided on this page.



Race Results



November 12, 2019, Race 4, GAZE COMMERCIAL JUNIOR FREE-FOR-ALL (MOBILE PACE), Distance 2600m, Addington - Survey 3200m

Result	TAB no.	Horse (Barrier)	2600 to	2400m to
4th	4	Check In (4)	2400m	2200m
		Position in running (margin)	-	5(5.2)
		Sectional time (s)	13.31	14.35
		Cumulative time (s)	188.85	175.54
		Speed (m/s)	15.02	13.94
		Stride length (m)	6.52	6.27
		Stride duration (s)	0.434	0.450
		Stride efficiency (%)	66.49	61.37
		Stride count	30.66	31.91

Disclaimer.

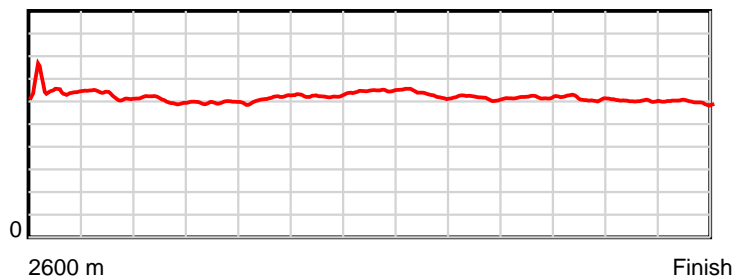
HRNZ and NZMTC and Thoroughbred Ratings Pty Ltd accepts no responsibility for the completeness or accuracy of any of the information contained herein, and makes no representations about its suitability for any particular purpose. Users should make their own judgements about those matters and/or seek independent advice. You assume all risks associated with use of the data provided on this page.

Race Results

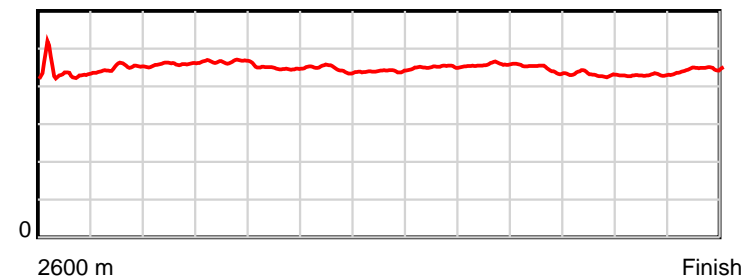
November 12, 2019, Race 4, GAZE COMMERCIAL JUNIOR FREE-FOR-ALL (MOBILE PACE), Distance 2600m, Addington - Survey 3200m

Result	TAB no.	Horse (Barrier)	2200m to	2000m to	1800m to	1600m to	1400m to	1200m to	1000m to	800m to	600m to	400m to	200m to	Total or	Margin
4th	4	Check In (4)	2000m	1800m	1600m	1400m	1200m	1000m	800m	600m	400m	200m	WP	Average	
		Position in running (margin)	4(8.9)	5(9.2)	6(6.8)	6(9.9)	6(10.9)	6(9.1)	6(7.3)	6(6.4)	6(6.8)	4(5.7)	5(9.1)		14.70
		Sectional time (s)	15.18	15.64	14.81	14.37	13.63	14.32	15.06	14.43	14.32	14.56	14.87		
		Cumulative time (s)	161.19	146.01	130.37	115.56	101.19	87.56	73.24	58.18	43.75	29.43	14.87	3:08.85	
		Speed (m/s)	13.18	12.79	13.50	13.92	14.67	13.97	13.28	13.86	13.97	13.74	13.45	13.77	
		Stride length (m)	6.04	5.96	6.05	6.22	6.46	6.31	6.08	6.19	6.03	5.90	6.00	6.15	
		Stride duration (s)	0.458	0.466	0.448	0.447	0.440	0.451	0.458	0.447	0.431	0.429	0.446	0.447	
		Stride efficiency (%)	56.99	55.52	57.27	60.46	65.21	62.13	57.75	59.93	56.76	54.37	56.28	59.11	
		Stride count	33.12	33.55	33.04	32.15	30.96	31.72	32.90	32.30	33.18	33.91	33.33	422.73	

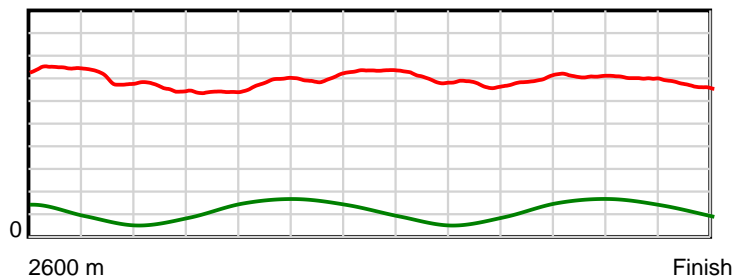
10 m Stride length



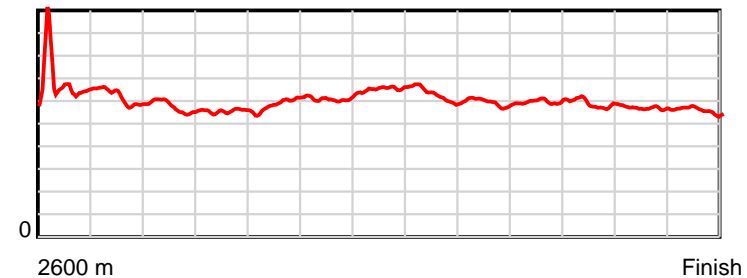
0.6 s Stride duration



20 m/sec Speed



100 % Stride efficiency



Note: Horizontal distance axis grid lines are 200m furlongs.

Disclaimer.

HRNZ and NZMTC and Thoroughbred Ratings Pty Ltd accepts no responsibility for the completeness or accuracy of any of the information contained herein, and makes no representations about its suitability for any particular purpose. Users should make their own judgements about those matters and/or seek independent advice. You assume all risks associated with use of the data provided on this page.



Race Results



November 12, 2019, Race 4, GAZE COMMERCIAL JUNIOR FREE-FOR-ALL (MOBILE PACE), Distance 2600m, Addington - Survey 3200m

Result	TAB no.	Horse (Barrier)	2600 to	2400m to
5th	2	Mikey Maguire (2)	2400m	2200m
		Position in running (margin)	-	3(2.5)
		Sectional time (s)	12.77	13.90
		Cumulative time (s)	188.85	176.08
		Speed (m/s)	15.66	14.39
		Stride length (m)	6.66	6.50
		Stride duration (s)	0.426	0.452
		Stride efficiency (%)	69.31	66.00
		Stride count	30.03	30.77

Disclaimer.

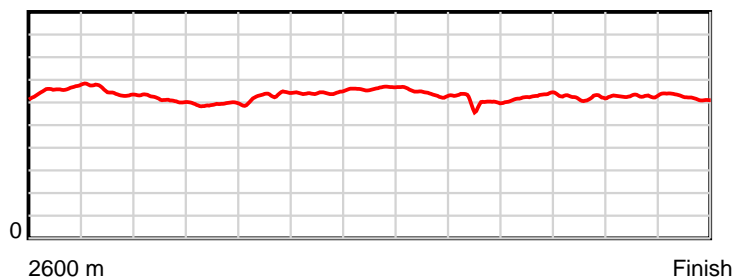
HRNZ and NZMTC and Thoroughbred Ratings Pty Ltd accepts no responsibility for the completeness or accuracy of any of the information contained herein, and makes no representations about its suitability for any particular purpose. Users should make their own judgements about those matters and/or seek independent advice. You assume all risks associated with use of the data provided on this page.

Race Results

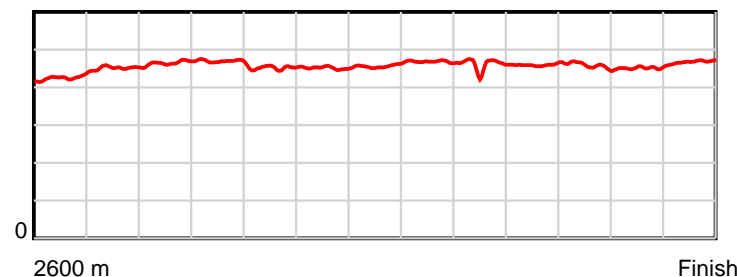
November 12, 2019, Race 4, GAZE COMMERCIAL JUNIOR FREE-FOR-ALL (MOBILE PACE), Distance 2600m, Addington - Survey 3200m

Result	TAB no.	Horse (Barrier)	2200m to	2000m to	1800m to	1600m to	1400m to	1200m to	1000m to	800m to	600m to	400m to	200m to	Total or	Margin
5th	2	Mikey Maguire (2)	2000m	1800m	1600m	1400m	1200m	1000m	800m	600m	400m	200m	WP	Average	
		Position in running (margin)	2(3.5)	2(3.3)	2(2.2)	3(3.4)	3(2.7)	3(2.1)	3(2.4)	4(2.8)	5(4.3)	5(6.5)	4(8.4)		14.70
		Sectional time (s)	15.11	15.85	14.51	14.07	13.84	14.65	15.28	14.62	14.86	14.32	15.07		
		Cumulative time (s)	162.18	147.07	131.22	116.71	102.64	88.80	74.15	58.87	44.25	29.39	15.07	3:08.85	
		Speed (m/s)	13.24	12.62	13.78	14.21	14.45	13.65	13.09	13.68	13.46	13.97	13.27	13.77	
		Stride length (m)	6.15	5.93	6.22	6.41	6.60	6.39	6.03	6.29	6.15	6.31	6.22	6.29	
		Stride duration (s)	0.465	0.470	0.451	0.451	0.457	0.468	0.460	0.460	0.457	0.452	0.468	0.457	
		Stride efficiency (%)	59.16	54.90	60.47	64.26	68.11	63.73	56.75	61.80	59.15	62.20	60.37	61.82	
		Stride count	32.51	33.74	32.15	31.19	30.29	31.32	33.19	31.80	32.51	31.70	32.18	413.38	

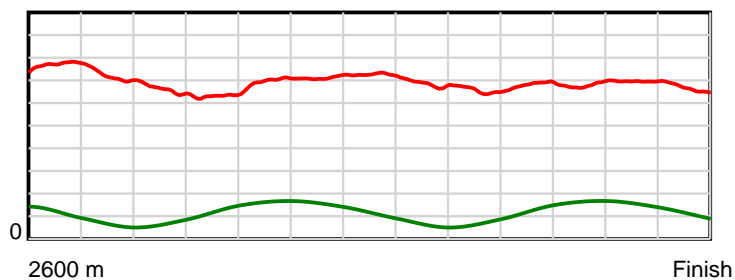
10 m Stride length



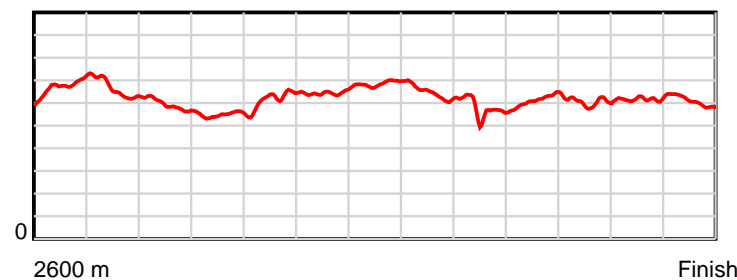
0.6 s Stride duration



20 m/sec Speed



100 % Stride efficiency



Note: Horizontal distance axis grid lines are 200m furlongs.

Disclaimer.

HRNZ and NZMTC and Thoroughbred Ratings Pty Ltd accepts no responsibility for the completeness or accuracy of any of the information contained herein, and makes no representations about its suitability for any particular purpose. Users should make their own judgements about those matters and/or seek independent advice. You assume all risks associated with use of the data provided on this page.



Race Results



November 12, 2019, Race 4, GAZE COMMERCIAL JUNIOR FREE-FOR-ALL (MOBILE PACE), Distance 2600m, Addington - Survey 3200m

Result	TAB no.	Horse (Barrier)	2600 to	2400m to
6th	1	A Bettor Act (1)	2400m	2200m
		Position in running (margin)	-	1(0.0)
		Sectional time (s)	12.19	13.74
		Cumulative time (s)	192.12	179.93
		Speed (m/s)	16.40	14.56
		Stride length (m)	6.88	6.72
		Stride duration (s)	0.427	0.462
		Stride efficiency (%)	74.04	70.57
		Stride count	29.06	29.76

Disclaimer.

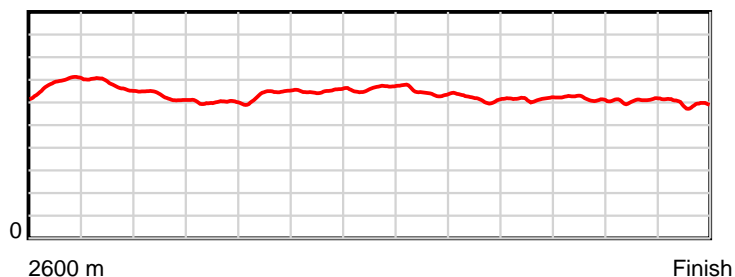
HRNZ and NZMTC and Thoroughbred Ratings Pty Ltd accepts no responsibility for the completeness or accuracy of any of the information contained herein, and makes no representations about its suitability for any particular purpose. Users should make their own judgements about those matters and/or seek independent advice. You assume all risks associated with use of the data provided on this page.

Race Results

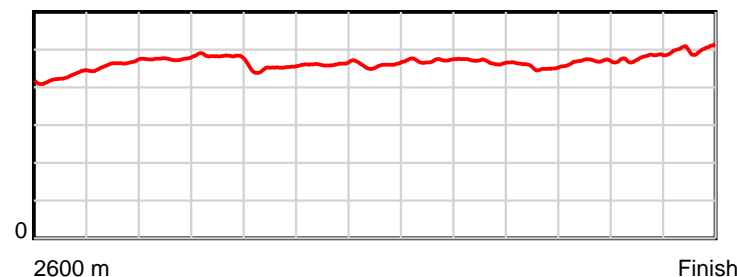
November 12, 2019, Race 4, GAZE COMMERCIAL JUNIOR FREE-FOR-ALL (MOBILE PACE), Distance 2600m, Addington - Survey 3200m

Result	TAB no.	Horse (Barrier)	2200m to	2000m to	1800m to	1600m to	1400m to	1200m to	1000m to	800m to	600m to	400m to	200m to	Total or	Margin
6th	1	A Bettor Act (1)	2000m	1800m	1600m	1400m	1200m	1000m	800m	600m	400m	200m	WP	Average	
		Position in running (margin)	1(0.0)	1(0.0)	1(0.0)	1(0.0)	1(0.0)	1(0.0)	1(0.0)	1(0.0)	3(2.7)	6(7.4)	6(17.1)		32.90
		Sectional time (s)	15.13	16.04	14.29	14.20	13.93	14.62	15.20	14.82	15.28	15.61	17.07		
		Cumulative time (s)	166.19	151.06	135.02	120.73	106.53	92.60	77.98	62.78	47.96	32.68	17.07	3:12.12	
		Speed (m/s)	13.22	12.47	14.00	14.08	14.36	13.68	13.16	13.50	13.09	12.81	11.72	13.53	
		Stride length (m)	6.29	6.02	6.30	6.50	6.60	6.45	6.16	6.14	6.13	6.13	5.87	6.31	
		Stride duration (s)	0.476	0.483	0.450	0.462	0.459	0.471	0.469	0.455	0.468	0.479	0.501	0.466	
		Stride efficiency (%)	61.75	56.64	62.02	66.10	68.03	65.03	59.37	58.83	58.77	58.70	53.93	62.23	
		Stride count	31.82	33.22	31.75	30.75	30.31	31.00	32.45	32.60	32.61	32.63	34.04	412.00	

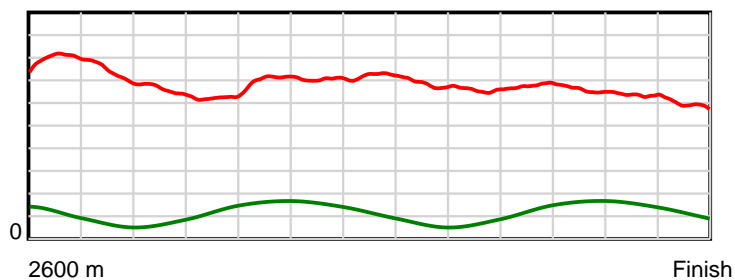
10 m Stride length



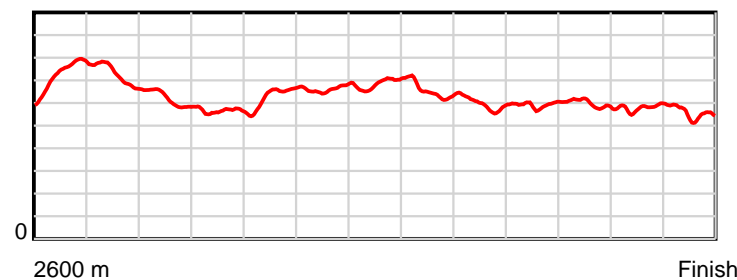
0.6 s Stride duration



20 m/sec Speed



100 % Stride efficiency



Note: Horizontal distance axis grid lines are 200m furlongs.

Disclaimer.

HRNZ and NZMTC and Thoroughbred Ratings Pty Ltd accepts no responsibility for the completeness or accuracy of any of the information contained herein, and makes no representations about its suitability for any particular purpose. Users should make their own judgements about those matters and/or seek independent advice. You assume all risks associated with use of the data provided on this page.