



Race Results

NZ Metropolitan Trotting Club Inc, HRNZ, November 12, 2019

Compilation date: November 12, 2019, 2:39:56 PM (NZDT)

Copyright © 2019 HRNZ and NZMTC. All rights reserved.

Trademarks.

StrideMASTER is a registered trademark of Thoroughbred Ratings Pty Ltd.

Disclaimer.

HRNZ and NZMTC and Thoroughbred Ratings Pty Ltd accepts no responsibility for the completeness or accuracy of any of the information contained herein, and makes no representations about its suitability for any particular purpose. Users should make their own judgements about those matters and/or seek independent advice. You assume all risks associated with use of the data provided on this page.



Race Results



November 12, 2019, Race 5, RNP HOMES LTD MOBILE PACE, Distance 2600m, Addington - Survey 3200m

Result	TAB no.	Horse (Barrier)	2600 to	2400m to
1st	10	Wild Excuse (9)	2400m	2200m
		Position in running (margin)	-	6(5.3)
		Sectional time (s)	13.72	14.66
		Cumulative time (s)	190.31	176.59
		Speed (m/s)	14.57	13.64
		Stride length (m)	6.86	6.46
		Stride duration (s)	0.461	0.474
		Stride efficiency (%)	73.59	65.27
		Stride count	29.14	30.95

Disclaimer.

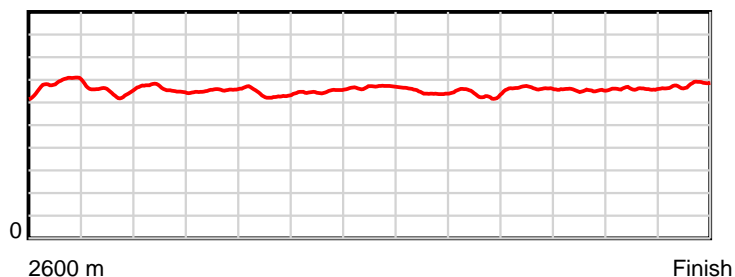
HRNZ and NZMTC and Thoroughbred Ratings Pty Ltd accepts no responsibility for the completeness or accuracy of any of the information contained herein, and makes no representations about its suitability for any particular purpose. Users should make their own judgements about those matters and/or seek independent advice. You assume all risks associated with use of the data provided on this page.

Race Results

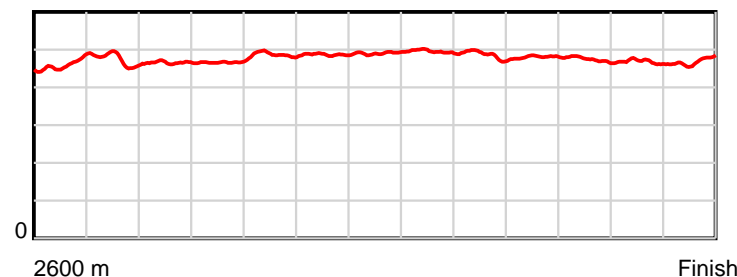
November 12, 2019, Race 5, RNP HOMES LTD MOBILE PACE, Distance 2600m, Addington - Survey 3200m

Result	TAB no.	Horse (Barrier)	2200m to	2000m to	1800m to	1600m to	1400m to	1200m to	1000m to	800m to	600m to	400m to	200m to	Total or	Margin
1st	10	Wild Excuse (9)	2000m	1800m	1600m	1400m	1200m	1000m	800m	600m	400m	200m	WP	Average	
		Position in running (margin)	4(3.9)	3(1.8)	1(0.0)	1(0.0)	1(0.0)	1(0.0)	1(0.0)	1(0.0)	1(0.0)	1(0.0)	1(0.0)		0.00
		Sectional time (s)	14.41	14.33	15.44	15.06	14.81	15.31	15.37	14.52	14.68	14.19	13.81		
		Cumulative time (s)	161.93	147.52	133.19	117.75	102.69	87.88	72.57	57.20	42.68	28.00	13.81	3:10.31	
		Speed (m/s)	13.88	13.96	12.95	13.28	13.50	13.06	13.01	13.77	13.62	14.09	14.48	13.66	
		Stride length (m)	6.45	6.51	6.30	6.47	6.63	6.46	6.33	6.61	6.46	6.60	6.80	6.53	
		Stride duration (s)	0.465	0.466	0.487	0.487	0.491	0.495	0.486	0.480	0.474	0.468	0.469	0.478	
		Stride efficiency (%)	65.07	66.21	62.07	65.37	68.66	65.29	62.64	68.31	65.22	67.99	72.27	66.65	
		Stride count	30.99	30.73	31.73	30.92	30.17	30.94	31.59	30.25	30.96	30.32	29.41	398.10	

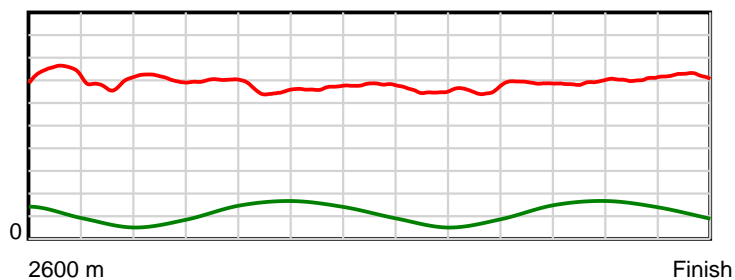
10 m Stride length



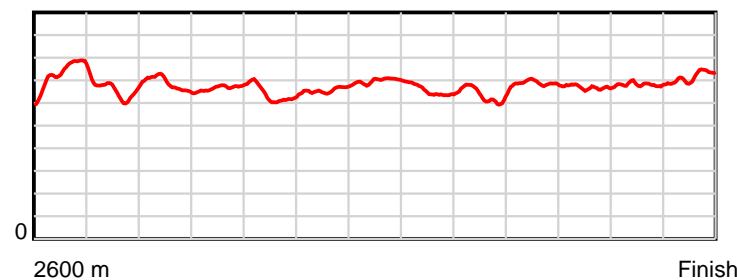
0.6 s Stride duration



20 m/sec Speed



100 % Stride efficiency



Note: Horizontal distance axis grid lines are 200m furlongs.

Disclaimer.

HRNZ and NZMTC and Thoroughbred Ratings Pty Ltd accepts no responsibility for the completeness or accuracy of any of the information contained herein, and makes no representations about its suitability for any particular purpose. Users should make their own judgements about those matters and/or seek independent advice. You assume all risks associated with use of the data provided on this page.



Race Results



November 12, 2019, Race 5, RNP HOMES LTD MOBILE PACE, Distance 2600m, Addington - Survey 3200m

Result	TAB no.	Horse (Barrier)	2600 to	2400m to
2nd	6	Nakuru (5)	2400m	2200m
		Position in running (margin)	-	1(0.0)
		Sectional time (s)	12.59	14.90
		Cumulative time (s)	190.79	178.20
		Speed (m/s)	15.88	13.42
		Stride length (m)	6.91	6.35
		Stride duration (s)	0.442	0.473
		Stride efficiency (%)	74.70	62.96
		Stride count	28.93	31.51

Disclaimer.

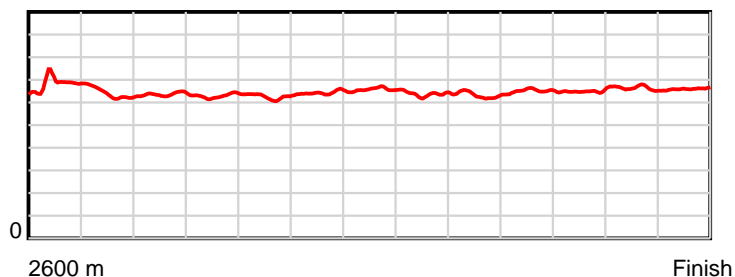
HRNZ and NZMTC and Thoroughbred Ratings Pty Ltd accepts no responsibility for the completeness or accuracy of any of the information contained herein, and makes no representations about its suitability for any particular purpose. Users should make their own judgements about those matters and/or seek independent advice. You assume all risks associated with use of the data provided on this page.

Race Results

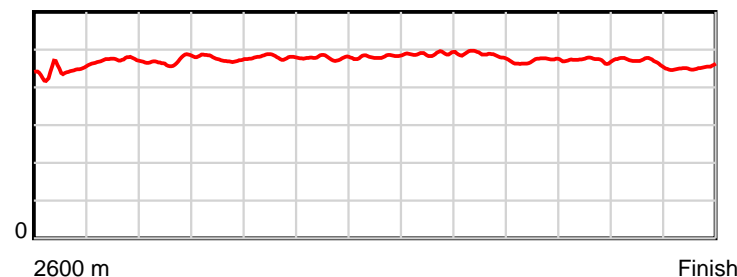
November 12, 2019, Race 5, RNP HOMES LTD MOBILE PACE, Distance 2600m, Addington - Survey 3200m

Result	TAB no.	Horse (Barrier)	2200m to	2000m to	1800m to	1600m to	1400m to	1200m to	1000m to	800m to	600m to	400m to	200m to	Total or	Margin
2nd	6	Nakuru (5)	2000m	1800m	1600m	1400m	1200m	1000m	800m	600m	400m	200m	WP	Average	
		Position in running (margin)	1(0.0)	2(0.6)	3(4.1)	3(4.5)	3(3.7)	3(3.5)	4(3.6)	5(4.1)	4(4.0)	4(3.6)	4(4.1)		2.70
		Sectional time (s)	14.88	15.20	15.50	14.93	14.79	15.32	15.45	14.50	14.62	14.27	13.84		
		Cumulative time (s)	163.30	148.42	133.22	117.72	102.79	88.00	72.68	57.23	42.73	28.11	13.84	3:10.79	
		Speed (m/s)	13.44	13.16	12.90	13.40	13.52	13.05	12.94	13.79	13.68	14.02	14.45	13.63	
		Stride length (m)	6.31	6.26	6.20	6.41	6.51	6.38	6.30	6.48	6.46	6.58	6.54	6.43	
		Stride duration (s)	0.470	0.476	0.480	0.478	0.481	0.489	0.487	0.470	0.472	0.469	0.452	0.472	
		Stride efficiency (%)	62.26	61.27	59.99	64.18	66.24	63.65	62.04	65.67	65.29	67.67	66.82	64.68	
		Stride count	31.69	31.94	32.28	31.21	30.72	31.34	31.74	30.85	30.94	30.39	30.59	404.13	

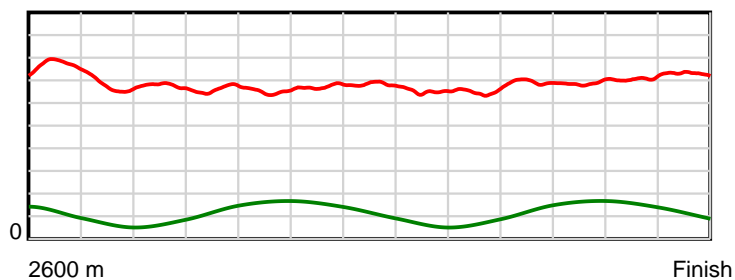
10 m Stride length



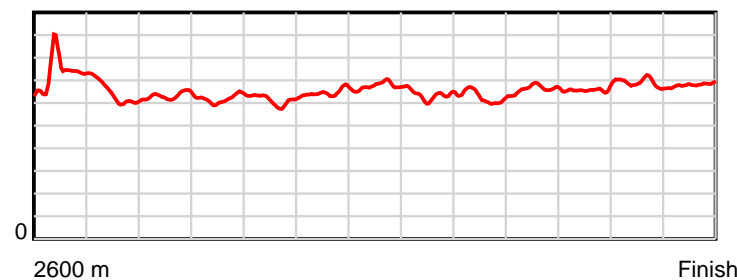
0.6 s Stride duration



20 m/sec Speed



100 % Stride efficiency



Note: Horizontal distance axis grid lines are 200m furlongs.

Disclaimer.

HRNZ and NZMTC and Thoroughbred Ratings Pty Ltd accepts no responsibility for the completeness or accuracy of any of the information contained herein, and makes no representations about its suitability for any particular purpose. Users should make their own judgements about those matters and/or seek independent advice. You assume all risks associated with use of the data provided on this page.



Race Results



November 12, 2019, Race 5, RNP HOMES LTD MOBILE PACE, Distance 2600m, Addington - Survey 3200m

Result	TAB no.	Horse (Barrier)	2600 to	2400m to
3rd	1	Better Fly (1)	2400m	2200m
		Position in running (margin)	-	3(3.1)
		Sectional time (s)	13.09	14.65
		Cumulative time (s)	190.97	177.88
		Speed (m/s)	15.27	13.65
		Stride length (m)	6.36	5.89
		Stride duration (s)	0.423	0.432
		Stride efficiency (%)	63.16	54.30
		Stride count	31.46	33.93

Disclaimer.

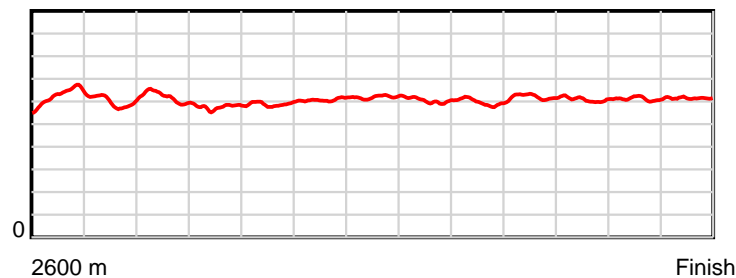
HRNZ and NZMTC and Thoroughbred Ratings Pty Ltd accepts no responsibility for the completeness or accuracy of any of the information contained herein, and makes no representations about its suitability for any particular purpose. Users should make their own judgements about those matters and/or seek independent advice. You assume all risks associated with use of the data provided on this page.

Race Results

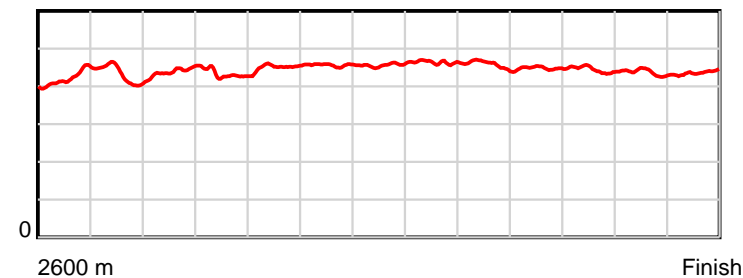
November 12, 2019, Race 5, RNP HOMES LTD MOBILE PACE, Distance 2600m, Addington - Survey 3200m

Result	TAB no.	Horse (Barrier)	2200m to	2000m to	1800m to	1600m to	1400m to	1200m to	1000m to	800m to	600m to	400m to	200m to	Total or	Margin
3rd	1	Better Fly (1)	2000m	1800m	1600m	1400m	1200m	1000m	800m	600m	400m	200m	WP	Average	
		Position in running (margin)	2(1.6)	1(0.0)	2(2.6)	2(2.1)	2(1.3)	2(1.4)	2(2.4)	3(2.7)	3(2.4)	3(2.4)	2(2.7)		3.70
		Sectional time (s)	14.51	15.05	15.36	14.93	14.83	15.48	15.41	14.47	14.68	14.24	14.27		
		Cumulative time (s)	163.23	148.72	133.67	118.31	103.38	88.55	73.07	57.66	43.19	28.51	14.27	3:10.97	
		Speed (m/s)	13.78	13.29	13.02	13.40	13.49	12.92	12.98	13.82	13.62	14.04	14.02	13.61	
		Stride length (m)	6.06	5.75	5.88	6.11	6.16	5.99	5.93	6.20	6.04	6.14	6.12	6.05	
		Stride duration (s)	0.440	0.432	0.452	0.456	0.457	0.463	0.457	0.448	0.444	0.437	0.437	0.444	
		Stride efficiency (%)	57.48	51.60	54.09	58.38	59.26	56.00	55.03	60.01	57.10	58.91	58.60	57.12	
		Stride count	32.98	34.80	33.99	32.72	32.48	33.41	33.70	32.27	33.09	32.57	32.66	430.06	

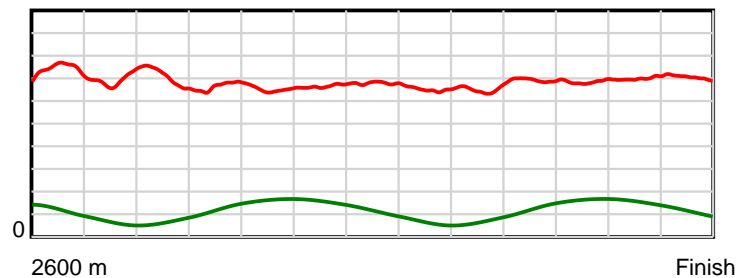
10 m Stride length



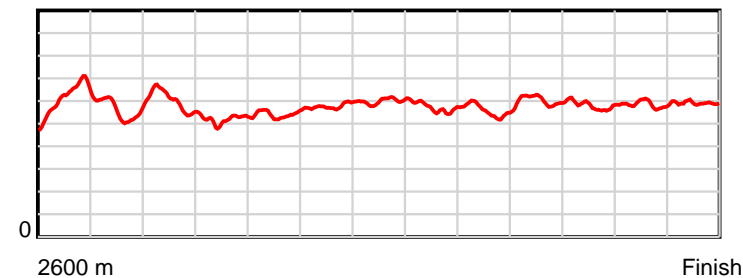
0.6 s Stride duration



20 m/sec Speed



100 % Stride efficiency



Note: Horizontal distance axis grid lines are 200m furlongs.

Disclaimer.

HRNZ and NZMTC and Thoroughbred Ratings Pty Ltd accepts no responsibility for the completeness or accuracy of any of the information contained herein, and makes no representations about its suitability for any particular purpose. Users should make their own judgements about those matters and/or seek independent advice. You assume all risks associated with use of the data provided on this page.



Race Results



November 12, 2019, Race 5, RNP HOMES LTD MOBILE PACE, Distance 2600m, Addington - Survey 3200m

Result	TAB no.	Horse (Barrier)	2600 to	2400m to
4th	12	Nemera Franco (11)	2400m	2200m
		Position in running (margin)	-	10(8.3)
		Sectional time (s)	14.02	15.71
		Cumulative time (s)	191.39	177.37
		Speed (m/s)	14.26	12.73
		Stride length (m)	6.48	5.95
		Stride duration (s)	0.450	0.468
		Stride efficiency (%)	65.68	55.41
		Stride count	30.85	33.59

Disclaimer.

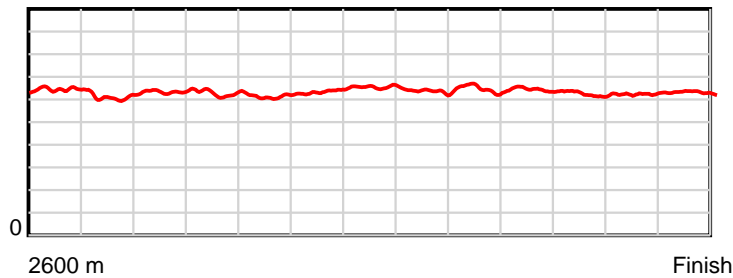
HRNZ and NZMTC and Thoroughbred Ratings Pty Ltd accepts no responsibility for the completeness or accuracy of any of the information contained herein, and makes no representations about its suitability for any particular purpose. Users should make their own judgements about those matters and/or seek independent advice. You assume all risks associated with use of the data provided on this page.

Race Results

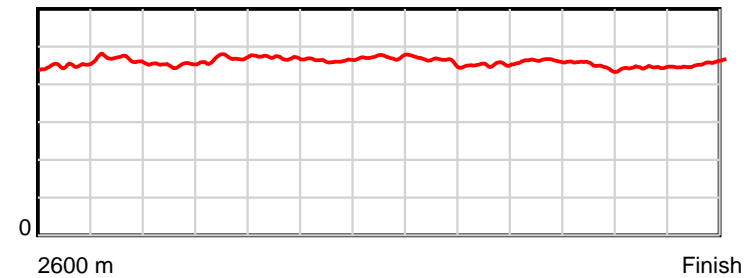
November 12, 2019, Race 5, RNP HOMES LTD MOBILE PACE, Distance 2600m, Addington - Survey 3200m

Result	TAB no.	Horse (Barrier)	2200m to	2000m to	1800m to	1600m to	1400m to	1200m to	1000m to	800m to	600m to	400m to	200m to	Total or	Margin
4th	12	Nemera Franco (11)	2000m	1800m	1600m	1400m	1200m	1000m	800m	600m	400m	200m	WP	Average	
		Position in running (margin)	9(13.2)	9(11.9)	10(13.6)	10(15.2)	10(13.7)	10(11.1)	9(8.4)	2(2.5)	2(2.1)	2(2.1)	3(3.4)		6.00
		Sectional time (s)	14.55	14.92	15.70	14.81	14.38	14.86	14.40	14.45	14.68	14.39	14.52		
		Cumulative time (s)	161.66	147.11	132.19	116.49	101.68	87.30	72.44	58.04	43.59	28.91	14.52	3:11.39	
		Speed (m/s)	13.75	13.40	12.74	13.50	13.91	13.46	13.89	13.84	13.62	13.90	13.77	13.58	
		Stride length (m)	6.21	6.28	6.00	6.26	6.58	6.22	6.28	6.41	6.10	6.18	6.28	6.24	
		Stride duration (s)	0.452	0.468	0.471	0.463	0.473	0.462	0.452	0.463	0.448	0.445	0.456	0.460	
		Stride efficiency (%)	60.34	61.59	56.21	61.16	67.67	60.39	61.71	64.24	58.20	59.66	61.60	60.93	
		Stride count	32.18	31.86	33.35	31.97	30.39	32.17	31.83	31.19	32.77	32.37	31.86	416.38	

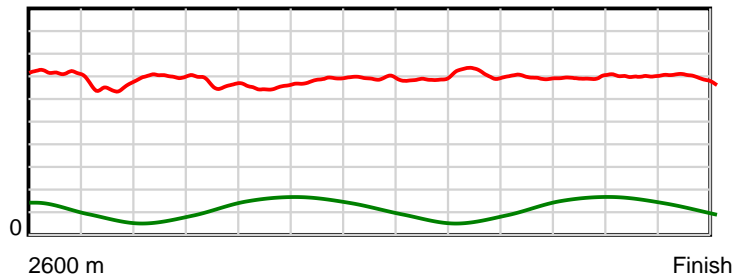
10 m Stride length



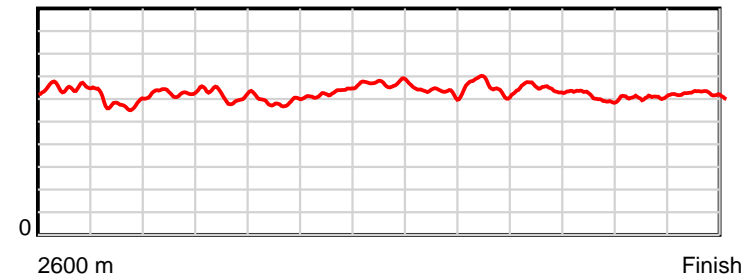
0.6 s Stride duration



20 m/sec Speed



100 % Stride efficiency



Note: Horizontal distance axis grid lines are 200m furlongs.

Disclaimer.

HRNZ and NZMTC and Thoroughbred Ratings Pty Ltd accepts no responsibility for the completeness or accuracy of any of the information contained herein, and makes no representations about its suitability for any particular purpose. Users should make their own judgements about those matters and/or seek independent advice. You assume all risks associated with use of the data provided on this page.



Race Results



November 12, 2019, Race 5, RNP HOMES LTD MOBILE PACE, Distance 2600m, Addington - Survey 3200m

Result	TAB no.	Horse (Barrier)	2600 to	2400m to
5th	11	Ivana Legacy (10)	2400m	2200m
		Position in running (margin)	-	8(7.2)
		Sectional time (s)	13.98	14.94
		Cumulative time (s)	191.55	177.57
		Speed (m/s)	14.30	13.39
		Stride length (m)	6.17	5.86
		Stride duration (s)	0.422	0.438
		Stride efficiency (%)	59.56	53.67
		Stride count	32.40	34.13

Disclaimer.

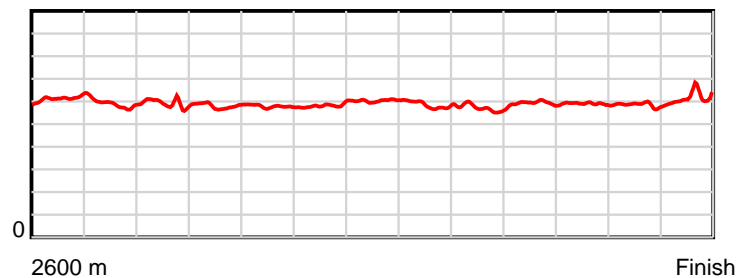
HRNZ and NZMTC and Thoroughbred Ratings Pty Ltd accepts no responsibility for the completeness or accuracy of any of the information contained herein, and makes no representations about its suitability for any particular purpose. Users should make their own judgements about those matters and/or seek independent advice. You assume all risks associated with use of the data provided on this page.

Race Results

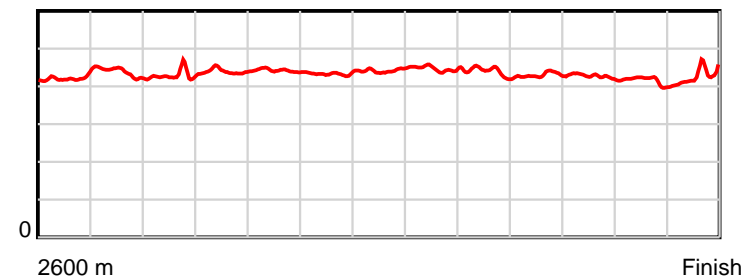
November 12, 2019, Race 5, RNP HOMES LTD MOBILE PACE, Distance 2600m, Addington - Survey 3200m

Result	TAB no.	Horse (Barrier)	2200m to	2000m to	1800m to	1600m to	1400m to	1200m to	1000m to	800m to	600m to	400m to	200m to	Total or	Margin
5th	11	Ivana Legacy (10)	2000m	1800m	1600m	1400m	1200m	1000m	800m	600m	400m	200m	WP	Average	
		Position in running (margin)	6(7.5)	6(6.3)	6(9.5)	6(9.4)	6(8.1)	7(7.3)	8(7.6)	11(8.3)	11(8.2)	9(7.6)	6(7.7)		6.90
		Sectional time (s)	14.58	15.16	15.43	14.84	14.68	15.36	15.48	14.50	14.58	14.21	13.81		
		Cumulative time (s)	162.63	148.05	132.89	117.46	102.62	87.94	72.58	57.10	42.60	28.02	13.81	3:11.55	
		Speed (m/s)	13.72	13.19	12.96	13.48	13.62	13.02	12.92	13.79	13.72	14.07	14.48	13.57	
		Stride length (m)	5.87	5.80	5.73	5.84	6.02	5.83	5.67	5.93	5.86	5.84	6.21	5.89	
		Stride duration (s)	0.428	0.439	0.442	0.433	0.442	0.447	0.439	0.430	0.427	0.415	0.428	0.434	
		Stride efficiency (%)	53.79	52.51	51.33	53.29	56.59	53.06	50.16	54.88	53.63	53.32	60.18	54.20	
		Stride count	34.09	34.50	34.90	34.25	33.23	34.32	35.30	33.75	34.14	34.24	32.23	441.48	

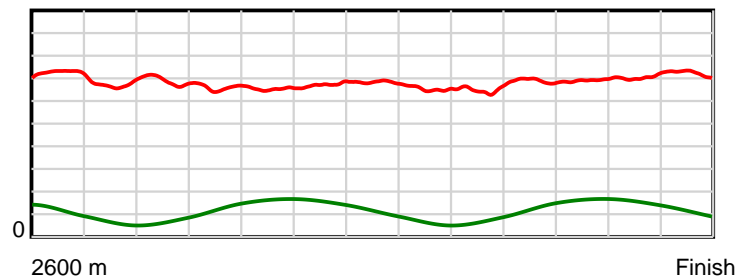
10 m Stride length



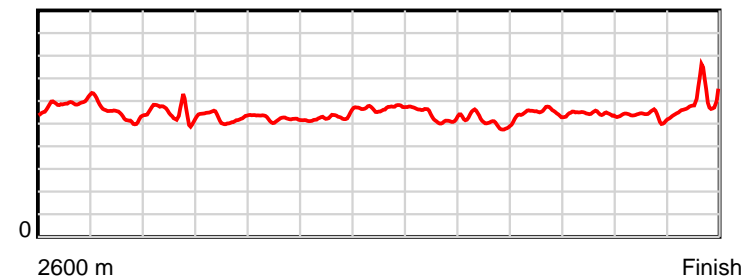
0.6 s Stride duration



20 m/sec Speed



100 % Stride efficiency



Note: Horizontal distance axis grid lines are 200m furlongs.

Disclaimer.

HRNZ and NZMTC and Thoroughbred Ratings Pty Ltd accepts no responsibility for the completeness or accuracy of any of the information contained herein, and makes no representations about its suitability for any particular purpose. Users should make their own judgements about those matters and/or seek independent advice. You assume all risks associated with use of the data provided on this page.



Race Results



November 12, 2019, Race 5, RNP HOMES LTD MOBILE PACE, Distance 2600m, Addington - Survey 3200m

Result	TAB no.	Horse (Barrier)	2600 to	2400m to
6th	4	Ghostwriter (3)	2400m	2200m
		Position in running (margin)	-	2(1.8)
		Sectional time (s)	12.96	14.93
		Cumulative time (s)	191.64	178.68
		Speed (m/s)	15.43	13.40
		Stride length (m)	6.62	6.18
		Stride duration (s)	0.435	0.461
		Stride efficiency (%)	68.44	59.69
		Stride count	30.22	32.36

Disclaimer.

HRNZ and NZMTC and Thoroughbred Ratings Pty Ltd accepts no responsibility for the completeness or accuracy of any of the information contained herein, and makes no representations about its suitability for any particular purpose. Users should make their own judgements about those matters and/or seek independent advice. You assume all risks associated with use of the data provided on this page.



Race Results

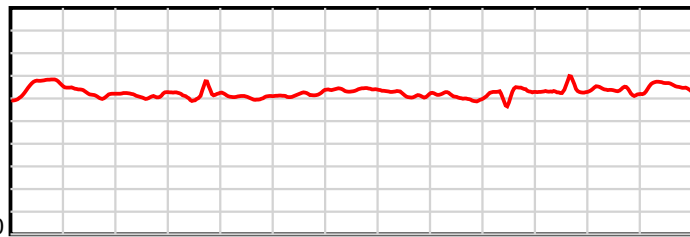


November 12, 2019, Race 5, RNP HOMES LTD MOBILE PACE, Distance 2600m, Addington - Survey 3200m

Result	TAB no.	Horse (Barrier)	2200m to	2000m to	1800m to	1600m to	1400m to	1200m to	1000m to	800m to	600m to	400m to	200m to	Total or	Margin
6th	4	Ghostwriter (3)	2000m	1800m	1600m	1400m	1200m	1000m	800m	600m	400m	200m	WP	Average	
		Position in running (margin)	3(2.0)	4(2.9)	4(6.8)	4(7.0)	4(5.8)	5(5.4)	6(5.7)	8(6.0)	8(6.3)	6(5.4)	5(5.4)		7.40
		Sectional time (s)	14.93	15.27	15.48	14.85	14.76	15.35	15.42	14.56	14.53	14.18	14.42		
		Cumulative time (s)	163.75	148.82	133.55	118.07	103.22	88.46	73.11	57.69	43.13	28.60	14.42	3:11.64	
		Speed (m/s)	13.40	13.10	12.92	13.47	13.55	13.03	12.97	13.74	13.76	14.10	13.87	13.57	
		Stride length (m)	6.08	6.16	6.04	6.22	6.40	6.21	6.05	6.20	6.31	6.35	6.48	6.25	
		Stride duration (s)	0.454	0.470	0.468	0.462	0.472	0.476	0.466	0.451	0.459	0.450	0.467	0.461	
		Stride efficiency (%)	57.70	59.30	57.03	60.48	63.97	60.23	57.15	60.05	62.26	62.91	65.63	61.02	
		Stride count	32.91	32.47	33.10	32.15	31.26	32.22	33.07	32.26	31.68	31.52	30.86	416.08	

10 m

Stride length

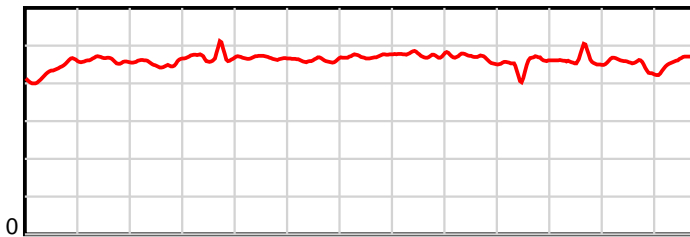


2600 m

Finish

0.6 s

Stride duration

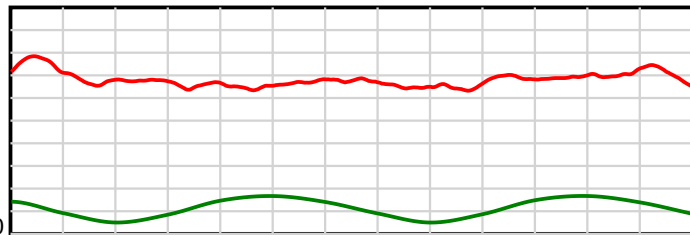


2600 m

Finish

20 m/sec

Speed

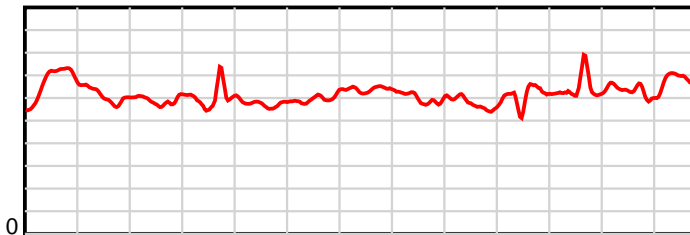


2600 m

Finish

100 %

Stride efficiency



2600 m

Finish

Note: Horizontal distance axis grid lines are 200m furlongs.

Disclaimer.

HRNZ and NZMTC and Thoroughbred Ratings Pty Ltd accepts no responsibility for the completeness or accuracy of any of the information contained herein, and makes no representations about its suitability for any particular purpose. Users should make their own judgements about those matters and/or seek independent advice. You assume all risks associated with use of the data provided on this page.



Race Results



November 12, 2019, Race 5, RNP HOMES LTD MOBILE PACE, Distance 2600m, Addington - Survey 3200m

Result	TAB no.	Horse (Barrier)	2600 to	2400m to
7th	7	Double O Heave... (6)	2400m	2200m
		Position in running (margin)	-	4(3.1)
		Sectional time (s)	13.15	15.40
		Cumulative time (s)	192.88	179.73
		Speed (m/s)	15.20	12.99
		Stride length (m)	6.42	5.79
		Stride duration (s)	0.426	0.446
		Stride efficiency (%)	64.50	52.43
		Stride count	31.13	34.53

Disclaimer.

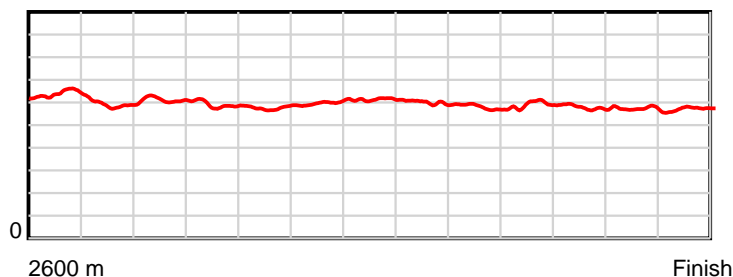
HRNZ and NZMTC and Thoroughbred Ratings Pty Ltd accepts no responsibility for the completeness or accuracy of any of the information contained herein, and makes no representations about its suitability for any particular purpose. Users should make their own judgements about those matters and/or seek independent advice. You assume all risks associated with use of the data provided on this page.

Race Results

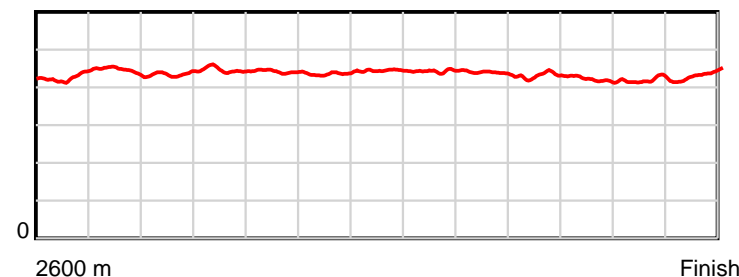
November 12, 2019, Race 5, RNP HOMES LTD MOBILE PACE, Distance 2600m, Addington - Survey 3200m

Result	TAB no.	Horse (Barrier)	2200m to	2000m to	1800m to	1600m to	1400m to	1200m to	1000m to	800m to	600m to	400m to	200m to	Total or	Margin
7th	7	Double O Heave... (6)	2000m	1800m	1600m	1400m	1200m	1000m	800m	600m	400m	200m	WP	Average	
		Position in running (margin)	5(6.2)	5(4.7)	5(8.1)	5(8.9)	5(7.0)	4(5.3)	3(3.3)	4(3.7)	5(4.0)	5(4.7)	7(8.3)		14.30
		Sectional time (s)	14.52	15.20	15.57	14.73	14.53	14.98	15.43	14.58	14.79	14.79	15.21		
		Cumulative time (s)	164.33	149.81	134.61	119.04	104.31	89.78	74.80	59.37	44.79	30.00	15.21	3:12.88	
		Speed (m/s)	13.77	13.16	12.85	13.58	13.76	13.35	12.96	13.72	13.52	13.52	13.15	13.48	
		Stride length (m)	5.99	5.87	5.68	5.92	6.12	5.91	5.68	5.92	5.70	5.67	5.70	5.87	
		Stride duration (s)	0.435	0.446	0.442	0.436	0.444	0.443	0.438	0.431	0.421	0.419	0.433	0.435	
		Stride efficiency (%)	56.11	53.87	50.43	54.75	58.46	54.60	50.50	54.70	50.74	50.22	50.77	53.81	
		Stride count	33.38	34.06	35.20	33.79	32.70	33.84	35.18	33.80	35.10	35.28	35.09	443.08	

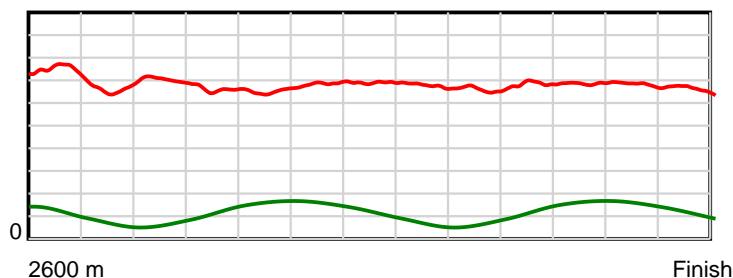
10 m Stride length



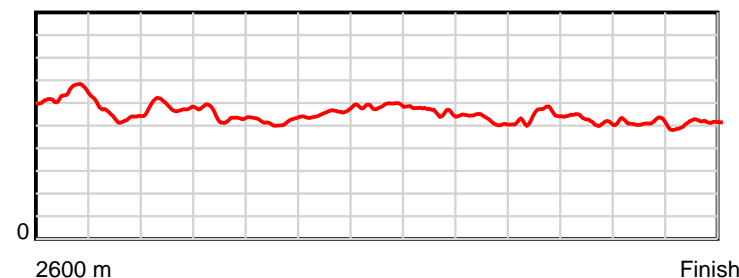
0.6 s Stride duration



20 m/sec Speed



100 % Stride efficiency



Note: Horizontal distance axis grid lines are 200m furlongs.

Disclaimer.

HRNZ and NZMTC and Thoroughbred Ratings Pty Ltd accepts no responsibility for the completeness or accuracy of any of the information contained herein, and makes no representations about its suitability for any particular purpose. Users should make their own judgements about those matters and/or seek independent advice. You assume all risks associated with use of the data provided on this page.



Race Results



November 12, 2019, Race 5, RNP HOMES LTD MOBILE PACE, Distance 2600m, Addington - Survey 3200m

Result	TAB no.	Horse (Barrier)	2600 to	2400m to
8th	5	Amore Lancome (4)	2400m	2200m
		Position in running (margin)	-	5(4.6)
		Sectional time (s)	13.44	15.51
		Cumulative time (s)	193.25	179.81
		Speed (m/s)	14.88	12.89
		Stride length (m)	6.37	5.93
		Stride duration (s)	0.431	0.459
		Stride efficiency (%)	63.50	54.87
		Stride count	31.37	33.75

Disclaimer.

HRNZ and NZMTC and Thoroughbred Ratings Pty Ltd accepts no responsibility for the completeness or accuracy of any of the information contained herein, and makes no representations about its suitability for any particular purpose. Users should make their own judgements about those matters and/or seek independent advice. You assume all risks associated with use of the data provided on this page.

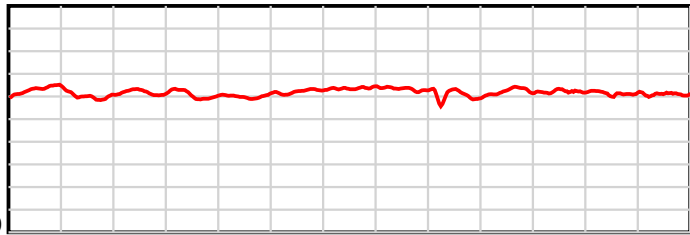
Race Results

November 12, 2019, Race 5, RNP HOMES LTD MOBILE PACE, Distance 2600m, Addington - Survey 3200m

Result	TAB no.	Horse (Barrier)	2200m to	2000m to	1800m to	1600m to	1400m to	1200m to	1000m to	800m to	600m to	400m to	200m to	Total or	Margin
8th	5	Amore Lancome (4)	2000m	1800m	1600m	1400m	1200m	1000m	800m	600m	400m	200m	WP	Average	
		Position in running (margin)	7(8.3)	7(7.1)	7(9.9)	7(10.9)	7(9.0)	6(7.0)	5(5.0)	7(5.7)	7(6.2)	7(6.6)	9(10.3)		16.40
		Sectional time (s)	14.57	15.09	15.60	14.75	14.49	14.97	15.49	14.60	14.74	14.81	15.19		
		Cumulative time (s)	164.30	149.73	134.64	119.04	104.29	89.80	74.83	59.34	44.74	30.00	15.19	3:13.25	
		Speed (m/s)	13.73	13.25	12.82	13.56	13.80	13.36	12.91	13.70	13.57	13.50	13.17	13.45	
		Stride length (m)	6.05	6.08	5.92	6.15	6.37	6.25	5.91	6.21	6.09	6.02	6.05	6.10	
		Stride duration (s)	0.441	0.459	0.462	0.454	0.462	0.467	0.457	0.453	0.449	0.446	0.460	0.454	
		Stride efficiency (%)	57.18	57.71	54.77	59.08	63.50	60.97	54.54	60.18	57.90	56.60	57.24	58.21	
		Stride count	33.06	32.91	33.78	32.53	31.37	32.02	33.85	32.23	32.86	33.23	33.05	426.01	

10 m

Stride length

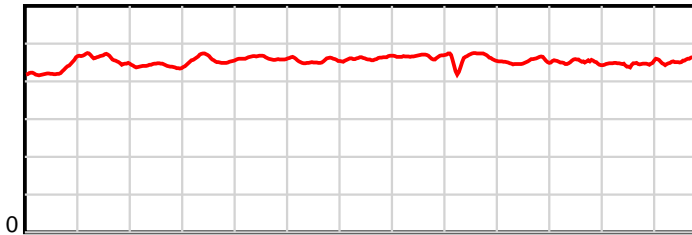


2600 m

Finish

0.6 s

Stride duration

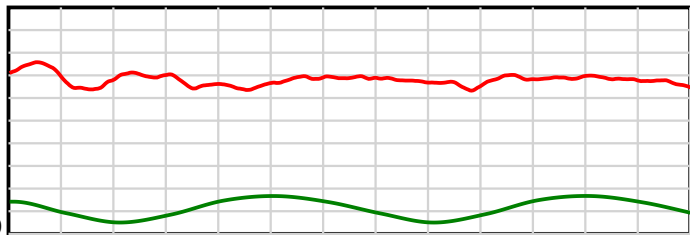


2600 m

Finish

20 m/sec

Speed

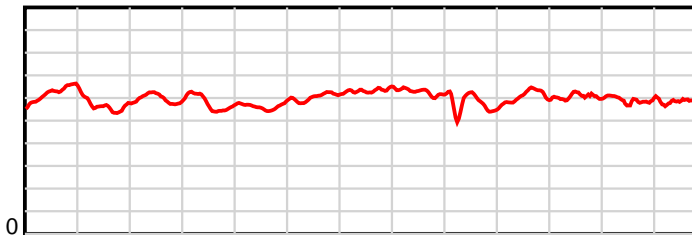


2600 m

Finish

100 %

Stride efficiency



2600 m

Finish

Note: Horizontal distance axis grid lines are 200m furlongs.

Disclaimer.

HRNZ and NZMTC and Thoroughbred Ratings Pty Ltd accepts no responsibility for the completeness or accuracy of any of the information contained herein, and makes no representations about its suitability for any particular purpose. Users should make their own judgements about those matters and/or seek independent advice. You assume all risks associated with use of the data provided on this page.



Race Results



November 12, 2019, Race 5, RNP HOMES LTD MOBILE PACE, Distance 2600m, Addington - Survey 3200m

Result	TAB no.	Horse (Barrier)	2600 to	2400m to
9th	13	Smoke N Reacto... (12)	2400m	2200m
		Position in running (margin)	-	12(10.4)
		Sectional time (s)	14.59	15.68
		Cumulative time (s)	193.27	178.68
		Speed (m/s)	13.70	12.76
		Stride length (m)	6.41	5.96
		Stride duration (s)	0.454	0.467
		Stride efficiency (%)	64.17	55.43
		Stride count	31.21	33.58

Disclaimer.

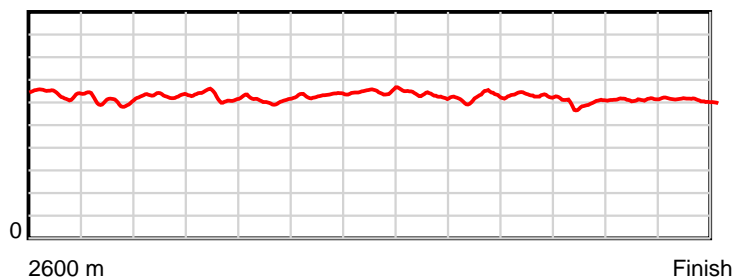
HRNZ and NZMTC and Thoroughbred Ratings Pty Ltd accepts no responsibility for the completeness or accuracy of any of the information contained herein, and makes no representations about its suitability for any particular purpose. Users should make their own judgements about those matters and/or seek independent advice. You assume all risks associated with use of the data provided on this page.

Race Results

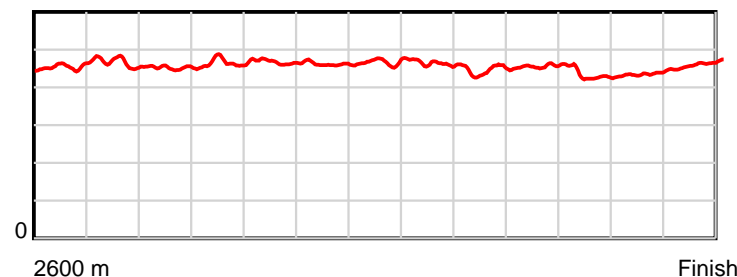
November 12, 2019, Race 5, RNP HOMES LTD MOBILE PACE, Distance 2600m, Addington - Survey 3200m

Result	TAB no.	Horse (Barrier)	2200m to	2000m to	1800m to	1600m to	1400m to	1200m to	1000m to	800m to	600m to	400m to	200m to	Total or	Margin
9th	13	Smoke N Reacto... (12)	2000m	1800m	1600m	1400m	1200m	1000m	800m	600m	400m	200m	WP	Average	
		Position in running (margin)	10(15.1)	11(14.5)	11(15.9)	11(17.0)	11(15.3)	11(12.8)	12(10.9)	9(6.9)	9(6.9)	8(7.5)	8(10.1)		16.50
		Sectional time (s)	14.66	14.85	15.64	14.77	14.39	14.99	14.69	14.52	14.79	14.62	15.08		
		Cumulative time (s)	163.00	148.34	133.49	117.85	103.08	88.69	73.70	59.01	44.49	29.70	15.08	3:13.27	
		Speed (m/s)	13.64	13.47	12.79	13.54	13.90	13.34	13.61	13.77	13.52	13.68	13.26	13.45	
		Stride length (m)	6.16	6.25	5.98	6.25	6.50	6.18	6.06	6.28	5.84	5.99	6.13	6.15	
		Stride duration (s)	0.452	0.464	0.468	0.462	0.468	0.463	0.445	0.456	0.432	0.438	0.462	0.457	
		Stride efficiency (%)	59.33	61.03	55.87	61.00	66.05	59.59	57.40	61.69	53.20	56.01	58.67	59.03	
		Stride count	32.46	32.00	33.45	32.01	30.76	32.39	33.00	31.83	34.28	33.41	32.64	423.02	

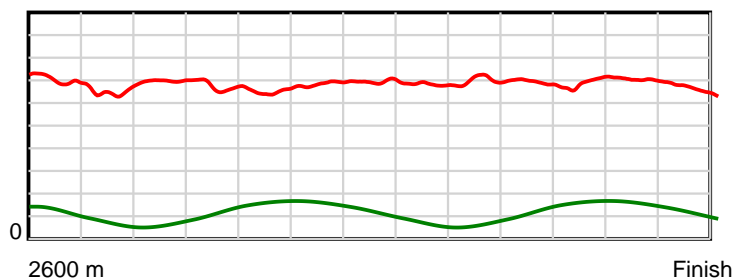
10 m Stride length



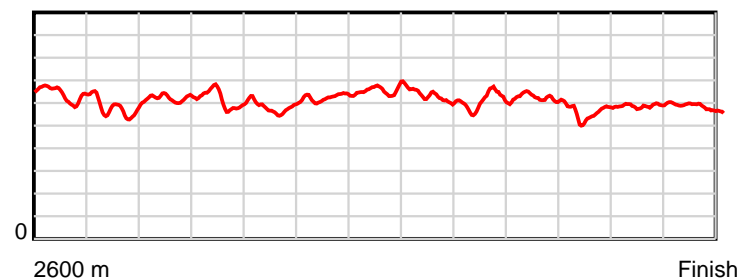
0.6 s Stride duration



20 m/sec Speed



100 % Stride efficiency



Note: Horizontal distance axis grid lines are 200m furlongs.

Disclaimer.

HRNZ and NZMTC and Thoroughbred Ratings Pty Ltd accepts no responsibility for the completeness or accuracy of any of the information contained herein, and makes no representations about its suitability for any particular purpose. Users should make their own judgements about those matters and/or seek independent advice. You assume all risks associated with use of the data provided on this page.



Race Results



November 12, 2019, Race 5, RNP HOMES LTD MOBILE PACE, Distance 2600m, Addington - Survey 3200m

Result	TAB no.	Horse (Barrier)	2600 to	2400m to
10th	8	Be Mine Tonigh... (7)	2400m	2200m
		Position in running (margin)	-	9(7.9)
		Sectional time (s)	13.87	16.43
		Cumulative time (s)	193.90	180.03
		Speed (m/s)	14.41	12.17
		Stride length (m)	6.76	5.99
		Stride duration (s)	0.476	0.492
		Stride efficiency (%)	71.51	56.14
		Stride count	29.56	33.37

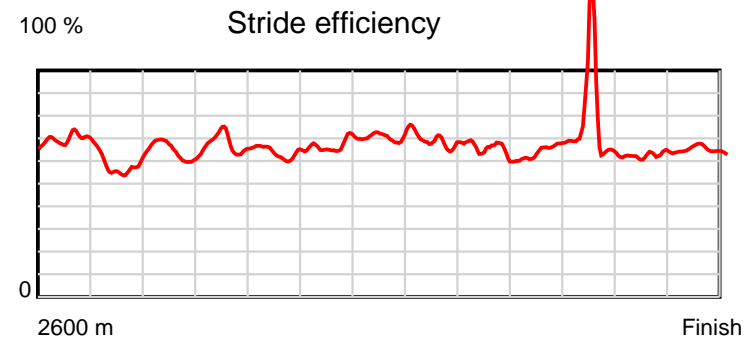
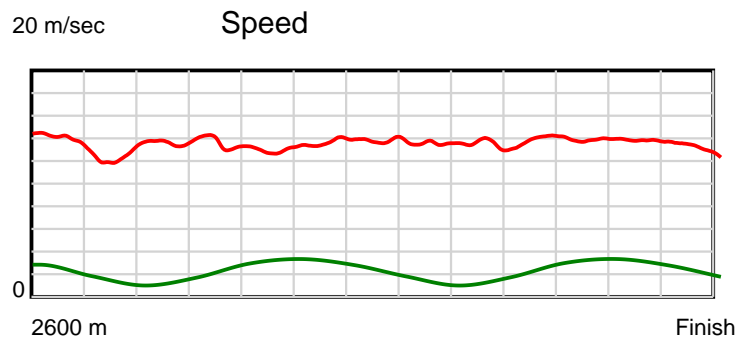
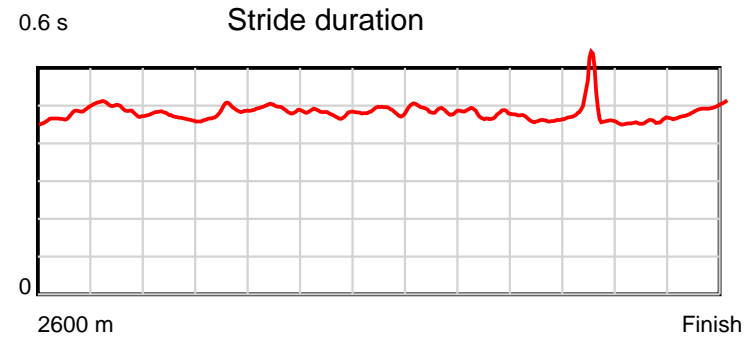
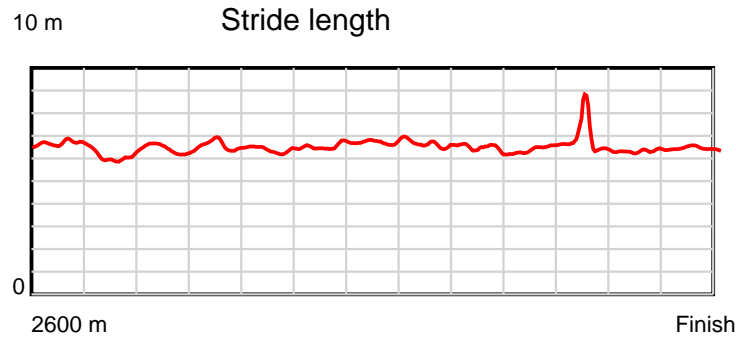
Disclaimer.

HRNZ and NZMTC and Thoroughbred Ratings Pty Ltd accepts no responsibility for the completeness or accuracy of any of the information contained herein, and makes no representations about its suitability for any particular purpose. Users should make their own judgements about those matters and/or seek independent advice. You assume all risks associated with use of the data provided on this page.

Race Results

November 12, 2019, Race 5, RNP HOMES LTD MOBILE PACE, Distance 2600m, Addington - Survey 3200m

Result	TAB no.	Horse (Barrier)	2200m to	2000m to	1800m to	1600m to	1400m to	1200m to	1000m to	800m to	600m to	400m to	200m to	Total or	Margin
10th	8	Be Mine Tonigh... (7)	2000m	1800m	1600m	1400m	1200m	1000m	800m	600m	400m	200m	WP	Average	
		Position in running (margin)	12(17.1)	12(17.5)	12(17.8)	12(19.0)	12(17.2)	12(14.5)	13(12.3)	13(11.3)	12(10.0)	12(10.4)	10(13.7)		20.00
		Sectional time (s)	14.83	14.68	15.64	14.76	14.37	14.94	15.19	14.30	14.75	14.73	15.41		
		Cumulative time (s)	163.60	148.77	134.09	118.45	103.69	89.32	74.38	59.19	44.89	30.14	15.41	3:13.90	
		Speed (m/s)	13.49	13.62	12.79	13.55	13.92	13.39	13.17	13.99	13.56	13.58	12.98	13.41	
		Stride length (m)	6.34	6.59	6.28	6.51	6.78	6.52	6.27	6.48	6.49	6.22	6.40	6.43	
		Stride duration (s)	0.470	0.484	0.491	0.480	0.487	0.487	0.476	0.463	0.479	0.458	0.493	0.479	
		Stride efficiency (%)	62.84	67.82	61.70	66.16	71.83	66.44	61.47	65.57	65.91	60.48	64.04	64.56	
		Stride count	31.54	30.36	31.83	30.74	29.50	30.67	31.89	30.87	30.80	32.15	31.24	404.52	



Note: Horizontal distance axis grid lines are 200m furlongs.

Disclaimer.

HRNZ and NZMTC and Thoroughbred Ratings Pty Ltd accepts no responsibility for the completeness or accuracy of any of the information contained herein, and makes no representations about its suitability for any particular purpose. Users should make their own judgements about those matters and/or seek independent advice. You assume all risks associated with use of the data provided on this page.



Race Results



November 12, 2019, Race 5, RNP HOMES LTD MOBILE PACE, Distance 2600m, Addington - Survey 3200m

Result	TAB no.	Horse (Barrier)	2600 to	2400m to
11th	14	Major Sass (13)	2400m	2200m
		Position in running (margin)	-	11(10.1)
		Sectional time (s)	14.31	15.90
		Cumulative time (s)	195.20	180.89
		Speed (m/s)	13.97	12.58
		Stride length (m)	6.09	5.50
		Stride duration (s)	0.431	0.437
		Stride efficiency (%)	58.03	47.24
		Stride count	32.82	36.37

Disclaimer.

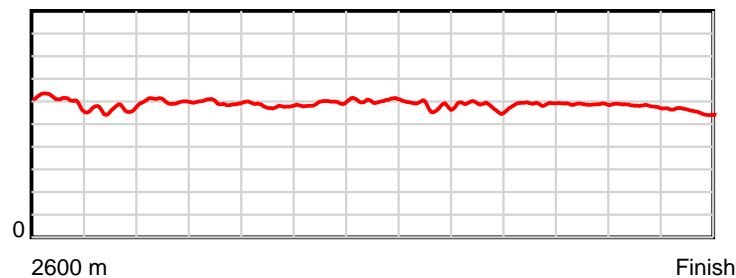
HRNZ and NZMTC and Thoroughbred Ratings Pty Ltd accepts no responsibility for the completeness or accuracy of any of the information contained herein, and makes no representations about its suitability for any particular purpose. Users should make their own judgements about those matters and/or seek independent advice. You assume all risks associated with use of the data provided on this page.

Race Results

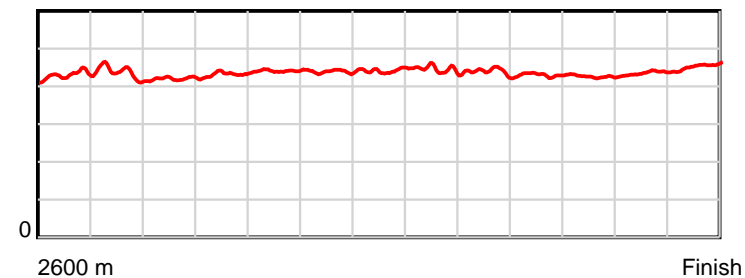
November 12, 2019, Race 5, RNP HOMES LTD MOBILE PACE, Distance 2600m, Addington - Survey 3200m

Result	TAB no.	Horse (Barrier)	2200m to	2000m to	1800m to	1600m to	1400m to	1200m to	1000m to	800m to	600m to	400m to	200m to	Total or	Margin
11th	14	Major Sass (13)	2000m	1800m	1600m	1400m	1200m	1000m	800m	600m	400m	200m	WP	Average	
		Position in running (margin)	11(16.1)	10(12.0)	9(11.9)	8(11.3)	8(9.6)	9(8.6)	10(9.4)	12(10.1)	13(10.5)	11(10.0)	12(14.9)		27.20
		Sectional time (s)	14.10	14.60	15.35	14.78	14.64	15.45	15.49	14.58	14.60	14.99	16.41		
		Cumulative time (s)	164.99	150.89	136.29	120.94	106.16	91.52	76.07	60.58	46.00	31.40	16.41	3:15.20	
		Speed (m/s)	14.18	13.70	13.03	13.53	13.66	12.94	12.91	13.72	13.70	13.34	12.19	13.32	
		Stride length (m)	5.96	5.92	5.75	5.95	6.04	5.76	5.66	5.91	5.84	5.81	5.53	5.82	
		Stride duration (s)	0.420	0.432	0.441	0.439	0.442	0.445	0.439	0.431	0.426	0.436	0.454	0.437	
		Stride efficiency (%)	55.48	54.74	51.64	55.26	56.92	51.76	50.13	54.51	53.22	52.83	47.80	52.90	
		Stride count	33.56	33.79	34.79	33.63	33.14	34.75	35.31	33.86	34.27	34.40	36.16	446.85	

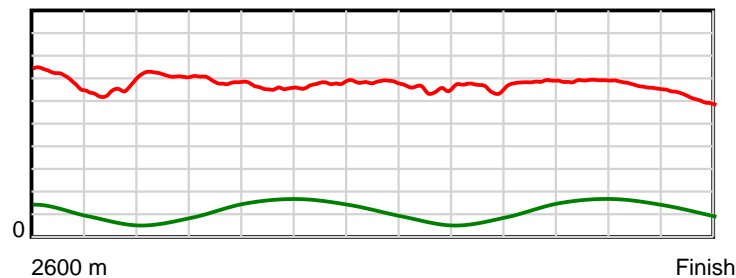
10 m Stride length



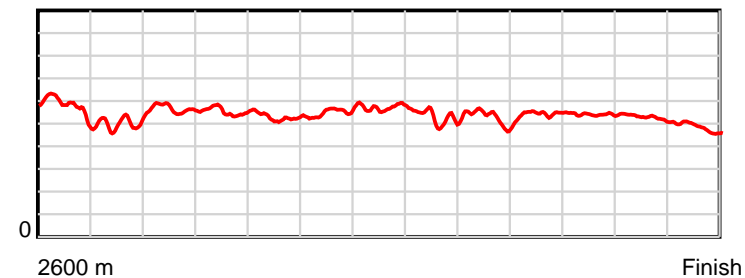
0.6 s Stride duration



20 m/sec Speed



100 % Stride efficiency



Note: Horizontal distance axis grid lines are 200m furlongs.

Disclaimer.

HRNZ and NZMTC and Thoroughbred Ratings Pty Ltd accepts no responsibility for the completeness or accuracy of any of the information contained herein, and makes no representations about its suitability for any particular purpose. Users should make their own judgements about those matters and/or seek independent advice. You assume all risks associated with use of the data provided on this page.



Race Results



November 12, 2019, Race 5, RNP HOMES LTD MOBILE PACE, Distance 2600m, Addington - Survey 3200m

Result	TAB no.	Horse (Barrier)	2600 to	2400m to
12th	2	Ideal Rule (2)	2400m	2200m
		Position in running (margin)	-	7(5.9)
		Sectional time (s)	13.77	15.69
		Cumulative time (s)	195.33	181.56
		Speed (m/s)	14.52	12.75
		Stride length (m)	5.76	5.41
		Stride duration (s)	0.397	0.424
		Stride efficiency (%)	51.88	45.66
		Stride count	34.71	37.00

Disclaimer.

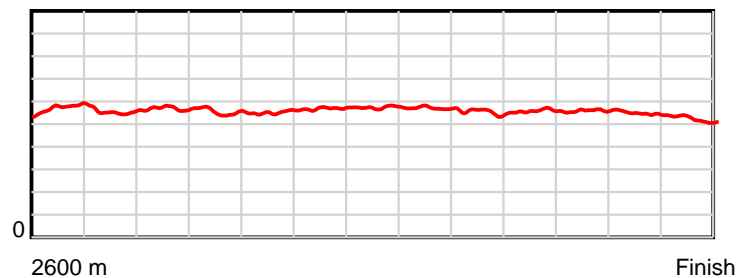
HRNZ and NZMTC and Thoroughbred Ratings Pty Ltd accepts no responsibility for the completeness or accuracy of any of the information contained herein, and makes no representations about its suitability for any particular purpose. Users should make their own judgements about those matters and/or seek independent advice. You assume all risks associated with use of the data provided on this page.

Race Results

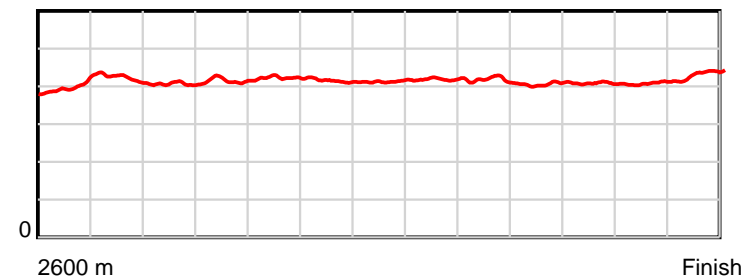
November 12, 2019, Race 5, RNP HOMES LTD MOBILE PACE, Distance 2600m, Addington - Survey 3200m

Result	TAB no.	Horse (Barrier)	2200m to	2000m to	1800m to	1600m to	1400m to	1200m to	1000m to	800m to	600m to	400m to	200m to	Total or	Margin
12th	2	Ideal Rule (2)	2000m	1800m	1600m	1400m	1200m	1000m	800m	600m	400m	200m	WP	Average	
		Position in running (margin)	8(10.6)	8(9.5)	8(11.7)	9(13.0)	9(10.7)	8(8.5)	7(7.1)	10(7.8)	10(8.1)	10(8.9)	11(14.1)		27.90
		Sectional time (s)	14.58	15.00	15.66	14.68	14.44	15.08	15.48	14.56	14.81	15.05	16.53		
		Cumulative time (s)	165.87	151.29	136.29	120.63	105.95	91.51	76.43	60.95	46.39	31.58	16.53	3:15.33	
		Speed (m/s)	13.72	13.33	12.77	13.62	13.85	13.26	12.92	13.74	13.50	13.29	12.10	13.31	
		Stride length (m)	5.57	5.54	5.39	5.65	5.72	5.55	5.39	5.57	5.50	5.43	5.23	5.51	
		Stride duration (s)	0.406	0.415	0.422	0.415	0.413	0.419	0.417	0.406	0.408	0.408	0.432	0.414	
		Stride efficiency (%)	48.54	47.89	45.43	49.95	51.10	48.16	45.33	48.54	47.35	45.99	42.74	47.48	
		Stride count	35.89	36.13	37.09	35.38	34.97	36.03	37.13	35.89	36.33	36.87	38.24	471.66	

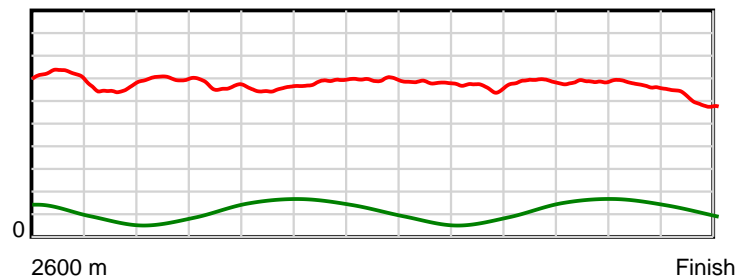
10 m Stride length



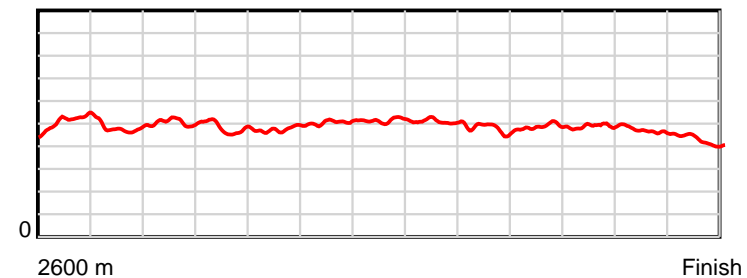
0.6 s Stride duration



20 m/sec Speed



100 % Stride efficiency



Note: Horizontal distance axis grid lines are 200m furlongs.

Disclaimer.

HRNZ and NZMTC and Thoroughbred Ratings Pty Ltd accepts no responsibility for the completeness or accuracy of any of the information contained herein, and makes no representations about its suitability for any particular purpose. Users should make their own judgements about those matters and/or seek independent advice. You assume all risks associated with use of the data provided on this page.



Race Results



November 12, 2019, Race 5, RNP HOMES LTD MOBILE PACE, Distance 2600m, Addington - Survey 3200m

Result	TAB no.	Horse (Barrier)	2600 to	2400m to
13th	9	Gladamare (8)	2400m	2200m
		Position in running (margin)	-	13(12.5)
		Sectional time (s)	14.71	16.10
		Cumulative time (s)	201.00	186.29
		Speed (m/s)	13.59	12.42
		Stride length (m)	6.18	5.76
		Stride duration (s)	0.459	0.464
		Stride efficiency (%)	59.65	51.85
		Stride count	32.37	34.72

Disclaimer.

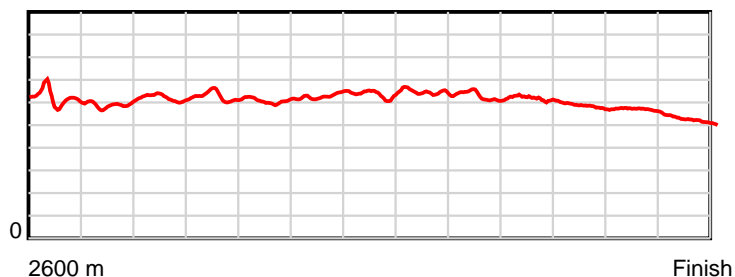
HRNZ and NZMTC and Thoroughbred Ratings Pty Ltd accepts no responsibility for the completeness or accuracy of any of the information contained herein, and makes no representations about its suitability for any particular purpose. Users should make their own judgements about those matters and/or seek independent advice. You assume all risks associated with use of the data provided on this page.

Race Results

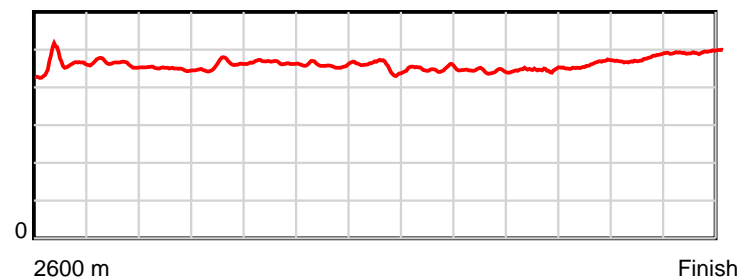
November 12, 2019, Race 5, RNP HOMES LTD MOBILE PACE, Distance 2600m, Addington - Survey 3200m

Result	TAB no.	Horse (Barrier)	2200m to	2000m to	1800m to	1600m to	1400m to	1200m to	1000m to	800m to	600m to	400m to	200m to	Total or	Margin
13th	9	Gladamare (8)	2000m	1800m	1600m	1400m	1200m	1000m	800m	600m	400m	200m	WP	Average	
		Position in running (margin)	13(19.8)	13(19.7)	13(20.2)	13(21.2)	13(19.0)	13(15.6)	11(10.2)	6(5.1)	6(5.1)	13(16.4)	13(33.7)		59.40
		Sectional time (s)	14.75	14.72	15.60	14.70	14.23	14.42	14.51	14.52	16.55	17.08	19.11		
		Cumulative time (s)	170.19	155.44	140.72	125.12	110.42	96.19	81.77	67.26	52.74	36.19	19.11	3:21.00	
		Speed (m/s)	13.56	13.59	12.82	13.61	14.05	13.87	13.78	13.77	12.08	11.71	10.47	12.94	
		Stride length (m)	6.09	6.24	5.97	6.25	6.37	6.23	6.11	6.13	5.58	5.60	5.17	5.96	
		Stride duration (s)	0.449	0.459	0.466	0.459	0.453	0.450	0.444	0.445	0.462	0.478	0.494	0.460	
		Stride efficiency (%)	57.92	60.78	55.68	61.02	63.34	60.73	58.40	58.78	48.69	49.02	41.74	55.42	
		Stride count	32.85	32.07	33.51	32.01	31.41	32.08	32.71	32.61	35.83	35.71	38.70	436.58	

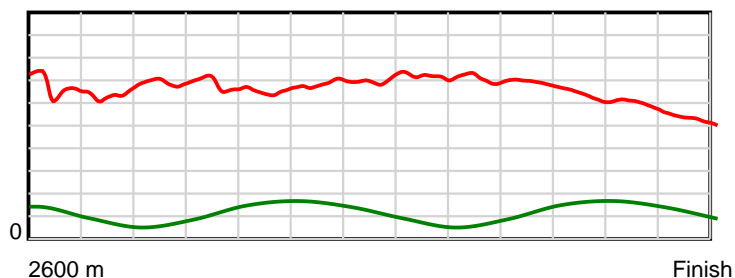
10 m Stride length



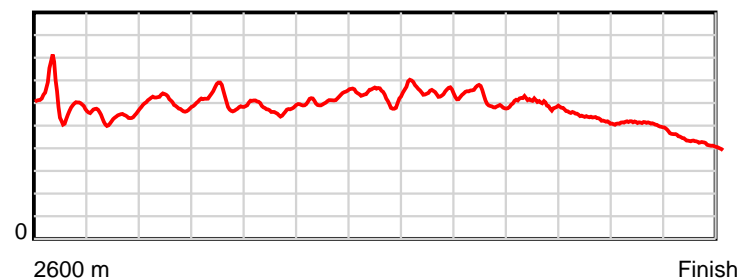
0.6 s Stride duration



20 m/sec Speed



100 % Stride efficiency



Note: Horizontal distance axis grid lines are 200m furlongs.

Disclaimer.

HRNZ and NZMTC and Thoroughbred Ratings Pty Ltd accepts no responsibility for the completeness or accuracy of any of the information contained herein, and makes no representations about its suitability for any particular purpose. Users should make their own judgements about those matters and/or seek independent advice. You assume all risks associated with use of the data provided on this page.