



## Race Results

NZ Metropolitan Trotting Club Inc, HRNZ, November 12, 2019

Compilation date: November 12, 2019, 4:56:18 PM (NZDT)

Copyright © 2019 HRNZ and NZMTC. All rights reserved.

### Trademarks.

StrideMASTER is a registered trademark of Thoroughbred Ratings Pty Ltd.

### Disclaimer.

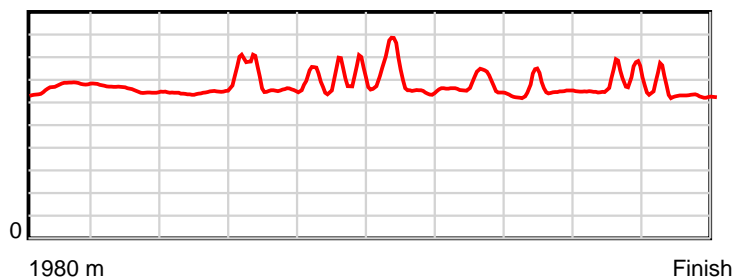
HRNZ and NZMTC and Thoroughbred Ratings Pty Ltd accepts no responsibility for the completeness or accuracy of any of the information contained herein, and makes no representations about its suitability for any particular purpose. Users should make their own judgements about those matters and/or seek independent advice. You assume all risks associated with use of the data provided on this page.

# Race Results

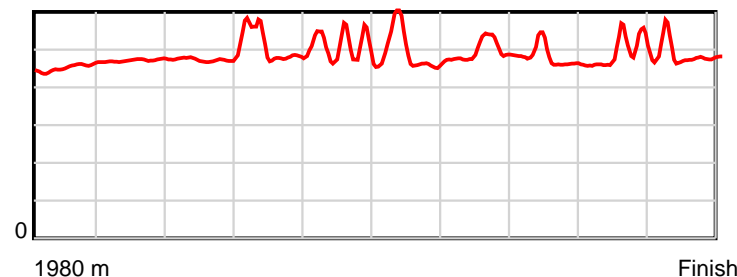
November 12, 2019, Race 9, AVON CITY FORD MOBILE PACE, Distance 1980m, Addington - Survey 1980m

Result	TAB no.	Horse (Barrier)	1980 to	1800m to	1600m to	1400m to	1200m to	1000m to	800m to	600m to	400m to	200m to	Total or	Margin
1st	4	Ascalabus (4)	1800m	1600m	1400m	1200m	1000m	800m	600m	400m	200m	WP	Average	
		Position in running (margin)	-	6(4.5)	7(7.9)	7(6.7)	5(5.4)	5(4.9)	4(3.2)	4(2.7)	3(0.7)	1(0.0)		0.00
		Sectional time (s)	12.13	14.64	14.86	14.44	14.36	14.04	14.72	14.84	14.57	14.98		
		Cumulative time (s)	143.58	131.45	116.81	101.95	87.51	73.15	59.11	44.39	29.55	14.98	2:23.58	
		Speed (m/s)	14.84	13.66	13.46	13.85	13.93	14.25	13.59	13.48	13.73	13.35	13.79	
		Stride length (m)	6.75	6.45	6.37	6.81	6.82	6.94	6.67	6.37	6.57	6.41	6.61	
		Stride duration (s)	0.453	0.472	0.473	0.492	0.490	0.487	0.491	0.473	0.478	0.480	0.479	
		Stride efficiency (%)	71.19	64.94	63.37	72.41	72.78	75.30	69.52	63.50	67.37	64.27	68.24	
		Stride count	26.67	31.03	31.41	29.38	29.31	28.81	29.99	31.37	30.46	31.19	299.62	

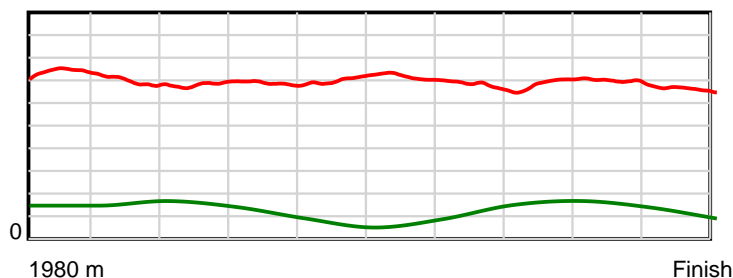
10 m Stride length



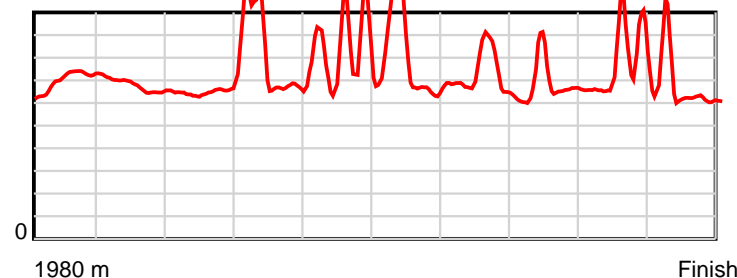
0.6 s Stride duration



20 m/sec Speed



100 % Stride efficiency



Note: Horizontal distance axis grid lines are 200m furlongs.

## Disclaimer.

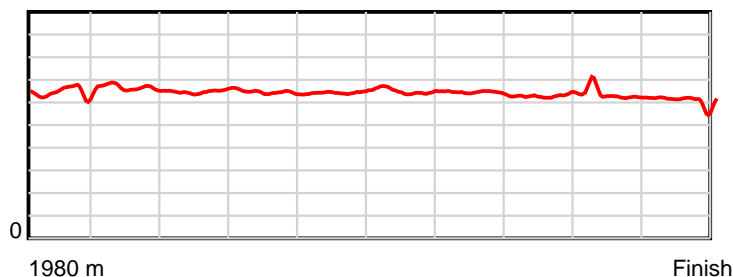
HRNZ and NZMTC and Thoroughbred Ratings Pty Ltd accepts no responsibility for the completeness or accuracy of any of the information contained herein, and makes no representations about its suitability for any particular purpose. Users should make their own judgements about those matters and/or seek independent advice. You assume all risks associated with use of the data provided on this page.

# Race Results

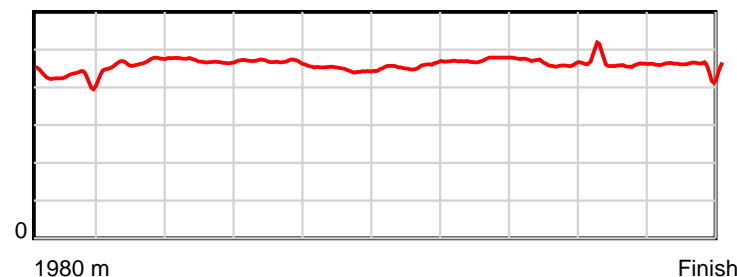
November 12, 2019, Race 9, AVON CITY FORD MOBILE PACE, Distance 1980m, Addington - Survey 1980m

Result	TAB no.	Horse (Barrier)	1980 to	1800m to	1600m to	1400m to	1200m to	1000m to	800m to	600m to	400m to	200m to	Total or	Margin
2nd	7	<b>Howard Hughes (7)</b>	<b>1800m</b>	<b>1600m</b>	<b>1400m</b>	<b>1200m</b>	<b>1000m</b>	<b>800m</b>	<b>600m</b>	<b>400m</b>	<b>200m</b>	<b>WP</b>	<b>Average</b>	
		Position in running (margin)	-	4(3.1)	5(5.5)	4(4.2)	3(3.4)	2(0.7)	1(0.0)	1(0.0)	1(0.0)	2(0.4)		0.20
		Sectional time (s)	11.83	14.49	14.82	14.53	14.00	14.20	14.81	15.17	14.76	15.01		
		Cumulative time (s)	143.62	131.79	117.30	102.48	87.95	73.95	59.75	44.94	29.77	15.01	2:23.62	
		Speed (m/s)	15.22	13.80	13.50	13.76	14.29	14.08	13.50	13.18	13.55	13.32	13.79	
		Stride length (m)	6.45	6.43	6.34	6.44	6.38	6.43	6.40	6.11	6.29	6.07	6.33	
		Stride duration (s)	0.426	0.466	0.470	0.468	0.446	0.457	0.473	0.463	0.464	0.456	0.459	
		Stride efficiency (%)	64.94	64.61	62.85	64.72	63.56	64.69	63.92	58.32	61.85	57.60	62.60	
		Stride count	27.92	31.10	31.54	31.08	31.36	31.08	31.27	32.74	31.79	32.94	312.82	

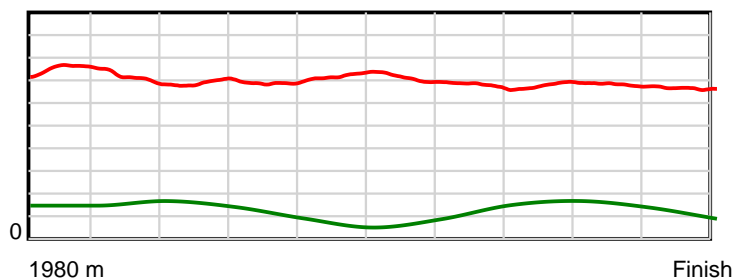
10 m Stride length



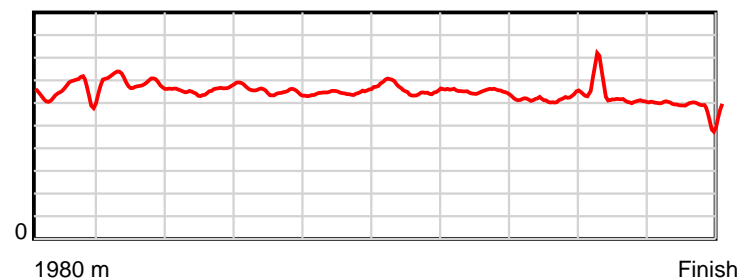
0.6 s Stride duration



20 m/sec Speed



100 % Stride efficiency



Note: Horizontal distance axis grid lines are 200m furlongs.

## Disclaimer.

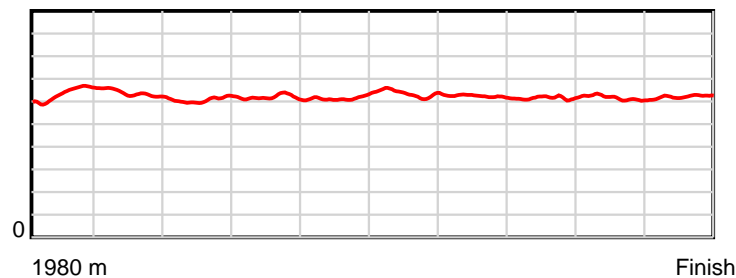
HRNZ and NZMTC and Thoroughbred Ratings Pty Ltd accepts no responsibility for the completeness or accuracy of any of the information contained herein, and makes no representations about its suitability for any particular purpose. Users should make their own judgements about those matters and/or seek independent advice. You assume all risks associated with use of the data provided on this page.

# Race Results

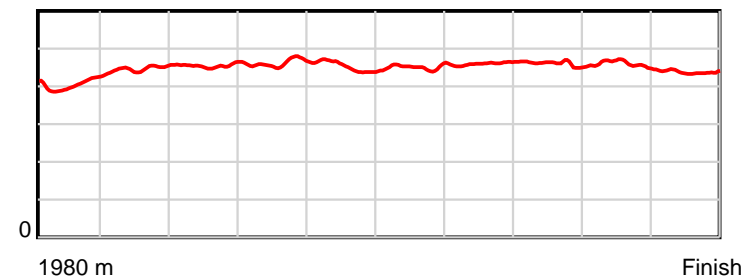
November 12, 2019, Race 9, AVON CITY FORD MOBILE PACE, Distance 1980m, Addington - Survey 1980m

Result	TAB no.	Horse (Barrier)	1980 to	1800m to	1600m to	1400m to	1200m to	1000m to	800m to	600m to	400m to	200m to	Total or	Margin
3rd	3	Patronus Star (3)	1800m	1600m	1400m	1200m	1000m	800m	600m	400m	200m	WP	Average	
		Position in running (margin)	-	2(0.8)	2(1.7)	3(2.0)	4(3.7)	4(4.8)	5(4.1)	5(3.9)	6(3.6)	6(6.1)		1.20
		Sectional time (s)	11.65	14.24	15.09	14.94	14.64	14.20	14.76	15.12	15.11	14.05		
		Cumulative time (s)	143.80	132.15	117.91	102.82	87.88	73.24	59.04	44.28	29.16	14.05	2:23.80	
		Speed (m/s)	15.45	14.04	13.25	13.39	13.66	14.08	13.55	13.23	13.24	14.23	13.77	
		Stride length (m)	6.34	6.28	6.03	6.18	6.18	6.35	6.23	6.09	6.07	6.24	6.20	
		Stride duration (s)	0.404	0.447	0.455	0.462	0.452	0.451	0.460	0.460	0.459	0.438	0.450	
		Stride efficiency (%)	62.90	61.57	56.85	59.67	59.72	63.05	60.69	57.89	57.65	60.89	60.01	
		Stride count	28.37	31.86	33.16	32.37	32.35	31.49	32.09	32.86	32.93	32.04	319.52	

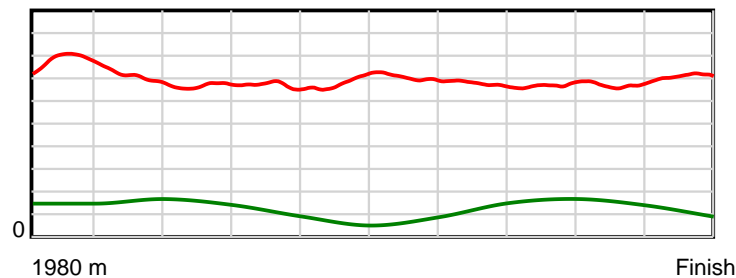
10 m Stride length



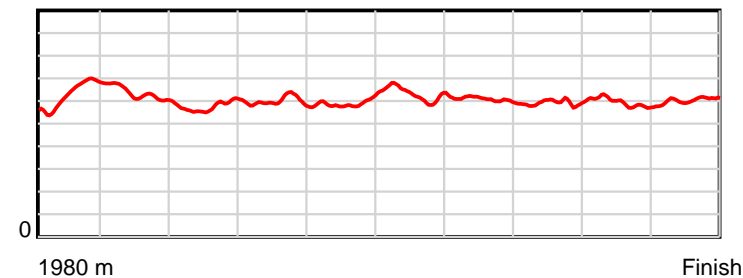
0.6 s Stride duration



20 m/sec Speed



100 % Stride efficiency



Note: Horizontal distance axis grid lines are 200m furlongs.

## Disclaimer.

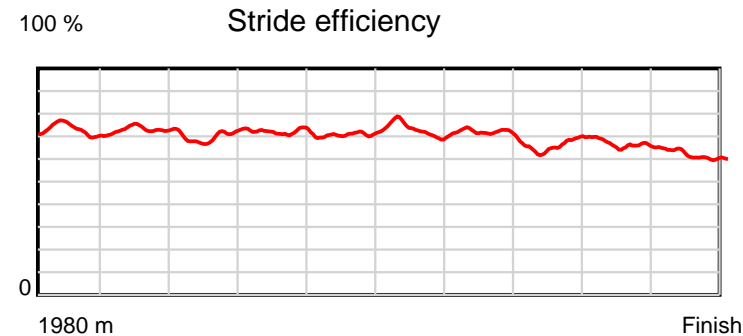
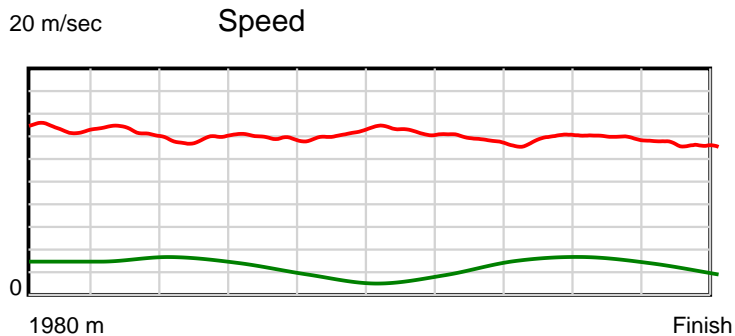
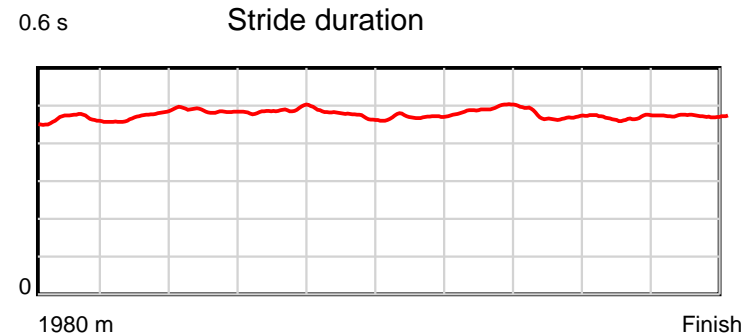
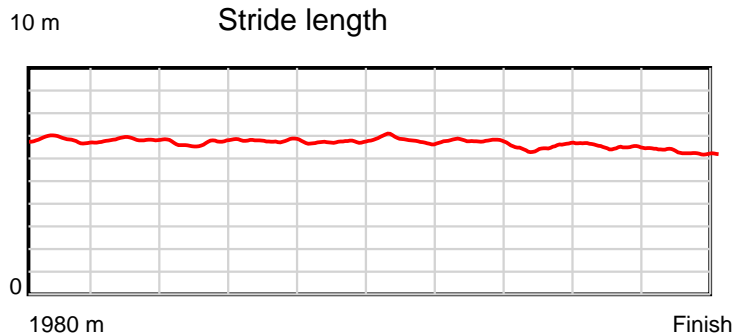
HRNZ and NZMTC and Thoroughbred Ratings Pty Ltd accepts no responsibility for the completeness or accuracy of any of the information contained herein, and makes no representations about its suitability for any particular purpose. Users should make their own judgements about those matters and/or seek independent advice. You assume all risks associated with use of the data provided on this page.



# Race Results

November 12, 2019, Race 9, AVON CITY FORD MOBILE PACE, Distance 1980m, Addington - Survey 1980m

Result	TAB no.	Horse (Barrier)	1980 to	1800m to	1600m to	1400m to	1200m to	1000m to	800m to	600m to	400m to	200m to	Total or	Margin
4th	9	<b>Gliding Away (9)</b>	<b>1800m</b>	<b>1600m</b>	<b>1400m</b>	<b>1200m</b>	<b>1000m</b>	<b>800m</b>	<b>600m</b>	<b>400m</b>	<b>200m</b>	<b>WP</b>	<b>Average</b>	
		Position in running (margin)	-	8(6.9)	8(9.6)	8(9.0)	7(7.8)	6(6.5)	6(5.0)	6(4.2)	5(3.0)	3(3.7)		4.10
		Sectional time (s)	12.46	14.52	14.95	14.47	14.24	14.06	14.68	14.95	14.81	15.17		
		Cumulative time (s)	144.31	131.85	117.33	102.38	87.91	73.67	59.61	44.93	29.98	15.17	2:24.31	
		Speed (m/s)	14.45	13.77	13.38	13.82	14.04	14.22	13.62	13.38	13.50	13.18	13.72	
		Stride length (m)	6.78	6.50	6.51	6.74	6.65	6.71	6.72	6.32	6.32	6.23	6.54	
		Stride duration (s)	0.466	0.472	0.487	0.488	0.474	0.472	0.493	0.472	0.468	0.473	0.477	
		Stride efficiency (%)	71.79	66.05	66.32	71.03	69.16	70.36	70.49	62.34	62.37	60.74	66.85	
		Stride count	26.56	30.76	30.70	29.67	30.06	29.80	29.78	31.66	31.66	32.08	302.73	



Note: Horizontal distance axis grid lines are 200m furlongs.

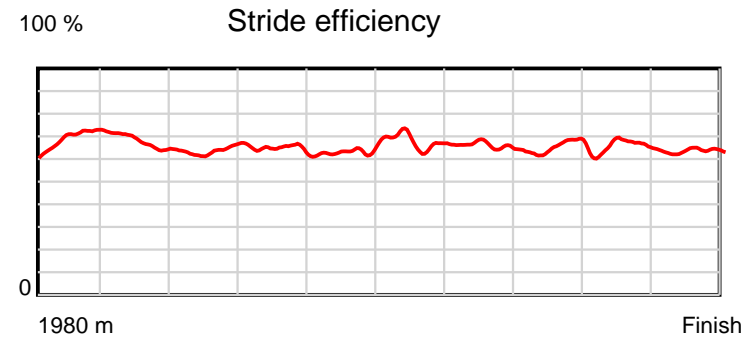
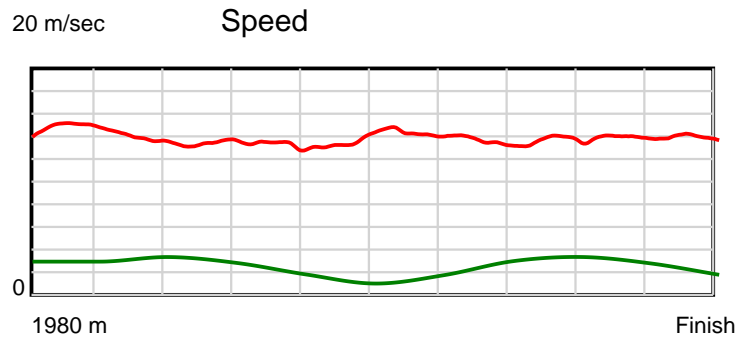
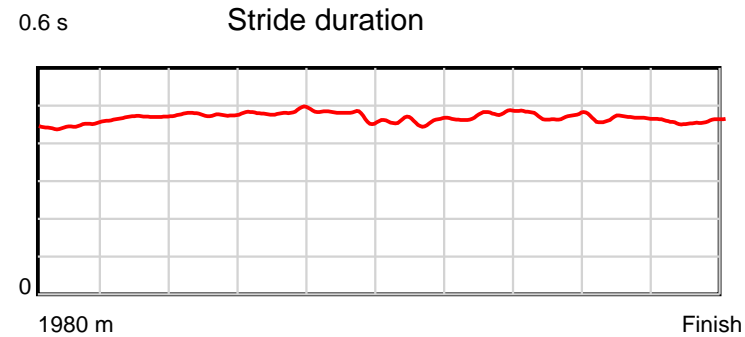
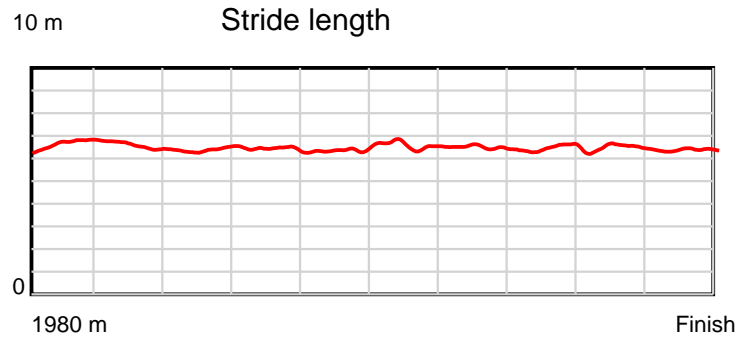
**Disclaimer.**

HRNZ and NZMTC and Thoroughbred Ratings Pty Ltd accepts no responsibility for the completeness or accuracy of any of the information contained herein, and makes no representations about its suitability for any particular purpose. Users should make their own judgements about those matters and/or seek independent advice. You assume all risks associated with use of the data provided on this page.

# Race Results

November 12, 2019, Race 9, AVON CITY FORD MOBILE PACE, Distance 1980m, Addington - Survey 1980m

Result	TAB no.	Horse (Barrier)	1980 to	1800m to	1600m to	1400m to	1200m to	1000m to	800m to	600m to	400m to	200m to	Total or	Margin
5th	10	<b>Willison (10)</b>	<b>1800m</b>	<b>1600m</b>	<b>1400m</b>	<b>1200m</b>	<b>1000m</b>	<b>800m</b>	<b>600m</b>	<b>400m</b>	<b>200m</b>	<b>WP</b>	<b>Average</b>	
		Position in running (margin)	-	7(6.3)	6(7.2)	6(6.4)	8(8.1)	9(10.7)	10(9.1)	11(8.0)	12(8.0)	8(8.9)		4.10
		Sectional time (s)	12.42	14.24	14.90	14.95	14.88	14.05	14.63	15.16	14.84	14.25		
		Cumulative time (s)	144.32	131.90	117.66	102.76	87.81	72.93	58.88	44.25	29.09	14.25	2:24.32	
		Speed (m/s)	14.49	14.04	13.42	13.38	13.44	14.23	13.67	13.19	13.48	14.04	13.72	
		Stride length (m)	6.75	6.59	6.39	6.46	6.39	6.53	6.50	6.24	6.28	6.42	6.45	
		Stride duration (s)	0.447	0.469	0.476	0.483	0.475	0.459	0.476	0.473	0.466	0.458	0.470	
		Stride efficiency (%)	71.14	67.87	63.91	65.29	63.78	66.68	66.12	60.89	61.60	64.42	65.02	
		Stride count	26.68	30.35	31.27	30.94	31.31	30.62	30.75	32.04	31.85	31.15	306.96	



Note: Horizontal distance axis grid lines are 200m furlongs.

#### Disclaimer.

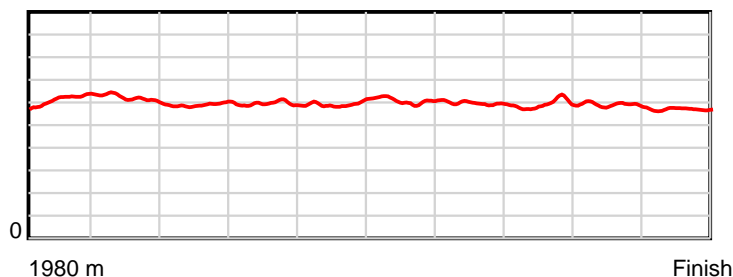
HRNZ and NZMTC and Thoroughbred Ratings Pty Ltd accepts no responsibility for the completeness or accuracy of any of the information contained herein, and makes no representations about its suitability for any particular purpose. Users should make their own judgements about those matters and/or seek independent advice. You assume all risks associated with use of the data provided on this page.

# Race Results

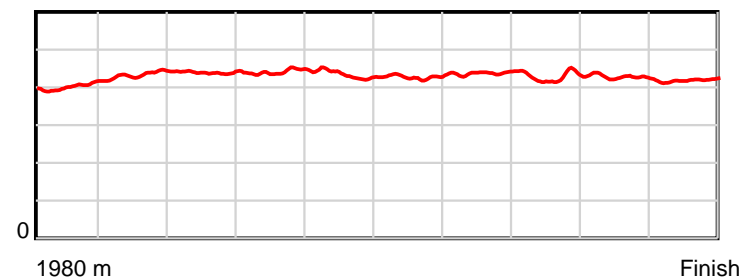
November 12, 2019, Race 9, AVON CITY FORD MOBILE PACE, Distance 1980m, Addington - Survey 1980m

Result	TAB no.	Horse (Barrier)	1980 to	1800m to	1600m to	1400m to	1200m to	1000m to	800m to	600m to	400m to	200m to	Total or	Margin
6th	1	<b>Longview Lady (1)</b>	<b>1800m</b>	<b>1600m</b>	<b>1400m</b>	<b>1200m</b>	<b>1000m</b>	<b>800m</b>	<b>600m</b>	<b>400m</b>	<b>200m</b>	<b>WP</b>	<b>Average</b>	
		Position in running (margin)	-	5(3.2)	4(3.9)	5(4.4)	6(5.7)	7(7.5)	7(6.3)	8(6.1)	7(4.1)	5(5.7)		4.10
		Sectional time (s)	11.97	14.22	15.12	14.87	14.76	14.12	14.77	14.84	14.95	14.71		
		Cumulative time (s)	144.33	132.36	118.14	103.02	88.15	73.39	59.27	44.50	29.66	14.71	2:24.33	
		Speed (m/s)	15.04	14.06	13.23	13.45	13.55	14.16	13.54	13.48	13.38	13.60	13.72	
		Stride length (m)	6.13	6.09	5.81	5.93	5.88	6.06	5.92	5.78	5.72	5.69	5.89	
		Stride duration (s)	0.402	0.433	0.439	0.441	0.434	0.428	0.437	0.429	0.427	0.419	0.430	
		Stride efficiency (%)	58.63	58.02	52.79	54.95	53.99	57.33	54.84	52.13	51.04	50.65	54.29	
		Stride count	29.39	32.82	34.41	33.73	34.03	33.02	33.76	34.63	34.99	35.13	335.91	

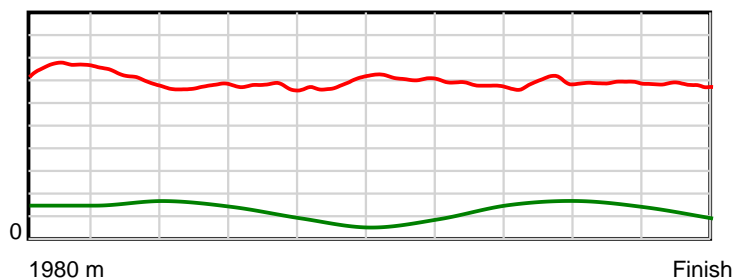
10 m Stride length



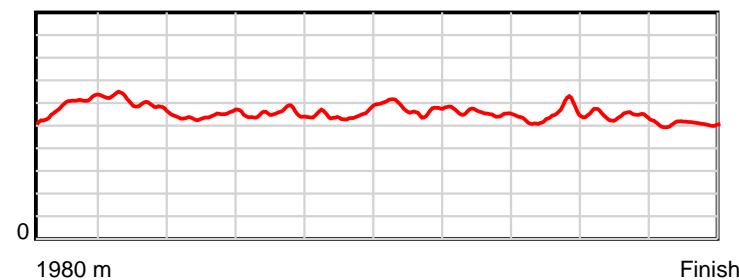
0.6 s Stride duration



20 m/sec Speed



100 % Stride efficiency



Note: Horizontal distance axis grid lines are 200m furlongs.

## Disclaimer.

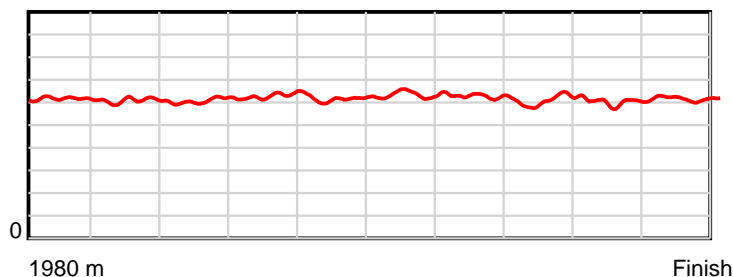
HRNZ and NZMTC and Thoroughbred Ratings Pty Ltd accepts no responsibility for the completeness or accuracy of any of the information contained herein, and makes no representations about its suitability for any particular purpose. Users should make their own judgements about those matters and/or seek independent advice. You assume all risks associated with use of the data provided on this page.

# Race Results

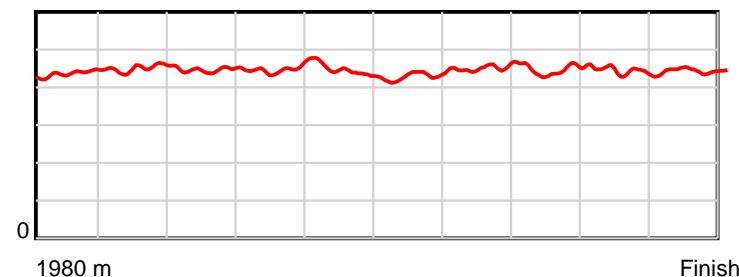
November 12, 2019, Race 9, AVON CITY FORD MOBILE PACE, Distance 1980m, Addington - Survey 1980m

Result	TAB no.	Horse (Barrier)	1980 to	1800m to	1600m to	1400m to	1200m to	1000m to	800m to	600m to	400m to	200m to	Total or	Margin
7th	8	<b>Burnham Boy (8)</b>	<b>1800m</b>	<b>1600m</b>	<b>1400m</b>	<b>1200m</b>	<b>1000m</b>	<b>800m</b>	<b>600m</b>	<b>400m</b>	<b>200m</b>	<b>WP</b>	<b>Average</b>	
		Position in running (margin)	-	10(8.6)	13(17.0)	13(16.8)	12(13.9)	12(14.3)	12(11.2)	14(9.3)	14(10.0)	11(10.8)		6.30
		Sectional time (s)	12.82	15.48	15.02	14.19	14.52	13.80	14.49	15.29	14.81	14.30		
		Cumulative time (s)	144.72	131.90	116.42	101.40	87.21	72.69	58.89	44.40	29.11	14.30	2:24.72	
		Speed (m/s)	14.04	12.92	13.32	14.09	13.77	14.49	13.80	13.08	13.50	13.99	13.68	
		Stride length (m)	6.20	5.83	5.94	6.34	6.09	6.26	6.24	5.84	5.97	6.23	6.09	
		Stride duration (s)	0.437	0.451	0.446	0.450	0.442	0.432	0.452	0.446	0.442	0.445	0.445	
		Stride efficiency (%)	60.06	53.10	55.12	62.86	57.99	61.31	60.82	53.24	55.75	60.56	57.92	
		Stride count	29.03	34.31	33.67	31.53	32.83	31.93	32.06	34.26	33.48	32.13	325.23	

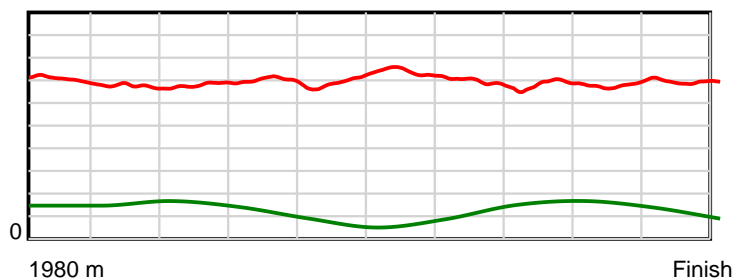
10 m Stride length



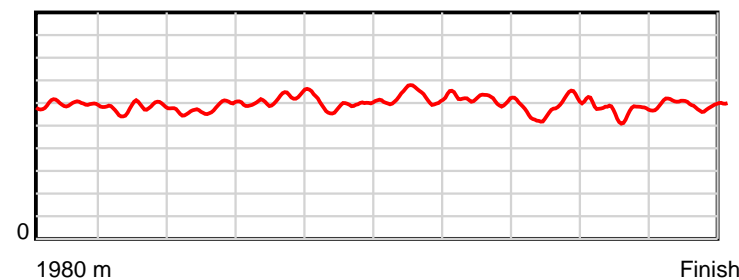
0.6 s Stride duration



20 m/sec Speed



100 % Stride efficiency



Note: Horizontal distance axis grid lines are 200m furlongs.

## Disclaimer.

HRNZ and NZMTC and Thoroughbred Ratings Pty Ltd accepts no responsibility for the completeness or accuracy of any of the information contained herein, and makes no representations about its suitability for any particular purpose. Users should make their own judgements about those matters and/or seek independent advice. You assume all risks associated with use of the data provided on this page.

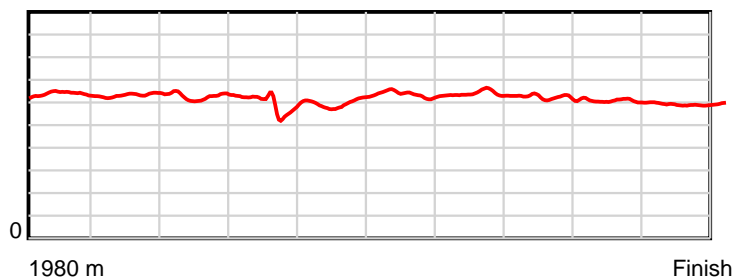


# Race Results

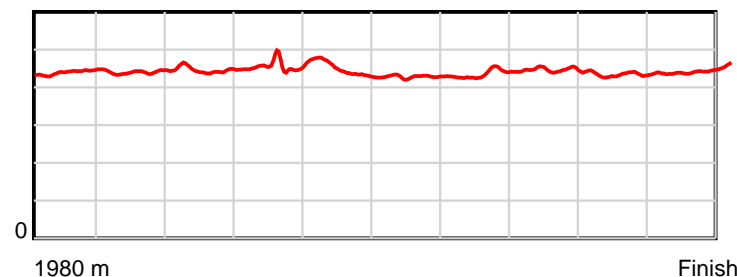
November 12, 2019, Race 9, AVON CITY FORD MOBILE PACE, Distance 1980m, Addington - Survey 1980m

Result	TAB no.	Horse (Barrier)	1980 to	1800m to	1600m to	1400m to	1200m to	1000m to	800m to	600m to	400m to	200m to	Total or	Margin
8th	15	<b>Storm (13)</b>	<b>1800m</b>	<b>1600m</b>	<b>1400m</b>	<b>1200m</b>	<b>1000m</b>	<b>800m</b>	<b>600m</b>	<b>400m</b>	<b>200m</b>	<b>WP</b>	<b>Average</b>	
		Position in running (margin)	-	12(8.9)	11(12.4)	10(11.2)	14(15.7)	14(20.1)	14(15.8)	13(9.1)	13(8.4)	12(11.4)		10.30
		Sectional time (s)	12.69	14.68	14.84	15.42	15.19	13.60	13.68	15.05	15.19	15.09		
		Cumulative time (s)	145.43	132.74	118.06	103.22	87.80	72.61	59.01	45.33	30.28	15.09	2:25.43	
		Speed (m/s)	14.19	13.62	13.48	12.97	13.17	14.71	14.62	13.29	13.17	13.25	13.61	
		Stride length (m)	6.36	6.00	6.01	5.93	5.86	6.30	6.38	5.93	5.70	5.91	6.03	
		Stride duration (s)	0.440	0.440	0.446	0.457	0.445	0.429	0.436	0.446	0.433	0.446	0.443	
		Stride efficiency (%)	63.11	56.30	56.45	54.87	53.74	62.11	63.56	54.94	50.83	54.61	56.78	
		Stride count	28.32	33.32	33.27	33.75	34.10	31.72	31.36	33.73	35.07	33.83	328.47	

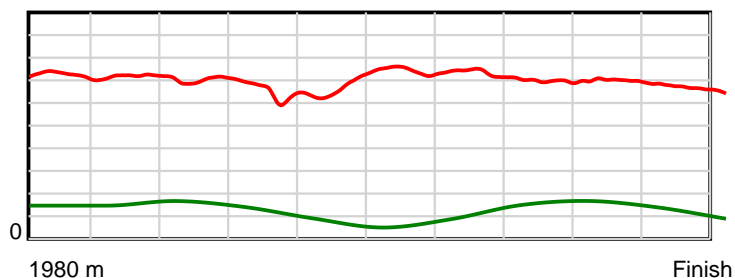
10 m Stride length



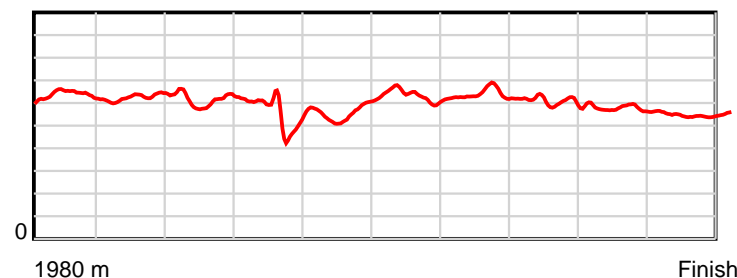
0.6 s Stride duration



20 m/sec Speed



100 % Stride efficiency



Note: Horizontal distance axis grid lines are 200m furlongs.

## Disclaimer.

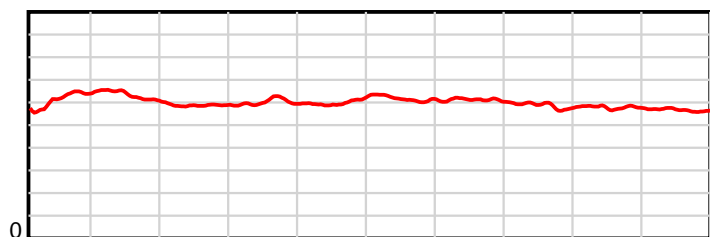
HRNZ and NZMTC and Thoroughbred Ratings Pty Ltd accepts no responsibility for the completeness or accuracy of any of the information contained herein, and makes no representations about its suitability for any particular purpose. Users should make their own judgements about those matters and/or seek independent advice. You assume all risks associated with use of the data provided on this page.

# Race Results

November 12, 2019, Race 9, AVON CITY FORD MOBILE PACE, Distance 1980m, Addington - Survey 1980m

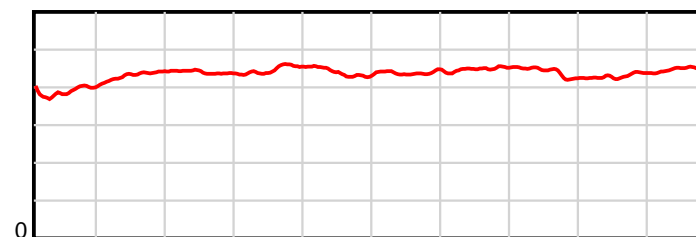
Result	TAB no.	Horse (Barrier)	1980 to	1800m to	1600m to	1400m to	1200m to	1000m to	800m to	600m to	400m to	200m to	Total or	Margin
9th	6	<b>Mach Da Vinci (6)</b>	<b>1800m</b>	<b>1600m</b>	<b>1400m</b>	<b>1200m</b>	<b>1000m</b>	<b>800m</b>	<b>600m</b>	<b>400m</b>	<b>200m</b>	<b>WP</b>	<b>Average</b>	
		Position in running (margin)	-	1(0.0)	1(0.0)	2(0.9)	2(2.5)	3(3.1)	3(1.9)	3(1.7)	4(2.2)	4(5.4)		10.30
		Sectional time (s)	11.34	14.09	15.20	14.93	14.55	14.11	14.78	15.25	15.22	15.97		
		Cumulative time (s)	145.44	134.10	120.01	104.81	89.88	75.33	61.22	46.44	31.19	15.97	2:25.44	
		Speed (m/s)	15.88	14.19	13.16	13.40	13.75	14.17	13.53	13.11	13.14	12.52	13.61	
		Stride length (m)	6.15	6.15	5.79	6.00	6.04	6.22	6.07	5.77	5.66	5.66	5.94	
		Stride duration (s)	0.388	0.433	0.440	0.448	0.439	0.439	0.449	0.440	0.431	0.452	0.436	
		Stride efficiency (%)	59.02	59.07	52.36	56.22	56.96	60.36	57.61	51.95	50.02	50.14	55.14	
		Stride count	29.29	32.53	34.55	33.34	33.13	32.18	32.94	34.69	35.35	35.31	333.31	

10 m Stride length



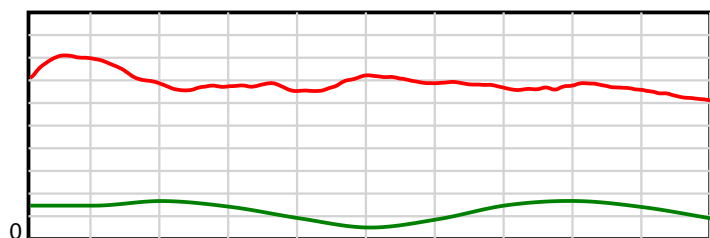
1980 m Finish

0.6 s Stride duration



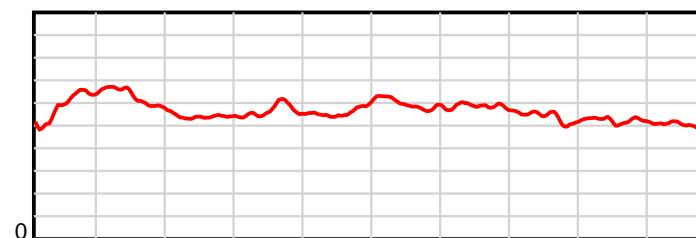
1980 m Finish

20 m/sec Speed



1980 m Finish

100 % Stride efficiency



1980 m Finish

Note: Horizontal distance axis grid lines are 200m furlongs.

## Disclaimer.

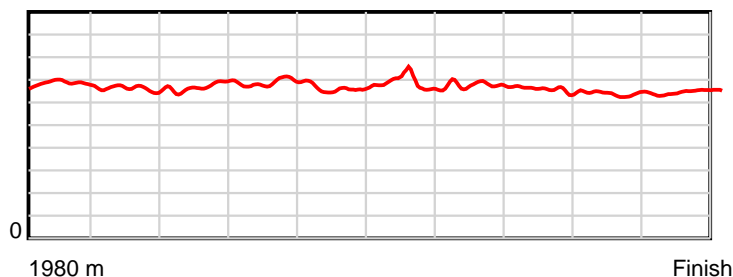
HRNZ and NZMTC and Thoroughbred Ratings Pty Ltd accepts no responsibility for the completeness or accuracy of any of the information contained herein, and makes no representations about its suitability for any particular purpose. Users should make their own judgements about those matters and/or seek independent advice. You assume all risks associated with use of the data provided on this page.

# Race Results

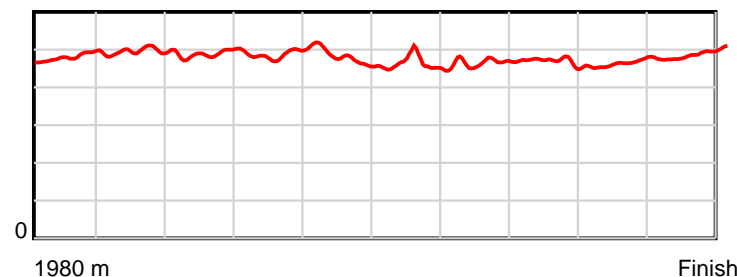
November 12, 2019, Race 9, AVON CITY FORD MOBILE PACE, Distance 1980m, Addington - Survey 1980m

Result	TAB no.	Horse (Barrier)	1980 to	1800m to	1600m to	1400m to	1200m to	1000m to	800m to	600m to	400m to	200m to	Total or	Margin
10th	16	<b>Copperfield (14)</b>	<b>1800m</b>	<b>1600m</b>	<b>1400m</b>	<b>1200m</b>	<b>1000m</b>	<b>800m</b>	<b>600m</b>	<b>400m</b>	<b>200m</b>	<b>WP</b>	<b>Average</b>	
		Position in running (margin)	-	14(10.8)	14(18.7)	14(18.2)	13(15.6)	13(17.2)	13(13.6)	10(7.5)	9(5.6)	9(10.1)		10.40
		Sectional time (s)	13.19	15.40	14.95	14.23	14.73	13.71	13.79	14.84	15.44	15.17		
		Cumulative time (s)	145.45	132.26	116.86	101.91	87.68	72.95	59.24	45.45	30.61	15.17	2:25.45	
		Speed (m/s)	13.65	12.99	13.38	14.05	13.58	14.59	14.50	13.48	12.95	13.18	13.61	
		Stride length (m)	6.79	6.43	6.55	6.86	6.50	6.69	6.78	6.30	6.04	6.47	6.53	
		Stride duration (s)	0.483	0.495	0.490	0.488	0.479	0.459	0.468	0.467	0.466	0.491	0.480	
		Stride efficiency (%)	72.00	64.55	67.04	73.48	66.03	69.94	71.90	61.98	56.96	65.38	66.59	
		Stride count	26.52	31.12	30.53	29.17	30.77	29.90	29.49	31.76	33.13	30.92	303.31	

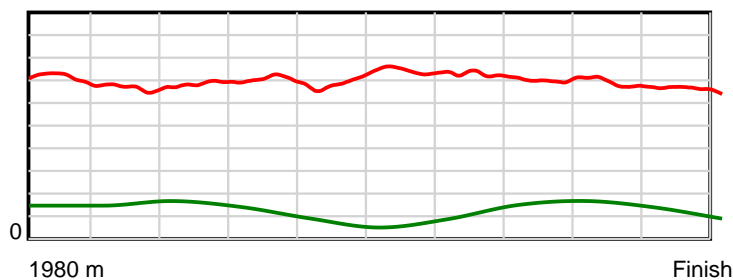
10 m Stride length



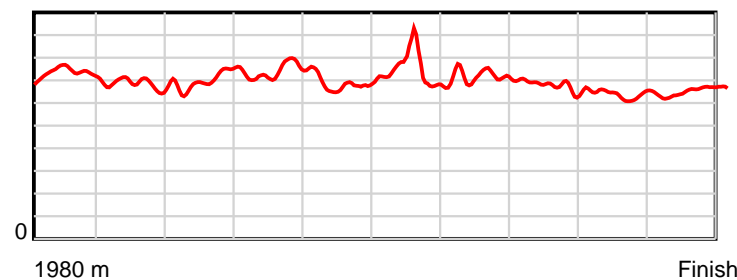
0.6 s Stride duration



20 m/sec Speed



100 % Stride efficiency



Note: Horizontal distance axis grid lines are 200m furlongs.

## Disclaimer.

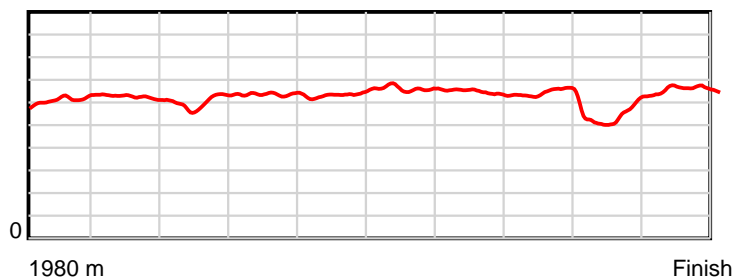
HRNZ and NZMTC and Thoroughbred Ratings Pty Ltd accepts no responsibility for the completeness or accuracy of any of the information contained herein, and makes no representations about its suitability for any particular purpose. Users should make their own judgements about those matters and/or seek independent advice. You assume all risks associated with use of the data provided on this page.

# Race Results

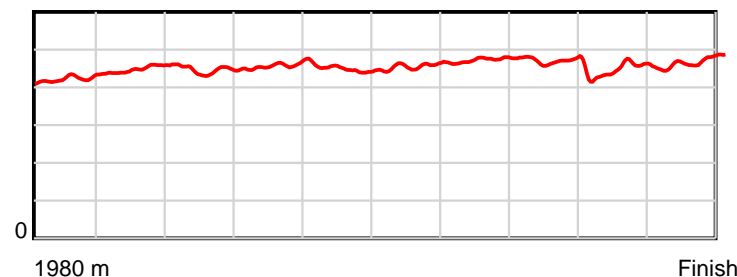
November 12, 2019, Race 9, AVON CITY FORD MOBILE PACE, Distance 1980m, Addington - Survey 1980m

Result	TAB no.	Horse (Barrier)	1980 to	1800m to	1600m to	1400m to	1200m to	1000m to	800m to	600m to	400m to	200m to	Total or	Margin
11th	2	<b>Belmont Major (2)</b>	<b>1800m</b>	<b>1600m</b>	<b>1400m</b>	<b>1200m</b>	<b>1000m</b>	<b>800m</b>	<b>600m</b>	<b>400m</b>	<b>200m</b>	<b>WP</b>	<b>Average</b>	
		Position in running (margin)	-	9(6.9)	9(10.6)	11(11.4)	9(9.8)	8(9.0)	8(7.4)	9(6.1)	10(6.2)	14(16.1)		10.90
		Sectional time (s)	12.62	14.69	15.17	14.40	14.32	14.06	14.59	15.19	16.33	14.17		
		Cumulative time (s)	145.54	132.92	118.23	103.06	88.66	74.34	60.28	45.69	30.50	14.17	2:25.54	
		Speed (m/s)	14.26	13.61	13.18	13.89	13.97	14.22	13.71	13.17	12.25	14.11	13.60	
		Stride length (m)	6.14	6.10	5.89	6.38	6.26	6.50	6.49	6.13	5.50	6.63	6.18	
		Stride duration (s)	0.423	0.448	0.447	0.459	0.448	0.457	0.474	0.465	0.449	0.470	0.455	
		Stride efficiency (%)	58.93	58.13	54.23	63.51	61.23	66.00	65.87	58.63	47.19	68.61	59.76	
		Stride count	29.31	32.79	33.95	31.37	31.95	30.77	30.80	32.65	36.40	30.18	320.17	

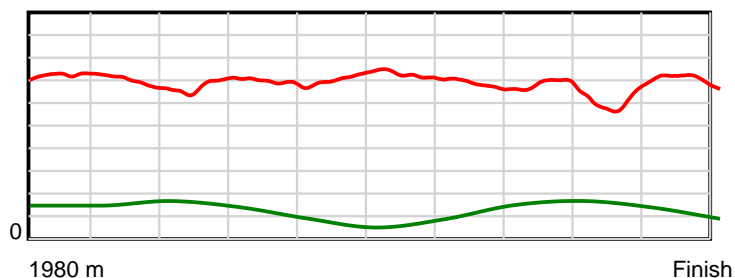
10 m Stride length



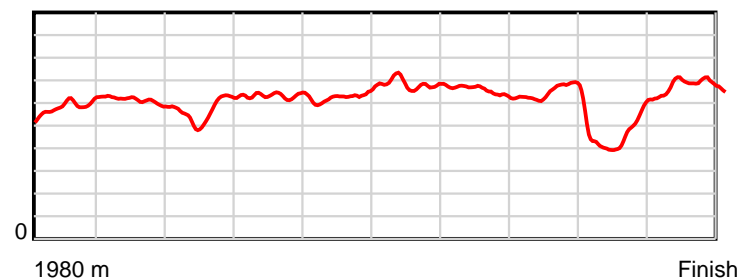
0.6 s Stride duration



20 m/sec Speed



100 % Stride efficiency



Note: Horizontal distance axis grid lines are 200m furlongs.

## Disclaimer.

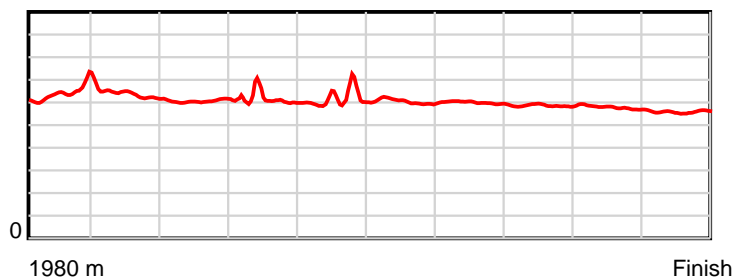
HRNZ and NZMTC and Thoroughbred Ratings Pty Ltd accepts no responsibility for the completeness or accuracy of any of the information contained herein, and makes no representations about its suitability for any particular purpose. Users should make their own judgements about those matters and/or seek independent advice. You assume all risks associated with use of the data provided on this page.

# Race Results

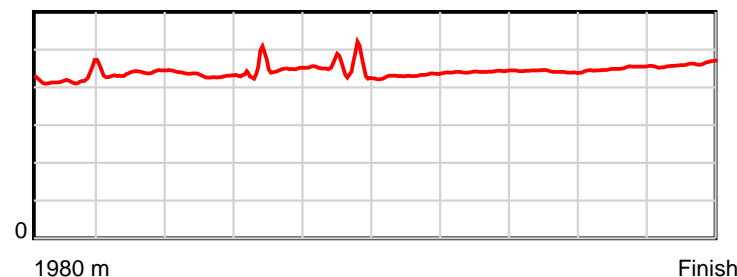
November 12, 2019, Race 9, AVON CITY FORD MOBILE PACE, Distance 1980m, Addington - Survey 1980m

Result	TAB no.	Horse (Barrier)	1980 to	1800m to	1600m to	1400m to	1200m to	1000m to	800m to	600m to	400m to	200m to	Total or	Margin
12th	5	Tiebreaker (5)	1800m	1600m	1400m	1200m	1000m	800m	600m	400m	200m	WP	Average	
		Position in running (margin)	-	3(3.0)	3(2.8)	1(0.0)	1(0.0)	1(0.0)	2(0.5)	2(0.3)	2(0.7)	7(6.4)		14.20
		Sectional time (s)	11.97	14.06	14.57	14.66	14.45	14.39	14.77	15.24	15.65	16.38		
		Cumulative time (s)	146.14	134.17	120.11	105.54	90.88	76.43	62.04	47.27	32.03	16.38	2:26.14	
		Speed (m/s)	15.04	14.22	13.73	13.64	13.84	13.90	13.54	13.12	12.78	12.21	13.55	
		Stride length (m)	6.44	6.22	5.94	5.95	6.14	6.00	5.98	5.80	5.76	5.63	5.97	
		Stride duration (s)	0.421	0.437	0.433	0.436	0.444	0.432	0.442	0.442	0.451	0.461	0.441	
		Stride efficiency (%)	64.85	60.42	55.12	55.32	59.00	56.29	55.93	52.62	51.89	49.52	55.77	
		Stride count	27.94	32.17	33.68	33.62	32.55	33.32	33.43	34.47	34.71	35.53	331.42	

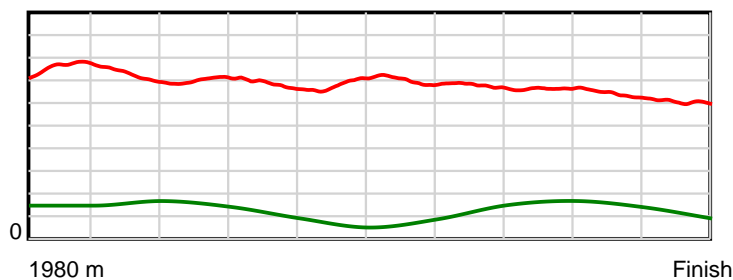
10 m Stride length



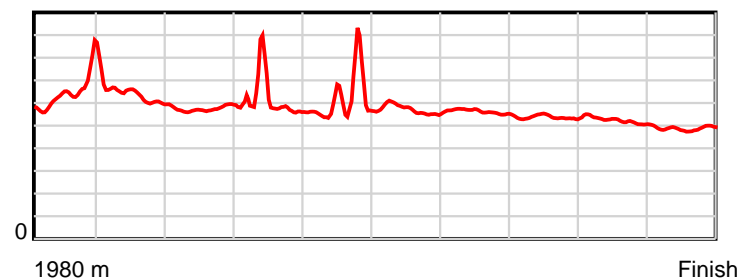
0.6 s Stride duration



20 m/sec Speed



100 % Stride efficiency



Note: Horizontal distance axis grid lines are 200m furlongs.

## Disclaimer.

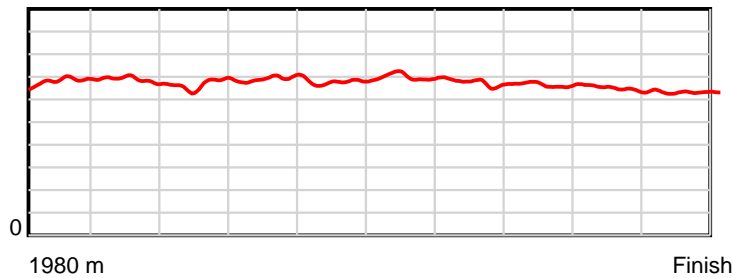
HRNZ and NZMTC and Thoroughbred Ratings Pty Ltd accepts no responsibility for the completeness or accuracy of any of the information contained herein, and makes no representations about its suitability for any particular purpose. Users should make their own judgements about those matters and/or seek independent advice. You assume all risks associated with use of the data provided on this page.

# Race Results

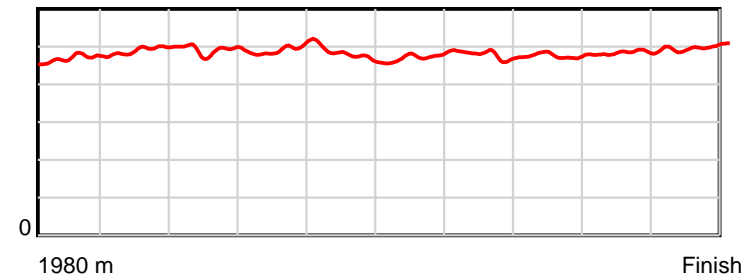
November 12, 2019, Race 9, AVON CITY FORD MOBILE PACE, Distance 1980m, Addington - Survey 1980m

Result	TAB no.	Horse (Barrier)	1980 to	1800m to	1600m to	1400m to	1200m to	1000m to	800m to	600m to	400m to	200m to	Total or	Margin
13th	11	<b>Rocknroll Rod (11)</b>	<b>1800m</b>	<b>1600m</b>	<b>1400m</b>	<b>1200m</b>	<b>1000m</b>	<b>800m</b>	<b>600m</b>	<b>400m</b>	<b>200m</b>	<b>WP</b>	<b>Average</b>	
		Position in running (margin)	-	11(8.9)	10(12.3)	12(13.5)	11(11.5)	10(11.6)	9(8.9)	7(5.5)	8(4.3)	10(10.2)		14.70
		Sectional time (s)	12.92	14.66	15.24	14.34	14.46	13.88	14.23	14.98	15.66	15.86		
		Cumulative time (s)	146.23	133.31	118.65	103.41	89.07	74.61	60.73	46.50	31.52	15.86	2:26.23	
		Speed (m/s)	13.93	13.64	13.12	13.95	13.83	14.41	14.05	13.35	12.77	12.61	13.54	
		Stride length (m)	6.82	6.69	6.45	6.89	6.60	6.84	6.70	6.36	6.21	6.29	6.57	
		Stride duration (s)	0.470	0.490	0.492	0.494	0.477	0.474	0.477	0.476	0.486	0.499	0.486	
		Stride efficiency (%)	72.67	69.93	65.09	74.26	68.03	73.05	70.25	63.13	60.23	61.81	67.54	
		Stride count	26.40	29.90	30.99	29.01	30.31	29.25	29.83	31.47	32.22	31.80	301.18	

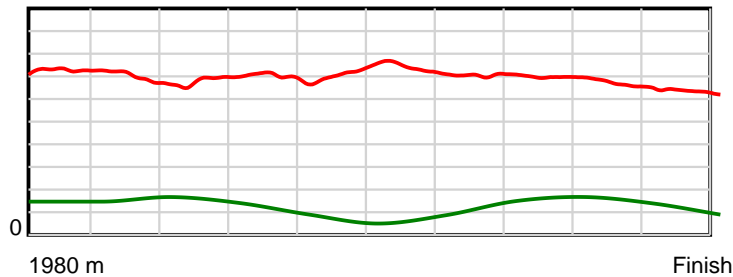
10 m Stride length



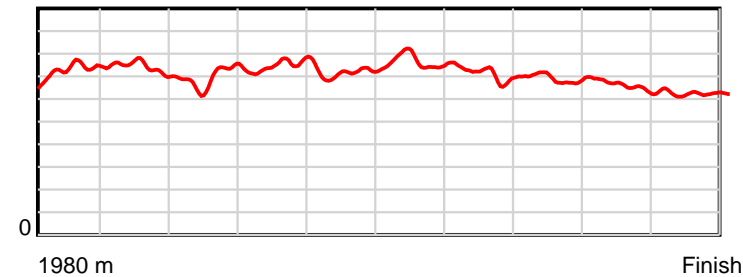
0.6 s Stride duration



20 m/sec Speed



100 % Stride efficiency



Note: Horizontal distance axis grid lines are 200m furlongs.

## Disclaimer.

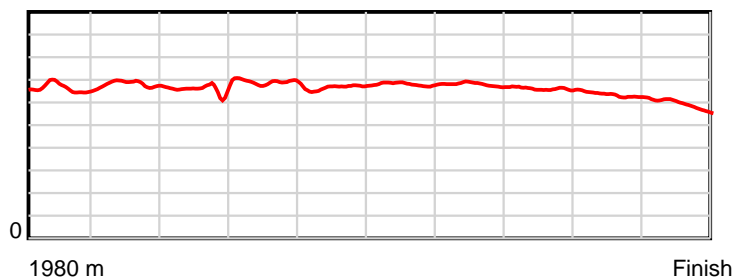
HRNZ and NZMTC and Thoroughbred Ratings Pty Ltd accepts no responsibility for the completeness or accuracy of any of the information contained herein, and makes no representations about its suitability for any particular purpose. Users should make their own judgements about those matters and/or seek independent advice. You assume all risks associated with use of the data provided on this page.

# Race Results

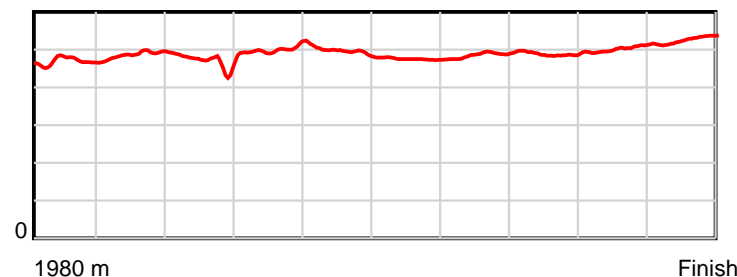
November 12, 2019, Race 9, AVON CITY FORD MOBILE PACE, Distance 1980m, Addington - Survey 1980m

Result	TAB no.	Horse (Barrier)	1980 to	1800m to	1600m to	1400m to	1200m to	1000m to	800m to	600m to	400m to	200m to	Total or	Margin
14th	13	<b>Terror The Chr... (12)</b>	<b>1800m</b>	<b>1600m</b>	<b>1400m</b>	<b>1200m</b>	<b>1000m</b>	<b>800m</b>	<b>600m</b>	<b>400m</b>	<b>200m</b>	<b>WP</b>	<b>Average</b>	
		Position in running (margin)	-	13(10.6)	12(14.6)	9(10.4)	10(10.3)	11(12.7)	11(11.1)	12(8.3)	11(7.6)	13(15.9)		32.20
		Sectional time (s)	13.21	14.75	14.35	14.65	14.85	14.05	14.34	15.06	16.06	18.05		
		Cumulative time (s)	149.37	136.16	121.41	107.06	92.41	77.56	63.51	49.17	34.11	18.05	2:29.37	
		Speed (m/s)	13.63	13.56	13.94	13.65	13.47	14.23	13.95	13.28	12.45	11.08	13.26	
		Stride length (m)	6.65	6.60	6.56	6.85	6.67	6.76	6.79	6.48	6.27	5.84	6.53	
		Stride duration (s)	0.469	0.487	0.471	0.501	0.495	0.475	0.487	0.488	0.503	0.527	0.493	
		Stride efficiency (%)	69.16	68.12	67.21	73.28	69.42	71.47	71.98	65.63	61.34	53.35	66.68	
		Stride count	27.06	30.29	30.50	29.21	30.01	29.57	29.47	30.86	31.92	34.23	303.12	

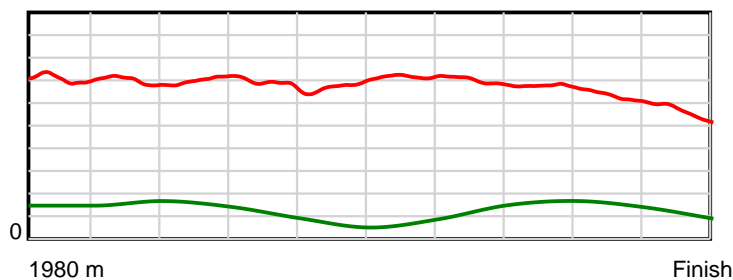
10 m Stride length



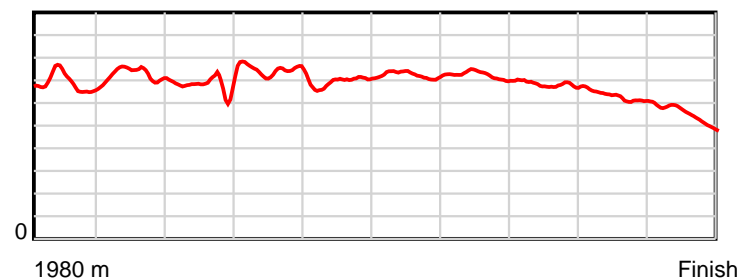
0.6 s Stride duration



20 m/sec Speed



100 % Stride efficiency



Note: Horizontal distance axis grid lines are 200m furlongs.

## Disclaimer.

HRNZ and NZMTC and Thoroughbred Ratings Pty Ltd accepts no responsibility for the completeness or accuracy of any of the information contained herein, and makes no representations about its suitability for any particular purpose. Users should make their own judgements about those matters and/or seek independent advice. You assume all risks associated with use of the data provided on this page.