



Race Results

NZ Metropolitan Trotting Club Inc, HRNZ, November 29, 2019

Compilation date: November 29, 2019, 6:41:38 PM (NZDT)

Copyright © 2019 HRNZ and NZMTC. All rights reserved.

Trademarks.

StrideMASTER is a registered trademark of Thoroughbred Ratings Pty Ltd.

Disclaimer.

HRNZ and NZMTC and Thoroughbred Ratings Pty Ltd accepts no responsibility for the completeness or accuracy of any of the information contained herein, and makes no representations about its suitability for any particular purpose. Users should make their own judgements about those matters and/or seek independent advice. You assume all risks associated with use of the data provided on this page.



Race Results



November 29, 2019, Race 1, GRAPHITE DEVELOPMENTS LTD AMATEUR DRIVERS MOBILE PACE, Distance 2600m, Addington - Survey 3200m

Result	TAB no.	Horse (Barrier)	2600 to	2400m to
1st	5	Held To Ransom (5)	2400m	2200m
		Position in running (margin)	-	9(8.5)
		Sectional time (s)	14.46	15.15
		Cumulative time (s)	197.28	182.82
		Speed (m/s)	13.83	13.20
		Stride length (m)	6.28	6.04
		Stride duration (s)	0.449	0.458
		Stride efficiency (%)	61.56	57.05
		Stride count	31.86	33.10

Disclaimer.

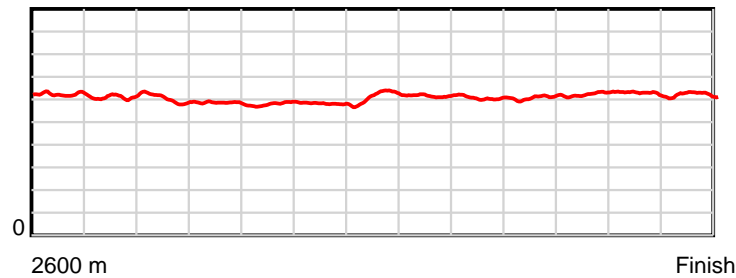
HRNZ and NZMTC and Thoroughbred Ratings Pty Ltd accepts no responsibility for the completeness or accuracy of any of the information contained herein, and makes no representations about its suitability for any particular purpose. Users should make their own judgements about those matters and/or seek independent advice. You assume all risks associated with use of the data provided on this page.

Race Results

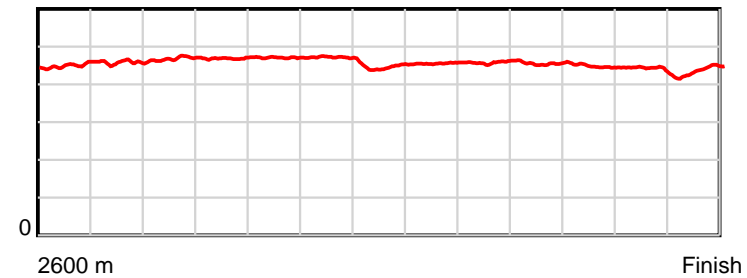
November 29, 2019, Race 1, GRAPHITE DEVELOPMENTS LTD AMATEUR DRIVERS MOBILE PACE, Distance 2600m, Addington - Survey 3200m

Result	TAB no.	Horse (Barrier)	2200m to	2000m to	1800m to	1600m to	1400m to	1200m to	1000m to	800m to	600m to	400m to	200m to	Total or	Margin
1st	5	Held To Ransom (5)	2000m	1800m	1600m	1400m	1200m	1000m	800m	600m	400m	200m	WP	Average	
		Position in running (margin)	10(15.7)	10(13.4)	8(10.2)	7(7.4)	8(7.7)	2(1.4)	3(2.2)	3(2.5)	3(2.4)	1(0.0)	1(0.0)		0.00
		Sectional time (s)	15.59	16.07	16.66	16.72	14.54	14.81	15.16	14.98	14.72	14.33	14.09		
		Cumulative time (s)	167.67	152.08	136.01	119.35	102.63	88.09	73.28	58.12	43.14	28.42	14.09	3:17.28	
		Speed (m/s)	12.83	12.45	12.00	11.96	13.76	13.50	13.19	13.35	13.59	13.96	14.19	13.18	
		Stride length (m)	6.00	5.83	5.65	5.63	6.13	6.15	6.04	6.08	6.09	6.13	6.22	6.02	
		Stride duration (s)	0.468	0.469	0.471	0.471	0.446	0.456	0.458	0.455	0.448	0.439	0.439	0.456	
		Stride efficiency (%)	56.28	53.16	49.94	49.58	58.79	59.19	57.07	57.77	57.91	58.72	60.55	56.56	
		Stride count	33.32	34.29	35.38	35.51	32.61	32.50	33.09	32.89	32.85	32.63	32.13	432.16	

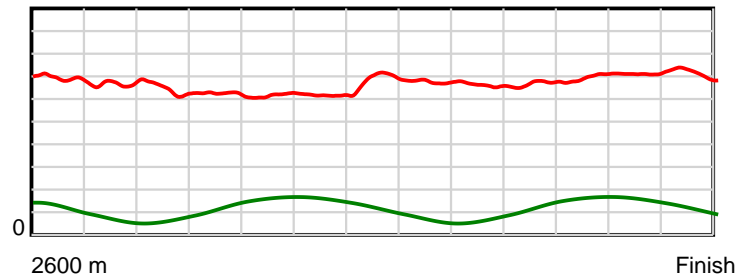
10 m Stride length



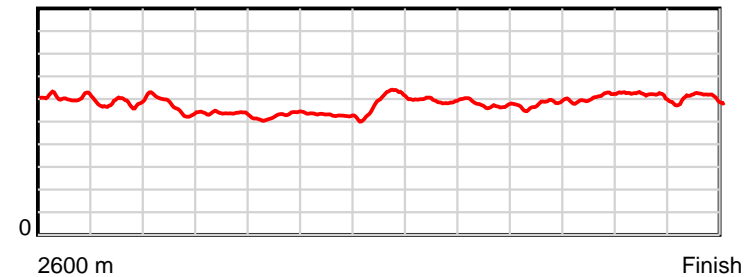
0.6 s Stride duration



20 m/sec Speed



100 % Stride efficiency



Note: Horizontal distance axis grid lines are 200m furlongs.

Disclaimer.

HRNZ and NZMTC and Thoroughbred Ratings Pty Ltd accepts no responsibility for the completeness or accuracy of any of the information contained herein, and makes no representations about its suitability for any particular purpose. Users should make their own judgements about those matters and/or seek independent advice. You assume all risks associated with use of the data provided on this page.



Race Results



November 29, 2019, Race 1, GRAPHITE DEVELOPMENTS LTD AMATEUR DRIVERS MOBILE PACE, Distance 2600m, Addington - Survey 3200m

Result	TAB no.	Horse (Barrier)	2600 to	2400m to
2nd	7	Bush Man (7)	2400m	2200m
		Position in running (margin)	-	2(0.2)
		Sectional time (s)	13.10	14.32
		Cumulative time (s)	197.57	184.47
		Speed (m/s)	15.27	13.97
		Stride length (m)	6.33	6.24
		Stride duration (s)	0.414	0.447
		Stride efficiency (%)	62.69	60.78
		Stride count	31.58	32.07

Disclaimer.

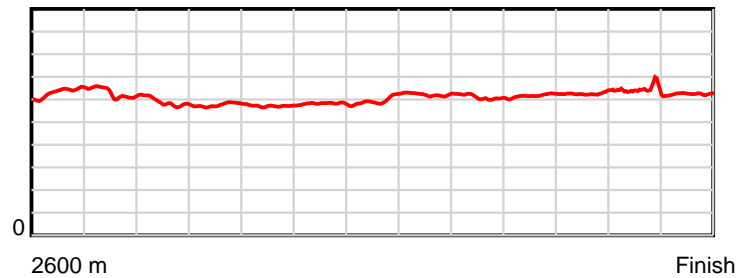
HRNZ and NZMTC and Thoroughbred Ratings Pty Ltd accepts no responsibility for the completeness or accuracy of any of the information contained herein, and makes no representations about its suitability for any particular purpose. Users should make their own judgements about those matters and/or seek independent advice. You assume all risks associated with use of the data provided on this page.

Race Results

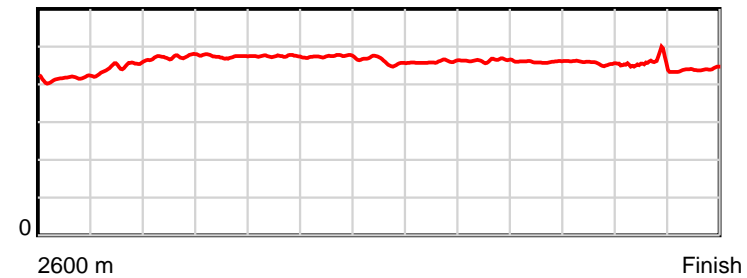
November 29, 2019, Race 1, GRAPHITE DEVELOPMENTS LTD AMATEUR DRIVERS MOBILE PACE, Distance 2600m, Addington - Survey 3200m

Result	TAB no.	Horse (Barrier)	2200m to	2000m to	1800m to	1600m to	1400m to	1200m to	1000m to	800m to	600m to	400m to	200m to	Total or	Margin
2nd	7	Bush Man (7)	2000m	1800m	1600m	1400m	1200m	1000m	800m	600m	400m	200m	WP	Average	
		Position in running (margin)	2(2.4)	2(2.5)	2(2.4)	2(1.4)	2(1.2)	3(1.5)	2(1.9)	2(2.0)	2(2.4)	3(0.9)	3(1.4)		1.60
		Sectional time (s)	15.99	16.58	16.96	16.64	15.64	14.73	15.13	15.05	14.87	14.41	14.15		
		Cumulative time (s)	170.15	154.16	137.58	120.62	103.98	88.34	73.61	58.48	43.43	28.56	14.15	3:17.57	
		Speed (m/s)	12.51	12.06	11.79	12.02	12.79	13.58	13.22	13.29	13.45	13.88	14.13	13.16	
		Stride length (m)	5.91	5.71	5.60	5.70	5.91	6.24	6.13	6.11	6.15	6.22	6.22	6.03	
		Stride duration (s)	0.473	0.474	0.475	0.474	0.462	0.460	0.463	0.460	0.457	0.448	0.440	0.458	
		Stride efficiency (%)	54.60	51.02	48.94	50.80	54.53	60.89	58.67	58.31	59.10	60.37	60.50	56.75	
		Stride count	33.84	35.00	35.74	35.08	33.86	32.04	32.64	32.74	32.52	32.18	32.14	431.43	

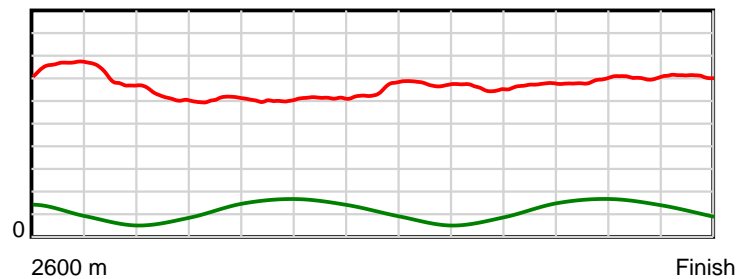
10 m Stride length



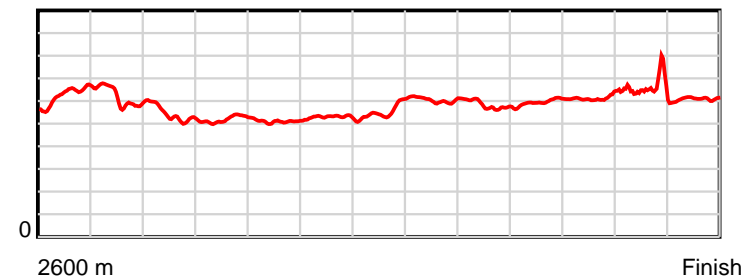
0.6 s Stride duration



20 m/sec Speed



100 % Stride efficiency



Note: Horizontal distance axis grid lines are 200m furlongs.

Disclaimer.

HRNZ and NZMTC and Thoroughbred Ratings Pty Ltd accepts no responsibility for the completeness or accuracy of any of the information contained herein, and makes no representations about its suitability for any particular purpose. Users should make their own judgements about those matters and/or seek independent advice. You assume all risks associated with use of the data provided on this page.



Race Results



November 29, 2019, Race 1, GRAPHITE DEVELOPMENTS LTD AMATEUR DRIVERS MOBILE PACE, Distance 2600m, Addington - Survey 3200m

Result	TAB no.	Horse (Barrier)	2600 to	2400m to
3rd	9	The Governor (9)	2400m	2200m
		Position in running (margin)	-	1(0.0)
		Sectional time (s)	12.88	13.94
		Cumulative time (s)	197.62	184.74
		Speed (m/s)	15.53	14.35
		Stride length (m)	6.64	6.79
		Stride duration (s)	0.431	0.473
		Stride efficiency (%)	68.87	72.11
		Stride count	30.13	29.44

Disclaimer.

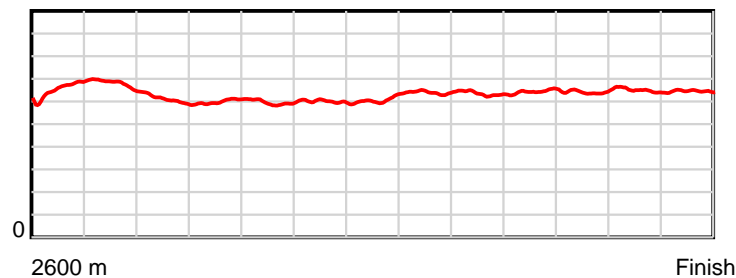
HRNZ and NZMTC and Thoroughbred Ratings Pty Ltd accepts no responsibility for the completeness or accuracy of any of the information contained herein, and makes no representations about its suitability for any particular purpose. Users should make their own judgements about those matters and/or seek independent advice. You assume all risks associated with use of the data provided on this page.

Race Results

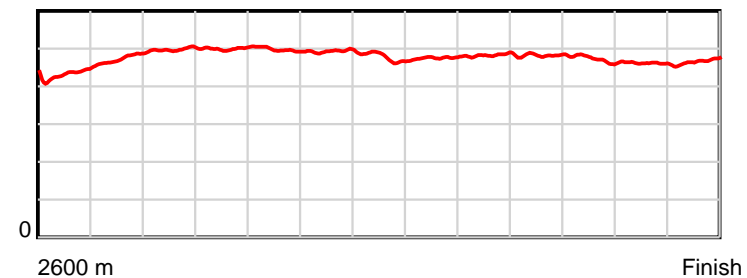
November 29, 2019, Race 1, GRAPHITE DEVELOPMENTS LTD AMATEUR DRIVERS MOBILE PACE, Distance 2600m, Addington - Survey 3200m

Result	TAB no.	Horse (Barrier)	2200m to	2000m to	1800m to	1600m to	1400m to	1200m to	1000m to	800m to	600m to	400m to	200m to	Total or	Margin
3rd	9	The Governor (9)	2000m	1800m	1600m	1400m	1200m	1000m	800m	600m	400m	200m	WP	Average	
		Position in running (margin)	1(0.0)	1(0.0)	1(0.0)	1(0.0)	1(0.0)	1(0.0)	1(0.0)	1(0.0)	1(0.0)	2(0.3)	2(0.6)		1.90
		Sectional time (s)	15.98	16.60	17.13	16.67	15.59	14.66	15.12	14.98	15.18	14.37	14.52		
		Cumulative time (s)	170.80	154.82	138.22	121.09	104.42	88.83	74.17	59.05	44.07	28.89	14.52	3:17.62	
		Speed (m/s)	12.52	12.05	11.68	12.00	12.83	13.64	13.23	13.35	13.18	13.92	13.77	13.16	
		Stride length (m)	6.23	6.02	5.81	5.92	6.12	6.49	6.39	6.43	6.22	6.41	6.45	6.29	
		Stride duration (s)	0.498	0.500	0.498	0.493	0.477	0.476	0.483	0.482	0.472	0.461	0.468	0.478	
		Stride efficiency (%)	60.65	56.63	52.79	54.75	58.53	65.76	63.83	64.59	60.52	64.26	65.05	61.83	
		Stride count	32.10	33.22	34.41	33.79	32.68	30.83	31.29	31.11	32.14	31.19	31.00	413.33	

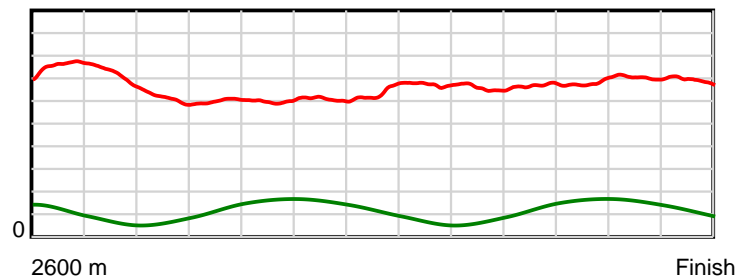
10 m Stride length



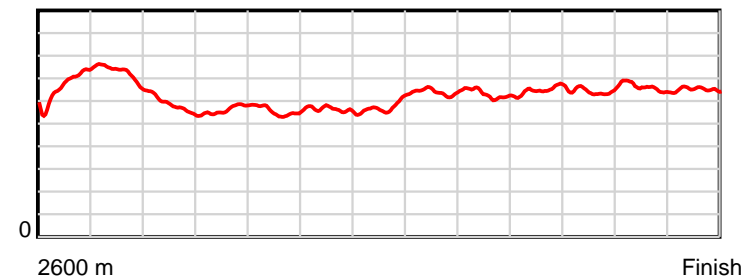
0.6 s Stride duration



20 m/sec Speed



100 % Stride efficiency



Note: Horizontal distance axis grid lines are 200m furlongs.

Disclaimer.

HRNZ and NZMTC and Thoroughbred Ratings Pty Ltd accepts no responsibility for the completeness or accuracy of any of the information contained herein, and makes no representations about its suitability for any particular purpose. Users should make their own judgements about those matters and/or seek independent advice. You assume all risks associated with use of the data provided on this page.



Race Results



November 29, 2019, Race 1, GRAPHITE DEVELOPMENTS LTD AMATEUR DRIVERS MOBILE PACE, Distance 2600m, Addington - Survey 3200m

Result	TAB no.	Horse (Barrier)	2600 to	2400m to
4th	4	Beau Vista (4)	2400m	2200m
		Position in running (margin)	-	3(0.8)
		Sectional time (s)	13.15	14.56
		Cumulative time (s)	198.00	184.85
		Speed (m/s)	15.21	13.74
		Stride length (m)	6.16	6.12
		Stride duration (s)	0.406	0.445
		Stride efficiency (%)	59.20	58.44
		Stride count	32.49	32.70

Disclaimer.

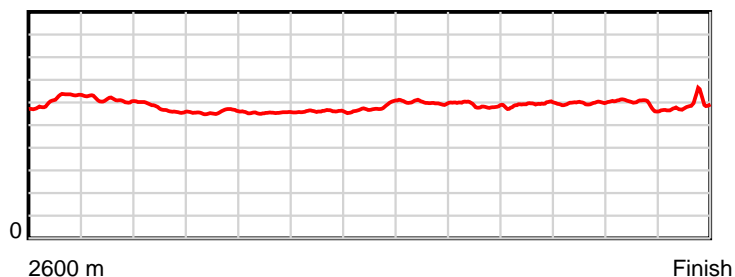
HRNZ and NZMTC and Thoroughbred Ratings Pty Ltd accepts no responsibility for the completeness or accuracy of any of the information contained herein, and makes no representations about its suitability for any particular purpose. Users should make their own judgements about those matters and/or seek independent advice. You assume all risks associated with use of the data provided on this page.

Race Results

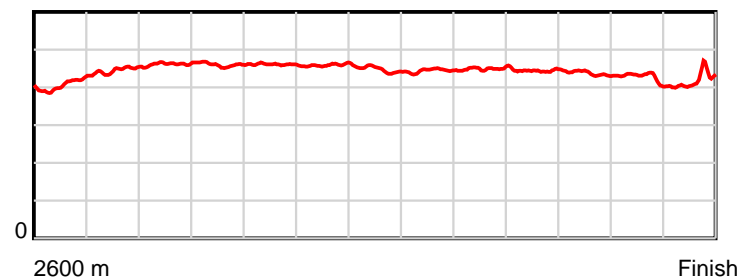
November 29, 2019, Race 1, GRAPHITE DEVELOPMENTS LTD AMATEUR DRIVERS MOBILE PACE, Distance 2600m, Addington - Survey 3200m

Result	TAB no.	Horse (Barrier)	2200m to	2000m to	1800m to	1600m to	1400m to	1200m to	1000m to	800m to	600m to	400m to	200m to	Total or	Margin
4th	4	Beau Vista (4)	2000m	1800m	1600m	1400m	1200m	1000m	800m	600m	400m	200m	WP	Average	
		Position in running (margin)	3(4.5)	3(4.9)	3(4.8)	3(3.5)	3(2.9)	4(3.2)	4(3.5)	4(4.0)	5(4.7)	6(2.8)	4(3.2)		4.00
		Sectional time (s)	16.05	16.59	16.90	16.58	15.63	14.72	15.20	15.10	14.81	14.39	14.32		
		Cumulative time (s)	170.29	154.24	137.65	120.75	104.17	88.54	73.82	58.62	43.52	28.71	14.32	3:18.00	
		Speed (m/s)	12.46	12.06	11.83	12.06	12.80	13.59	13.16	13.25	13.50	13.90	13.97	13.13	
		Stride length (m)	5.74	5.55	5.45	5.54	5.73	6.04	5.91	5.88	5.90	5.92	5.83	5.82	
		Stride duration (s)	0.461	0.460	0.461	0.459	0.448	0.444	0.449	0.444	0.437	0.426	0.417	0.443	
		Stride efficiency (%)	51.57	48.07	46.49	47.91	51.28	56.94	54.62	53.98	54.46	54.85	53.04	52.93	
		Stride count	34.82	36.06	36.67	36.12	34.91	33.13	33.83	34.03	33.88	33.76	34.33	446.73	

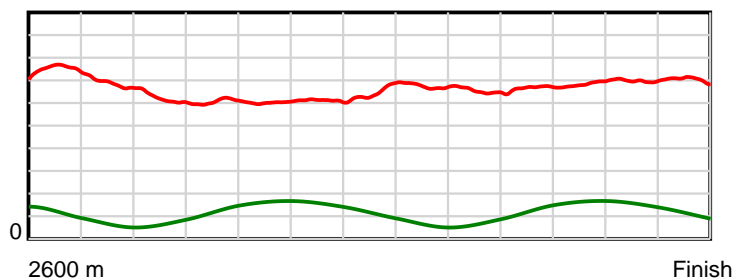
10 m Stride length



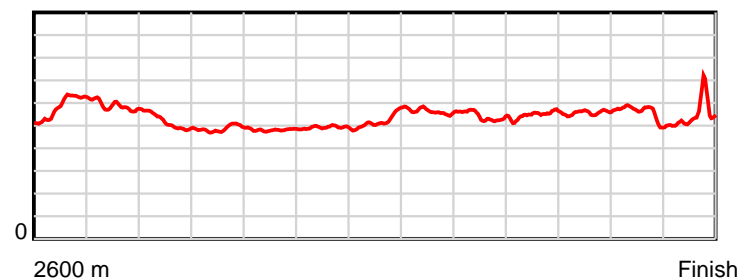
0.6 s Stride duration



20 m/sec Speed



100 % Stride efficiency



Note: Horizontal distance axis grid lines are 200m furlongs.

Disclaimer.

HRNZ and NZMTC and Thoroughbred Ratings Pty Ltd accepts no responsibility for the completeness or accuracy of any of the information contained herein, and makes no representations about its suitability for any particular purpose. Users should make their own judgements about those matters and/or seek independent advice. You assume all risks associated with use of the data provided on this page.



Race Results



November 29, 2019, Race 1, GRAPHITE DEVELOPMENTS LTD AMATEUR DRIVERS MOBILE PACE, Distance 2600m, Addington - Survey 3200m

Result	TAB no.	Horse (Barrier)	2600 to	2400m to
5th	6	Fun In The Dar... (6)	2400m	2200m
		Position in running (margin)	-	7(6.1)
		Sectional time (s)	14.16	15.17
		Cumulative time (s)	198.14	183.98
		Speed (m/s)	14.13	13.18
		Stride length (m)	6.35	6.07
		Stride duration (s)	0.446	0.461
		Stride efficiency (%)	63.01	57.64
		Stride count	31.50	32.93

Disclaimer.

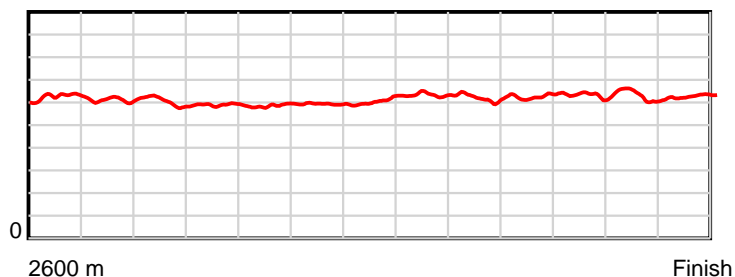
HRNZ and NZMTC and Thoroughbred Ratings Pty Ltd accepts no responsibility for the completeness or accuracy of any of the information contained herein, and makes no representations about its suitability for any particular purpose. Users should make their own judgements about those matters and/or seek independent advice. You assume all risks associated with use of the data provided on this page.

Race Results

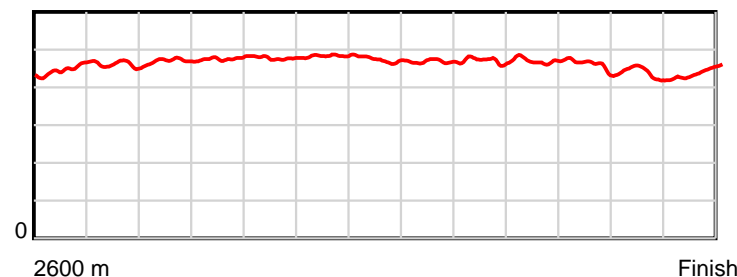
November 29, 2019, Race 1, GRAPHITE DEVELOPMENTS LTD AMATEUR DRIVERS MOBILE PACE, Distance 2600m, Addington - Survey 3200m

Result	TAB no.	Horse (Barrier)	2200m to	2000m to	1800m to	1600m to	1400m to	1200m to	1000m to	800m to	600m to	400m to	200m to	Total or	Margin
5th	6	Fun In The Dar... (6)	2000m	1800m	1600m	1400m	1200m	1000m	800m	600m	400m	200m	WP	Average	
		Position in running (margin)	8(13.5)	8(11.7)	7(8.4)	5(5.5)	6(5.7)	6(4.9)	6(5.7)	7(6.3)	6(6.0)	7(4.1)	7(4.8)		4.80
		Sectional time (s)	15.69	16.06	16.64	16.70	15.45	14.79	15.23	14.93	14.80	14.45	14.07		
		Cumulative time (s)	168.81	153.12	137.06	120.42	103.72	88.27	73.48	58.25	43.32	28.52	14.07	3:18.14	
		Speed (m/s)	12.75	12.45	12.02	11.98	12.94	13.52	13.13	13.40	13.51	13.84	14.21	13.12	
		Stride length (m)	5.99	5.92	5.75	5.79	6.12	6.32	6.19	6.31	6.18	6.03	6.28	6.09	
		Stride duration (s)	0.470	0.476	0.478	0.483	0.473	0.468	0.471	0.471	0.457	0.436	0.442	0.464	
		Stride efficiency (%)	56.13	54.80	51.59	52.34	58.49	62.47	59.83	62.17	59.69	56.86	61.68	58.03	
		Stride count	33.37	33.77	34.81	34.56	32.69	31.63	32.32	31.71	32.36	33.16	31.83	426.64	

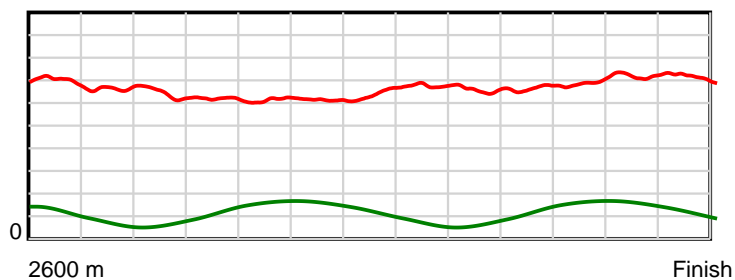
10 m Stride length



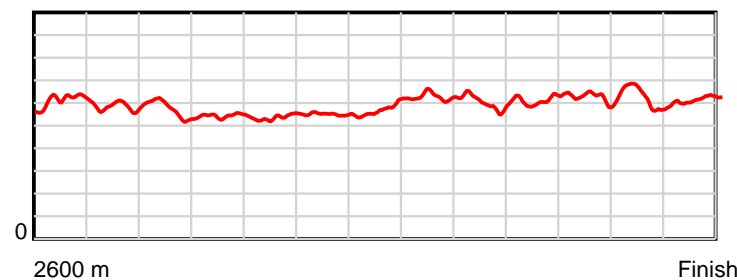
0.6 s Stride duration



20 m/sec Speed



100 % Stride efficiency



Note: Horizontal distance axis grid lines are 200m furlongs.

Disclaimer.

HRNZ and NZMTC and Thoroughbred Ratings Pty Ltd accepts no responsibility for the completeness or accuracy of any of the information contained herein, and makes no representations about its suitability for any particular purpose. Users should make their own judgements about those matters and/or seek independent advice. You assume all risks associated with use of the data provided on this page.



Race Results



November 29, 2019, Race 1, GRAPHITE DEVELOPMENTS LTD AMATEUR DRIVERS MOBILE PACE, Distance 2600m, Addington - Survey 3200m

Result	TAB no.	Horse (Barrier)	2600 to	2400m to
6th	1	Opawa Mach (1)	2400m	2200m
		Position in running (margin)	-	6(5.4)
		Sectional time (s)	13.70	14.52
		Cumulative time (s)	198.77	185.07
		Speed (m/s)	14.60	13.77
		Stride length (m)	6.31	6.48
		Stride duration (s)	0.435	0.470
		Stride efficiency (%)	62.31	65.63
		Stride count	31.67	30.86

Disclaimer.

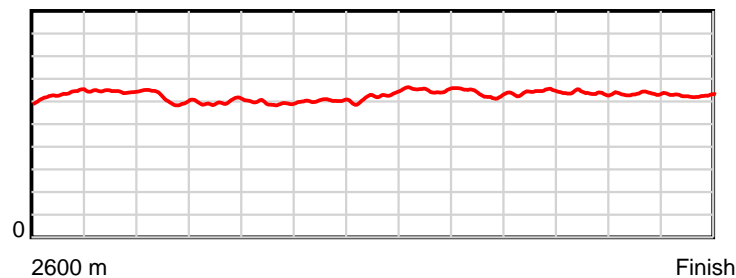
HRNZ and NZMTC and Thoroughbred Ratings Pty Ltd accepts no responsibility for the completeness or accuracy of any of the information contained herein, and makes no representations about its suitability for any particular purpose. Users should make their own judgements about those matters and/or seek independent advice. You assume all risks associated with use of the data provided on this page.

Race Results

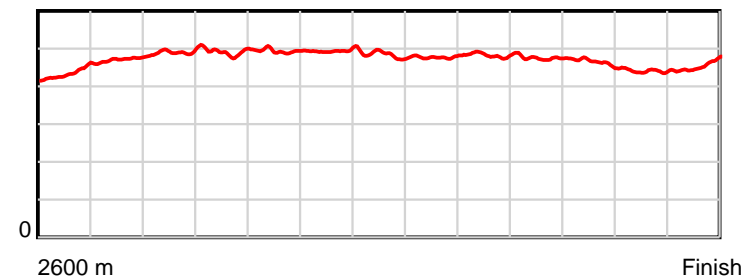
November 29, 2019, Race 1, GRAPHITE DEVELOPMENTS LTD AMATEUR DRIVERS MOBILE PACE, Distance 2600m, Addington - Survey 3200m

Result	TAB no.	Horse (Barrier)	2200m to	2000m to	1800m to	1600m to	1400m to	1200m to	1000m to	800m to	600m to	400m to	200m to	Total or	Margin
6th	1	Opawa Mach (1)	2000m	1800m	1600m	1400m	1200m	1000m	800m	600m	400m	200m	WP	Average	
		Position in running (margin)	5(8.9)	5(8.6)	6(8.3)	8(7.4)	7(7.2)	9(7.4)	8(7.4)	8(7.7)	8(7.5)	9(6.9)	9(6.1)		8.30
		Sectional time (s)	15.94	16.54	16.98	16.64	15.63	14.65	15.17	14.95	15.02	14.19	14.84		
		Cumulative time (s)	170.55	154.61	138.07	121.09	104.45	88.82	74.17	59.00	44.05	29.03	14.84	3:18.77	
		Speed (m/s)	12.55	12.09	11.78	12.02	12.80	13.65	13.18	13.38	13.32	14.09	13.48	13.08	
		Stride length (m)	6.14	5.95	5.82	5.94	6.19	6.52	6.36	6.36	6.18	6.22	6.13	6.19	
		Stride duration (s)	0.489	0.492	0.494	0.494	0.484	0.477	0.482	0.476	0.464	0.441	0.455	0.474	
		Stride efficiency (%)	58.95	55.30	52.92	55.18	59.83	66.33	63.23	63.26	59.63	60.47	58.78	59.95	
		Stride count	32.56	33.62	34.37	33.66	32.32	30.70	31.44	31.43	32.38	32.15	32.61	419.77	

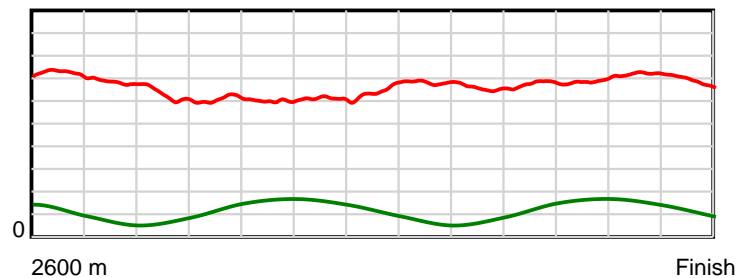
10 m Stride length



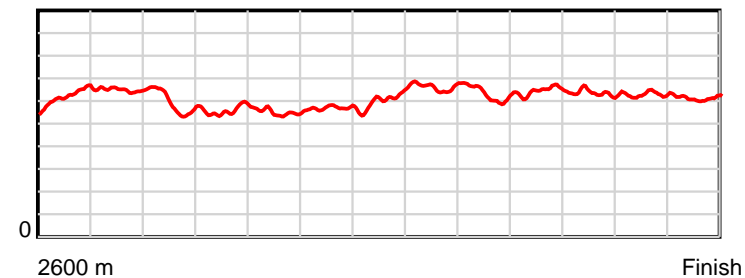
0.6 s Stride duration



20 m/sec Speed



100 % Stride efficiency



Note: Horizontal distance axis grid lines are 200m furlongs.

Disclaimer.

HRNZ and NZMTC and Thoroughbred Ratings Pty Ltd accepts no responsibility for the completeness or accuracy of any of the information contained herein, and makes no representations about its suitability for any particular purpose. Users should make their own judgements about those matters and/or seek independent advice. You assume all risks associated with use of the data provided on this page.



Race Results



November 29, 2019, Race 1, GRAPHITE DEVELOPMENTS LTD AMATEUR DRIVERS MOBILE PACE, Distance 2600m, Addington - Survey 3200m

Result	TAB no.	Horse (Barrier)	2600 to	2400m to
7th	3	Xmas Bay (3)	2400m	2200m
		Position in running (margin)	-	5(5.1)
		Sectional time (s)	13.81	15.01
		Cumulative time (s)	198.92	185.11
		Speed (m/s)	14.49	13.32
		Stride length (m)	6.05	5.90
		Stride duration (s)	0.419	0.442
		Stride efficiency (%)	57.28	54.31
		Stride count	33.03	33.93

Disclaimer.

HRNZ and NZMTC and Thoroughbred Ratings Pty Ltd accepts no responsibility for the completeness or accuracy of any of the information contained herein, and makes no representations about its suitability for any particular purpose. Users should make their own judgements about those matters and/or seek independent advice. You assume all risks associated with use of the data provided on this page.



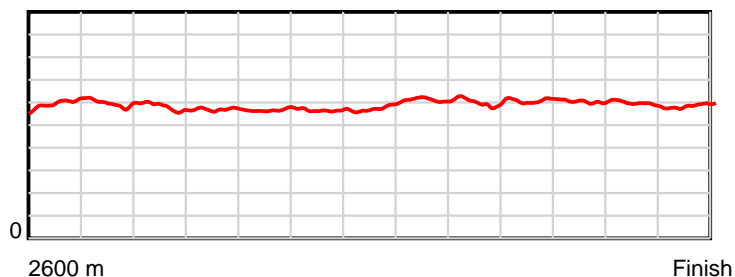
Race Results



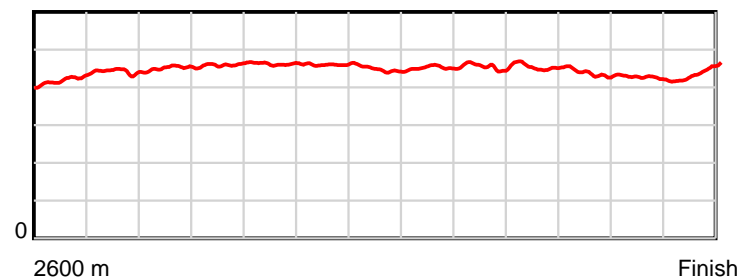
November 29, 2019, Race 1, GRAPHITE DEVELOPMENTS LTD AMATEUR DRIVERS MOBILE PACE, Distance 2600m, Addington - Survey 3200m

Result	TAB no.	Horse (Barrier)	2200m to	2000m to	1800m to	1600m to	1400m to	1200m to	1000m to	800m to	600m to	400m to	200m to	Total or	Margin
7th	3	Xmas Bay (3)	2000m	1800m	1600m	1400m	1200m	1000m	800m	600m	400m	200m	WP	Average	
		Position in running (margin)	7(11.5)	6(9.6)	5(6.5)	4(3.6)	4(3.5)	5(3.2)	5(4.0)	5(4.4)	4(4.0)	4(2.3)	6(4.3)		9.10
		Sectional time (s)	15.65	16.09	16.65	16.66	15.53	14.81	15.18	14.92	14.83	14.67	15.11		
		Cumulative time (s)	170.10	154.45	138.36	121.71	105.05	89.52	74.71	59.53	44.61	29.78	15.11	3:18.92	
		Speed (m/s)	12.78	12.43	12.01	12.00	12.88	13.50	13.18	13.40	13.49	13.63	13.24	13.07	
		Stride length (m)	5.76	5.71	5.55	5.53	5.76	6.11	6.00	6.09	5.90	5.80	5.82	5.84	
		Stride duration (s)	0.451	0.459	0.462	0.460	0.447	0.452	0.456	0.454	0.437	0.425	0.440	0.447	
		Stride efficiency (%)	51.90	50.91	48.20	47.74	51.88	58.25	56.35	57.88	54.35	52.54	52.91	53.27	
		Stride count	34.70	35.04	36.01	36.19	34.71	32.76	33.31	32.86	33.91	34.49	34.37	445.31	

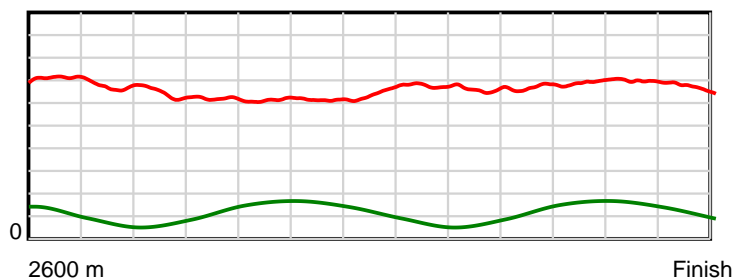
10 m Stride length



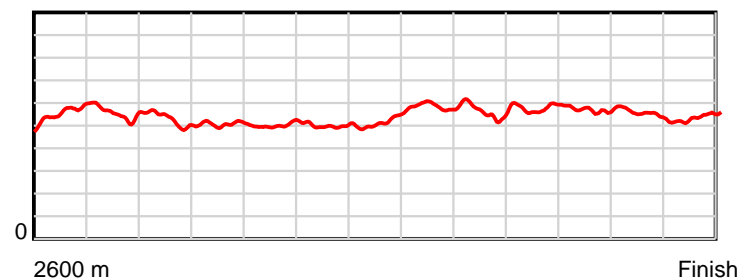
0.6 s Stride duration



20 m/sec Speed



100 % Stride efficiency



Note: Horizontal distance axis grid lines are 200m furlongs.

Disclaimer.

HRNZ and NZMTC and Thoroughbred Ratings Pty Ltd accepts no responsibility for the completeness or accuracy of any of the information contained herein, and makes no representations about its suitability for any particular purpose. Users should make their own judgements about those matters and/or seek independent advice. You assume all risks associated with use of the data provided on this page.



Race Results



November 29, 2019, Race 1, GRAPHITE DEVELOPMENTS LTD AMATEUR DRIVERS MOBILE PACE, Distance 2600m, Addington - Survey 3200m

Result	TAB no.	Horse (Barrier)	2600 to	2400m to
8th	8	Leading The Wa... (8)	2400m	2200m
		Position in running (margin)	-	10(10.1)
		Sectional time (s)	14.68	14.70
		Cumulative time (s)	199.12	184.44
		Speed (m/s)	13.63	13.61
		Stride length (m)	6.23	6.24
		Stride duration (s)	0.456	0.459
		Stride efficiency (%)	60.73	60.85
		Stride count	32.08	32.05

Disclaimer.

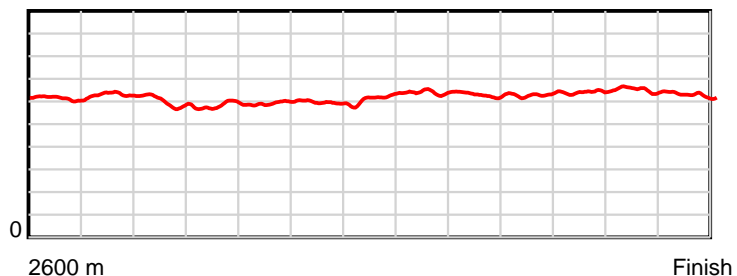
HRNZ and NZMTC and Thoroughbred Ratings Pty Ltd accepts no responsibility for the completeness or accuracy of any of the information contained herein, and makes no representations about its suitability for any particular purpose. Users should make their own judgements about those matters and/or seek independent advice. You assume all risks associated with use of the data provided on this page.

Race Results

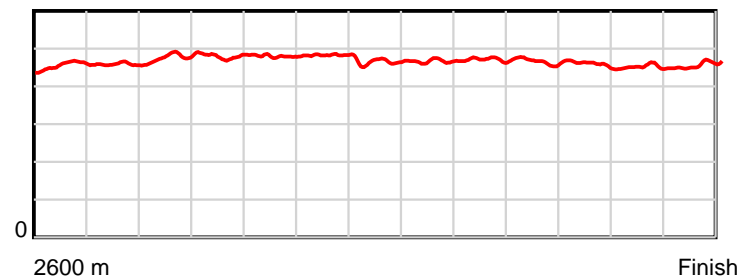
November 29, 2019, Race 1, GRAPHITE DEVELOPMENTS LTD AMATEUR DRIVERS MOBILE PACE, Distance 2600m, Addington - Survey 3200m

Result	TAB no.	Horse (Barrier)	2200m to	2000m to	1800m to	1600m to	1400m to	1200m to	1000m to	800m to	600m to	400m to	200m to	Total or	Margin
8th	8	Leading The Wa... (8)	2000m	1800m	1600m	1400m	1200m	1000m	800m	600m	400m	200m	WP	Average	
		Position in running (margin)	9(14.6)	9(13.2)	10(12.4)	10(9.9)	10(9.3)	8(6.8)	9(7.8)	9(8.6)	10(7.7)	10(7.1)	10(7.6)		10.20
		Sectional time (s)	15.74	16.47	16.72	16.57	15.16	14.84	15.25	14.82	15.02	14.41	14.74		
		Cumulative time (s)	169.74	154.00	137.53	120.81	104.24	89.08	74.24	58.99	44.17	29.15	14.74	3:19.12	
		Speed (m/s)	12.71	12.14	11.96	12.07	13.19	13.48	13.11	13.50	13.32	13.88	13.57	13.06	
		Stride length (m)	6.05	5.84	5.74	5.83	6.13	6.28	6.18	6.29	6.10	6.27	6.23	6.10	
		Stride duration (s)	0.476	0.481	0.480	0.483	0.465	0.466	0.471	0.466	0.458	0.452	0.459	0.467	
		Stride efficiency (%)	57.13	53.24	51.50	53.15	58.67	61.72	59.61	61.80	58.20	61.42	60.64	58.20	
		Stride count	33.08	34.26	34.84	34.29	32.64	31.82	32.38	31.80	32.77	31.90	32.11	426.02	

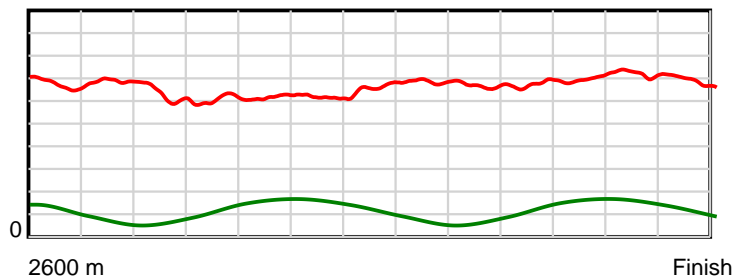
10 m Stride length



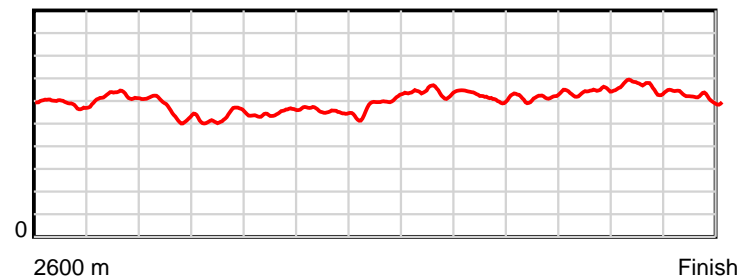
0.6 s Stride duration



20 m/sec Speed



100 % Stride efficiency



Note: Horizontal distance axis grid lines are 200m furlongs.

Disclaimer.

HRNZ and NZMTC and Thoroughbred Ratings Pty Ltd accepts no responsibility for the completeness or accuracy of any of the information contained herein, and makes no representations about its suitability for any particular purpose. Users should make their own judgements about those matters and/or seek independent advice. You assume all risks associated with use of the data provided on this page.



Race Results



November 29, 2019, Race 1, GRAPHITE DEVELOPMENTS LTD AMATEUR DRIVERS MOBILE PACE, Distance 2600m, Addington - Survey 3200m

Result	TAB no.	Horse (Barrier)	2600 to	2400m to
9th	10	Royal Jester (10)	2400m	2200m
		Position in running (margin)	-	8(7.9)
		Sectional time (s)	14.37	14.52
		Cumulative time (s)	199.14	184.77
		Speed (m/s)	13.92	13.77
		Stride length (m)	6.02	5.95
		Stride duration (s)	0.417	0.432
		Stride efficiency (%)	56.55	55.41
		Stride count	33.25	33.59

Disclaimer.

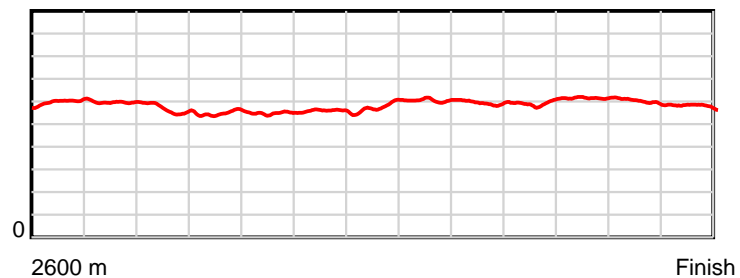
HRNZ and NZMTC and Thoroughbred Ratings Pty Ltd accepts no responsibility for the completeness or accuracy of any of the information contained herein, and makes no representations about its suitability for any particular purpose. Users should make their own judgements about those matters and/or seek independent advice. You assume all risks associated with use of the data provided on this page.

Race Results

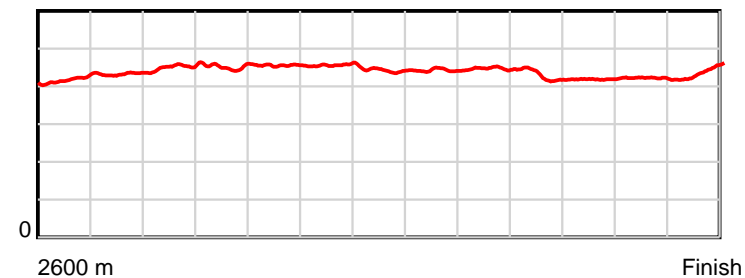
November 29, 2019, Race 1, GRAPHITE DEVELOPMENTS LTD AMATEUR DRIVERS MOBILE PACE, Distance 2600m, Addington - Survey 3200m

Result	TAB no.	Horse (Barrier)	2200m to	2000m to	1800m to	1600m to	1400m to	1200m to	1000m to	800m to	600m to	400m to	200m to	Total or	Margin
9th	10	Royal Jester (10)	2000m	1800m	1600m	1400m	1200m	1000m	800m	600m	400m	200m	WP	Average	
		Position in running (margin)	6(11.4)	7(10.4)	9(10.4)	9(9.1)	9(9.3)	10(8.7)	10(9.7)	10(10.4)	9(7.6)	5(2.3)	5(4.3)		10.30
		Sectional time (s)	15.82	16.59	16.92	16.70	15.48	14.84	15.24	14.51	14.23	14.66	15.26		
		Cumulative time (s)	170.25	154.43	137.84	120.92	104.22	88.74	73.90	58.66	44.15	29.92	15.26	3:19.14	
		Speed (m/s)	12.64	12.06	11.82	11.98	12.92	13.48	13.12	13.78	14.05	13.64	13.11	13.06	
		Stride length (m)	5.69	5.46	5.39	5.47	5.72	5.97	5.87	5.92	5.89	5.75	5.75	5.75	
		Stride duration (s)	0.450	0.453	0.456	0.456	0.443	0.443	0.447	0.430	0.419	0.422	0.439	0.440	
		Stride efficiency (%)	50.52	46.57	45.36	46.69	51.14	55.64	53.81	54.79	54.16	51.71	51.63	51.65	
		Stride count	35.18	36.64	37.12	36.59	34.96	33.52	34.08	33.77	33.97	34.77	34.79	452.23	

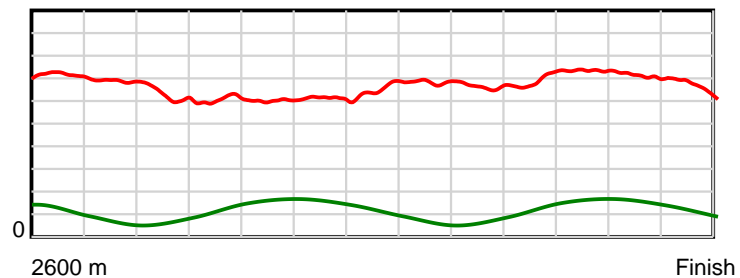
10 m Stride length



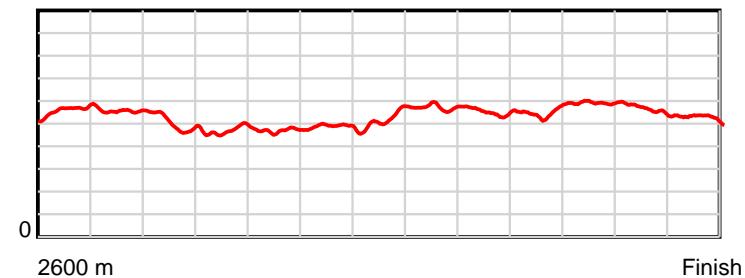
0.6 s Stride duration



20 m/sec Speed



100 % Stride efficiency



Note: Horizontal distance axis grid lines are 200m furlongs.

Disclaimer.

HRNZ and NZMTC and Thoroughbred Ratings Pty Ltd accepts no responsibility for the completeness or accuracy of any of the information contained herein, and makes no representations about its suitability for any particular purpose. Users should make their own judgements about those matters and/or seek independent advice. You assume all risks associated with use of the data provided on this page.



Race Results



November 29, 2019, Race 1, GRAPHITE DEVELOPMENTS LTD AMATEUR DRIVERS MOBILE PACE, Distance 2600m, Addington - Survey 3200m

Result	TAB no.	Horse (Barrier)	2600 to	2400m to
10th	2	Pat Campbell (2)	2400m	2200m
		Position in running (margin)	-	4(3.1)
		Sectional time (s)	13.46	14.57
		Cumulative time (s)	199.43	185.97
		Speed (m/s)	14.86	13.73
		Stride length (m)	6.23	6.28
		Stride duration (s)	0.422	0.458
		Stride efficiency (%)	60.73	61.72
		Stride count	32.08	31.82

Disclaimer.

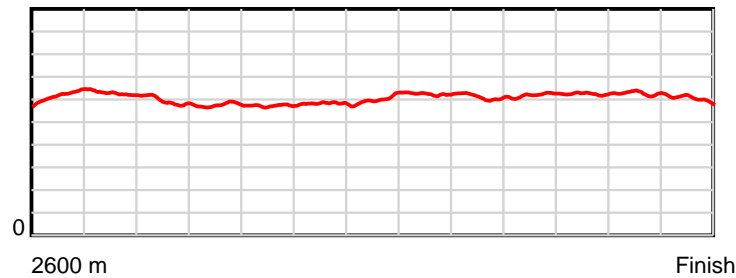
HRNZ and NZMTC and Thoroughbred Ratings Pty Ltd accepts no responsibility for the completeness or accuracy of any of the information contained herein, and makes no representations about its suitability for any particular purpose. Users should make their own judgements about those matters and/or seek independent advice. You assume all risks associated with use of the data provided on this page.

Race Results

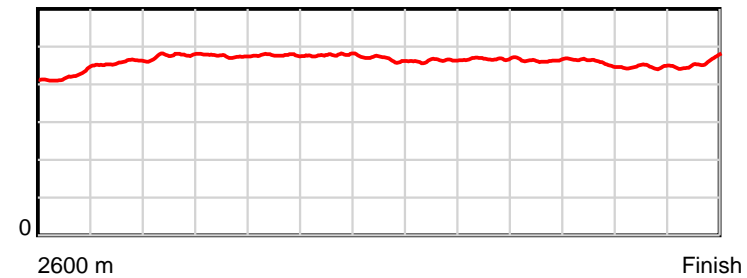
November 29, 2019, Race 1, GRAPHITE DEVELOPMENTS LTD AMATEUR DRIVERS MOBILE PACE, Distance 2600m, Addington - Survey 3200m

Result	TAB no.	Horse (Barrier)	2200m to	2000m to	1800m to	1600m to	1400m to	1200m to	1000m to	800m to	600m to	400m to	200m to	Total or	Margin
10th	2	Pat Campbell (2)	2000m	1800m	1600m	1400m	1200m	1000m	800m	600m	400m	200m	WP	Average	
		Position in running (margin)	4(6.9)	4(6.9)	4(6.2)	6(5.5)	5(5.3)	7(5.7)	7(6.0)	6(5.7)	7(6.1)	8(5.3)	8(6.0)		12.00
		Sectional time (s)	15.98	16.49	17.00	16.63	15.66	14.72	15.06	15.05	14.99	14.45	15.37		
		Cumulative time (s)	171.40	155.42	138.93	121.93	105.30	89.64	74.92	59.86	44.81	29.82	15.37	3:19.43	
		Speed (m/s)	12.52	12.13	11.76	12.03	12.77	13.59	13.28	13.29	13.34	13.84	13.01	13.04	
		Stride length (m)	5.95	5.77	5.61	5.75	5.97	6.29	6.20	6.16	6.13	6.18	5.95	6.03	
		Stride duration (s)	0.476	0.475	0.477	0.478	0.468	0.463	0.467	0.464	0.459	0.446	0.458	0.462	
		Stride efficiency (%)	55.38	51.94	49.19	51.67	55.73	61.74	60.12	59.35	58.74	59.65	55.37	56.81	
		Stride count	33.59	34.69	35.65	34.78	33.49	31.82	32.25	32.45	32.62	32.37	33.60	431.21	

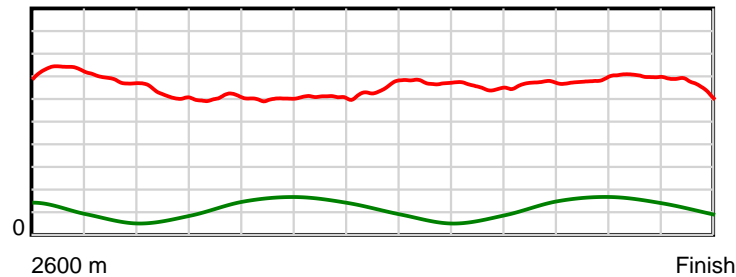
10 m Stride length



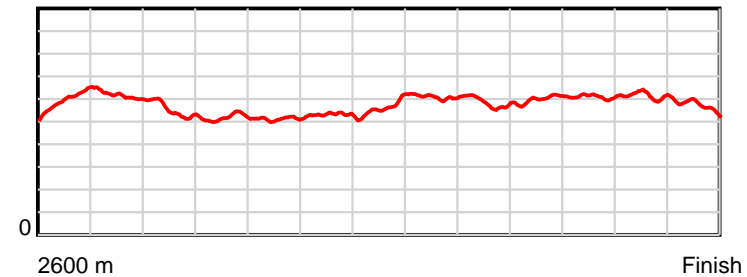
0.6 s Stride duration



20 m/sec Speed



100 % Stride efficiency



Note: Horizontal distance axis grid lines are 200m furlongs.

Disclaimer.

HRNZ and NZMTC and Thoroughbred Ratings Pty Ltd accepts no responsibility for the completeness or accuracy of any of the information contained herein, and makes no representations about its suitability for any particular purpose. Users should make their own judgements about those matters and/or seek independent advice. You assume all risks associated with use of the data provided on this page.