



## Race Results

NZ Metropolitan Trotting Club Inc, HRNZ, November 29, 2019

Compilation date: November 29, 2019, 7:07:05 PM (NZDT)

Copyright © 2019 HRNZ and NZMTC. All rights reserved.

### Trademarks.

StrideMASTER is a registered trademark of Thoroughbred Ratings Pty Ltd.

### Disclaimer.

HRNZ and NZMTC and Thoroughbred Ratings Pty Ltd accepts no responsibility for the completeness or accuracy of any of the information contained herein, and makes no representations about its suitability for any particular purpose. Users should make their own judgements about those matters and/or seek independent advice. You assume all risks associated with use of the data provided on this page.



# Race Results



November 29, 2019, Race 3, JOINERY SCENE LTD PACE, Distance 2600m, Addington - Survey 3200m

Result	TAB no.	Horse (Barrier)	2600 to	2400m to
1st	12	<b>The Guild (12)</b>	<b>2400m</b>	<b>2200m</b>
		Position in running (margin)	-	7(7.9)
		Sectional time (s)	17.10	14.56
		Cumulative time (s)	198.96	181.86
		Speed (m/s)	11.69	13.74
		Stride length (m)	5.61	6.39
		Stride duration (s)	0.444	0.465
		Stride efficiency (%)	49.18	63.86
		Stride count	35.65	31.29

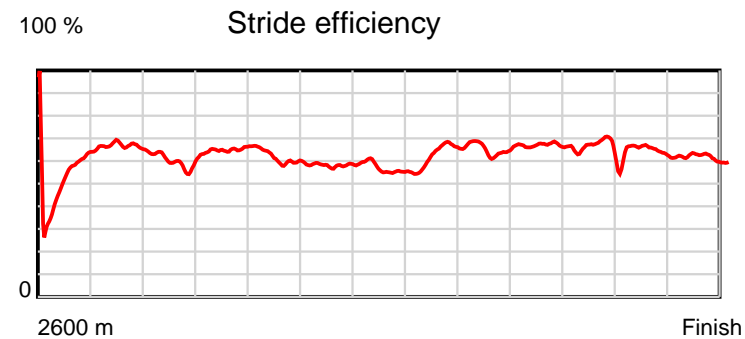
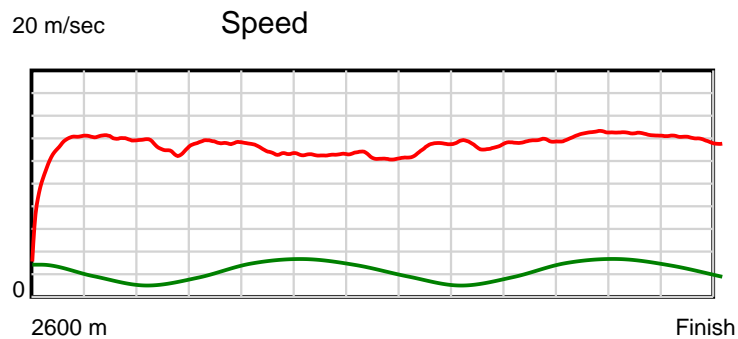
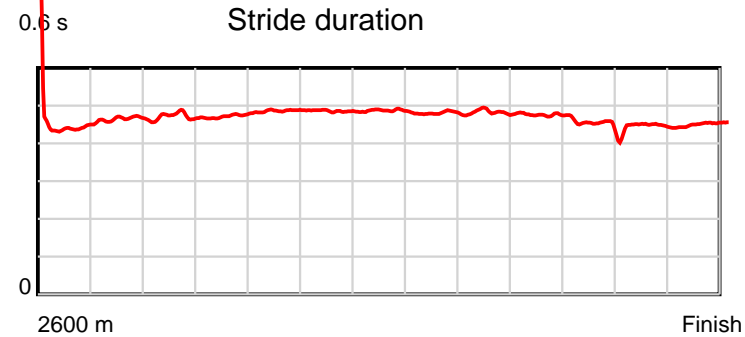
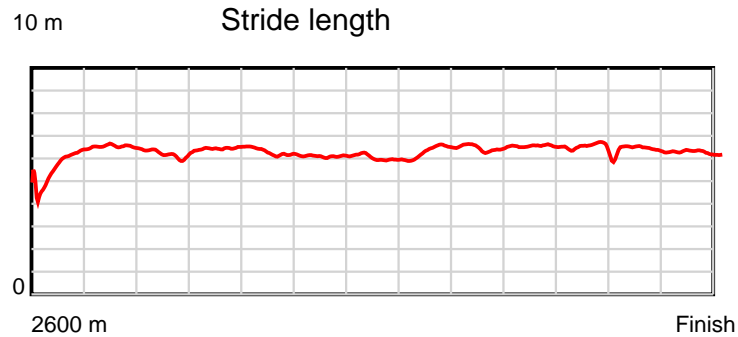
#### Disclaimer.

HRNZ and NZMTC and Thoroughbred Ratings Pty Ltd accepts no responsibility for the completeness or accuracy of any of the information contained herein, and makes no representations about its suitability for any particular purpose. Users should make their own judgements about those matters and/or seek independent advice. You assume all risks associated with use of the data provided on this page.

# Race Results

November 29, 2019, Race 3, JOINERY SCENE LTD PACE, Distance 2600m, Addington - Survey 3200m

Result	TAB no.	Horse (Barrier)	2200m to	2000m to	1800m to	1600m to	1400m to	1200m to	1000m to	800m to	600m to	400m to	200m to	Total or	Margin
1st	12	<b>The Guild (12)</b>	<b>2000m</b>	<b>1800m</b>	<b>1600m</b>	<b>1400m</b>	<b>1200m</b>	<b>1000m</b>	<b>800m</b>	<b>600m</b>	<b>400m</b>	<b>200m</b>	<b>WP</b>	<b>Average</b>	
		Position in running (margin)	7(10.8)	8(8.9)	5(6.2)	6(7.1)	5(5.4)	5(4.6)	6(4.2)	6(5.8)	6(5.0)	4(1.8)	2(0.4)		0.00
		Sectional time (s)	15.43	14.73	16.30	16.16	16.22	15.21	15.28	14.65	14.70	14.21	14.41		
		Cumulative time (s)	167.30	151.87	137.14	120.84	104.68	88.46	73.25	57.97	43.32	28.62	14.41	3:18.96	
		Speed (m/s)	12.96	13.58	12.27	12.38	12.33	13.15	13.09	13.65	13.61	14.07	13.88	13.07	
		Stride length (m)	6.10	6.41	5.97	6.01	6.00	6.31	6.32	6.50	6.06	6.30	6.28	6.16	
		Stride duration (s)	0.471	0.472	0.486	0.485	0.487	0.480	0.483	0.476	0.446	0.448	0.452	0.472	
		Stride efficiency (%)	58.22	64.12	55.70	56.40	56.34	62.13	62.37	65.95	57.47	61.98	61.57	59.37	
		Stride count	32.77	31.22	33.50	33.29	33.31	31.72	31.66	30.79	32.98	31.76	31.86	421.80	



Note: Horizontal distance axis grid lines are 200m furlongs.

#### Disclaimer.

HRNZ and NZMTC and Thoroughbred Ratings Pty Ltd accepts no responsibility for the completeness or accuracy of any of the information contained herein, and makes no representations about its suitability for any particular purpose. Users should make their own judgements about those matters and/or seek independent advice. You assume all risks associated with use of the data provided on this page.



# Race Results



November 29, 2019, Race 3, JOINERY SCENE LTD PACE, Distance 2600m, Addington - Survey 3200m

Result	TAB no.	Horse (Barrier)	2600 to	2400m to
2nd	5	<b>Prospect Park (6)</b>	<b>2400m</b>	<b>2200m</b>
		Position in running (margin)	-	6(6.4)
		Sectional time (s)	16.66	14.51
		Cumulative time (s)	198.99	182.33
		Speed (m/s)	12.00	13.78
		Stride length (m)	5.07	5.87
		Stride duration (s)	0.411	0.426
		Stride efficiency (%)	40.11	53.90
		Stride count	39.48	34.05

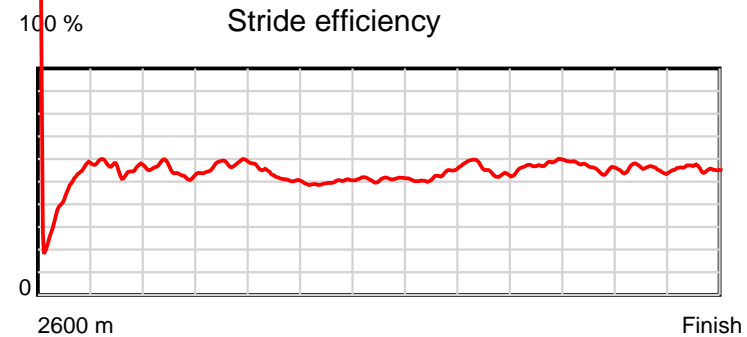
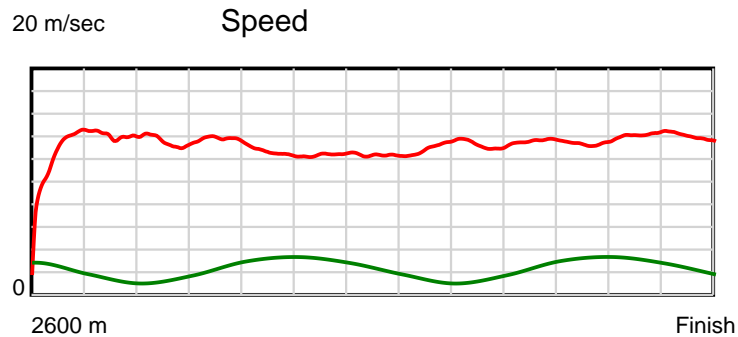
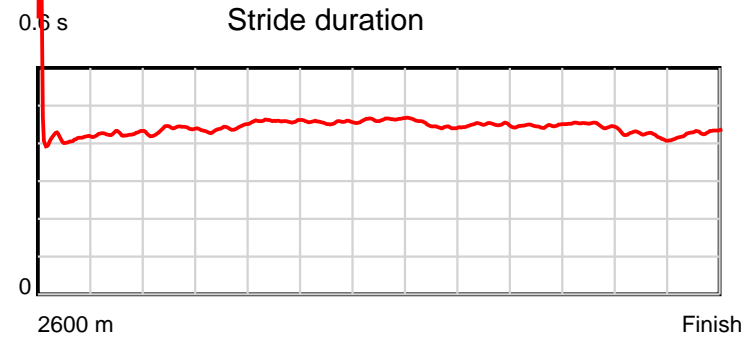
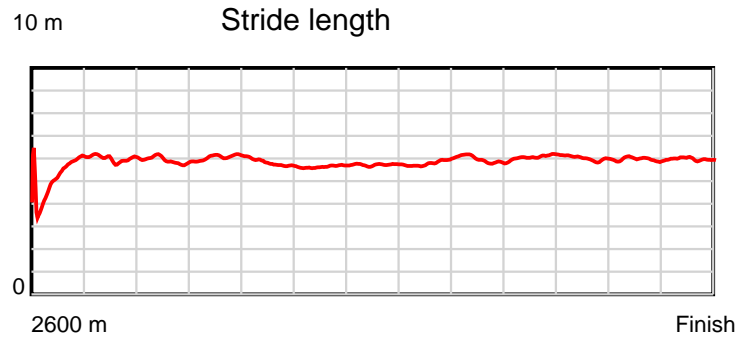
#### Disclaimer.

HRNZ and NZMTC and Thoroughbred Ratings Pty Ltd accepts no responsibility for the completeness or accuracy of any of the information contained herein, and makes no representations about its suitability for any particular purpose. Users should make their own judgements about those matters and/or seek independent advice. You assume all risks associated with use of the data provided on this page.

# Race Results

November 29, 2019, Race 3, JOINERY SCENE LTD PACE, Distance 2600m, Addington - Survey 3200m

Result	TAB no.	Horse (Barrier)	2200m to	2000m to	1800m to	1600m to	1400m to	1200m to	1000m to	800m to	600m to	400m to	200m to	Total or	Margin
2nd	5	<b>Prospect Park (6)</b>	<b>2000m</b>	<b>1800m</b>	<b>1600m</b>	<b>1400m</b>	<b>1200m</b>	<b>1000m</b>	<b>800m</b>	<b>600m</b>	<b>400m</b>	<b>200m</b>	<b>WP</b>	<b>Average</b>	
		Position in running (margin)	6(8.9)	3(3.6)	1(0.0)	1(0.0)	1(0.0)	1(0.0)	1(0.0)	1(0.0)	1(0.0)	1(0.0)	1(0.0)		0.03
		Sectional time (s)	14.86	14.58	16.14	16.45	16.34	15.29	15.02	14.78	15.23	14.46	14.67		
		Cumulative time (s)	167.82	152.96	138.38	122.24	105.79	89.45	74.16	59.14	44.36	29.13	14.67	3:18.99	
		Speed (m/s)	13.46	13.72	12.39	12.16	12.24	13.08	13.32	13.53	13.13	13.83	13.63	13.07	
		Stride length (m)	5.88	6.03	5.69	5.54	5.68	5.85	5.98	6.05	5.89	5.81	5.85	5.77	
		Stride duration (s)	0.437	0.440	0.459	0.456	0.464	0.447	0.449	0.447	0.448	0.420	0.429	0.442	
		Stride efficiency (%)	54.04	56.91	50.65	47.93	50.46	53.50	55.96	57.21	54.20	52.73	53.41	52.08	
		Stride count	34.01	33.14	35.13	36.11	35.20	34.18	33.42	33.05	33.96	34.43	34.21	450.37	



Note: Horizontal distance axis grid lines are 200m furlongs.

#### Disclaimer.

HRNZ and NZMTC and Thoroughbred Ratings Pty Ltd accepts no responsibility for the completeness or accuracy of any of the information contained herein, and makes no representations about its suitability for any particular purpose. Users should make their own judgements about those matters and/or seek independent advice. You assume all risks associated with use of the data provided on this page.



# Race Results



November 29, 2019, Race 3, JOINERY SCENE LTD PACE, Distance 2600m, Addington - Survey 3200m

Result	TAB no.	Horse (Barrier)	2600 to	2400m to
3rd	7	<b>Scared Stiff (8)</b>	<b>2400m</b>	<b>2200m</b>
		Position in running (margin)	-	1(0.0)
		Sectional time (s)	15.72	14.07
		Cumulative time (s)	199.04	183.32
		Speed (m/s)	12.72	14.21
		Stride length (m)	5.59	6.38
		Stride duration (s)	0.427	0.449
		Stride efficiency (%)	48.85	63.55
		Stride count	35.77	31.36

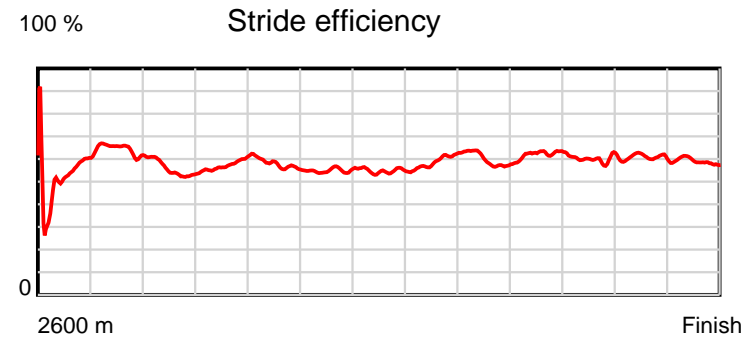
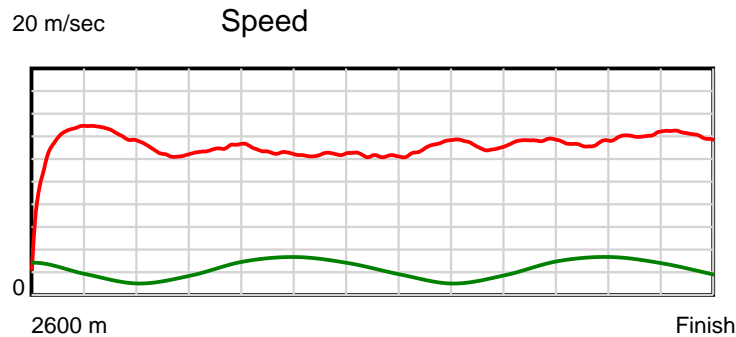
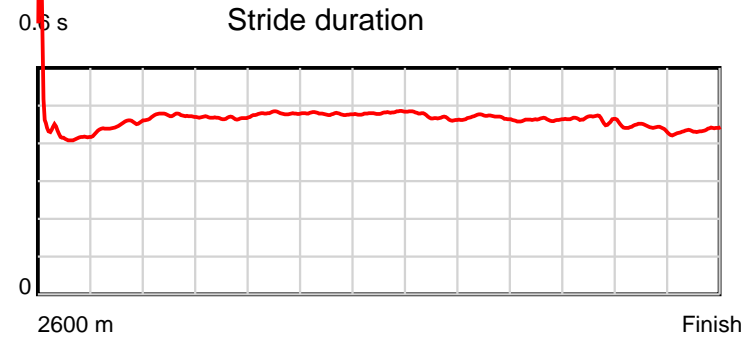
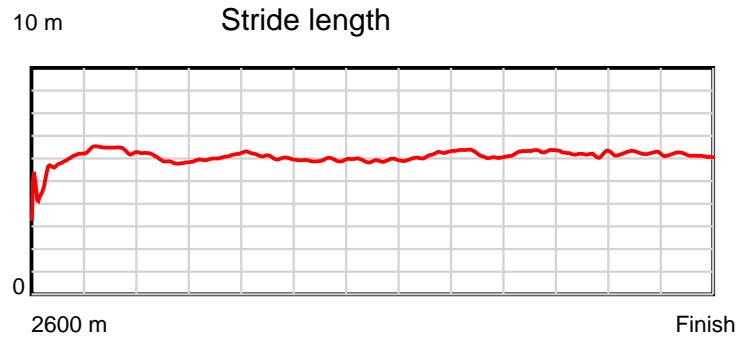
## Disclaimer.

HRNZ and NZMTC and Thoroughbred Ratings Pty Ltd accepts no responsibility for the completeness or accuracy of any of the information contained herein, and makes no representations about its suitability for any particular purpose. Users should make their own judgements about those matters and/or seek independent advice. You assume all risks associated with use of the data provided on this page.

# Race Results

November 29, 2019, Race 3, JOINERY SCENE LTD PACE, Distance 2600m, Addington - Survey 3200m

Result	TAB no.	Horse (Barrier)	2200m to	2000m to	1800m to	1600m to	1400m to	1200m to	1000m to	800m to	600m to	400m to	200m to	Total or	Margin
3rd	7	Scared Stiff (8)	2000m	1800m	1600m	1400m	1200m	1000m	800m	600m	400m	200m	WP	Average	
		Position in running (margin)	1(0.0)	1(0.0)	2(2.2)	2(1.9)	2(1.8)	2(1.8)	3(1.7)	3(1.6)	3(1.5)	3(1.5)	3(2.0)		0.50
		Sectional time (s)	15.75	15.54	16.09	16.45	16.32	15.29	14.99	14.77	15.22	14.55	14.28		
		Cumulative time (s)	169.25	153.50	137.96	121.87	105.42	89.10	73.81	58.82	44.05	28.83	14.28	3:19.04	
		Speed (m/s)	12.70	12.87	12.43	12.16	12.25	13.08	13.34	13.54	13.14	13.75	14.01	13.06	
		Stride length (m)	6.02	6.01	5.96	5.82	5.89	6.15	6.26	6.27	6.10	6.07	6.10	6.04	
		Stride duration (s)	0.474	0.467	0.480	0.478	0.481	0.470	0.470	0.463	0.464	0.441	0.436	0.462	
		Stride efficiency (%)	56.54	56.49	55.50	52.86	54.29	59.12	61.32	61.36	58.08	57.57	58.16	57.02	
		Stride count	33.25	33.26	33.56	34.39	33.93	32.52	31.93	31.92	32.81	32.95	32.78	430.43	



Note: Horizontal distance axis grid lines are 200m furlongs.

#### Disclaimer.

HRNZ and NZMTC and Thoroughbred Ratings Pty Ltd accepts no responsibility for the completeness or accuracy of any of the information contained herein, and makes no representations about its suitability for any particular purpose. Users should make their own judgements about those matters and/or seek independent advice. You assume all risks associated with use of the data provided on this page.



# Race Results



November 29, 2019, Race 3, JOINERY SCENE LTD PACE, Distance 2600m, Addington - Survey 3200m

Result	TAB no.	Horse (Barrier)	2600 to	2400m to
4th	4	<b>Bonny's Gem (5)</b>	<b>2400m</b>	<b>2200m</b>
		Position in running (margin)	-	4(4.4)
		Sectional time (s)	16.63	14.46
		Cumulative time (s)	199.36	182.73
		Speed (m/s)	12.02	13.83
		Stride length (m)	5.49	6.26
		Stride duration (s)	0.442	0.453
		Stride efficiency (%)	47.12	61.21
		Stride count	36.42	31.96

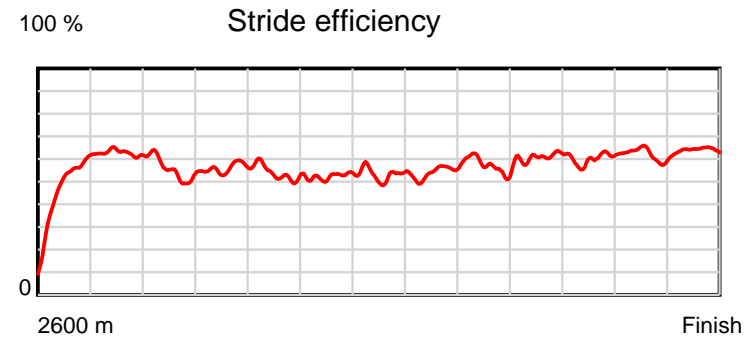
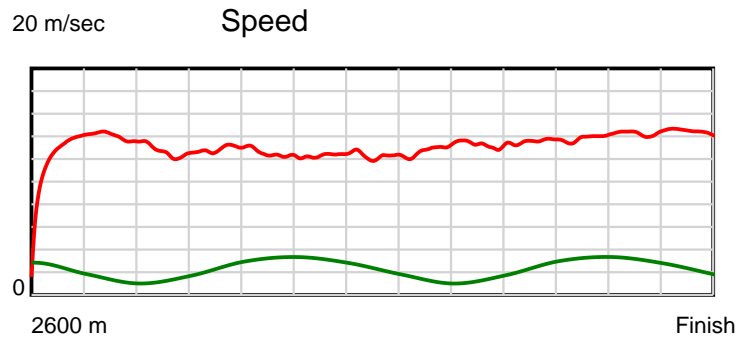
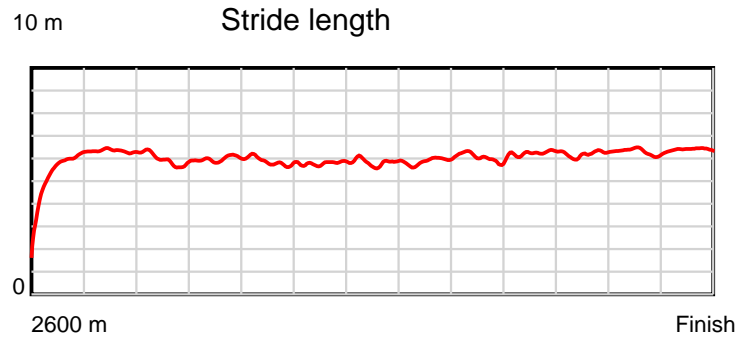
#### Disclaimer.

HRNZ and NZMTC and Thoroughbred Ratings Pty Ltd accepts no responsibility for the completeness or accuracy of any of the information contained herein, and makes no representations about its suitability for any particular purpose. Users should make their own judgements about those matters and/or seek independent advice. You assume all risks associated with use of the data provided on this page.

# Race Results

November 29, 2019, Race 3, JOINERY SCENE LTD PACE, Distance 2600m, Addington - Survey 3200m

Result	TAB no.	Horse (Barrier)	2200m to	2000m to	1800m to	1600m to	1400m to	1200m to	1000m to	800m to	600m to	400m to	200m to	Total or	Margin
4th	4	<b>Bonny's Gem (5)</b>	<b>2000m</b>	<b>1800m</b>	<b>1600m</b>	<b>1400m</b>	<b>1200m</b>	<b>1000m</b>	<b>800m</b>	<b>600m</b>	<b>400m</b>	<b>200m</b>	<b>WP</b>	<b>Average</b>	
		Position in running (margin)	4(6.8)	5(5.8)	7(8.1)	8(8.4)	8(8.4)	9(7.8)	10(9.0)	9(7.7)	9(7.7)	8(5.3)	7(5.5)		2.20
		Sectional time (s)	15.60	15.55	16.20	16.45	16.25	15.48	14.80	14.78	14.83	14.48	13.85		
		Cumulative time (s)	168.27	152.67	137.12	120.92	104.47	88.22	72.74	57.94	43.16	28.33	13.85	3:19.36	
		Speed (m/s)	12.82	12.86	12.35	12.16	12.31	12.92	13.51	13.53	13.49	13.81	14.44	13.04	
		Stride length (m)	6.02	5.98	5.79	5.71	5.85	5.95	6.14	6.23	6.04	6.07	6.42	5.99	
		Stride duration (s)	0.470	0.465	0.469	0.470	0.475	0.461	0.455	0.460	0.448	0.440	0.445	0.459	
		Stride efficiency (%)	56.65	55.87	52.46	50.92	53.41	55.38	59.00	60.64	56.98	57.67	64.40	56.01	
		Stride count	33.22	33.45	34.52	35.04	34.21	33.60	32.55	32.11	33.12	32.92	31.15	434.27	



Note: Horizontal distance axis grid lines are 200m furlongs.

#### Disclaimer.

HRNZ and NZMTC and Thoroughbred Ratings Pty Ltd accepts no responsibility for the completeness or accuracy of any of the information contained herein, and makes no representations about its suitability for any particular purpose. Users should make their own judgements about those matters and/or seek independent advice. You assume all risks associated with use of the data provided on this page.



# Race Results



November 29, 2019, Race 3, JOINERY SCENE LTD PACE, Distance 2600m, Addington - Survey 3200m

Result	TAB no.	Horse (Barrier)	2600 to	2400m to
5th	2	Kenya (3)	2400m	2200m
		Position in running (margin)	-	9(10.9)
		Sectional time (s)	17.70	14.11
		Cumulative time (s)	199.75	182.05
		Speed (m/s)	11.30	14.17
		Stride length (m)	4.87	6.09
		Stride duration (s)	0.416	0.430
		Stride efficiency (%)	37.04	57.95
		Stride count	41.08	32.84

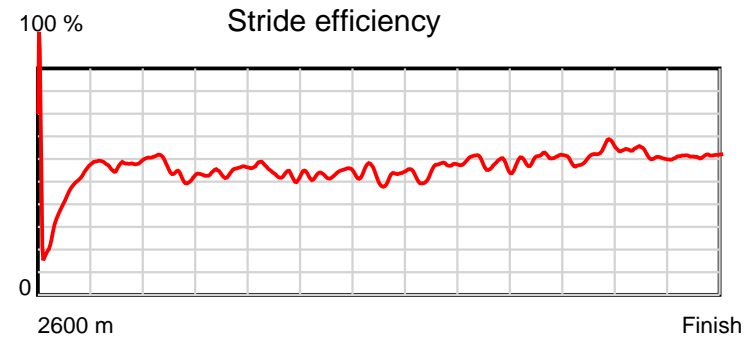
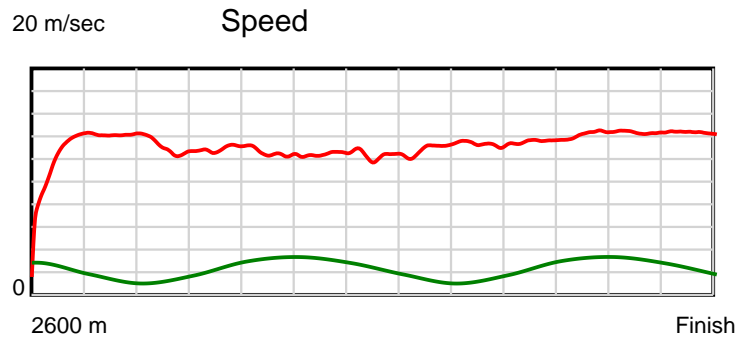
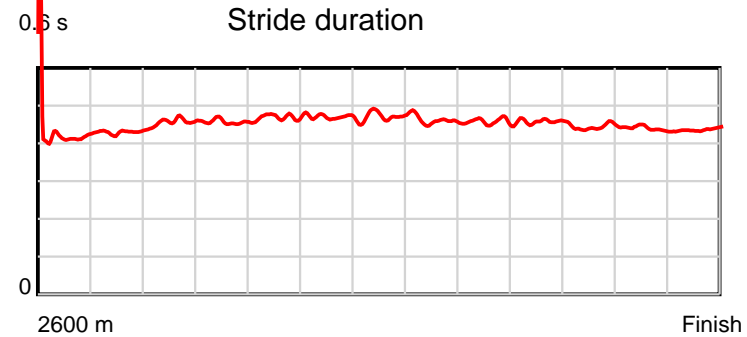
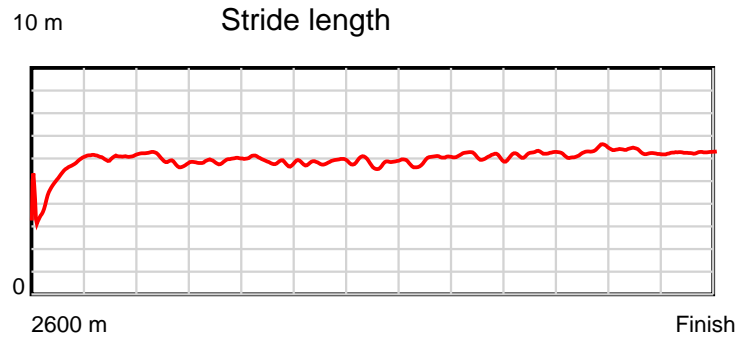
#### Disclaimer.

HRNZ and NZMTC and Thoroughbred Ratings Pty Ltd accepts no responsibility for the completeness or accuracy of any of the information contained herein, and makes no representations about its suitability for any particular purpose. Users should make their own judgements about those matters and/or seek independent advice. You assume all risks associated with use of the data provided on this page.

# Race Results

November 29, 2019, Race 3, JOINERY SCENE LTD PACE, Distance 2600m, Addington - Survey 3200m

Result	TAB no.	Horse (Barrier)	2200m to	2000m to	1800m to	1600m to	1400m to	1200m to	1000m to	800m to	600m to	400m to	200m to	Total or	Margin
5th	2	Kenya (3)	2000m	1800m	1600m	1400m	1200m	1000m	800m	600m	400m	200m	WP	Average	
		Position in running (margin)	8(11.1)	7(8.2)	9(10.0)	10(10.5)	10(10.2)	11(9.7)	12(10.8)	11(9.9)	11(9.7)	11(7.1)	10(7.8)		4.40
		Sectional time (s)	15.27	15.47	16.22	16.42	16.25	15.47	14.87	14.74	14.79	14.58	13.86		
		Cumulative time (s)	167.94	152.67	137.20	120.98	104.56	88.31	72.84	57.97	43.23	28.44	13.86	3:19.75	
		Speed (m/s)	13.10	12.93	12.33	12.18	12.31	12.93	13.45	13.57	13.52	13.72	14.43	13.02	
		Stride length (m)	5.98	5.91	5.78	5.73	5.80	5.96	6.15	6.22	6.00	6.02	6.31	5.89	
		Stride duration (s)	0.457	0.457	0.469	0.471	0.471	0.461	0.457	0.458	0.444	0.439	0.437	0.452	
		Stride efficiency (%)	55.85	54.53	52.20	51.33	52.61	55.58	59.16	60.39	56.28	56.61	62.18	54.16	
		Stride count	33.45	33.86	34.60	34.89	34.47	33.53	32.50	32.17	33.32	33.23	31.71	441.65	



Note: Horizontal distance axis grid lines are 200m furlongs.

#### Disclaimer.

HRNZ and NZMTC and Thoroughbred Ratings Pty Ltd accepts no responsibility for the completeness or accuracy of any of the information contained herein, and makes no representations about its suitability for any particular purpose. Users should make their own judgements about those matters and/or seek independent advice. You assume all risks associated with use of the data provided on this page.



# Race Results



November 29, 2019, Race 3, JOINERY SCENE LTD PACE, Distance 2600m, Addington - Survey 3200m

Result	TAB no.	Horse (Barrier)	2600 to	2400m to
6th	1	<b>Westburn Bliss (2)</b>	<b>2400m</b>	<b>2200m</b>
		Position in running (margin)	-	5(6.1)
		Sectional time (s)	16.84	14.37
		Cumulative time (s)	200.05	183.21
		Speed (m/s)	11.87	13.92
		Stride length (m)	5.17	6.03
		Stride duration (s)	0.421	0.434
		Stride efficiency (%)	41.85	56.89
		Stride count	38.65	33.15

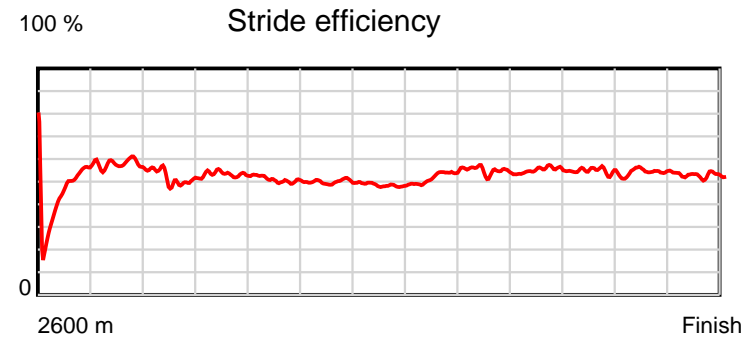
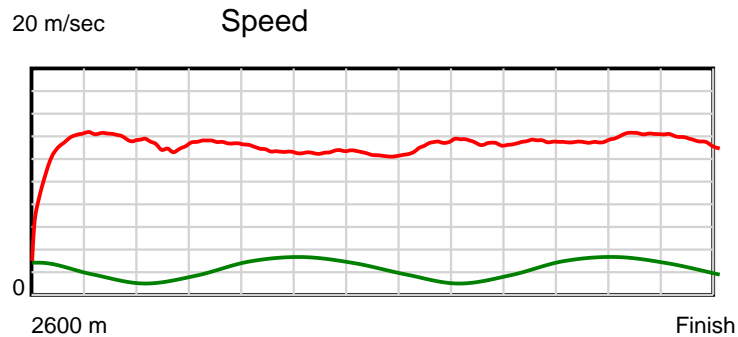
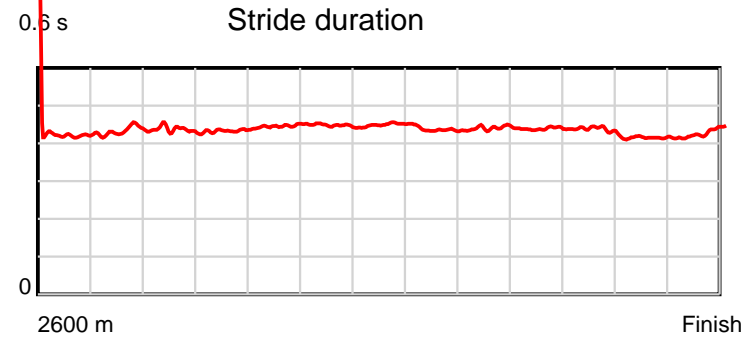
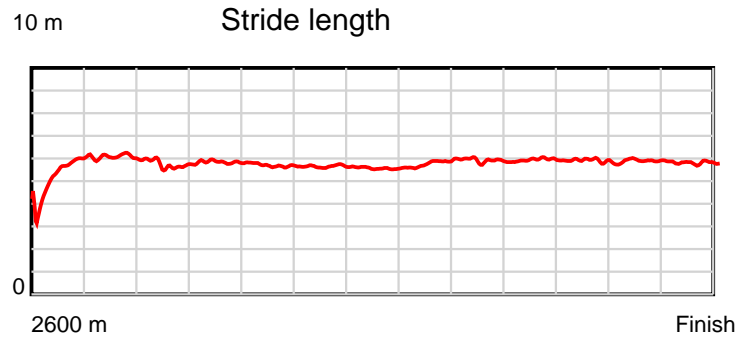
#### Disclaimer.

HRNZ and NZMTC and Thoroughbred Ratings Pty Ltd accepts no responsibility for the completeness or accuracy of any of the information contained herein, and makes no representations about its suitability for any particular purpose. Users should make their own judgements about those matters and/or seek independent advice. You assume all risks associated with use of the data provided on this page.

# Race Results

November 29, 2019, Race 3, JOINERY SCENE LTD PACE, Distance 2600m, Addington - Survey 3200m

Result	TAB no.	Horse (Barrier)	2200m to	2000m to	1800m to	1600m to	1400m to	1200m to	1000m to	800m to	600m to	400m to	200m to	Total or	Margin
6th	1	Westburn Bliss (2)	2000m	1800m	1600m	1400m	1200m	1000m	800m	600m	400m	200m	WP	Average	
		Position in running (margin)	5(7.8)	6(6.0)	3(3.8)	3(4.3)	3(3.4)	3(2.7)	4(2.6)	4(2.7)	4(2.7)	5(3.0)	4(4.2)		6.10
		Sectional time (s)	15.44	14.81	16.23	16.32	16.21	15.27	15.04	14.79	15.27	14.65	14.81		
		Cumulative time (s)	168.84	153.40	138.59	122.36	106.04	89.83	74.56	59.52	44.73	29.46	14.81	3:20.05	
		Speed (m/s)	12.95	13.50	12.32	12.25	12.34	13.10	13.30	13.52	13.10	13.65	13.50	13.00	
		Stride length (m)	5.66	5.84	5.49	5.49	5.55	5.72	5.86	5.93	5.70	5.66	5.80	5.68	
		Stride duration (s)	0.437	0.432	0.446	0.448	0.450	0.436	0.441	0.439	0.435	0.415	0.430	0.437	
		Stride efficiency (%)	50.04	53.29	47.18	47.03	48.09	51.07	53.64	55.00	50.81	50.09	52.56	50.36	
		Stride count	35.34	34.25	36.40	36.46	36.05	34.98	34.14	33.71	35.07	35.32	34.48	458.00	



Note: Horizontal distance axis grid lines are 200m furlongs.

## Disclaimer.

HRNZ and NZMTC and Thoroughbred Ratings Pty Ltd accepts no responsibility for the completeness or accuracy of any of the information contained herein, and makes no representations about its suitability for any particular purpose. Users should make their own judgements about those matters and/or seek independent advice. You assume all risks associated with use of the data provided on this page.



# Race Results



November 29, 2019, Race 3, JOINERY SCENE LTD PACE, Distance 2600m, Addington - Survey 3200m

Result	TAB no.	Horse (Barrier)	2600 to	2400m to
7th	9	<b>Star Watch (10)</b>	<b>2400m</b>	<b>2200m</b>
		Position in running (margin)	-	11(20.8)
		Sectional time (s)	19.40	13.99
		Cumulative time (s)	200.31	180.91
		Speed (m/s)	10.31	14.30
		Stride length (m)	5.22	6.50
		Stride duration (s)	0.467	0.454
		Stride efficiency (%)	42.53	65.97
		Stride count	38.34	30.78

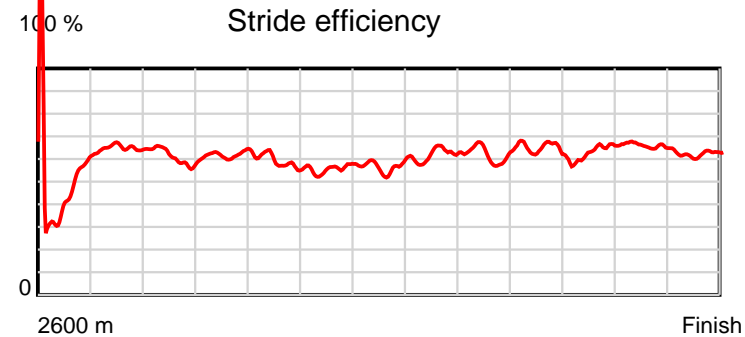
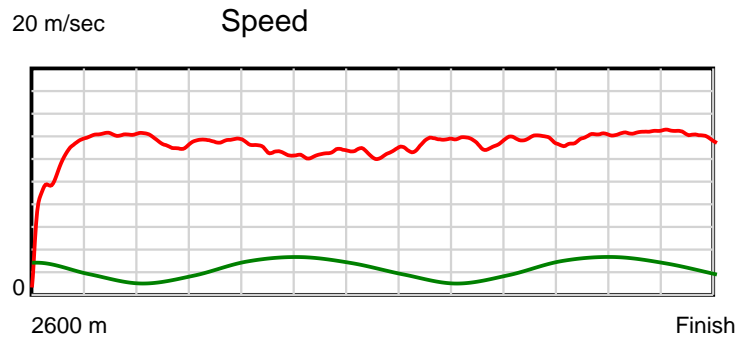
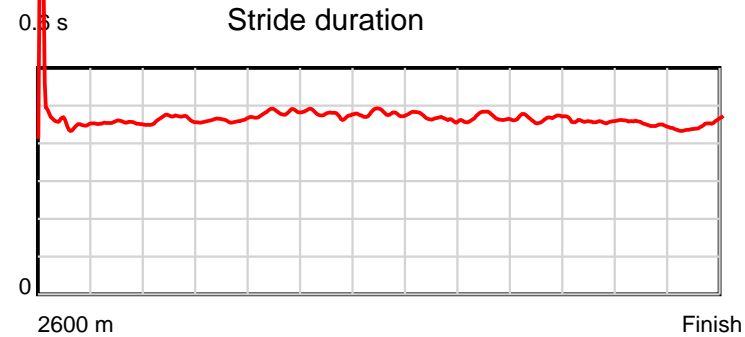
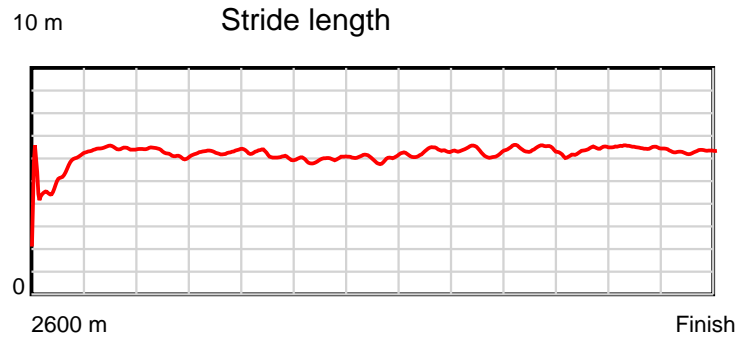
#### Disclaimer.

HRNZ and NZMTC and Thoroughbred Ratings Pty Ltd accepts no responsibility for the completeness or accuracy of any of the information contained herein, and makes no representations about its suitability for any particular purpose. Users should make their own judgements about those matters and/or seek independent advice. You assume all risks associated with use of the data provided on this page.

# Race Results

November 29, 2019, Race 3, JOINERY SCENE LTD PACE, Distance 2600m, Addington - Survey 3200m

Result	TAB no.	Horse (Barrier)	2200m to	2000m to	1800m to	1600m to	1400m to	1200m to	1000m to	800m to	600m to	400m to	200m to	Total or	Margin
7th	9	<b>Star Watch (10)</b>	<b>2000m</b>	<b>1800m</b>	<b>1600m</b>	<b>1400m</b>	<b>1200m</b>	<b>1000m</b>	<b>800m</b>	<b>600m</b>	<b>400m</b>	<b>200m</b>	<b>WP</b>	<b>Average</b>	
		Position in running (margin)	11(20.3)	11(14.6)	11(12.2)	12(13.8)	13(13.7)	13(12.0)	11(10.0)	12(11.3)	12(10.9)	12(10.5)	11(8.3)		7.50
		Sectional time (s)	14.79	14.78	16.40	16.44	16.05	14.95	15.23	14.73	15.15	14.10	14.30		
		Cumulative time (s)	166.92	152.13	137.35	120.95	104.51	88.46	73.51	58.28	43.55	28.40	14.30	3:20.31	
		Speed (m/s)	13.52	13.53	12.20	12.17	12.46	13.38	13.13	13.58	13.20	14.18	13.99	12.98	
		Stride length (m)	6.29	6.23	5.87	5.81	5.97	6.26	6.14	6.35	6.04	6.38	6.30	6.09	
		Stride duration (s)	0.465	0.461	0.481	0.478	0.479	0.468	0.468	0.468	0.457	0.450	0.450	0.469	
		Stride efficiency (%)	61.74	60.69	53.87	52.80	55.61	61.23	59.00	63.10	56.95	63.64	62.00	57.88	
		Stride count	31.82	32.09	34.06	34.41	33.53	31.95	32.55	31.47	33.13	31.34	31.75	427.22	



Note: Horizontal distance axis grid lines are 200m furlongs.

#### Disclaimer.

HRNZ and NZMTC and Thoroughbred Ratings Pty Ltd accepts no responsibility for the completeness or accuracy of any of the information contained herein, and makes no representations about its suitability for any particular purpose. Users should make their own judgements about those matters and/or seek independent advice. You assume all risks associated with use of the data provided on this page.



# Race Results



November 29, 2019, Race 3, JOINERY SCENE LTD PACE, Distance 2600m, Addington - Survey 3200m

Result	TAB no.	Horse (Barrier)	2600 to	2400m to
8th	8	Been To Jenny'... (9)	2400m	2200m
		Position in running (margin)	-	2(0.1)
		Sectional time (s)	15.75	14.52
		Cumulative time (s)	200.45	184.70
		Speed (m/s)	12.70	13.77
		Stride length (m)	5.34	6.10
		Stride duration (s)	0.422	0.442
		Stride efficiency (%)	44.64	58.05
		Stride count	37.42	32.81

#### Disclaimer.

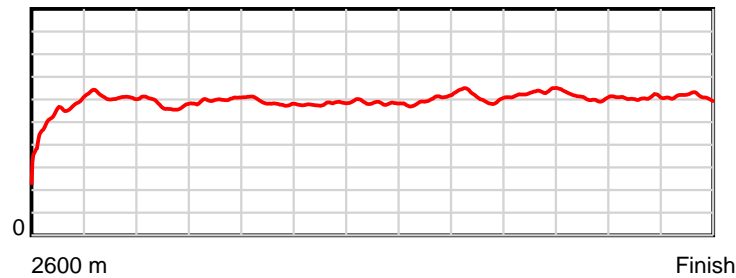
HRNZ and NZMTC and Thoroughbred Ratings Pty Ltd accepts no responsibility for the completeness or accuracy of any of the information contained herein, and makes no representations about its suitability for any particular purpose. Users should make their own judgements about those matters and/or seek independent advice. You assume all risks associated with use of the data provided on this page.

# Race Results

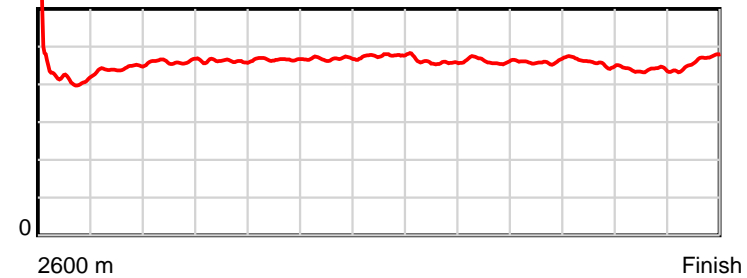
November 29, 2019, Race 3, JOINERY SCENE LTD PACE, Distance 2600m, Addington - Survey 3200m

Result	TAB no.	Horse (Barrier)	2200m to	2000m to	1800m to	1600m to	1400m to	1200m to	1000m to	800m to	600m to	400m to	200m to	Total or	Margin
8th	8	Been To Jenny'... (9)	2000m	1800m	1600m	1400m	1200m	1000m	800m	600m	400m	200m	WP	Average	
		Position in running (margin)	2(2.7)	2(2.8)	4(4.4)	4(4.5)	4(4.2)	4(3.7)	5(4.1)	5(4.1)	5(3.5)	6(3.6)	6(5.3)		8.30
		Sectional time (s)	15.76	15.45	16.16	16.42	16.25	15.35	15.02	14.68	15.25	14.73	15.11		
		Cumulative time (s)	170.18	154.42	138.97	122.81	106.39	90.14	74.79	59.77	45.09	29.84	15.11	3:20.45	
		Speed (m/s)	12.69	12.94	12.38	12.18	12.31	13.03	13.32	13.62	13.11	13.58	13.24	12.97	
		Stride length (m)	5.85	5.97	5.77	5.70	5.86	5.99	6.15	6.26	6.01	5.96	6.11	5.92	
		Stride duration (s)	0.461	0.461	0.466	0.468	0.476	0.460	0.462	0.460	0.458	0.439	0.462	0.456	
		Stride efficiency (%)	53.48	55.72	51.99	50.70	53.68	56.06	59.19	61.24	56.43	55.45	58.32	54.75	
		Stride count	34.19	33.49	34.67	35.11	34.12	33.39	32.50	31.95	33.28	33.57	32.74	439.24	

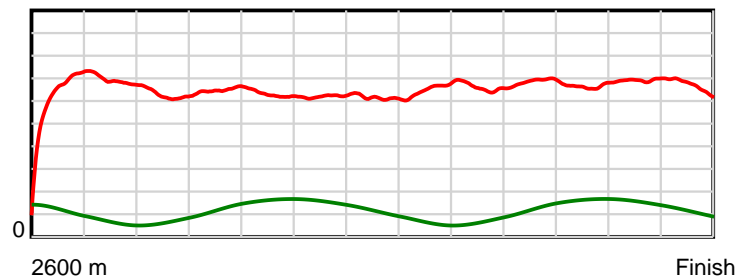
10 m Stride length



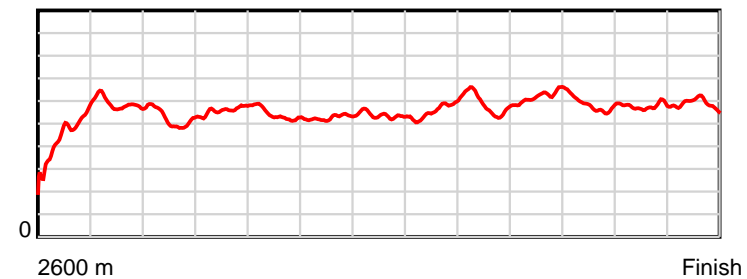
0.5 s Stride duration



20 m/sec Speed



100 % Stride efficiency



Note: Horizontal distance axis grid lines are 200m furlongs.

**Disclaimer.**

HRNZ and NZMTC and Thoroughbred Ratings Pty Ltd accepts no responsibility for the completeness or accuracy of any of the information contained herein, and makes no representations about its suitability for any particular purpose. Users should make their own judgements about those matters and/or seek independent advice. You assume all risks associated with use of the data provided on this page.



# Race Results



November 29, 2019, Race 3, JOINERY SCENE LTD PACE, Distance 2600m, Addington - Survey 3200m

Result	TAB no.	Horse (Barrier)	2600 to	2400m to
9th	3	<b>Spanna (4)</b>	<b>2400m</b>	<b>2200m</b>
		Position in running (margin)	-	3(2.3)
		Sectional time (s)	16.20	14.49
		Cumulative time (s)	200.91	184.71
		Speed (m/s)	12.34	13.80
		Stride length (m)	5.37	6.01
		Stride duration (s)	0.422	0.435
		Stride efficiency (%)	45.07	56.43
		Stride count	37.24	33.28

#### Disclaimer.

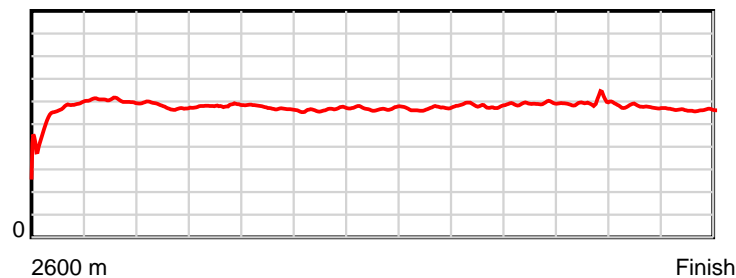
HRNZ and NZMTC and Thoroughbred Ratings Pty Ltd accepts no responsibility for the completeness or accuracy of any of the information contained herein, and makes no representations about its suitability for any particular purpose. Users should make their own judgements about those matters and/or seek independent advice. You assume all risks associated with use of the data provided on this page.

# Race Results

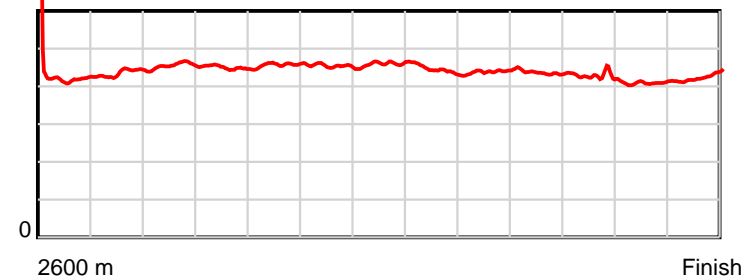
November 29, 2019, Race 3, JOINERY SCENE LTD PACE, Distance 2600m, Addington - Survey 3200m

Result	TAB no.	Horse (Barrier)	2200m to	2000m to	1800m to	1600m to	1400m to	1200m to	1000m to	800m to	600m to	400m to	200m to	Total or	Margin
9th	3	Spanna (4)	2000m	1800m	1600m	1400m	1200m	1000m	800m	600m	400m	200m	WP	Average	
		Position in running (margin)	3(4.8)	4(4.8)	6(6.5)	5(6.8)	6(6.4)	7(5.9)	8(7.2)	7(6.5)	7(6.1)	7(4.1)	9(6.8)		10.90
		Sectional time (s)	15.75	15.46	16.19	16.40	16.25	15.50	14.90	14.72	14.89	14.90	15.26		
		Cumulative time (s)	170.22	154.47	139.01	122.82	106.42	90.17	74.67	59.77	45.05	30.16	15.26	3:20.91	
		Speed (m/s)	12.70	12.94	12.35	12.20	12.31	12.90	13.42	13.59	13.43	13.42	13.11	12.94	
		Stride length (m)	5.77	5.82	5.64	5.54	5.65	5.75	5.88	5.93	5.74	5.49	5.58	5.70	
		Stride duration (s)	0.455	0.450	0.457	0.454	0.459	0.446	0.438	0.437	0.427	0.409	0.426	0.441	
		Stride efficiency (%)	52.10	52.95	49.77	48.01	49.94	51.63	54.03	55.04	51.48	47.05	48.65	50.79	
		Stride count	34.64	34.36	35.44	36.08	35.38	34.79	34.01	33.70	34.85	36.45	35.84	456.06	

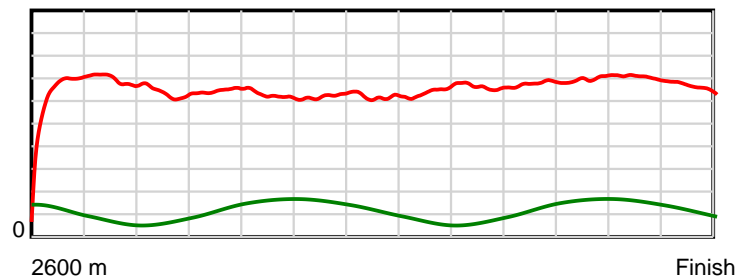
10 m Stride length



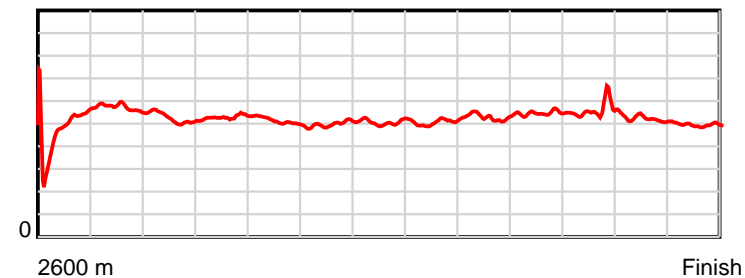
0.5 s Stride duration



20 m/sec Speed



100 % Stride efficiency



Note: Horizontal distance axis grid lines are 200m furlongs.

## Disclaimer.

HRNZ and NZMTC and Thoroughbred Ratings Pty Ltd accepts no responsibility for the completeness or accuracy of any of the information contained herein, and makes no representations about its suitability for any particular purpose. Users should make their own judgements about those matters and/or seek independent advice. You assume all risks associated with use of the data provided on this page.



# Race Results



November 29, 2019, Race 3, JOINERY SCENE LTD PACE, Distance 2600m, Addington - Survey 3200m

Result	TAB no.	Horse (Barrier)	2600 to	2400m to
10th	6	Beauty Barry (7)	2400m	2200m
		Position in running (margin)	-	8(10.2)
		Sectional time (s)	17.50	14.52
		Cumulative time (s)	201.81	184.31
		Speed (m/s)	11.43	13.77
		Stride length (m)	5.49	6.21
		Stride duration (s)	0.465	0.451
		Stride efficiency (%)	47.12	60.29
		Stride count	36.42	32.20

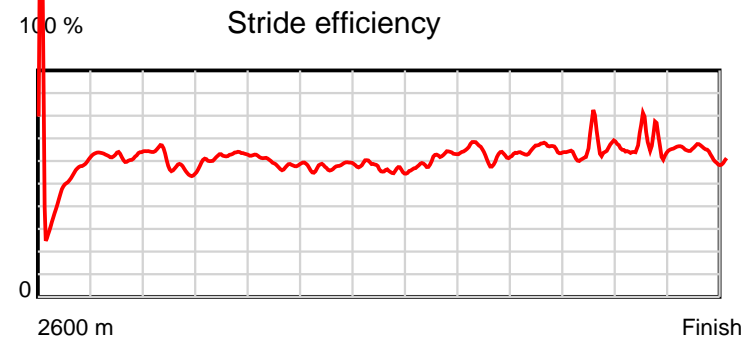
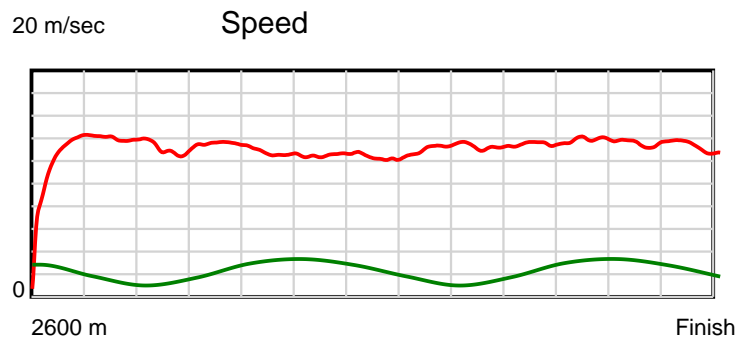
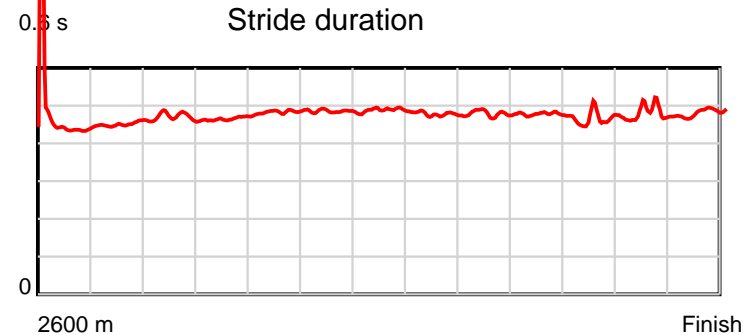
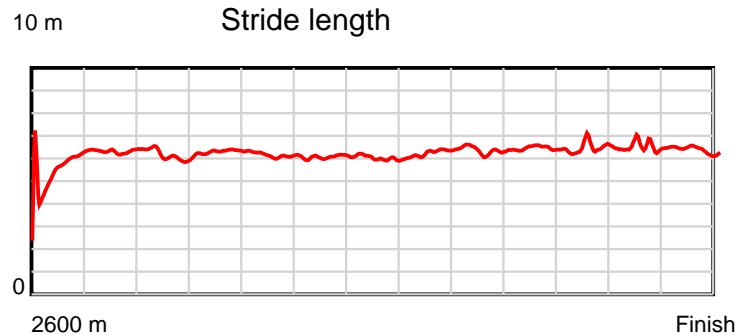
## Disclaimer.

HRNZ and NZMTC and Thoroughbred Ratings Pty Ltd accepts no responsibility for the completeness or accuracy of any of the information contained herein, and makes no representations about its suitability for any particular purpose. Users should make their own judgements about those matters and/or seek independent advice. You assume all risks associated with use of the data provided on this page.

# Race Results

November 29, 2019, Race 3, JOINERY SCENE LTD PACE, Distance 2600m, Addington - Survey 3200m

Result	TAB no.	Horse (Barrier)	2200m to	2000m to	1800m to	1600m to	1400m to	1200m to	1000m to	800m to	600m to	400m to	200m to	Total or	Margin
10th	6	Beauty Barry (7)	2000m	1800m	1600m	1400m	1200m	1000m	800m	600m	400m	200m	WP	Average	
		Position in running (margin)	9(12.8)	9(11.0)	8(8.1)	7(7.7)	7(7.1)	8(6.5)	7(6.7)	8(6.8)	8(6.6)	9(5.4)	12(12.1)		15.90
		Sectional time (s)	15.45	14.69	16.07	16.36	16.23	15.33	15.03	14.76	15.02	15.57	15.28		
		Cumulative time (s)	169.79	154.34	139.65	123.58	107.22	90.99	75.66	60.63	45.87	30.85	15.28	3:21.81	
		Speed (m/s)	12.94	13.61	12.45	12.22	12.32	13.05	13.31	13.55	13.32	12.85	13.09	12.88	
		Stride length (m)	6.09	6.33	6.01	5.93	6.01	6.23	6.36	6.47	6.17	6.08	6.33	6.12	
		Stride duration (s)	0.470	0.465	0.483	0.485	0.488	0.477	0.478	0.478	0.464	0.473	0.483	0.475	
		Stride efficiency (%)	57.90	62.62	56.54	54.92	56.53	60.58	63.27	65.46	59.55	57.75	62.53	58.57	
		Stride count	32.86	31.59	33.25	33.73	33.25	32.12	31.43	30.90	32.40	32.90	31.62	424.67	



Note: Horizontal distance axis grid lines are 200m furlongs.

#### Disclaimer.

HRNZ and NZMTC and Thoroughbred Ratings Pty Ltd accepts no responsibility for the completeness or accuracy of any of the information contained herein, and makes no representations about its suitability for any particular purpose. Users should make their own judgements about those matters and/or seek independent advice. You assume all risks associated with use of the data provided on this page.



# Race Results



November 29, 2019, Race 3, JOINERY SCENE LTD PACE, Distance 2600m, Addington - Survey 3200m

Result	TAB no.	Horse (Barrier)	2600 to	2400m to
11th	15	<b>Glenledi Bandi... (1)</b>	<b>2400m</b>	<b>2200m</b>
		Position in running (margin)	-	10(13.5)
		Sectional time (s)	18.00	14.48
		Cumulative time (s)	201.82	183.82
		Speed (m/s)	11.11	13.81
		Stride length (m)	5.40	6.17
		Stride duration (s)	0.433	0.447
		Stride efficiency (%)	45.56	59.48
		Stride count	37.04	32.42

#### Disclaimer.

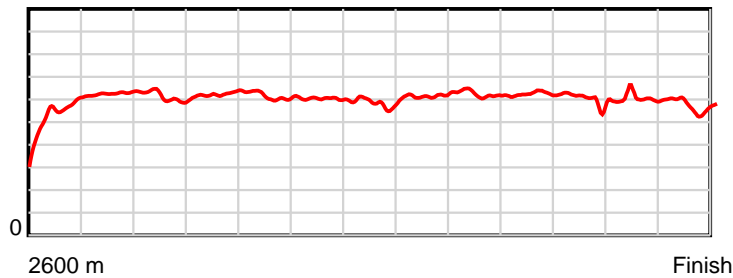
HRNZ and NZMTC and Thoroughbred Ratings Pty Ltd accepts no responsibility for the completeness or accuracy of any of the information contained herein, and makes no representations about its suitability for any particular purpose. Users should make their own judgements about those matters and/or seek independent advice. You assume all risks associated with use of the data provided on this page.

# Race Results

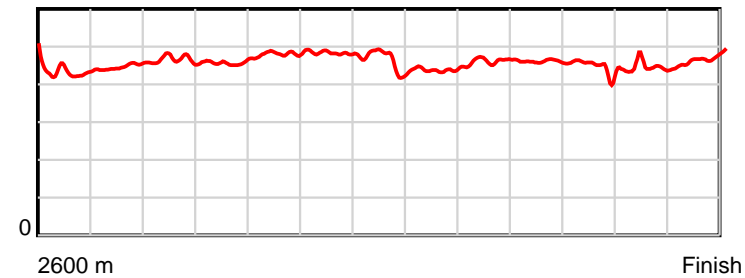
November 29, 2019, Race 3, JOINERY SCENE LTD PACE, Distance 2600m, Addington - Survey 3200m

Result	TAB no.	Horse (Barrier)	2200m to	2000m to	1800m to	1600m to	1400m to	1200m to	1000m to	800m to	600m to	400m to	200m to	Total or	Margin
11th	15	<b>Glenledi Bandi... (1)</b>	<b>2000m</b>	<b>1800m</b>	<b>1600m</b>	<b>1400m</b>	<b>1200m</b>	<b>1000m</b>	<b>800m</b>	<b>600m</b>	<b>400m</b>	<b>200m</b>	<b>WP</b>	<b>Average</b>	
		Position in running (margin)	10(15.9)	10(13.1)	10(10.5)	9(9.9)	9(8.9)	6(5.5)	2(1.4)	2(1.3)	2(1.2)	2(1.3)	5(5.2)		15.90
		Sectional time (s)	15.28	14.75	16.04	16.28	15.77	14.61	15.00	14.78	15.23	15.11	16.49		
		Cumulative time (s)	169.34	154.06	139.31	123.27	106.99	91.22	76.61	61.61	46.83	31.60	16.49	3:21.82	
		Speed (m/s)	13.09	13.56	12.47	12.29	12.68	13.69	13.33	13.53	13.13	13.24	12.13	12.88	
		Stride length (m)	6.09	6.22	5.99	5.93	5.86	6.01	6.17	6.22	5.84	5.86	5.70	5.95	
		Stride duration (s)	0.465	0.458	0.480	0.483	0.462	0.439	0.463	0.460	0.445	0.443	0.470	0.462	
		Stride efficiency (%)	57.92	60.36	56.07	55.01	53.66	56.49	59.49	60.50	53.33	53.73	50.83	55.33	
		Stride count	32.85	32.18	33.39	33.71	34.13	33.26	32.41	32.14	34.23	34.11	35.07	436.94	

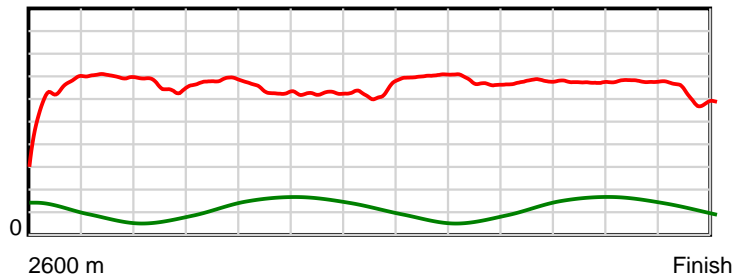
10 m Stride length



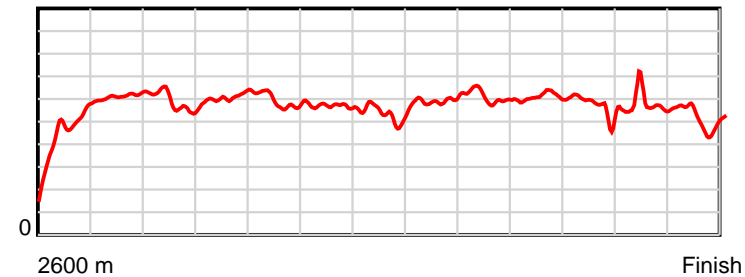
0.6 s Stride duration



20 m/sec Speed



100 % Stride efficiency



Note: Horizontal distance axis grid lines are 200m furlongs.

## Disclaimer.

HRNZ and NZMTC and Thoroughbred Ratings Pty Ltd accepts no responsibility for the completeness or accuracy of any of the information contained herein, and makes no representations about its suitability for any particular purpose. Users should make their own judgements about those matters and/or seek independent advice. You assume all risks associated with use of the data provided on this page.



# Race Results



November 29, 2019, Race 3, JOINERY SCENE LTD PACE, Distance 2600m, Addington - Survey 3200m

Result	TAB no.	Horse (Barrier)	2600 to	2400m to
12th	11	<b>Night Lights (11)</b>	<b>2400m</b>	<b>2200m</b>
		Position in running (margin)	-	13(22.2)
		Sectional time (s)	19.49	14.37
		Cumulative time (s)	201.92	182.43
		Speed (m/s)	10.26	13.92
		Stride length (m)	5.13	6.49
		Stride duration (s)	0.477	0.466
		Stride efficiency (%)	41.13	65.78
		Stride count	38.99	30.82

#### Disclaimer.

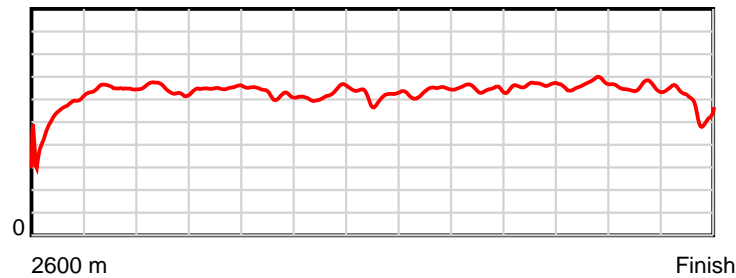
HRNZ and NZMTC and Thoroughbred Ratings Pty Ltd accepts no responsibility for the completeness or accuracy of any of the information contained herein, and makes no representations about its suitability for any particular purpose. Users should make their own judgements about those matters and/or seek independent advice. You assume all risks associated with use of the data provided on this page.

# Race Results

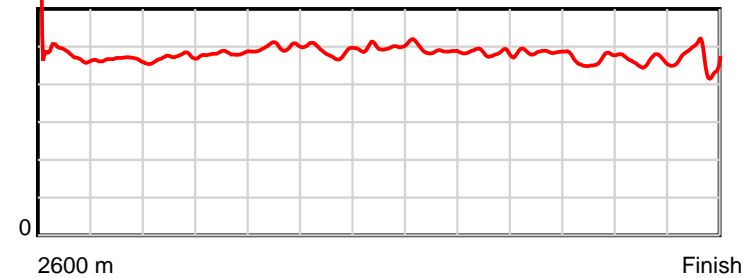
November 29, 2019, Race 3, JOINERY SCENE LTD PACE, Distance 2600m, Addington - Survey 3200m

Result	TAB no.	Horse (Barrier)	2200m to	2000m to	1800m to	1600m to	1400m to	1200m to	1000m to	800m to	600m to	400m to	200m to	Total or	Margin
12th	11	<b>Night Lights (11)</b>	<b>2000m</b>	<b>1800m</b>	<b>1600m</b>	<b>1400m</b>	<b>1200m</b>	<b>1000m</b>	<b>800m</b>	<b>600m</b>	<b>400m</b>	<b>200m</b>	<b>WP</b>	<b>Average</b>	
		Position in running (margin)	13(24.0)	13(16.6)	13(14.7)	13(14.8)	12(11.9)	12(11.4)	13(12.2)	13(11.9)	13(11.5)	10(5.7)	8(6.0)		16.50
		Sectional time (s)	14.52	14.86	16.16	15.98	16.25	15.44	14.95	14.72	14.25	14.51	16.42		
		Cumulative time (s)	168.06	153.54	138.68	122.52	106.54	90.29	74.85	59.90	45.18	30.93	16.42	3:21.92	
		Speed (m/s)	13.77	13.46	12.38	12.52	12.31	12.95	13.38	13.59	14.04	13.78	12.18	12.88	
		Stride length (m)	6.49	6.49	6.17	6.13	6.14	6.38	6.46	6.61	6.54	6.37	5.77	6.22	
		Stride duration (s)	0.471	0.482	0.499	0.489	0.499	0.492	0.483	0.486	0.466	0.462	0.474	0.483	
		Stride efficiency (%)	65.75	65.79	59.58	58.63	58.86	63.51	65.28	68.20	66.80	63.43	51.98	60.36	
		Stride count	30.83	30.82	32.39	32.65	32.59	31.37	30.94	30.27	30.59	31.39	34.68	418.33	

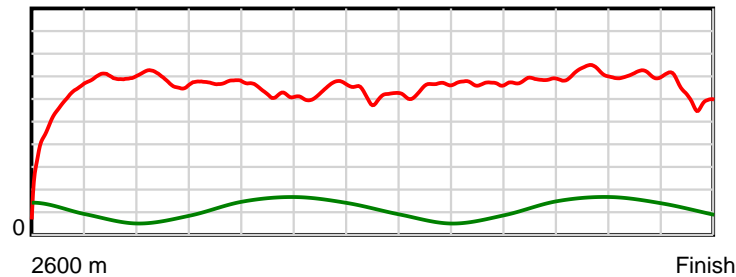
10 m Stride length



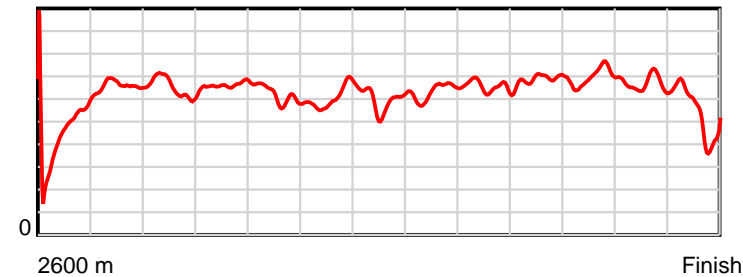
0.6 s Stride duration



20 m/sec Speed



100 % Stride efficiency



Note: Horizontal distance axis grid lines are 200m furlongs.

### Disclaimer.

HRNZ and NZMTC and Thoroughbred Ratings Pty Ltd accepts no responsibility for the completeness or accuracy of any of the information contained herein, and makes no representations about its suitability for any particular purpose. Users should make their own judgements about those matters and/or seek independent advice. You assume all risks associated with use of the data provided on this page.



# Race Results



November 29, 2019, Race 3, JOINERY SCENE LTD PACE, Distance 2600m, Addington - Survey 3200m

Result	TAB no.	Horse (Barrier)	2600 to	2400m to
13th	13	<b>Ringo's A Star (13)</b>	<b>2400m</b>	<b>2200m</b>
		Position in running (margin)	-	12(21.4)
		Sectional time (s)	19.28	13.99
		Cumulative time (s)	204.65	185.37
		Speed (m/s)	10.37	14.30
		Stride length (m)	5.01	6.21
		Stride duration (s)	0.437	0.434
		Stride efficiency (%)	39.23	60.23
		Stride count	39.92	32.21

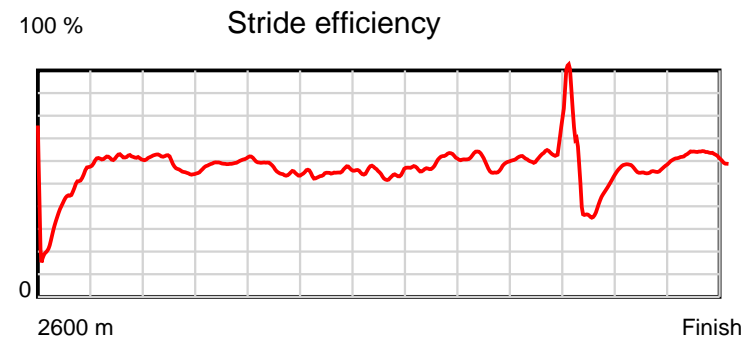
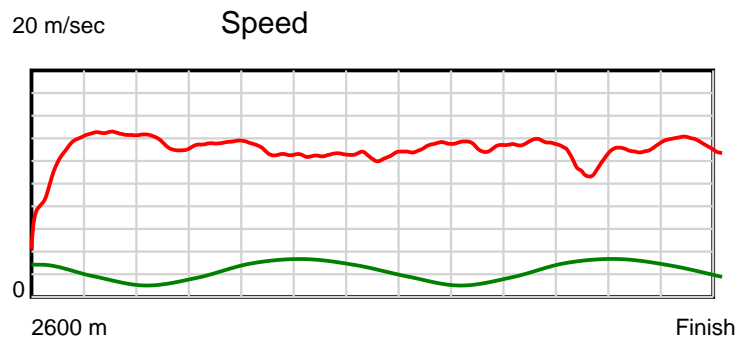
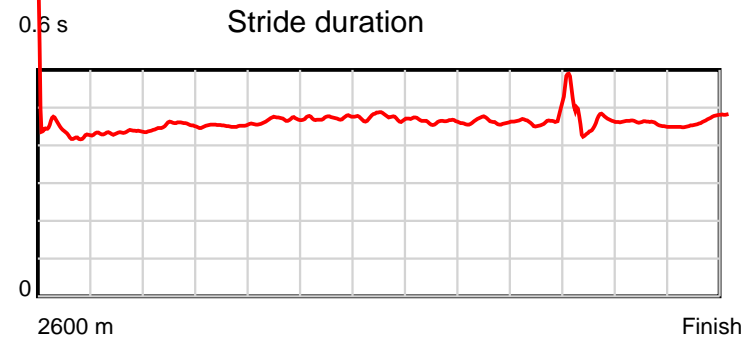
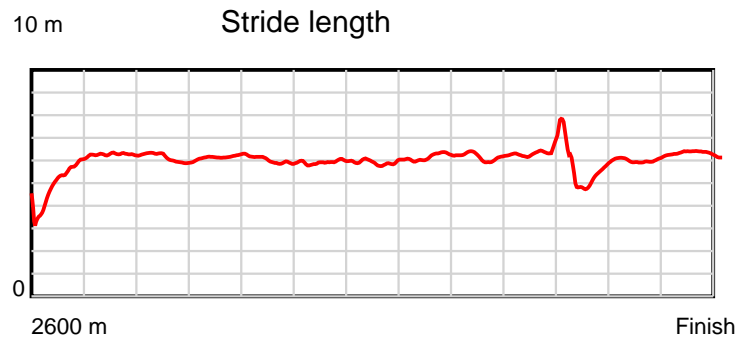
#### Disclaimer.

HRNZ and NZMTC and Thoroughbred Ratings Pty Ltd accepts no responsibility for the completeness or accuracy of any of the information contained herein, and makes no representations about its suitability for any particular purpose. Users should make their own judgements about those matters and/or seek independent advice. You assume all risks associated with use of the data provided on this page.

# Race Results

November 29, 2019, Race 3, JOINERY SCENE LTD PACE, Distance 2600m, Addington - Survey 3200m

Result	TAB no.	Horse (Barrier)	2200m to	2000m to	1800m to	1600m to	1400m to	1200m to	1000m to	800m to	600m to	400m to	200m to	Total or	Margin
13th	13	Ringo's A Star (13)	2000m	1800m	1600m	1400m	1200m	1000m	800m	600m	400m	200m	WP	Average	
		Position in running (margin)	12(20.9)	12(15.3)	12(12.4)	11(11.5)	11(11.4)	10(9.6)	9(8.6)	10(8.6)	10(8.6)	13(25.4)	13(31.6)		31.60
		Sectional time (s)	14.82	14.68	15.99	16.45	16.04	15.11	15.02	14.78	18.03	15.48	14.98		
		Cumulative time (s)	171.38	156.56	141.88	125.89	109.44	93.40	78.29	63.27	48.49	30.46	14.98	3:24.65	
		Speed (m/s)	13.50	13.62	12.51	12.16	12.47	13.24	13.32	13.53	11.09	12.92	13.35	12.70	
		Stride length (m)	6.10	6.16	5.84	5.76	5.91	6.13	6.17	6.43	5.02	5.91	6.25	5.88	
		Stride duration (s)	0.452	0.453	0.467	0.474	0.474	0.464	0.463	0.475	0.452	0.457	0.468	0.463	
		Stride efficiency (%)	58.23	59.37	53.30	51.87	54.55	58.80	59.42	64.53	39.34	54.49	60.95	54.05	
		Stride count	32.76	32.45	34.25	34.72	33.85	32.60	32.43	31.12	39.86	33.87	32.03	442.07	



Note: Horizontal distance axis grid lines are 200m furlongs.

#### Disclaimer.

HRNZ and NZMTC and Thoroughbred Ratings Pty Ltd accepts no responsibility for the completeness or accuracy of any of the information contained herein, and makes no representations about its suitability for any particular purpose. Users should make their own judgements about those matters and/or seek independent advice. You assume all risks associated with use of the data provided on this page.



# Race Results



November 29, 2019, Race 3, JOINERY SCENE LTD PACE, Distance 2600m, Addington - Survey 3200m

Result	TAB no.	Horse (Barrier)	2600 to	2400m to
14th	14	<b>Bossmaro (0)</b>	<b>2400m</b>	<b>2200m</b>
		Position in running (margin)	-	14(48.3)
		Sectional time (s)	23.90	15.36
		Cumulative time (s)	208.71	184.81
		Speed (m/s)	8.37	13.02
		Stride length (m)	5.00	6.94
		Stride duration (s)	0.526	0.533
		Stride efficiency (%)	39.00	75.37
		Stride count	40.03	28.80

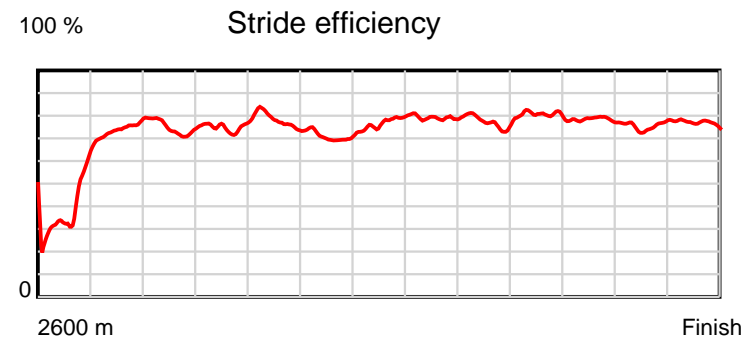
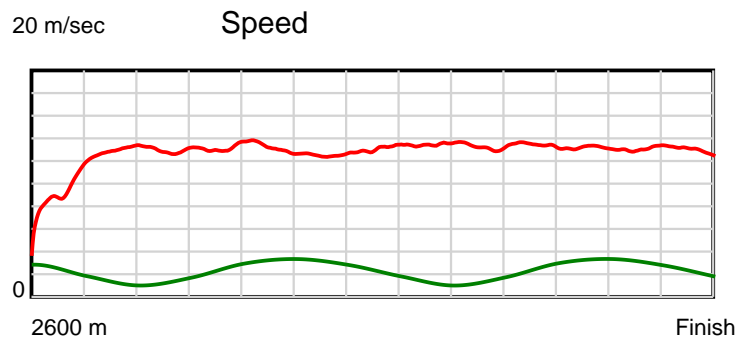
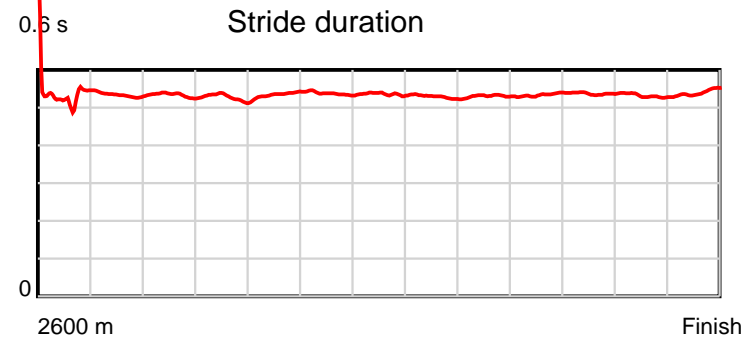
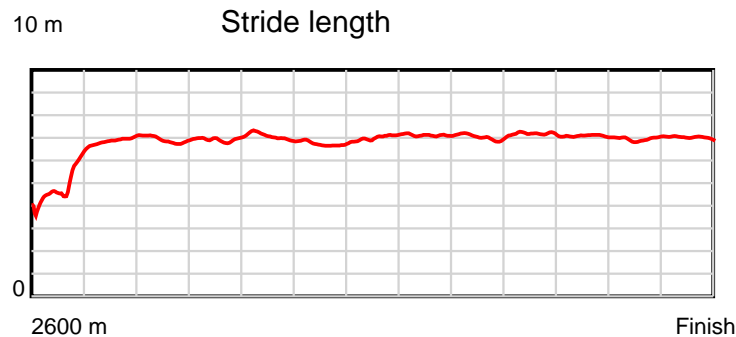
#### Disclaimer.

HRNZ and NZMTC and Thoroughbred Ratings Pty Ltd accepts no responsibility for the completeness or accuracy of any of the information contained herein, and makes no representations about its suitability for any particular purpose. Users should make their own judgements about those matters and/or seek independent advice. You assume all risks associated with use of the data provided on this page.

# Race Results

November 29, 2019, Race 3, JOINERY SCENE LTD PACE, Distance 2600m, Addington - Survey 3200m

Result	TAB no.	Horse (Barrier)	2200m to	2000m to	1800m to	1600m to	1400m to	1200m to	1000m to	800m to	600m to	400m to	200m to	Total or	Margin
14th	14	<b>Bossmaro (0)</b>	<b>2000m</b>	<b>1800m</b>	<b>1600m</b>	<b>1400m</b>	<b>1200m</b>	<b>1000m</b>	<b>800m</b>	<b>600m</b>	<b>400m</b>	<b>200m</b>	<b>WP</b>	<b>Average</b>	
		Position in running (margin)	14(56.0)	14(54.0)	14(54.4)	14(51.4)	14(49.6)	14(44.5)	14(41.9)	14(41.5)	14(43.2)	14(46.3)	14(53.2)		54.20
		Sectional time (s)	15.43	15.24	15.64	16.16	15.48	14.86	14.95	15.07	15.74	15.59	15.29		
		Cumulative time (s)	169.45	154.02	138.78	123.14	106.98	91.50	76.64	61.69	46.62	30.88	15.29	3:28.71	
		Speed (m/s)	12.96	13.12	12.79	12.38	12.92	13.46	13.38	13.27	12.71	12.83	13.08	12.46	
		Stride length (m)	6.91	6.92	6.85	6.65	6.92	7.11	7.10	7.08	6.82	6.81	7.09	6.73	
		Stride duration (s)	0.533	0.527	0.535	0.537	0.536	0.528	0.531	0.534	0.537	0.531	0.542	0.540	
		Stride efficiency (%)	74.68	74.78	73.26	69.08	74.86	79.06	78.82	78.44	72.79	72.51	78.59	70.81	
		Stride count	28.93	28.91	29.21	30.08	28.90	28.12	28.16	28.23	29.30	29.36	28.20	386.23	



Note: Horizontal distance axis grid lines are 200m furlongs.

#### Disclaimer.

HRNZ and NZMTC and Thoroughbred Ratings Pty Ltd accepts no responsibility for the completeness or accuracy of any of the information contained herein, and makes no representations about its suitability for any particular purpose. Users should make their own judgements about those matters and/or seek independent advice. You assume all risks associated with use of the data provided on this page.