



Race Results

NZ Metropolitan Trotting Club Inc, HRNZ, December 07, 2019

Compilation date: December 7, 2019, 6:52:40 PM (NZDT)

Copyright © 2019 HRNZ and NZMTC. All rights reserved.

Trademarks.

StrideMASTER is a registered trademark of Thoroughbred Ratings Pty Ltd.

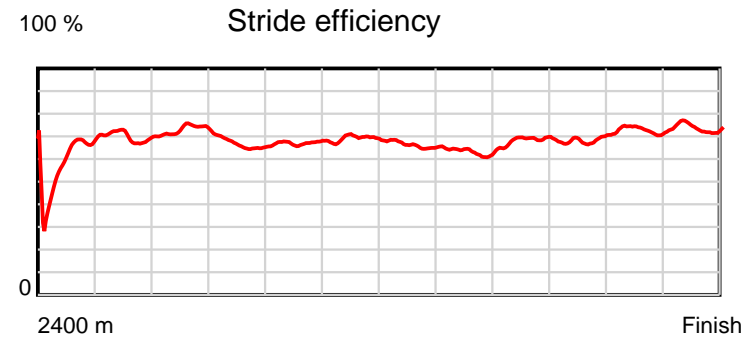
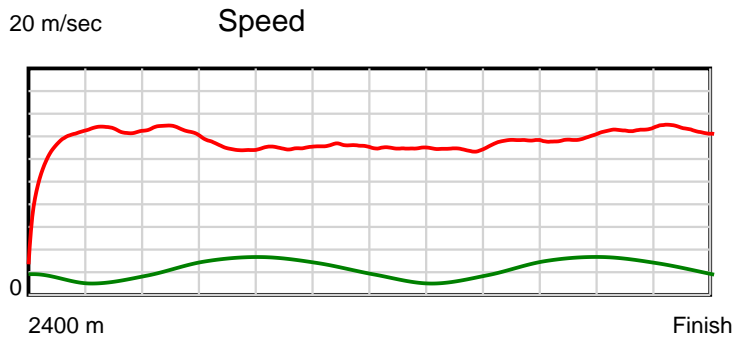
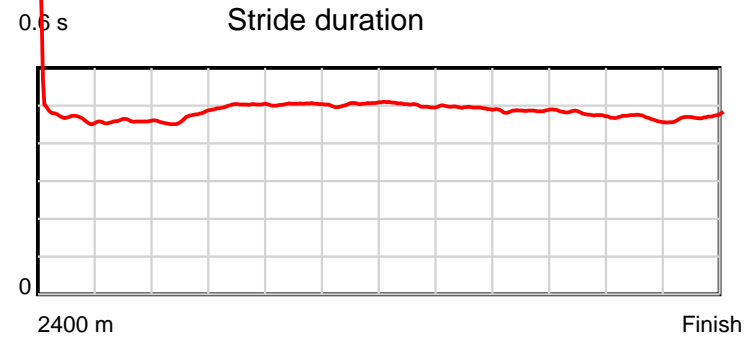
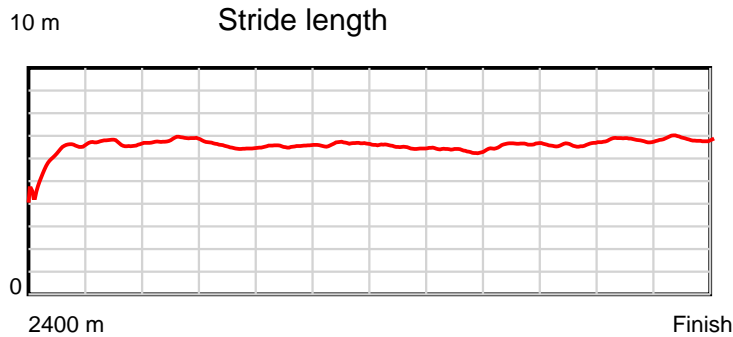
Disclaimer.

HRNZ and NZMTC and Thoroughbred Ratings Pty Ltd accepts no responsibility for the completeness or accuracy of any of the information contained herein, and makes no representations about its suitability for any particular purpose. Users should make their own judgements about those matters and/or seek independent advice. You assume all risks associated with use of the data provided on this page.

Race Results

December 07, 2019, Race 3, FAST10 HORSE RACING - 20 DECEMBER PACE, Distance 2400m, Addington - Survey 3200m

Result	TAB no.	Horse (Barrier)	2400 to	2200m to	2000m to	1800m to	1600m to	1400m to	1200m to	1000m to	800m to	600m to	400m to	200m to	Total or	Margin
1st	12	Rockroll Rod (1)	2200m	2000m	1800m	1600m	1400m	1200m	1000m	800m	600m	400m	200m	WP	Average	
		Position in running (margin)	-	7(8.8)	4(3.6)	1(0.0)	1(0.0)	1(0.0)	1(0.0)	1(0.0)	1(0.0)	1(0.0)	1(0.0)	1(0.0)		0.00
		Sectional time (s)	18.39	14.18	13.79	15.68	15.29	15.21	15.23	15.64	14.65	14.71	13.60	13.83		
		Cumulative time (s)	180.20	161.81	147.63	133.84	118.16	102.87	87.66	72.43	56.79	42.14	27.43	13.83	3:00.20	
		Speed (m/s)	10.88	14.10	14.50	12.76	13.08	13.15	13.13	12.79	13.65	13.60	14.71	14.46	13.32	
		Stride length (m)	5.81	6.47	6.82	6.40	6.59	6.63	6.58	6.32	6.63	6.49	6.87	6.83	6.52	
		Stride duration (s)	0.472	0.458	0.470	0.502	0.504	0.504	0.501	0.494	0.486	0.477	0.467	0.473	0.490	
		Stride efficiency (%)	52.70	65.37	72.64	63.95	67.94	68.71	67.76	62.42	68.69	65.82	73.67	73.00	66.53	
		Stride count	34.44	30.92	29.33	31.26	30.33	30.16	30.37	31.64	30.17	30.82	29.13	29.26	367.83	



Note: Horizontal distance axis grid lines are 200m furlongs.

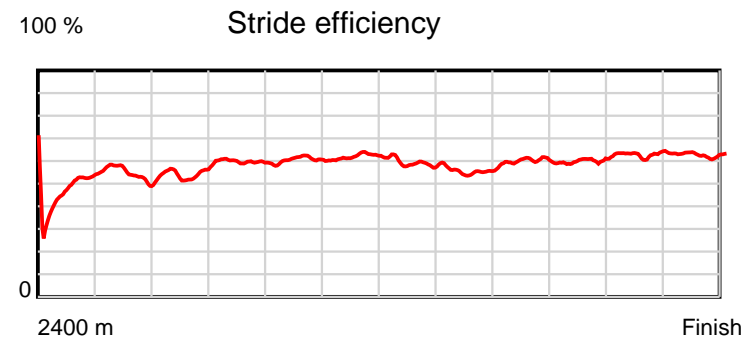
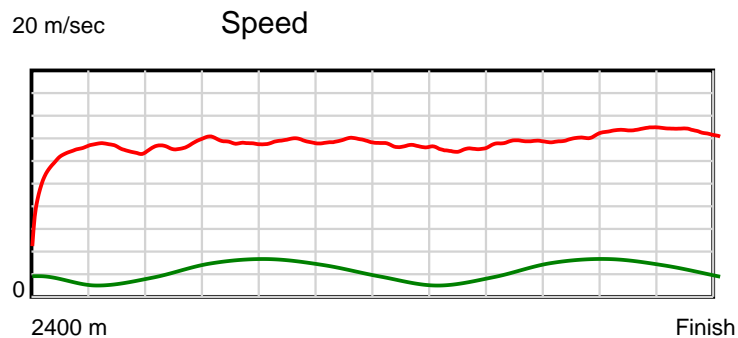
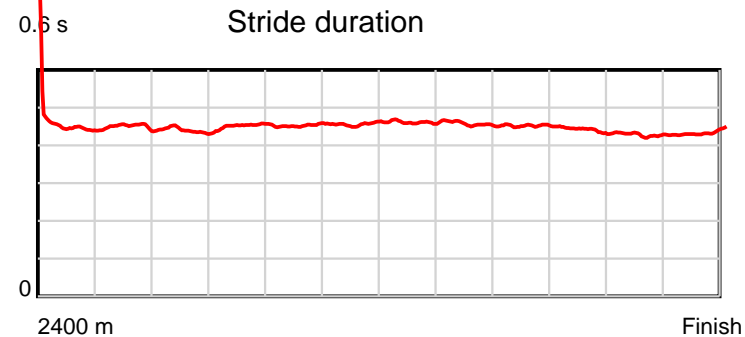
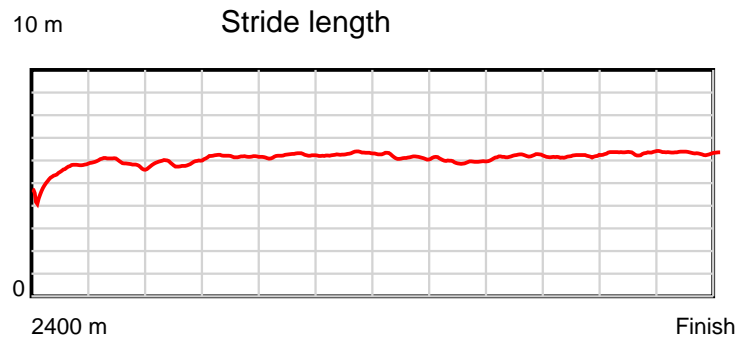
Disclaimer.

HRNZ and NZMTC and Thoroughbred Ratings Pty Ltd accepts no responsibility for the completeness or accuracy of any of the information contained herein, and makes no representations about its suitability for any particular purpose. Users should make their own judgements about those matters and/or seek independent advice. You assume all risks associated with use of the data provided on this page.

Race Results

December 07, 2019, Race 3, FAST10 HORSE RACING - 20 DECEMBER PACE, Distance 2400m, Addington - Survey 3200m

Result	TAB no.	Horse (Barrier)	2400 to	2200m to	2000m to	1800m to	1600m to	1400m to	1200m to	1000m to	800m to	600m to	400m to	200m to	Total or	Margin
2nd	11	Silk (0)	2200m	2000m	1800m	1600m	1400m	1200m	1000m	800m	600m	400m	200m	WP	Average	
		Position in running (margin)	-	11(11.7)	11(14.0)	9(17.1)	8(12.8)	6(9.7)	5(5.4)	4(4.1)	4(2.6)	4(2.3)	3(1.6)	4(3.2)		2.20
		Sectional time (s)	18.94	15.43	14.91	14.96	14.77	14.50	15.02	15.39	14.60	14.59	13.86	13.62		
		Cumulative time (s)	180.59	161.65	146.22	131.31	116.35	101.58	87.08	72.06	56.67	42.07	27.48	13.62	3:00.59	
		Speed (m/s)	10.56	12.96	13.41	13.37	13.54	13.79	13.32	13.00	13.70	13.71	14.43	14.68	13.29	
		Stride length (m)	5.36	5.83	5.90	6.05	6.12	6.30	6.15	5.93	6.19	6.03	6.17	6.39	6.02	
		Stride duration (s)	0.451	0.450	0.440	0.452	0.452	0.457	0.462	0.457	0.452	0.440	0.428	0.435	0.453	
		Stride efficiency (%)	44.95	53.13	54.39	57.13	58.59	61.98	59.08	55.03	59.80	56.88	59.55	63.77	56.71	
		Stride count	37.29	34.30	33.90	33.08	32.66	31.76	32.53	33.70	32.33	33.15	32.40	31.31	398.41	



Note: Horizontal distance axis grid lines are 200m furlongs.

Disclaimer.

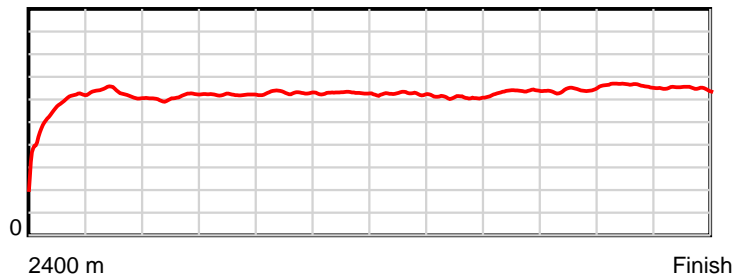
HRNZ and NZMTC and Thoroughbred Ratings Pty Ltd accepts no responsibility for the completeness or accuracy of any of the information contained herein, and makes no representations about its suitability for any particular purpose. Users should make their own judgements about those matters and/or seek independent advice. You assume all risks associated with use of the data provided on this page.

Race Results

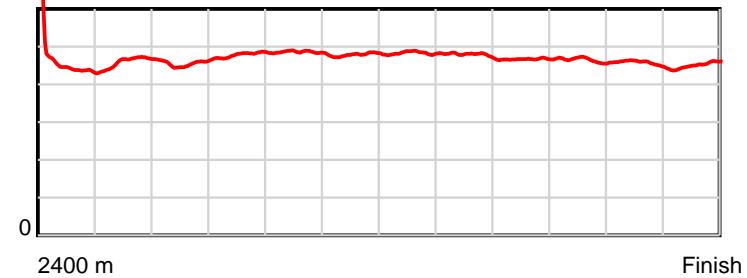
December 07, 2019, Race 3, FAST10 HORSE RACING - 20 DECEMBER PACE, Distance 2400m, Addington - Survey 3200m

Result	TAB no.	Horse (Barrier)	2400 to	2200m to	2000m to	1800m to	1600m to	1400m to	1200m to	1000m to	800m to	600m to	400m to	200m to	Total or	Margin
3rd	8	The Guild (9)	2200m	2000m	1800m	1600m	1400m	1200m	1000m	800m	600m	400m	200m	WP	Average	
		Position in running (margin)	-	2(1.4)	1(0.0)	2(2.6)	2(2.6)	2(3.0)	2(2.6)	3(2.2)	3(2.0)	4(2.0)	2(2.9)		3.00	
		Sectional time (s)	17.05	14.82	14.82	15.68	15.37	15.14	15.23	15.57	14.62	14.71	13.74	13.98		
		Cumulative time (s)	180.73	163.68	148.86	134.04	118.36	102.99	87.85	72.62	57.05	42.43	27.72	13.98	3:00.73	
		Speed (m/s)	11.73	13.50	13.50	12.76	13.01	13.21	13.13	12.85	13.68	13.60	14.56	14.31	13.28	
		Stride length (m)	5.34	6.23	6.15	6.11	6.32	6.32	6.34	6.14	6.39	6.31	6.63	6.47	6.21	
		Stride duration (s)	0.455	0.462	0.456	0.479	0.485	0.478	0.483	0.478	0.467	0.464	0.455	0.452	0.468	
		Stride efficiency (%)	44.58	60.74	59.08	58.30	62.35	62.44	62.82	58.87	63.74	62.25	68.64	65.32	60.30	
		Stride count	37.45	32.08	32.53	32.74	31.66	31.64	31.54	32.58	31.32	31.69	30.18	30.93	386.34	

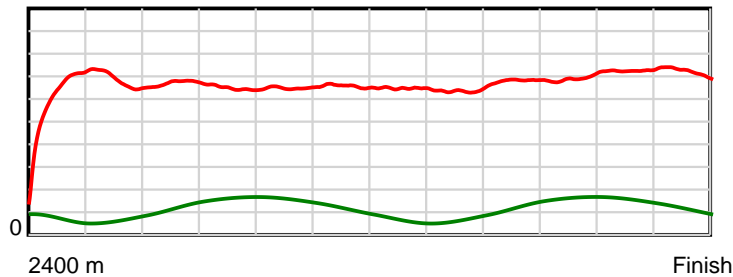
10 m Stride length



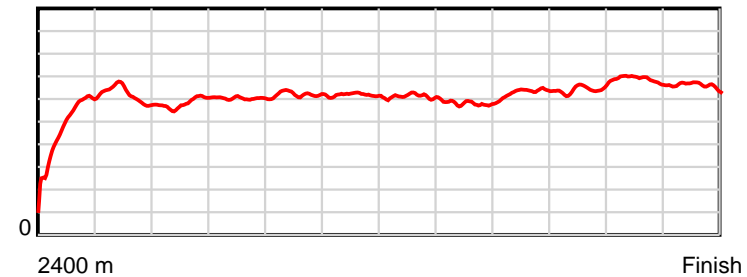
0.5 s Stride duration



20 m/sec Speed



100 % Stride efficiency



Note: Horizontal distance axis grid lines are 200m furlongs.

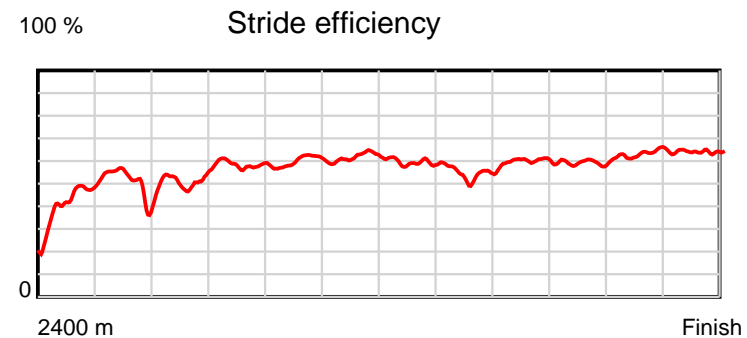
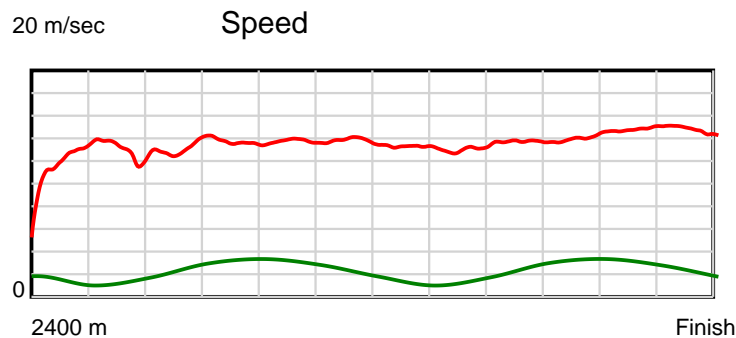
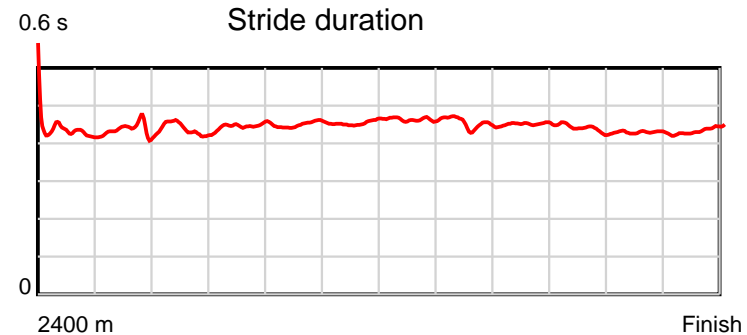
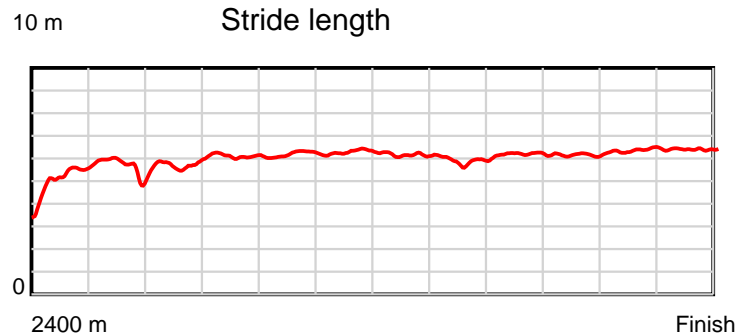
Disclaimer.

HRNZ and NZMTC and Thoroughbred Ratings Pty Ltd accepts no responsibility for the completeness or accuracy of any of the information contained herein, and makes no representations about its suitability for any particular purpose. Users should make their own judgements about those matters and/or seek independent advice. You assume all risks associated with use of the data provided on this page.

Race Results

December 07, 2019, Race 3, FAST10 HORSE RACING - 20 DECEMBER PACE, Distance 2400m, Addington - Survey 3200m

Result	TAB no.	Horse (Barrier)	2400 to	2200m to	2000m to	1800m to	1600m to	1400m to	1200m to	1000m to	800m to	600m to	400m to	200m to	Total or	Margin
4th	10	Amore Lancome (11)	2200m	2000m	1800m	1600m	1400m	1200m	1000m	800m	600m	400m	200m	WP	Average	
		Position in running (margin)	-	10(11.7)	10(14.0)	10(19.4)	10(14.9)	8(12.1)	7(7.6)	7(6.7)	6(4.7)	6(4.1)	6(3.7)	5(5.3)		3.20
		Sectional time (s)	18.74	15.43	15.30	14.92	14.83	14.47	15.07	15.31	14.56	14.64	13.86	13.64		
		Cumulative time (s)	180.77	162.03	146.60	131.30	116.38	101.55	87.08	72.01	56.70	42.14	27.50	13.64	3:00.77	
		Speed (m/s)	10.67	12.96	13.07	13.40	13.49	13.82	13.27	13.06	13.74	13.66	14.43	14.66	13.28	
		Stride length (m)	5.12	5.65	5.72	5.99	6.07	6.28	6.15	5.92	6.20	6.00	6.19	6.39	5.95	
		Stride duration (s)	0.432	0.436	0.437	0.447	0.450	0.454	0.464	0.453	0.451	0.439	0.429	0.436	0.448	
		Stride efficiency (%)	41.04	49.92	51.05	56.03	57.50	61.65	59.15	54.74	60.03	56.27	59.78	63.90	55.39	
		Stride count	39.02	35.39	34.99	33.40	32.97	31.84	32.51	33.79	32.27	33.33	32.34	31.28	403.13	



Note: Horizontal distance axis grid lines are 200m furlongs.

Disclaimer.

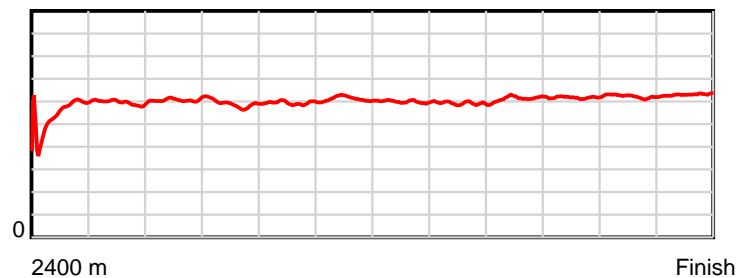
HRNZ and NZMTC and Thoroughbred Ratings Pty Ltd accepts no responsibility for the completeness or accuracy of any of the information contained herein, and makes no representations about its suitability for any particular purpose. Users should make their own judgements about those matters and/or seek independent advice. You assume all risks associated with use of the data provided on this page.

Race Results

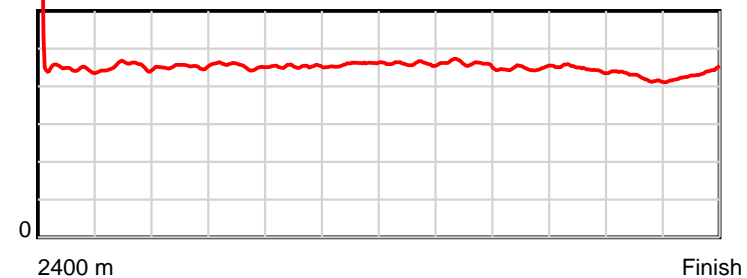
December 07, 2019, Race 3, FAST10 HORSE RACING - 20 DECEMBER PACE, Distance 2400m, Addington - Survey 3200m

Result	TAB no.	Horse (Barrier)	2400 to	2200m to	2000m to	1800m to	1600m to	1400m to	1200m to	1000m to	800m to	600m to	400m to	200m to	Total or	Margin
5th	2	Tombelina (3)	2200m	2000m	1800m	1600m	1400m	1200m	1000m	800m	600m	400m	200m	WP	Average	
		Position in running (margin)	-	3(2.2)	3(3.1)	4(6.7)	4(6.5)	4(6.9)	6(6.2)	6(6.3)	7(5.7)	8(5.5)	8(5.6)	7(7.1)		6.30
		Sectional time (s)	17.22	15.19	14.99	15.64	15.36	15.09	15.24	15.55	14.62	14.73	13.85	13.85		
		Cumulative time (s)	181.33	164.11	148.92	133.93	118.29	102.93	87.84	72.60	57.05	42.43	27.70	13.85	3:01.33	
		Speed (m/s)	11.61	13.17	13.34	12.79	13.02	13.25	13.12	12.86	13.68	13.58	14.44	14.44	13.24	
		Stride length (m)	5.34	5.96	6.03	5.80	5.89	6.08	6.03	5.92	6.13	6.06	6.13	6.26	5.96	
		Stride duration (s)	0.450	0.453	0.452	0.454	0.453	0.459	0.460	0.460	0.448	0.446	0.425	0.434	0.450	
		Stride efficiency (%)	44.51	55.60	56.85	52.65	54.26	57.80	56.90	54.83	58.73	57.43	58.71	61.23	55.55	
		Stride count	37.48	33.53	33.16	34.46	33.94	32.88	33.15	33.76	32.62	32.99	32.63	31.95	402.55	

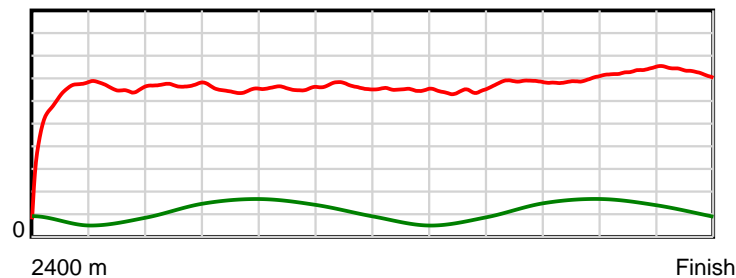
10 m Stride length



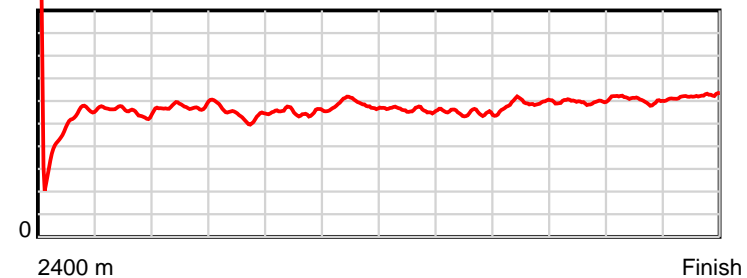
0.6 s Stride duration



20 m/sec Speed



100 % Stride efficiency



Note: Horizontal distance axis grid lines are 200m furlongs.

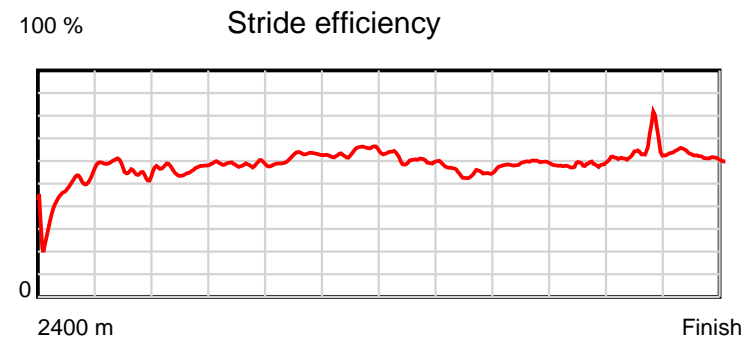
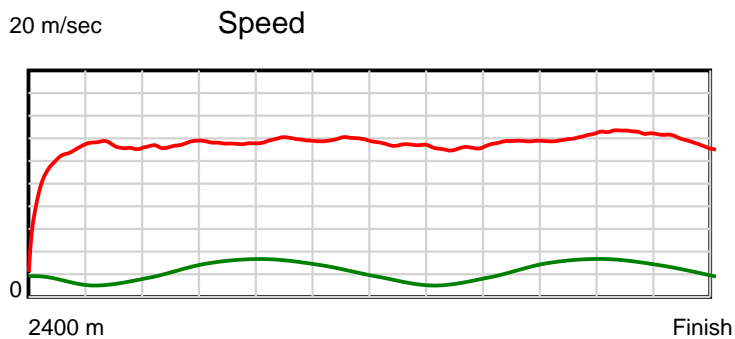
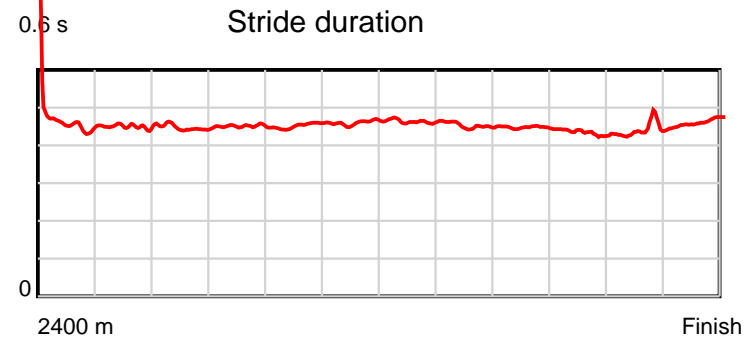
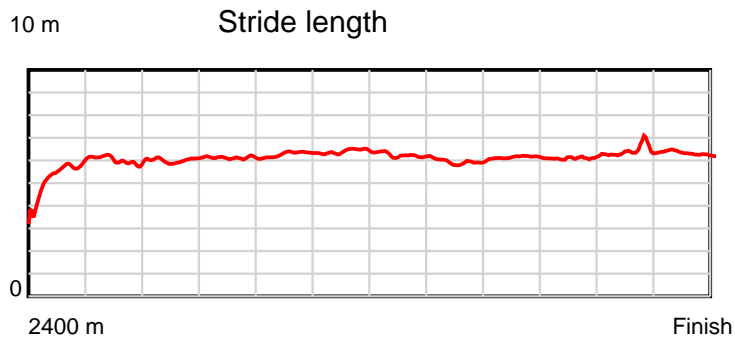
Disclaimer.

HRNZ and NZMTC and Thoroughbred Ratings Pty Ltd accepts no responsibility for the completeness or accuracy of any of the information contained herein, and makes no representations about its suitability for any particular purpose. Users should make their own judgements about those matters and/or seek independent advice. You assume all risks associated with use of the data provided on this page.

Race Results

December 07, 2019, Race 3, FAST10 HORSE RACING - 20 DECEMBER PACE, Distance 2400m, Addington - Survey 3200m

Result	TAB no.	Horse (Barrier)	2400 to	2200m to	2000m to	1800m to	1600m to	1400m to	1200m to	1000m to	800m to	600m to	400m to	200m to	Total or	Margin
6th	5	Ghostwriter (6)	2200m	2000m	1800m	1600m	1400m	1200m	1000m	800m	600m	400m	200m	WP	Average	
		Position in running (margin)	-	9(10.1)	8(11.1)	7(13.9)	6(10.9)	5(8.3)	3(3.9)	3(2.7)	2(0.7)	2(0.5)	2(0.2)	3(3.2)	7.10	
		Sectional time (s)	18.51	15.20	14.86	15.18	14.85	14.49	15.03	15.31	14.62	14.66	14.10	14.67		
		Cumulative time (s)	181.48	162.97	147.77	132.91	117.73	102.88	88.39	73.36	58.05	43.43	28.77	14.67	3:01.48	
		Speed (m/s)	10.80	13.16	13.46	13.18	13.47	13.80	13.31	13.06	13.68	13.64	14.18	13.63	13.22	
		Stride length (m)	5.23	5.92	6.00	5.94	6.10	6.35	6.16	5.90	6.12	5.90	6.23	6.32	6.00	
		Stride duration (s)	0.461	0.450	0.446	0.451	0.453	0.460	0.463	0.451	0.447	0.433	0.439	0.464	0.454	
		Stride efficiency (%)	42.71	54.84	56.28	55.18	58.15	63.07	59.38	54.33	58.44	54.48	60.61	62.50	56.27	
		Stride count	38.26	33.76	33.33	33.66	32.79	31.48	32.45	33.92	32.70	33.87	32.11	31.62	399.95	



Note: Horizontal distance axis grid lines are 200m furlongs.

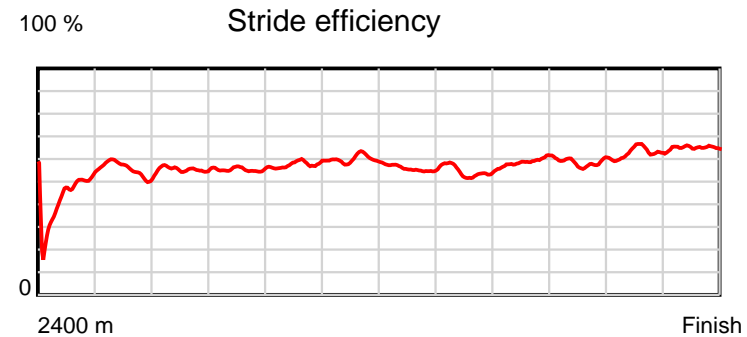
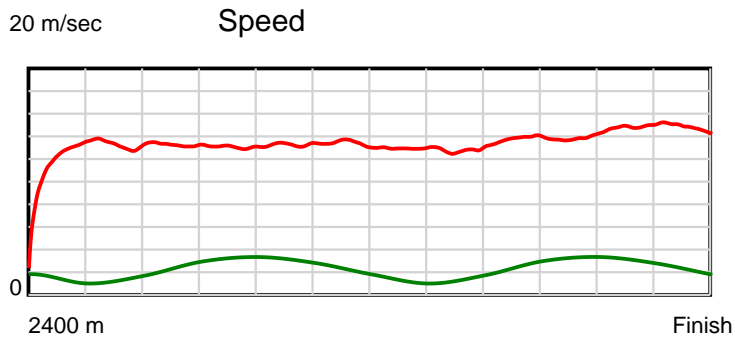
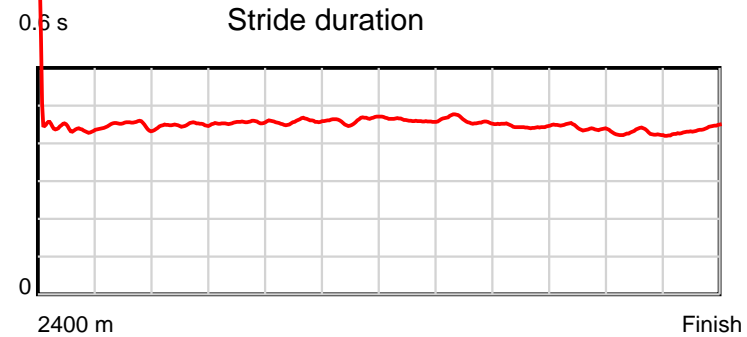
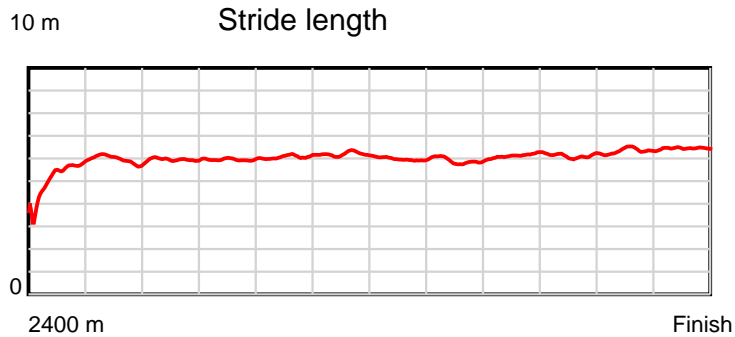
Disclaimer.

HRNZ and NZMTC and Thoroughbred Ratings Pty Ltd accepts no responsibility for the completeness or accuracy of any of the information contained herein, and makes no representations about its suitability for any particular purpose. Users should make their own judgements about those matters and/or seek independent advice. You assume all risks associated with use of the data provided on this page.

Race Results

December 07, 2019, Race 3, FAST10 HORSE RACING - 20 DECEMBER PACE, Distance 2400m, Addington - Survey 3200m

Result	TAB no.	Horse (Barrier)	2400 to	2200m to	2000m to	1800m to	1600m to	1400m to	1200m to	1000m to	800m to	600m to	400m to	200m to	Total or	Margin
7th	3	Bound To Impre... (4)	2200m	2000m	1800m	1600m	1400m	1200m	1000m	800m	600m	400m	200m	WP	Average	
		Position in running (margin)	-	5(5.8)	6(6.1)	5(10.6)	5(10.1)	7(9.8)	8(8.5)	8(8.5)	9(8.4)	9(8.0)	10(8.6)	9(11.1)		8.60
		Sectional time (s)	17.91	15.09	15.14	15.60	15.24	14.99	15.23	15.63	14.58	14.81	14.02	13.51		
		Cumulative time (s)	181.75	163.84	148.75	133.61	118.01	102.77	87.78	72.55	56.92	42.34	27.53	13.51	3:01.75	
		Speed (m/s)	11.17	13.25	13.21	12.82	13.12	13.34	13.13	12.80	13.72	13.50	14.27	14.80	13.20	
		Stride length (m)	5.12	5.95	5.93	5.84	6.00	6.16	6.05	5.90	6.11	5.97	6.09	6.47	5.95	
		Stride duration (s)	0.441	0.449	0.449	0.455	0.457	0.462	0.461	0.461	0.445	0.442	0.427	0.437	0.451	
		Stride efficiency (%)	40.92	55.31	54.90	53.28	56.31	59.33	57.24	54.42	58.29	55.64	57.90	65.43	55.30	
		Stride count	39.08	33.62	33.74	34.25	33.32	32.46	33.04	33.89	32.75	33.52	32.86	30.91	403.44	



Note: Horizontal distance axis grid lines are 200m furlongs.

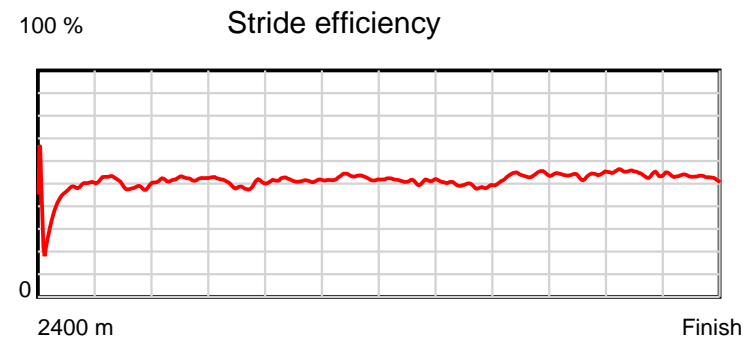
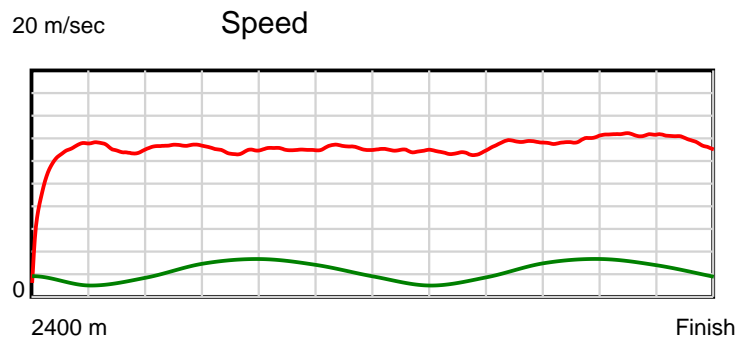
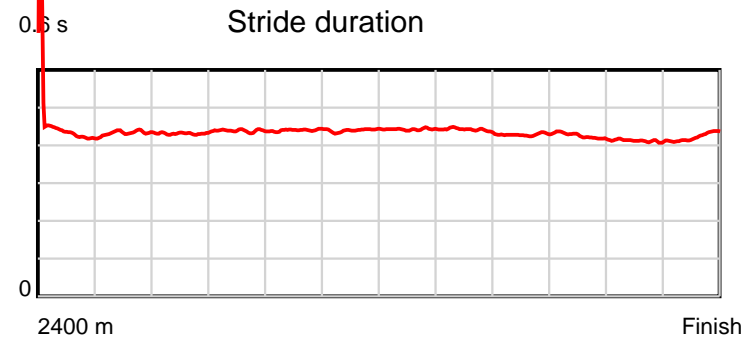
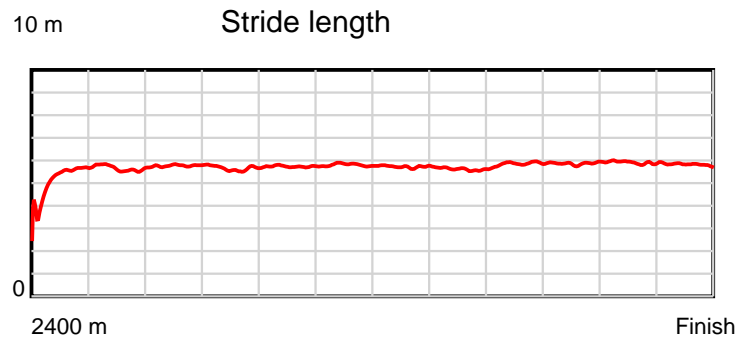
Disclaimer.

HRNZ and NZMTC and Thoroughbred Ratings Pty Ltd accepts no responsibility for the completeness or accuracy of any of the information contained herein, and makes no representations about its suitability for any particular purpose. Users should make their own judgements about those matters and/or seek independent advice. You assume all risks associated with use of the data provided on this page.

Race Results

December 07, 2019, Race 3, FAST10 HORSE RACING - 20 DECEMBER PACE, Distance 2400m, Addington - Survey 3200m

Result	TAB no.	Horse (Barrier)	2400 to	2200m to	2000m to	1800m to	1600m to	1400m to	1200m to	1000m to	800m to	600m to	400m to	200m to	Total or	Margin
8th	1	Pine Cone (2)	2200m	2000m	1800m	1600m	1400m	1200m	1000m	800m	600m	400m	200m	WP	Average	
		Position in running (margin)	-	1(0.0)	2(1.4)	3(4.5)	3(4.3)	3(5.2)	4(4.5)	5(4.6)	5(3.9)	5(3.8)	5(3.6)	6(5.7)		9.30
		Sectional time (s)	16.84	15.28	14.90	15.64	15.44	15.09	15.25	15.53	14.64	14.67	13.95	14.64		
		Cumulative time (s)	181.87	165.03	149.75	134.85	119.21	103.77	88.68	73.43	57.90	43.26	28.59	14.64	3:01.87	
		Speed (m/s)	11.88	13.09	13.42	12.79	12.95	13.25	13.11	12.88	13.66	13.63	14.34	13.66	13.20	
		Stride length (m)	5.14	5.68	5.79	5.61	5.70	5.83	5.80	5.68	5.85	5.80	5.91	5.78	5.71	
		Stride duration (s)	0.435	0.434	0.431	0.439	0.440	0.440	0.442	0.441	0.428	0.425	0.412	0.423	0.432	
		Stride efficiency (%)	41.25	50.36	52.31	49.18	50.74	53.06	52.63	50.47	53.55	52.51	54.52	52.23	50.89	
		Stride count	38.93	35.23	34.57	35.65	35.10	34.32	34.46	35.19	34.16	34.50	33.86	34.59	420.56	



Note: Horizontal distance axis grid lines are 200m furlongs.

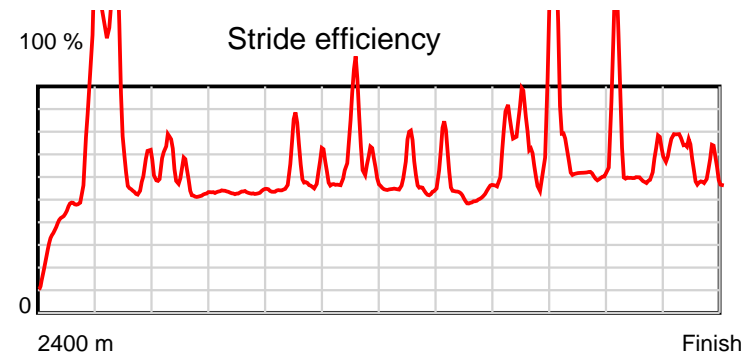
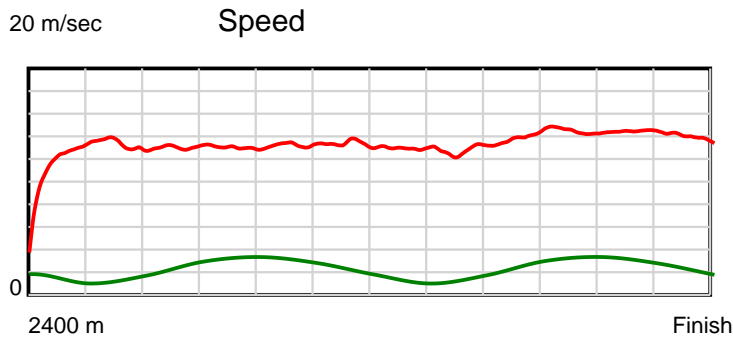
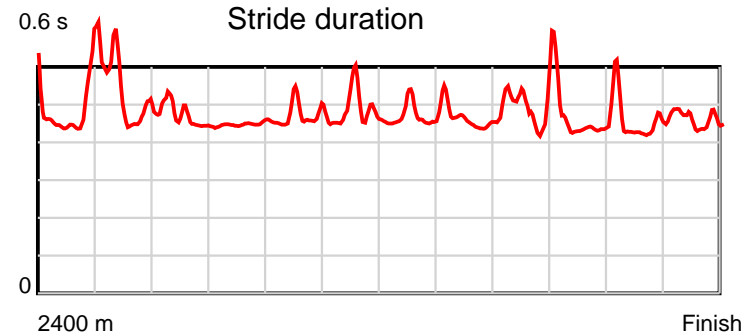
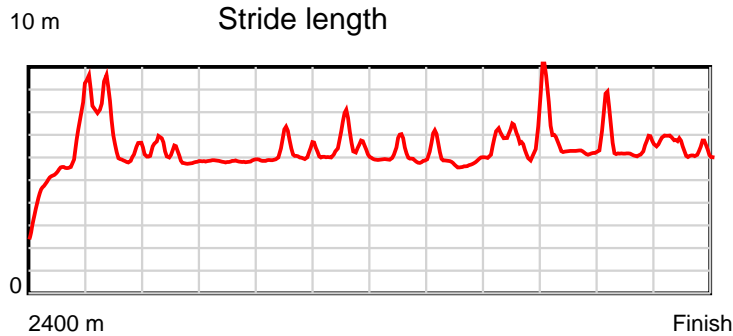
Disclaimer.

HRNZ and NZMTC and Thoroughbred Ratings Pty Ltd accepts no responsibility for the completeness or accuracy of any of the information contained herein, and makes no representations about its suitability for any particular purpose. Users should make their own judgements about those matters and/or seek independent advice. You assume all risks associated with use of the data provided on this page.

Race Results

December 07, 2019, Race 3, FAST10 HORSE RACING - 20 DECEMBER PACE, Distance 2400m, Addington - Survey 3200m

Result	TAB no.	Horse (Barrier)	2400 to	2200m to	2000m to	1800m to	1600m to	1400m to	1200m to	1000m to	800m to	600m to	400m to	200m to	Total or	Margin
9th	4	Dynamite (5)	2200m	2000m	1800m	1600m	1400m	1200m	1000m	800m	600m	400m	200m	WP	Average	
		Position in running (margin)	-	6(7.6)	7(8.1)	6(13.5)	7(12.5)	9(12.3)	11(11.1)	11(11.1)	11(10.4)	11(8.9)	9(6.4)	8(9.5)		11.70
		Sectional time (s)	18.11	15.13	15.28	15.52	15.26	15.01	15.23	15.53	14.41	14.28	14.13	14.41		
		Cumulative time (s)	182.30	164.19	149.06	133.78	118.26	103.00	87.99	72.76	57.23	42.82	28.54	14.41	3:02.30	
		Speed (m/s)	11.04	13.22	13.09	12.89	13.11	13.32	13.13	12.88	13.88	14.01	14.15	13.88	13.17	
		Stride length (m)	5.43	6.37	6.04	5.76	6.13	6.31	6.09	5.97	6.77	6.15	6.35	6.25	6.12	
		Stride duration (s)	0.474	0.482	0.462	0.447	0.467	0.473	0.463	0.464	0.488	0.439	0.448	0.451	0.465	
		Stride efficiency (%)	46.01	63.48	57.01	51.89	58.65	62.14	57.88	55.69	71.66	59.18	62.93	61.10	58.48	
		Stride count	36.86	31.38	33.11	34.71	32.65	31.72	32.86	33.50	29.53	32.50	31.52	31.99	392.33	



Note: Horizontal distance axis grid lines are 200m furlongs.

Disclaimer.

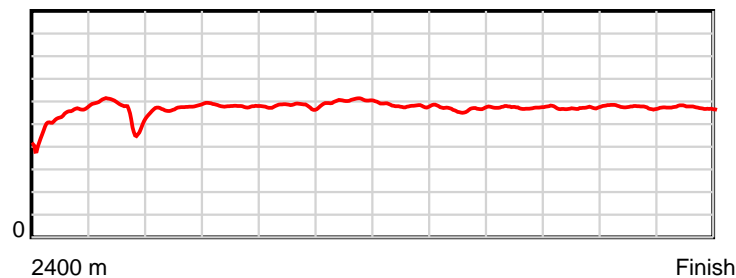
HRNZ and NZMTC and Thoroughbred Ratings Pty Ltd accepts no responsibility for the completeness or accuracy of any of the information contained herein, and makes no representations about its suitability for any particular purpose. Users should make their own judgements about those matters and/or seek independent advice. You assume all risks associated with use of the data provided on this page.

Race Results

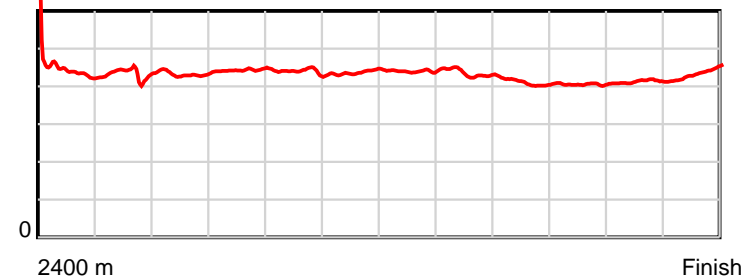
December 07, 2019, Race 3, FAST10 HORSE RACING - 20 DECEMBER PACE, Distance 2400m, Addington - Survey 3200m

Result	TAB no.	Horse (Barrier)	2400 to	2200m to	2000m to	1800m to	1600m to	1400m to	1200m to	1000m to	800m to	600m to	400m to	200m to	Total or	Margin
10th	9	Beau Vista (10)	2200m	2000m	1800m	1600m	1400m	1200m	1000m	800m	600m	400m	200m	WP	Average	
		Position in running (margin)	-	8(9.1)	9(11.8)	8(16.0)	9(14.3)	10(14.0)	9(9.3)	9(8.7)	8(6.8)	7(4.6)	7(4.5)	10(11.8)		18.40
		Sectional time (s)	18.31	15.49	15.09	15.40	15.24	14.43	15.14	15.32	14.30	14.68	14.82	15.30		
		Cumulative time (s)	183.52	165.21	149.72	134.63	119.23	103.99	89.56	74.42	59.10	44.80	30.12	15.30	3:03.52	
		Speed (m/s)	10.92	12.91	13.25	12.99	13.12	13.86	13.21	13.05	13.99	13.62	13.50	13.07	13.08	
		Stride length (m)	5.28	5.55	5.73	5.76	5.78	6.06	5.81	5.68	5.74	5.53	5.57	5.71	5.68	
		Stride duration (s)	0.443	0.430	0.432	0.443	0.440	0.437	0.440	0.435	0.410	0.406	0.412	0.437	0.434	
		Stride efficiency (%)	43.60	48.20	51.30	51.77	52.12	57.32	52.76	50.49	51.49	47.74	48.44	50.86	50.35	
		Stride count	37.86	36.01	34.91	34.75	34.63	33.02	34.42	35.19	34.84	36.18	35.92	35.06	422.79	

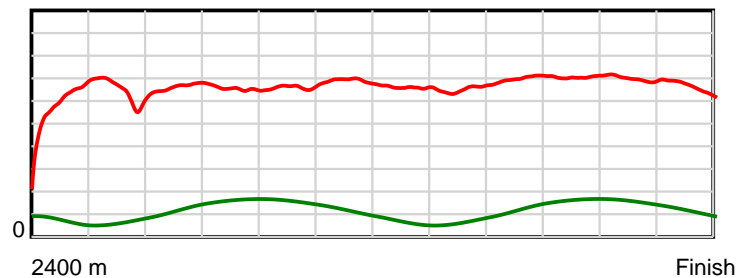
10 m Stride length



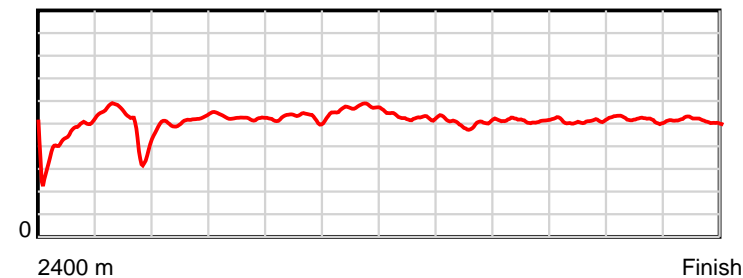
0.6 s Stride duration



20 m/sec Speed



100 % Stride efficiency



Note: Horizontal distance axis grid lines are 200m furlongs.

Disclaimer.

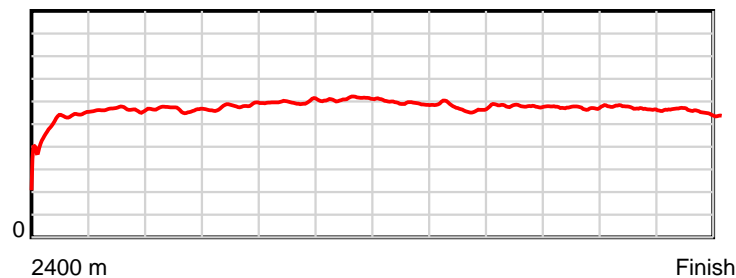
HRNZ and NZMTC and Thoroughbred Ratings Pty Ltd accepts no responsibility for the completeness or accuracy of any of the information contained herein, and makes no representations about its suitability for any particular purpose. Users should make their own judgements about those matters and/or seek independent advice. You assume all risks associated with use of the data provided on this page.

Race Results

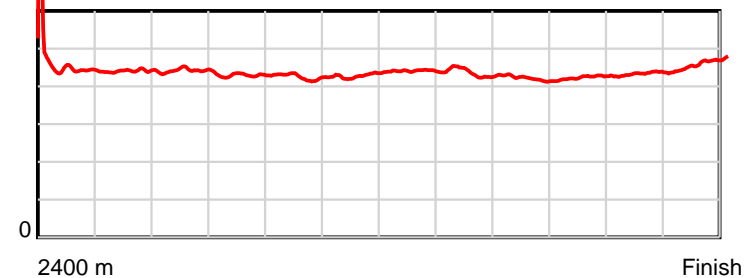
December 07, 2019, Race 3, FAST10 HORSE RACING - 20 DECEMBER PACE, Distance 2400m, Addington - Survey 3200m

Result	TAB no.	Horse (Barrier)	2400 to	2200m to	2000m to	1800m to	1600m to	1400m to	1200m to	1000m to	800m to	600m to	400m to	200m to	Total or	Margin
11th	6	Star Paige (7)	2200m	2000m	1800m	1600m	1400m	1200m	1000m	800m	600m	400m	200m	WP	Average	
		Position in running (margin)	-	12(12.1)	12(16.9)	11(24.8)	11(21.8)	11(17.2)	10(10.9)	10(10.3)	10(8.9)	10(8.2)	11(11.2)	11(23.5)		38.20
		Sectional time (s)	18.73	15.84	15.72	15.17	14.53	14.16	15.12	15.42	14.53	15.21	15.64	17.00		
		Cumulative time (s)	187.07	168.34	152.50	136.78	121.61	107.08	92.92	77.80	62.38	47.85	32.64	17.00	3:07.07	
		Speed (m/s)	10.68	12.63	12.72	13.18	13.76	14.12	13.23	12.97	13.76	13.15	12.79	11.76	12.83	
		Stride length (m)	4.91	5.56	5.62	5.65	5.85	6.05	5.82	5.65	5.78	5.58	5.56	5.43	5.61	
		Stride duration (s)	0.452	0.441	0.442	0.429	0.425	0.429	0.440	0.436	0.420	0.424	0.434	0.462	0.437	
		Stride efficiency (%)	37.72	48.34	49.42	49.93	53.51	57.28	52.99	49.95	52.24	48.58	48.23	46.07	49.17	
		Stride count	40.71	35.96	35.57	35.38	34.18	33.03	34.35	35.37	34.59	35.87	36.00	36.83	427.84	

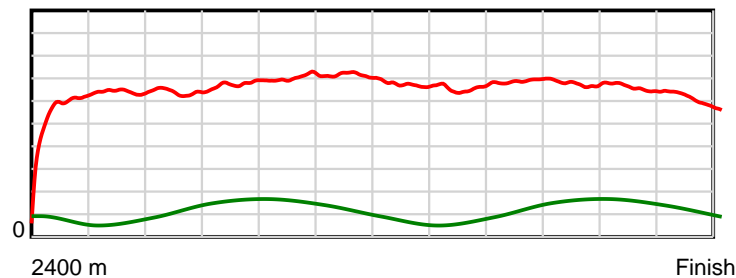
10 m Stride length



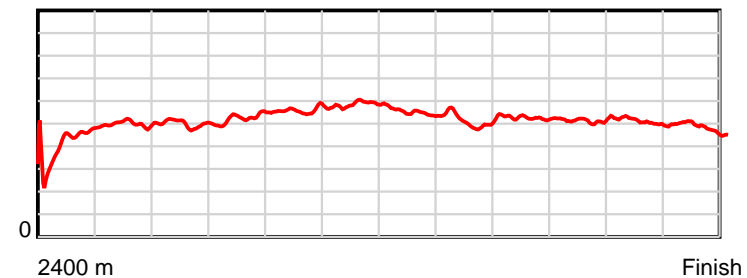
0.5 s Stride duration



20 m/sec Speed



100 % Stride efficiency



Note: Horizontal distance axis grid lines are 200m furlongs.

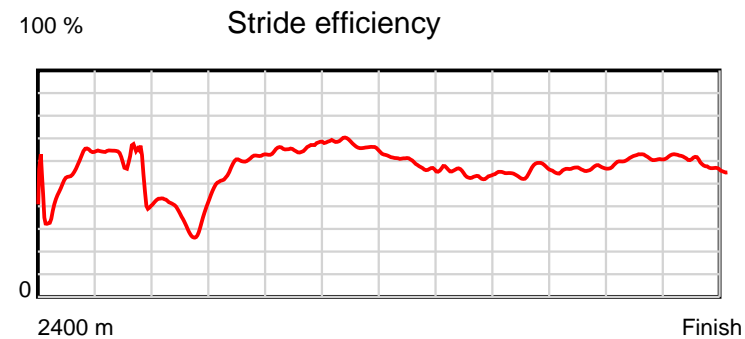
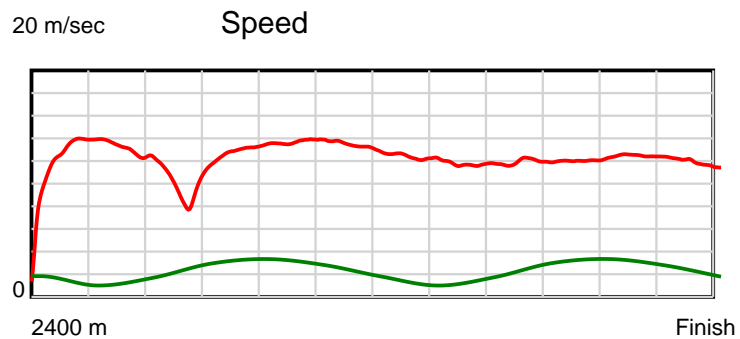
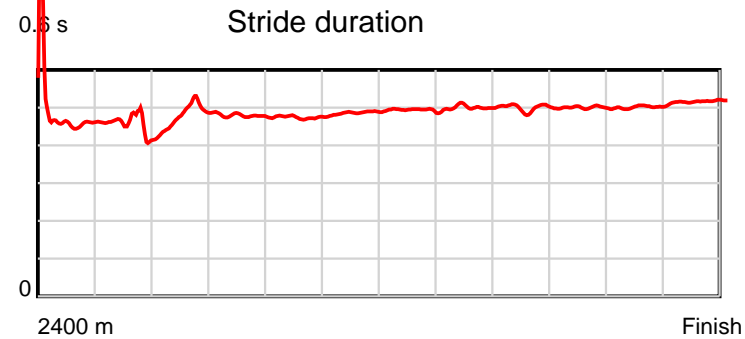
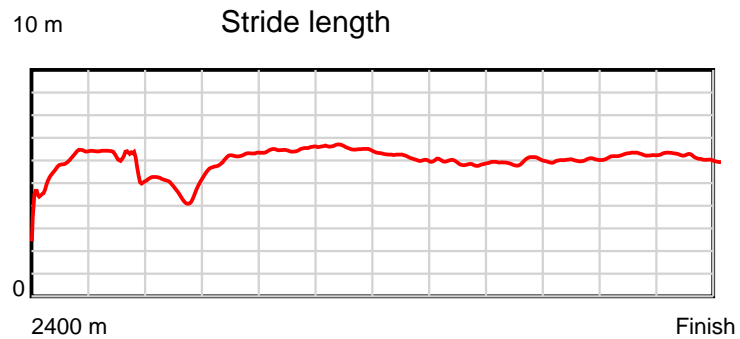
Disclaimer.

HRNZ and NZMTC and Thoroughbred Ratings Pty Ltd accepts no responsibility for the completeness or accuracy of any of the information contained herein, and makes no representations about its suitability for any particular purpose. Users should make their own judgements about those matters and/or seek independent advice. You assume all risks associated with use of the data provided on this page.

Race Results

December 07, 2019, Race 3, FAST10 HORSE RACING - 20 DECEMBER PACE, Distance 2400m, Addington - Survey 3200m

Result	TAB no.	Horse (Barrier)	2400 to	2200m to	2000m to	1800m to	1600m to	1400m to	1200m to	1000m to	800m to	600m to	400m to	200m to	Total or	Margin
12th	7	Can I Be Me (8)	2200m	2000m	1800m	1600m	1400m	1200m	1000m	800m	600m	400m	200m	WP	Average	
		Position in running (margin)	-	4(4.3)	5(5.4)	12(38.1)	12(39.5)	12(36.9)	12(35.2)	12(40.4)	12(49.4)	12(62.4)	12(77.7)	12(95.1)		105.50
		Sectional time (s)	17.35	15.24	19.83	15.91	14.86	14.94	16.10	17.14	16.83	17.25	16.51	17.23		
		Cumulative time (s)	199.19	181.84	166.60	146.77	130.86	116.00	101.06	84.96	67.82	50.99	33.74	17.23	3:19.19	
		Speed (m/s)	11.53	13.12	10.09	12.57	13.46	13.39	12.42	11.67	11.88	11.59	12.11	11.61	12.05	
		Stride length (m)	5.46	5.88	4.85	6.01	6.40	6.53	6.13	5.85	5.94	5.81	6.10	6.01	5.88	
		Stride duration (s)	0.467	0.448	0.481	0.478	0.475	0.488	0.494	0.501	0.499	0.501	0.503	0.518	0.488	
		Stride efficiency (%)	46.57	54.03	36.83	56.43	63.93	66.58	58.80	53.50	55.08	52.67	58.08	56.44	54.06	
		Stride count	36.63	34.01	41.20	33.28	31.27	30.64	32.60	34.18	33.69	34.45	32.81	33.28	408.04	



Note: Horizontal distance axis grid lines are 200m furlongs.

Disclaimer.

HRNZ and NZMTC and Thoroughbred Ratings Pty Ltd accepts no responsibility for the completeness or accuracy of any of the information contained herein, and makes no representations about its suitability for any particular purpose. Users should make their own judgements about those matters and/or seek independent advice. You assume all risks associated with use of the data provided on this page.