



Race Results

NZ Metropolitan Trotting Club Inc, HRNZ, December 07, 2019

Compilation date: December 7, 2019, 8:23:45 PM (NZDT)

Copyright © 2019 HRNZ and NZMTC. All rights reserved.

Trademarks.

StrideMASTER is a registered trademark of Thoroughbred Ratings Pty Ltd.

Disclaimer.

HRNZ and NZMTC and Thoroughbred Ratings Pty Ltd accepts no responsibility for the completeness or accuracy of any of the information contained herein, and makes no representations about its suitability for any particular purpose. Users should make their own judgements about those matters and/or seek independent advice. You assume all risks associated with use of the data provided on this page.



Race Results



December 07, 2019, Race 6, MISCO JOINERY HANDICAP PACE, Distance 2600m, Addington - Survey 3200m

Result	TAB no.	Horse (Barrier)	2600 to	2400m to
1st	3	Franco Niven (8)	2400m	2200m
		Position in running (margin)	-	1(0.0)
		Sectional time (s)	15.57	13.90
		Cumulative time (s)	198.78	183.21
		Speed (m/s)	12.84	14.39
		Stride length (m)	5.24	6.09
		Stride duration (s)	0.407	0.423
		Stride efficiency (%)	42.90	57.92
		Stride count	38.17	32.85

Disclaimer.

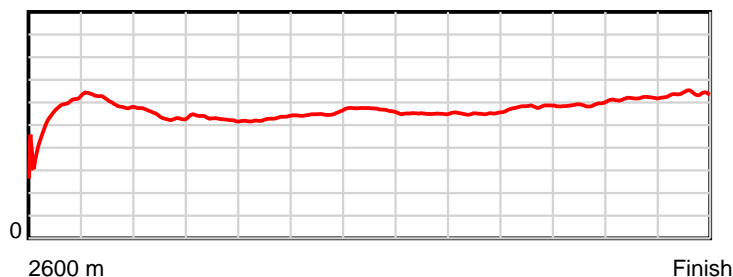
HRNZ and NZMTC and Thoroughbred Ratings Pty Ltd accepts no responsibility for the completeness or accuracy of any of the information contained herein, and makes no representations about its suitability for any particular purpose. Users should make their own judgements about those matters and/or seek independent advice. You assume all risks associated with use of the data provided on this page.

Race Results

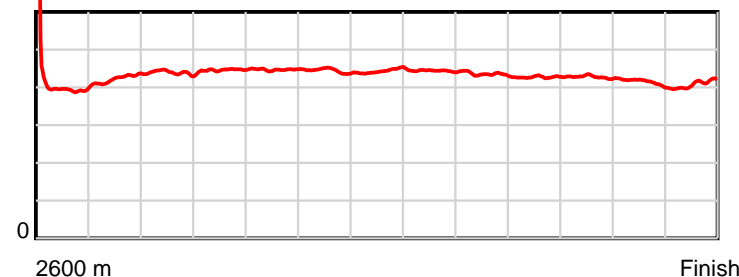
December 07, 2019, Race 6, MISCO JOINERY HANDICAP PACE, Distance 2600m, Addington - Survey 3200m

Result	TAB no.	Horse (Barrier)	2200m to	2000m to	1800m to	1600m to	1400m to	1200m to	1000m to	800m to	600m to	400m to	200m to	Total or	Margin
1st	3	Franco Niven (8)	2000m	1800m	1600m	1400m	1200m	1000m	800m	600m	400m	200m	WP	Average	
		Position in running (margin)	2(2.7)	1(0.0)	1(0.0)	1(0.0)	1(0.0)	1(0.0)	1(0.0)	1(0.0)	1(0.0)	1(0.0)	1(0.0)		0.00
		Sectional time (s)	16.42	16.77	17.00	15.88	15.60	15.93	15.95	14.72	14.63	13.33	13.08		
		Cumulative time (s)	169.31	152.89	136.12	119.12	103.24	87.64	71.71	55.76	41.04	26.41	13.08	3:18.78	
		Speed (m/s)	12.18	11.93	11.76	12.59	12.82	12.55	12.54	13.59	13.67	15.00	15.29	13.08	
		Stride length (m)	5.34	5.32	5.26	5.60	5.69	5.57	5.46	5.80	5.84	6.21	6.27	5.65	
		Stride duration (s)	0.439	0.446	0.447	0.445	0.444	0.444	0.436	0.427	0.428	0.414	0.410	0.432	
		Stride efficiency (%)	44.63	44.18	43.21	49.00	50.55	48.52	46.58	52.60	53.38	60.26	61.46	49.86	
		Stride count	37.43	37.61	38.03	35.72	35.16	35.89	36.63	34.47	34.22	32.21	31.89	460.28	

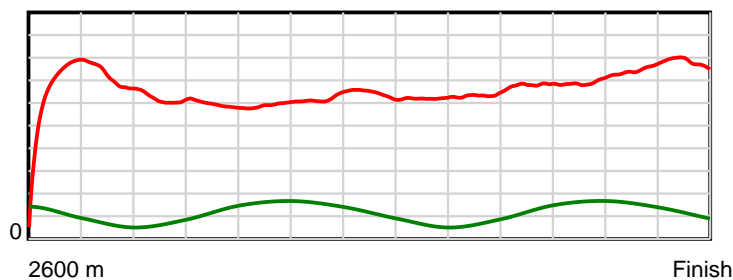
10 m Stride length



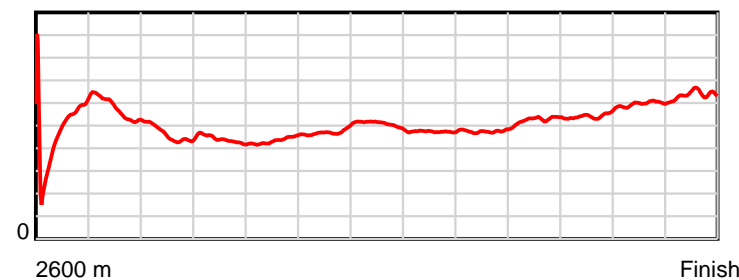
0.5 s Stride duration



20 m/sec Speed



100 % Stride efficiency



Note: Horizontal distance axis grid lines are 200m furlongs.

Disclaimer.

HRNZ and NZMTC and Thoroughbred Ratings Pty Ltd accepts no responsibility for the completeness or accuracy of any of the information contained herein, and makes no representations about its suitability for any particular purpose. Users should make their own judgements about those matters and/or seek independent advice. You assume all risks associated with use of the data provided on this page.



Race Results



December 07, 2019, Race 6, MISCO JOINERY HANDICAP PACE, Distance 2600m, Addington - Survey 3200m

Result	TAB no.	Horse (Barrier)	2600 to	2400m to
2nd	2	Cheezeel (4)	2400m	2200m
		Position in running (margin)	-	3(3.8)
		Sectional time (s)	16.49	13.92
		Cumulative time (s)	199.12	182.63
		Speed (m/s)	12.13	14.37
		Stride length (m)	5.39	6.30
		Stride duration (s)	0.436	0.439
		Stride efficiency (%)	45.35	62.03
		Stride count	37.13	31.74

Disclaimer.

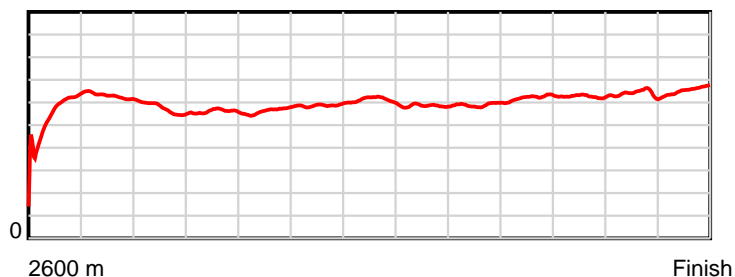
HRNZ and NZMTC and Thoroughbred Ratings Pty Ltd accepts no responsibility for the completeness or accuracy of any of the information contained herein, and makes no representations about its suitability for any particular purpose. Users should make their own judgements about those matters and/or seek independent advice. You assume all risks associated with use of the data provided on this page.

Race Results

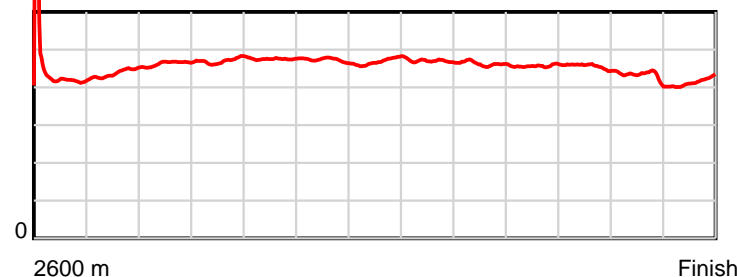
December 07, 2019, Race 6, MISCO JOINERY HANDICAP PACE, Distance 2600m, Addington - Survey 3200m

Result	TAB no.	Horse (Barrier)	2200m to	2000m to	1800m to	1600m to	1400m to	1200m to	1000m to	800m to	600m to	400m to	200m to	Total or	Margin
2nd	2	Cheezel (4)	2000m	1800m	1600m	1400m	1200m	1000m	800m	600m	400m	200m	WP	Average	
		Position in running (margin)	3(6.5)	3(4.4)	3(4.1)	3(4.4)	3(4.7)	3(3.7)	4(4.1)	4(3.9)	4(3.6)	5(4.0)	4(3.7)		1.90
		Sectional time (s)	16.50	16.73	17.04	15.94	15.43	15.99	15.93	14.67	14.70	13.28	12.50		
		Cumulative time (s)	168.71	152.21	135.48	118.44	102.50	87.07	71.08	55.15	40.48	25.78	12.50	3:19.12	
		Speed (m/s)	12.12	11.95	11.74	12.55	12.96	12.51	12.55	13.63	13.61	15.06	16.00	13.06	
		Stride length (m)	5.62	5.63	5.58	5.93	6.08	5.88	5.81	6.23	6.19	6.48	6.64	5.96	
		Stride duration (s)	0.463	0.471	0.475	0.473	0.469	0.470	0.463	0.457	0.455	0.430	0.415	0.456	
		Stride efficiency (%)	49.27	49.47	48.58	54.98	57.74	54.00	52.72	60.58	59.92	65.54	68.92	55.47	
		Stride count	35.62	35.54	35.87	33.72	32.90	34.02	34.43	32.12	32.30	30.88	30.12	436.39	

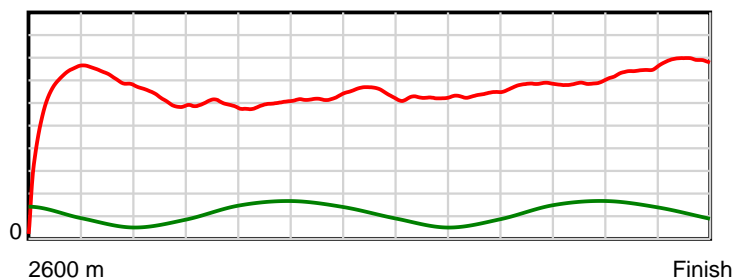
10 m Stride length



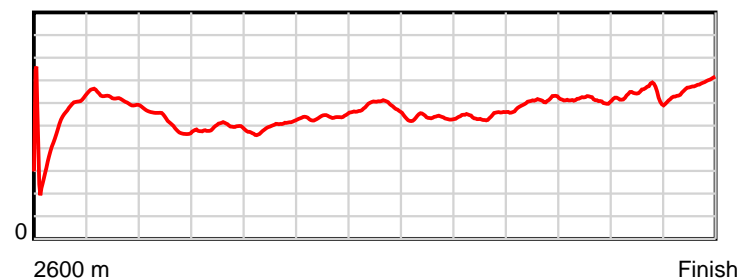
0.5 s Stride duration



20 m/sec Speed



100 % Stride efficiency



Note: Horizontal distance axis grid lines are 200m furlongs.

Disclaimer.

HRNZ and NZMTC and Thoroughbred Ratings Pty Ltd accepts no responsibility for the completeness or accuracy of any of the information contained herein, and makes no representations about its suitability for any particular purpose. Users should make their own judgements about those matters and/or seek independent advice. You assume all risks associated with use of the data provided on this page.



Race Results



December 07, 2019, Race 6, MISCO JOINERY HANDICAP PACE, Distance 2600m, Addington - Survey 3200m

Result	TAB no.	Horse (Barrier)	2600 to	2400m to
3rd	9	Memphis Tennes... (5)	2400m	2200m
		Position in running (margin)	-	8(18.6)
		Sectional time (s)	18.70	14.66
		Cumulative time (s)	199.22	180.52
		Speed (m/s)	10.69	13.64
		Stride length (m)	5.52	6.13
		Stride duration (s)	0.436	0.450
		Stride efficiency (%)	47.56	58.78
		Stride count	36.25	32.61

Disclaimer.

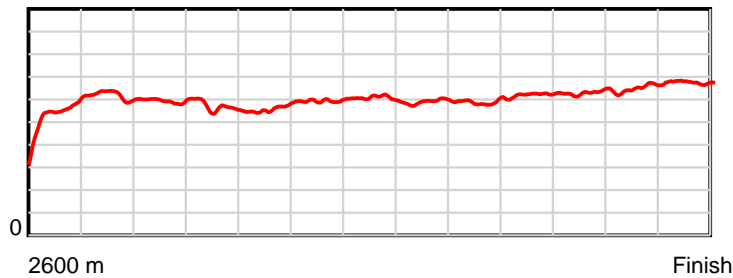
HRNZ and NZMTC and Thoroughbred Ratings Pty Ltd accepts no responsibility for the completeness or accuracy of any of the information contained herein, and makes no representations about its suitability for any particular purpose. Users should make their own judgements about those matters and/or seek independent advice. You assume all risks associated with use of the data provided on this page.

Race Results

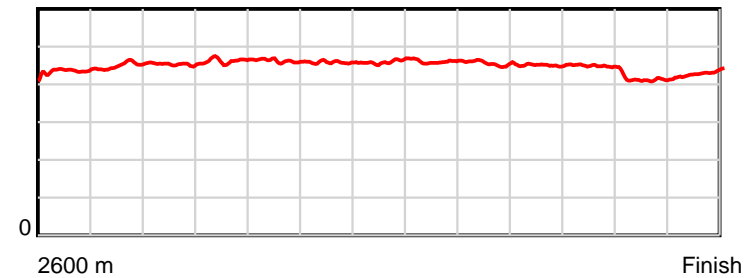
December 07, 2019, Race 6, MISCO JOINERY HANDICAP PACE, Distance 2600m, Addington - Survey 3200m

Result	TAB no.	Horse (Barrier)	2200m to	2000m to	1800m to	1600m to	1400m to	1200m to	1000m to	800m to	600m to	400m to	200m to	Total or	Margin
3rd	9	Memphis Tennes... (5)	2000m	1800m	1600m	1400m	1200m	1000m	800m	600m	400m	200m	WP	Average	
		Position in running (margin)	8(25.8)	8(17.2)	8(13.9)	8(13.2)	8(11.4)	8(8.8)	7(7.9)	7(6.8)	7(5.8)	7(5.6)	6(3.7)		2.40
		Sectional time (s)	15.42	16.23	16.90	15.58	15.16	15.77	14.55	14.60	13.02	12.86			
		Cumulative time (s)	165.86	150.44	134.21	117.31	101.73	86.57	70.80	55.03	40.48	25.88	12.86	3:19.22	
		Speed (m/s)	12.97	12.32	11.83	12.84	13.19	12.68	12.68	13.75	13.70	15.36	15.55	13.05	
		Stride length (m)	5.88	5.70	5.47	5.88	6.07	5.83	5.77	6.20	6.13	6.32	6.71	5.95	
		Stride duration (s)	0.453	0.462	0.462	0.458	0.460	0.460	0.455	0.451	0.447	0.411	0.431	0.456	
		Stride efficiency (%)	54.04	50.77	46.82	53.98	57.63	53.19	52.11	60.02	58.70	62.40	70.32	55.38	
		Stride count	34.01	35.09	36.54	34.03	32.93	34.28	34.63	32.27	32.63	31.65	29.81	436.73	

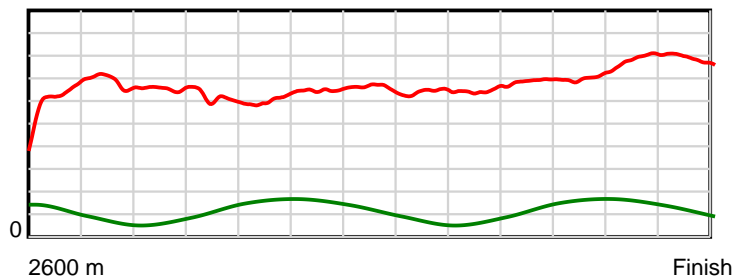
10 m Stride length



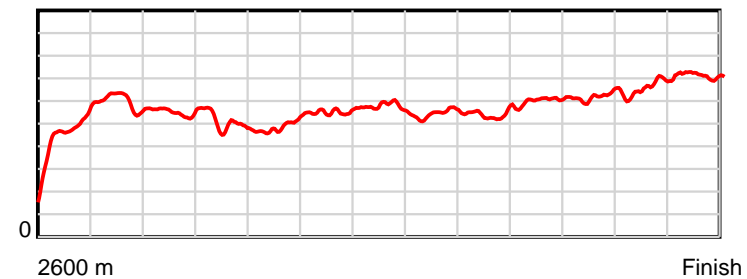
0.6 s Stride duration



20 m/sec Speed



100 % Stride efficiency



Note: Horizontal distance axis grid lines are 200m furlongs.

Disclaimer.

HRNZ and NZMTC and Thoroughbred Ratings Pty Ltd accepts no responsibility for the completeness or accuracy of any of the information contained herein, and makes no representations about its suitability for any particular purpose. Users should make their own judgements about those matters and/or seek independent advice. You assume all risks associated with use of the data provided on this page.



Race Results



December 07, 2019, Race 6, MISCO JOINERY HANDICAP PACE, Distance 2600m, Addington - Survey 3200m

Result	TAB no.	Horse (Barrier)	2600 to	2400m to
4th	8	Bringitonhome (1)	2400m	2200m
		Position in running (margin)	-	7(16.7)
		Sectional time (s)	18.33	14.67
		Cumulative time (s)	199.34	181.01
		Speed (m/s)	10.91	13.63
		Stride length (m)	6.05	6.51
		Stride duration (s)	0.472	0.478
		Stride efficiency (%)	57.18	66.29
		Stride count	33.06	30.71

Disclaimer.

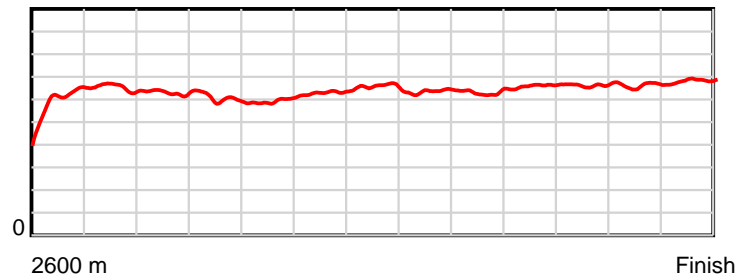
HRNZ and NZMTC and Thoroughbred Ratings Pty Ltd accepts no responsibility for the completeness or accuracy of any of the information contained herein, and makes no representations about its suitability for any particular purpose. Users should make their own judgements about those matters and/or seek independent advice. You assume all risks associated with use of the data provided on this page.

Race Results

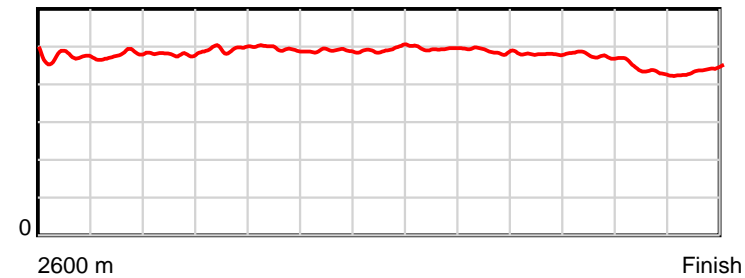
December 07, 2019, Race 6, MISCO JOINERY HANDICAP PACE, Distance 2600m, Addington - Survey 3200m

Result	TAB no.	Horse (Barrier)	2200m to	2000m to	1800m to	1600m to	1400m to	1200m to	1000m to	800m to	600m to	400m to	200m to	Total or	Margin
4th	8	Bringitonhome (1)	2000m	1800m	1600m	1400m	1200m	1000m	800m	600m	400m	200m	WP	Average	
		Position in running (margin)	7(24.0)	7(15.2)	7(12.0)	7(11.4)	7(9.5)	6(6.6)	5(5.4)	5(5.3)	5(4.2)	4(3.9)	5(3.7)		3.10
		Sectional time (s)	15.39	16.25	16.90	15.58	15.11	15.73	15.95	14.54	14.58	13.30	13.01		
		Cumulative time (s)	166.34	150.95	134.70	117.80	102.22	87.11	71.38	55.43	40.89	26.31	13.01	3:19.34	
		Speed (m/s)	13.00	12.31	11.83	12.84	13.24	12.71	12.54	13.76	13.72	15.04	15.37	13.04	
		Stride length (m)	6.23	6.09	5.86	6.28	6.53	6.29	6.13	6.60	6.53	6.57	6.74	6.33	
		Stride duration (s)	0.480	0.494	0.495	0.489	0.493	0.495	0.489	0.480	0.476	0.437	0.438	0.485	
		Stride efficiency (%)	60.66	57.87	53.64	61.65	66.69	61.89	58.73	68.04	66.62	67.41	70.94	62.60	
		Stride count	32.10	32.87	34.14	31.84	30.61	31.78	32.62	30.31	30.63	30.45	29.68	410.80	

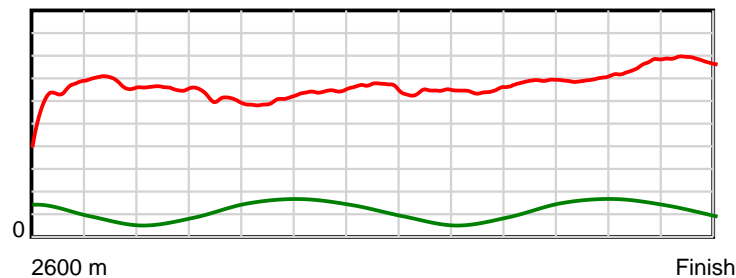
10 m Stride length



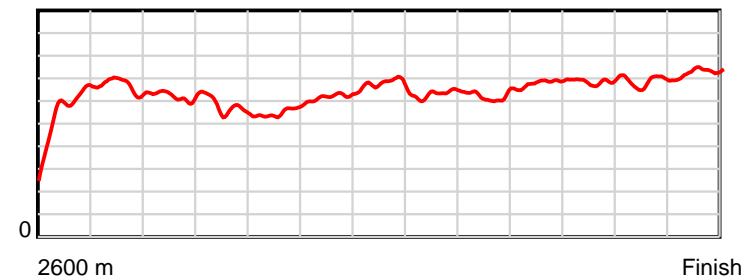
0.6 s Stride duration



20 m/sec Speed



100 % Stride efficiency



Note: Horizontal distance axis grid lines are 200m furlongs.

Disclaimer.

HRNZ and NZMTC and Thoroughbred Ratings Pty Ltd accepts no responsibility for the completeness or accuracy of any of the information contained herein, and makes no representations about its suitability for any particular purpose. Users should make their own judgements about those matters and/or seek independent advice. You assume all risks associated with use of the data provided on this page.



Race Results



December 07, 2019, Race 6, MISCO JOINERY HANDICAP PACE, Distance 2600m, Addington - Survey 3200m

Result	TAB no.	Horse (Barrier)	2600 to	2400m to
5th	4	Spot On (3)	2400m	2200m
		Position in running (margin)	-	6(14.1)
		Sectional time (s)	18.06	14.76
		Cumulative time (s)	199.69	181.63
		Speed (m/s)	11.07	13.55
		Stride length (m)	5.31	5.98
		Stride duration (s)	0.429	0.441
		Stride efficiency (%)	44.10	55.88
		Stride count	37.65	33.45

Disclaimer.

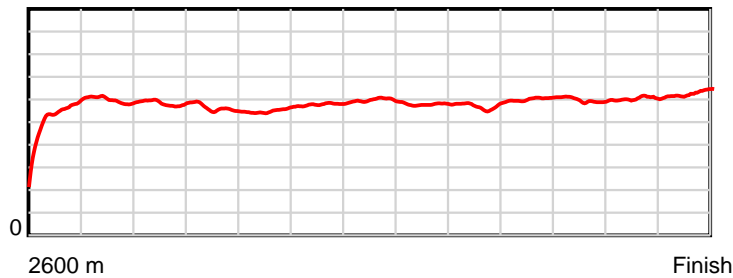
HRNZ and NZMTC and Thoroughbred Ratings Pty Ltd accepts no responsibility for the completeness or accuracy of any of the information contained herein, and makes no representations about its suitability for any particular purpose. Users should make their own judgements about those matters and/or seek independent advice. You assume all risks associated with use of the data provided on this page.

Race Results

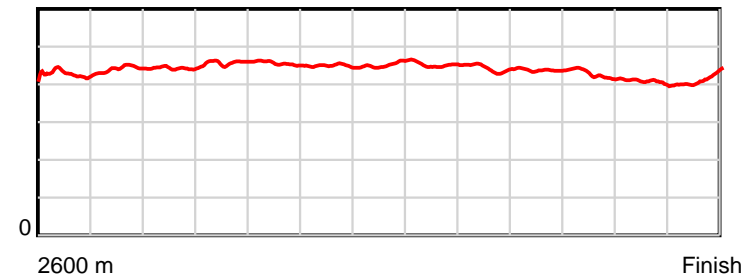
December 07, 2019, Race 6, MISCO JOINERY HANDICAP PACE, Distance 2600m, Addington - Survey 3200m

Result	TAB no.	Horse (Barrier)	2200m to	2000m to	1800m to	1600m to	1400m to	1200m to	1000m to	800m to	600m to	400m to	200m to	Total or	Margin
5th	4	Spot On (3)	2000m	1800m	1600m	1400m	1200m	1000m	800m	600m	400m	200m	WP	Average	
		Position in running (margin)	6(21.9)	6(12.9)	6(9.9)	6(9.5)	5(7.7)	4(4.9)	3(3.7)	3(3.0)	3(2.3)	3(2.2)	3(3.4)		5.00
		Sectional time (s)	15.37	16.27	16.94	15.58	15.14	15.72	15.85	14.60	14.61	13.52	13.27		
		Cumulative time (s)	166.87	151.50	135.23	118.29	102.71	87.57	71.85	56.00	41.40	26.79	13.27	3:19.69	
		Speed (m/s)	13.01	12.29	11.81	12.84	13.21	12.72	12.62	13.70	13.69	14.79	15.07	13.02	
		Stride length (m)	5.76	5.62	5.38	5.77	5.98	5.74	5.58	6.00	5.83	6.01	6.26	5.77	
		Stride duration (s)	0.443	0.457	0.456	0.449	0.452	0.452	0.442	0.438	0.426	0.406	0.415	0.443	
		Stride efficiency (%)	51.84	49.34	45.22	51.98	55.83	51.57	48.67	56.17	53.11	56.39	61.18	52.10	
		Stride count	34.72	35.59	37.18	34.68	33.46	34.81	35.84	33.36	34.30	33.29	31.96	450.29	

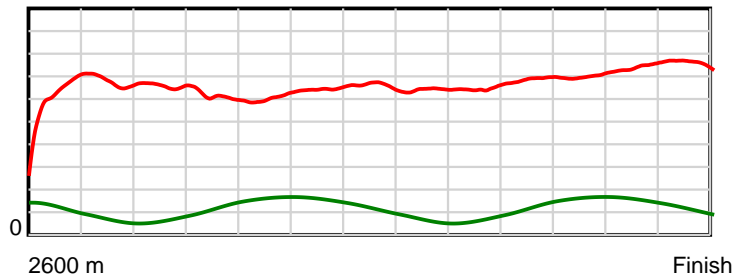
10 m Stride length



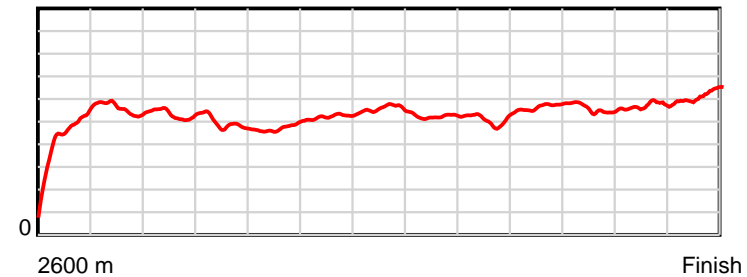
0.6 s Stride duration



20 m/sec Speed



100 % Stride efficiency



Note: Horizontal distance axis grid lines are 200m furlongs.

Disclaimer.

HRNZ and NZMTC and Thoroughbred Ratings Pty Ltd accepts no responsibility for the completeness or accuracy of any of the information contained herein, and makes no representations about its suitability for any particular purpose. Users should make their own judgements about those matters and/or seek independent advice. You assume all risks associated with use of the data provided on this page.



Race Results



December 07, 2019, Race 6, MISCO JOINERY HANDICAP PACE, Distance 2600m, Addington - Survey 3200m

Result	TAB no.	Horse (Barrier)	2600 to	2400m to
6th	5	Nearis Green (6)	2400m	2200m
		Position in running (margin)	-	2(0.4)
		Sectional time (s)	15.78	13.40
		Cumulative time (s)	199.76	183.98
		Speed (m/s)	12.67	14.93
		Stride length (m)	5.78	6.52
		Stride duration (s)	0.416	0.437
		Stride efficiency (%)	52.20	66.38
		Stride count	34.60	30.69

Disclaimer.

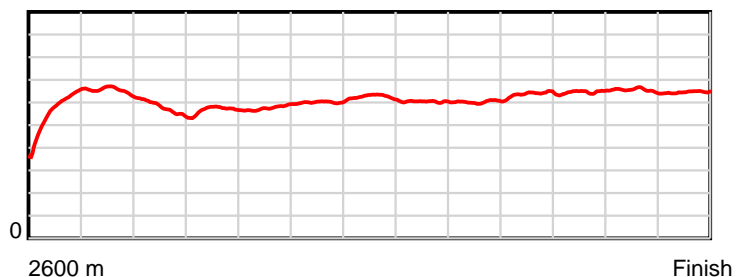
HRNZ and NZMTC and Thoroughbred Ratings Pty Ltd accepts no responsibility for the completeness or accuracy of any of the information contained herein, and makes no representations about its suitability for any particular purpose. Users should make their own judgements about those matters and/or seek independent advice. You assume all risks associated with use of the data provided on this page.

Race Results

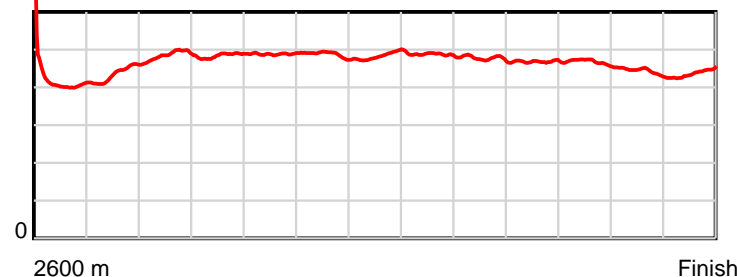
December 07, 2019, Race 6, MISCO JOINERY HANDICAP PACE, Distance 2600m, Addington - Survey 3200m

Result	TAB no.	Horse (Barrier)	2200m to	2000m to	1800m to	1600m to	1400m to	1200m to	1000m to	800m to	600m to	400m to	200m to	Total or	Margin
6th	5	Nearis Green (6)	2000m	1800m	1600m	1400m	1200m	1000m	800m	600m	400m	200m	WP	Average	
		Position in running (margin)	1(0.0)	2(1.0)	2(2.3)	2(2.5)	2(3.0)	2(2.1)	2(2.0)	2(1.9)	2(1.8)	2(1.9)	2(2.6)		5.50
		Sectional time (s)	17.03	16.98	17.04	15.96	15.45	15.91	15.94	14.71	14.65	13.44	13.47		
		Cumulative time (s)	170.58	153.55	136.57	119.53	103.57	88.12	72.21	56.27	41.56	26.91	13.47	3:19.76	
		Speed (m/s)	11.74	11.78	11.74	12.53	12.94	12.57	12.55	13.60	13.65	14.88	14.85	13.02	
		Stride length (m)	5.71	5.70	5.73	6.10	6.27	6.12	5.99	6.36	6.38	6.59	6.51	6.12	
		Stride duration (s)	0.486	0.484	0.488	0.487	0.484	0.487	0.477	0.468	0.467	0.443	0.438	0.470	
		Stride efficiency (%)	50.88	50.79	51.35	58.16	61.40	58.52	56.05	63.26	63.52	67.85	66.17	58.49	
		Stride count	35.05	35.08	34.89	32.78	31.91	32.68	33.40	31.43	31.37	30.35	30.74	424.97	

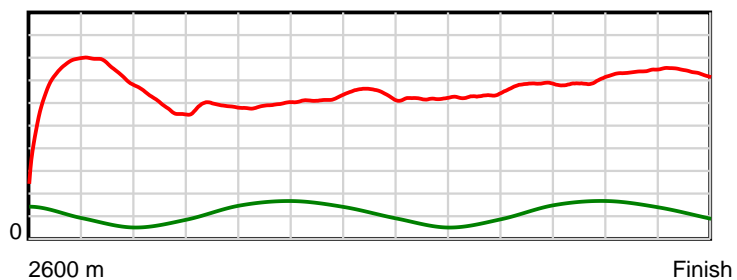
10 m Stride length



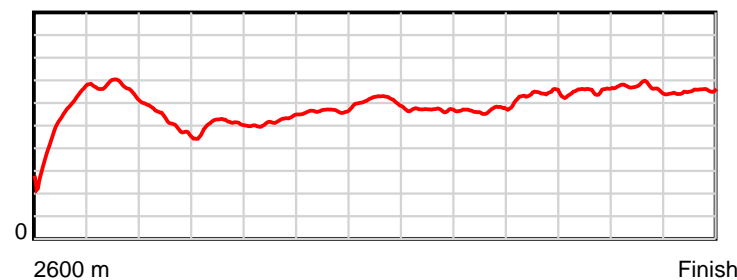
0.6 s Stride duration



20 m/sec Speed



100 % Stride efficiency



Note: Horizontal distance axis grid lines are 200m furlongs.

Disclaimer.

HRNZ and NZMTC and Thoroughbred Ratings Pty Ltd accepts no responsibility for the completeness or accuracy of any of the information contained herein, and makes no representations about its suitability for any particular purpose. Users should make their own judgements about those matters and/or seek independent advice. You assume all risks associated with use of the data provided on this page.



Race Results



December 07, 2019, Race 6, MISCO JOINERY HANDICAP PACE, Distance 2600m, Addington - Survey 3200m

Result	TAB no.	Horse (Barrier)	2600 to	2400m to
7th	7	Kingmaker (0)	2400m	2200m
		Position in running (margin)	-	9(30.8)
		Sectional time (s)	20.80	13.73
		Cumulative time (s)	200.37	179.57
		Speed (m/s)	9.61	14.57
		Stride length (m)	4.59	6.40
		Stride duration (s)	0.438	0.439
		Stride efficiency (%)	32.94	64.06
		Stride count	43.56	31.24

Disclaimer.

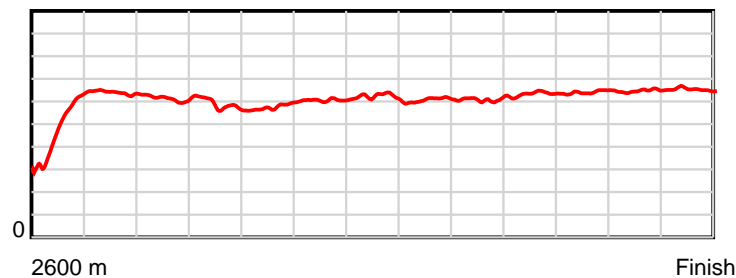
HRNZ and NZMTC and Thoroughbred Ratings Pty Ltd accepts no responsibility for the completeness or accuracy of any of the information contained herein, and makes no representations about its suitability for any particular purpose. Users should make their own judgements about those matters and/or seek independent advice. You assume all risks associated with use of the data provided on this page.

Race Results

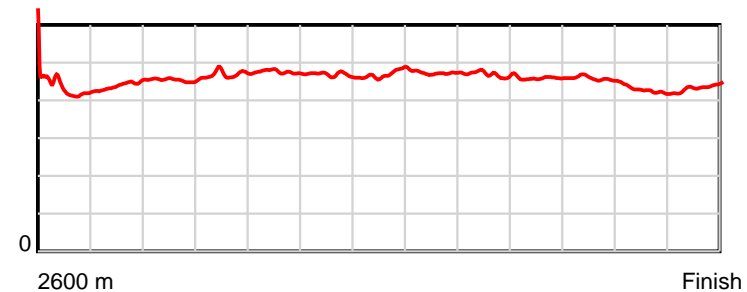
December 07, 2019, Race 6, MISCO JOINERY HANDICAP PACE, Distance 2600m, Addington - Survey 3200m

Result	TAB no.	Horse (Barrier)	2200m to	2000m to	1800m to	1600m to	1400m to	1200m to	1000m to	800m to	600m to	400m to	200m to	Total or	Margin
7th	7	Kingmaker (0)	2000m	1800m	1600m	1400m	1200m	1000m	800m	600m	400m	200m	WP	Average	
		Position in running (margin)	9(32.4)	9(21.2)	9(16.6)	9(15.7)	9(13.6)	9(10.8)	9(9.3)	9(8.9)	9(7.4)	9(7.7)	8(7.1)		8.80
		Sectional time (s)	14.99	16.01	16.86	15.53	15.14	15.66	15.89	14.47	14.69	13.24	13.36		
		Cumulative time (s)	165.84	150.85	134.84	117.98	102.45	87.31	71.65	55.76	41.29	26.60	13.36	3:20.37	
		Speed (m/s)	13.34	12.49	11.86	12.88	13.21	12.77	12.59	13.82	13.61	15.11	14.97	12.98	
		Stride length (m)	6.05	5.86	5.64	6.04	6.21	6.03	5.91	6.33	6.22	6.42	6.53	5.97	
		Stride duration (s)	0.454	0.469	0.475	0.469	0.470	0.472	0.469	0.458	0.457	0.425	0.437	0.460	
		Stride efficiency (%)	57.24	53.68	49.66	56.92	60.23	56.86	54.50	62.55	60.54	64.49	66.70	55.75	
		Stride count	33.05	34.12	35.48	33.14	32.21	33.15	33.87	31.61	32.13	31.13	30.61	435.30	

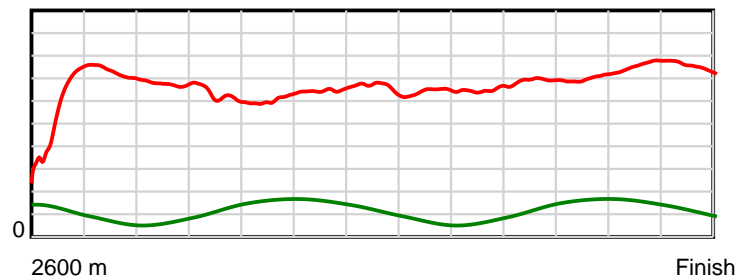
10 m Stride length



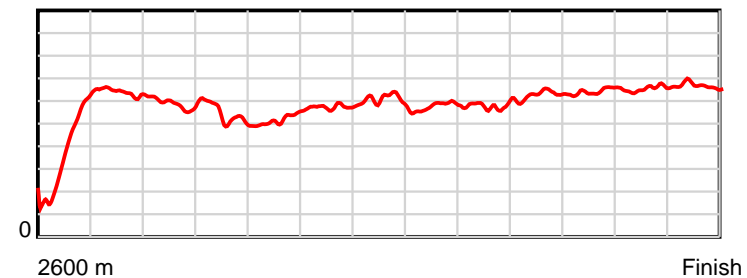
0.6 s Stride duration



20 m/sec Speed



100 % Stride efficiency



Note: Horizontal distance axis grid lines are 200m furlongs.

Disclaimer.

HRNZ and NZMTC and Thoroughbred Ratings Pty Ltd accepts no responsibility for the completeness or accuracy of any of the information contained herein, and makes no representations about its suitability for any particular purpose. Users should make their own judgements about those matters and/or seek independent advice. You assume all risks associated with use of the data provided on this page.



Race Results



December 07, 2019, Race 6, MISCO JOINERY HANDICAP PACE, Distance 2600m, Addington - Survey 3200m

Result	TAB no.	Horse (Barrier)	2600 to	2400m to
8th	1	Fynn Frost (2)	2400m	2200m
		Position in running (margin)	-	5(11.9)
		Sectional time (s)	17.55	14.69
		Cumulative time (s)	200.39	182.84
		Speed (m/s)	11.40	13.61
		Stride length (m)	5.35	5.99
		Stride duration (s)	0.453	0.440
		Stride efficiency (%)	44.68	56.15
		Stride count	37.40	33.37

Disclaimer.

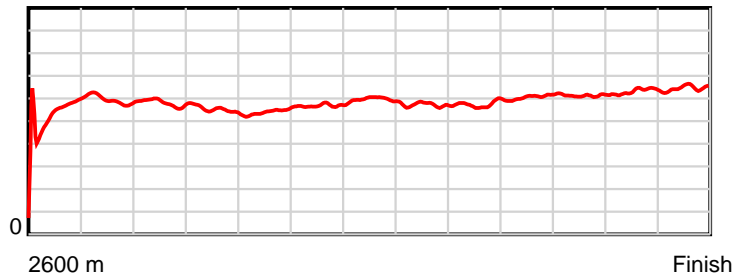
HRNZ and NZMTC and Thoroughbred Ratings Pty Ltd accepts no responsibility for the completeness or accuracy of any of the information contained herein, and makes no representations about its suitability for any particular purpose. Users should make their own judgements about those matters and/or seek independent advice. You assume all risks associated with use of the data provided on this page.

Race Results

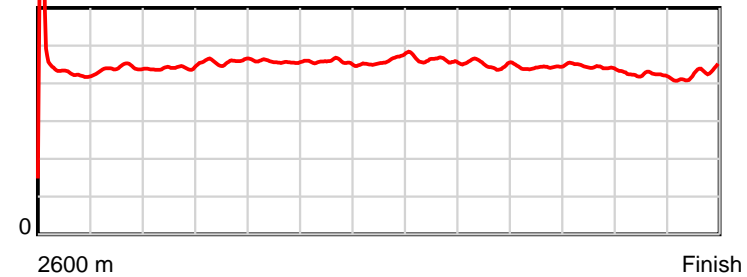
December 07, 2019, Race 6, MISCO JOINERY HANDICAP PACE, Distance 2600m, Addington - Survey 3200m

Result	TAB no.	Horse (Barrier)	2200m to	2000m to	1800m to	1600m to	1400m to	1200m to	1000m to	800m to	600m to	400m to	200m to	Total or	Margin
8th	1	Fynn Frost (2)	2000m	1800m	1600m	1400m	1200m	1000m	800m	600m	400m	200m	WP	Average	
		Position in running (margin)	5(19.3)	5(9.9)	5(8.5)	5(8.6)	6(8.9)	7(7.3)	8(8.3)	8(7.8)	8(7.2)	8(7.3)	9(7.4)		8.90
		Sectional time (s)	15.30	16.55	17.02	15.92	15.34	16.09	15.87	14.62	14.65	13.35	13.44		
		Cumulative time (s)	168.15	152.85	136.30	119.28	103.36	88.02	71.93	56.06	41.44	26.79	13.44	3:20.39	
		Speed (m/s)	13.07	12.08	11.75	12.56	13.04	12.43	12.60	13.68	13.65	14.98	14.88	12.97	
		Stride length (m)	5.76	5.54	5.37	5.74	6.00	5.75	5.68	6.05	6.06	6.35	6.38	5.83	
		Stride duration (s)	0.441	0.458	0.457	0.457	0.460	0.462	0.450	0.442	0.444	0.424	0.428	0.449	
		Stride efficiency (%)	51.87	47.95	45.12	51.57	56.23	51.65	50.33	57.25	57.40	62.94	63.55	53.13	
		Stride count	34.71	36.11	37.22	34.81	33.34	34.79	35.24	33.04	33.00	31.51	31.36	445.90	

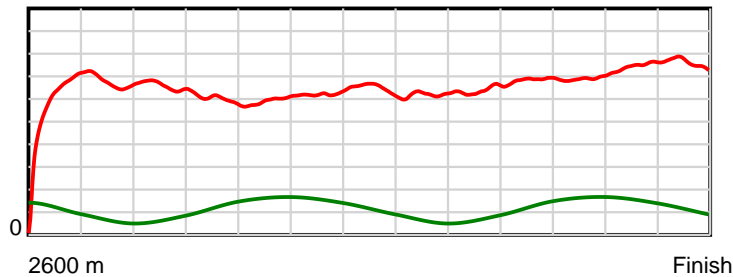
10 m Stride length



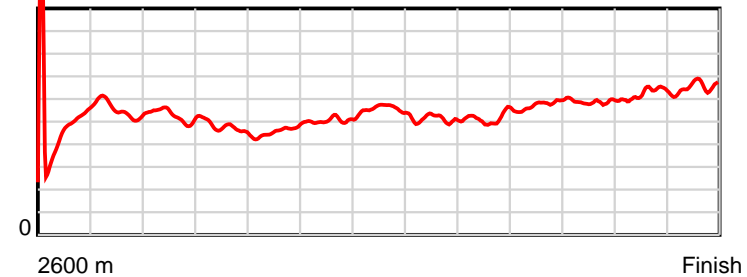
0.5 s Stride duration



20 m/sec Speed



100 % Stride efficiency



Note: Horizontal distance axis grid lines are 200m furlongs.

Disclaimer.

HRNZ and NZMTC and Thoroughbred Ratings Pty Ltd accepts no responsibility for the completeness or accuracy of any of the information contained herein, and makes no representations about its suitability for any particular purpose. Users should make their own judgements about those matters and/or seek independent advice. You assume all risks associated with use of the data provided on this page.



Race Results



December 07, 2019, Race 6, MISCO JOINERY HANDICAP PACE, Distance 2600m, Addington - Survey 3200m

Result	TAB no.	Horse (Barrier)	2600 to 2400m	2400m to 2200m
9th	6	Overarm (7)		
		Position in running (margin)	-	4(11.0)
		Sectional time (s)	17.32	14.03
		Cumulative time (s)	204.06	186.74
		Speed (m/s)	11.55	14.26
		Stride length (m)	5.40	6.12
		Stride duration (s)	0.428	0.429
		Stride efficiency (%)	45.62	58.53
		Stride count	37.01	32.68

Disclaimer.

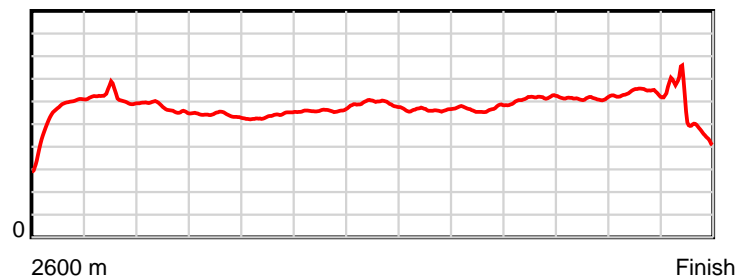
HRNZ and NZMTC and Thoroughbred Ratings Pty Ltd accepts no responsibility for the completeness or accuracy of any of the information contained herein, and makes no representations about its suitability for any particular purpose. Users should make their own judgements about those matters and/or seek independent advice. You assume all risks associated with use of the data provided on this page.

Race Results

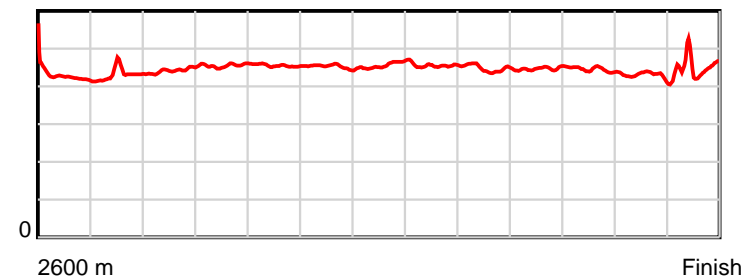
December 07, 2019, Race 6, MISCO JOINERY HANDICAP PACE, Distance 2600m, Addington - Survey 3200m

Result	TAB no.	Horse (Barrier)	2200m to	2000m to	1800m to	1600m to	1400m to	1200m to	1000m to	800m to	600m to	400m to	200m to	Total or	Margin
9th	6	Overarm (7)	2000m	1800m	1600m	1400m	1200m	1000m	800m	600m	400m	200m	WP	Average	
		Position in running (margin)	4(14.4)	4(6.9)	4(6.7)	4(6.1)	4(6.5)	5(5.4)	6(5.9)	6(5.9)	6(5.4)	6(5.5)	7(5.0)		29.30
		Sectional time (s)	15.61	16.74	16.91	15.96	15.42	16.00	15.95	14.64	14.65	13.25	17.58		
		Cumulative time (s)	172.71	157.10	140.36	123.45	107.49	92.07	76.07	60.12	45.48	30.83	17.58	3:24.06	
		Speed (m/s)	12.81	11.95	11.83	12.53	12.97	12.50	12.54	13.66	13.65	15.09	11.38	12.74	
		Stride length (m)	5.67	5.44	5.38	5.67	5.91	5.68	5.62	6.11	6.07	6.46	5.07	5.72	
		Stride duration (s)	0.442	0.456	0.455	0.453	0.456	0.455	0.448	0.447	0.445	0.428	0.446	0.449	
		Stride efficiency (%)	50.22	46.31	45.25	50.29	54.67	50.49	49.27	58.24	57.57	65.21	40.13	51.05	
		Stride count	35.28	36.74	37.17	35.26	33.81	35.18	35.62	32.76	32.95	30.96	39.47	454.89	

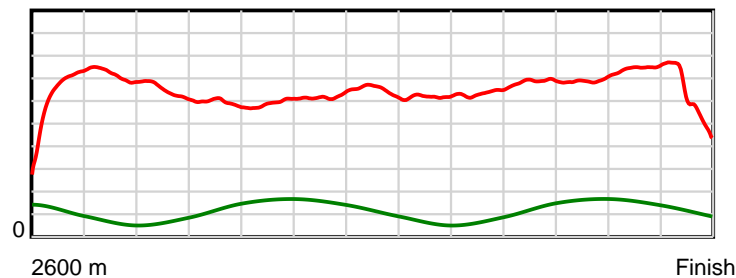
10 m Stride length



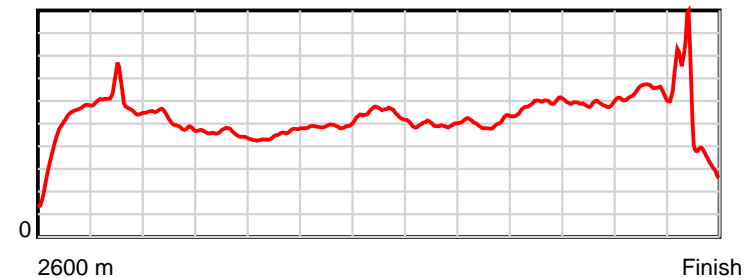
0.6 s Stride duration



20 m/sec Speed



100 % Stride efficiency



Note: Horizontal distance axis grid lines are 200m furlongs.

Disclaimer.

HRNZ and NZMTC and Thoroughbred Ratings Pty Ltd accepts no responsibility for the completeness or accuracy of any of the information contained herein, and makes no representations about its suitability for any particular purpose. Users should make their own judgements about those matters and/or seek independent advice. You assume all risks associated with use of the data provided on this page.