



Race Results

NZ Metropolitan Trotting Club Inc, HRNZ, December 07, 2019

Compilation date: December 7, 2019, 9:22:40 PM (NZDT)

Copyright © 2019 HRNZ and NZMTC. All rights reserved.

Trademarks.

StrideMASTER is a registered trademark of Thoroughbred Ratings Pty Ltd.

Disclaimer.

HRNZ and NZMTC and Thoroughbred Ratings Pty Ltd accepts no responsibility for the completeness or accuracy of any of the information contained herein, and makes no representations about its suitability for any particular purpose. Users should make their own judgements about those matters and/or seek independent advice. You assume all risks associated with use of the data provided on this page.



Race Results



December 07, 2019, Race 8, XCM SPORT MOBILE TROT, Distance 2600m, Addington - Survey 3200m

Result	TAB no.	Horse (Barrier)	2600 to	2400m to
1st	5	Globe Trekker (7)	2400m	2200m
		Position in running (margin)	-	6(5.5)
		Sectional time (s)	14.15	15.05
		Cumulative time (s)	198.50	184.35
		Speed (m/s)	14.13	13.29
		Stride length (m)	6.45	6.27
		Stride duration (s)	0.453	0.472
		Stride efficiency (%)	65.11	61.42
		Stride count	30.98	31.90

Disclaimer.

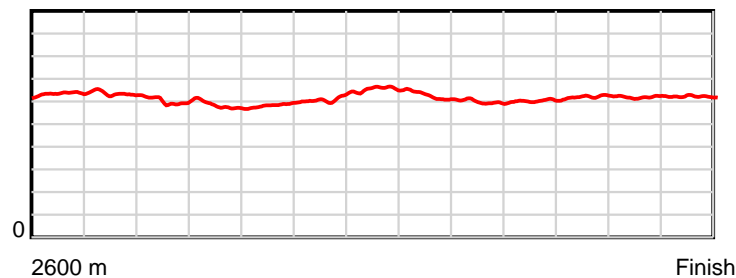
HRNZ and NZMTC and Thoroughbred Ratings Pty Ltd accepts no responsibility for the completeness or accuracy of any of the information contained herein, and makes no representations about its suitability for any particular purpose. Users should make their own judgements about those matters and/or seek independent advice. You assume all risks associated with use of the data provided on this page.

Race Results

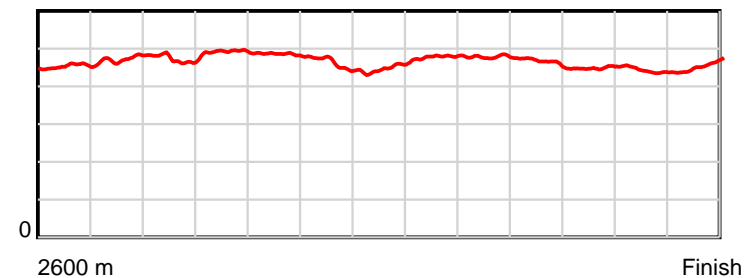
December 07, 2019, Race 8, XCM SPORT MOBILE TROT, Distance 2600m, Addington - Survey 3200m

Result	TAB no.	Horse (Barrier)	2200m to	2000m to	1800m to	1600m to	1400m to	1200m to	1000m to	800m to	600m to	400m to	200m to	Total or	Margin
1st	5	Globe Trekker (7)	2000m	1800m	1600m	1400m	1200m	1000m	800m	600m	400m	200m	WP	Average	
		Position in running (margin)	6(7.1)	6(7.9)	6(5.7)	6(5.5)	5(2.5)	1(0.0)	1(0.0)	1(0.0)	1(0.0)	1(0.0)	1(0.0)		0.00
		Sectional time (s)	15.90	16.89	17.03	15.29	13.77	15.35	16.09	15.40	14.68	14.26	14.64		
		Cumulative time (s)	169.30	153.40	136.51	119.48	104.19	90.42	75.07	58.98	43.58	28.90	14.64	3:18.50	
		Speed (m/s)	12.58	11.84	11.74	13.08	14.52	13.03	12.43	12.99	13.62	14.03	13.66	13.10	
		Stride length (m)	5.95	5.83	5.70	6.04	6.51	6.23	5.94	6.04	6.12	6.20	6.22	6.11	
		Stride duration (s)	0.473	0.493	0.485	0.462	0.448	0.478	0.478	0.465	0.449	0.442	0.455	0.466	
		Stride efficiency (%)	55.28	53.17	50.73	57.00	66.19	60.66	55.11	56.94	58.46	59.99	60.40	58.26	
		Stride count	33.63	34.29	35.10	33.12	30.73	32.10	33.68	33.13	32.70	32.28	32.17	425.81	

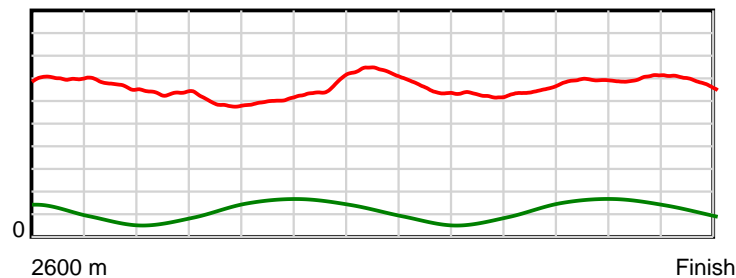
10 m Stride length



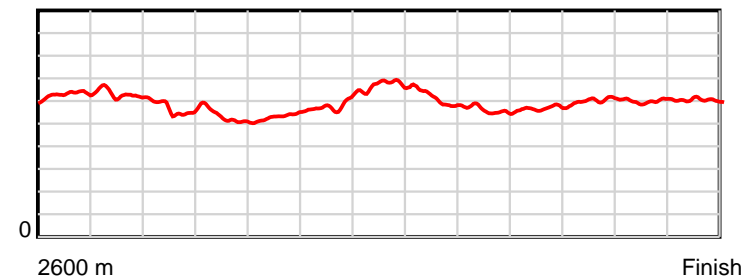
0.6 s Stride duration



20 m/sec Speed



100 % Stride efficiency



Note: Horizontal distance axis grid lines are 200m furlongs.

Disclaimer.

HRNZ and NZMTC and Thoroughbred Ratings Pty Ltd accepts no responsibility for the completeness or accuracy of any of the information contained herein, and makes no representations about its suitability for any particular purpose. Users should make their own judgements about those matters and/or seek independent advice. You assume all risks associated with use of the data provided on this page.



Race Results



December 07, 2019, Race 8, XCM SPORT MOBILE TROT, Distance 2600m, Addington - Survey 3200m

Result	TAB no.	Horse (Barrier)	2600 to	2400m to
2nd	4	Zsa Zoe (6)	2400m	2200m
		Position in running (margin)	-	5(3.5)
		Sectional time (s)	13.65	15.04
		Cumulative time (s)	198.67	185.02
		Speed (m/s)	14.65	13.30
		Stride length (m)	6.52	6.48
		Stride duration (s)	0.449	0.487
		Stride efficiency (%)	66.48	65.57
		Stride count	30.66	30.88

Disclaimer.

HRNZ and NZMTC and Thoroughbred Ratings Pty Ltd accepts no responsibility for the completeness or accuracy of any of the information contained herein, and makes no representations about its suitability for any particular purpose. Users should make their own judgements about those matters and/or seek independent advice. You assume all risks associated with use of the data provided on this page.

Race Results

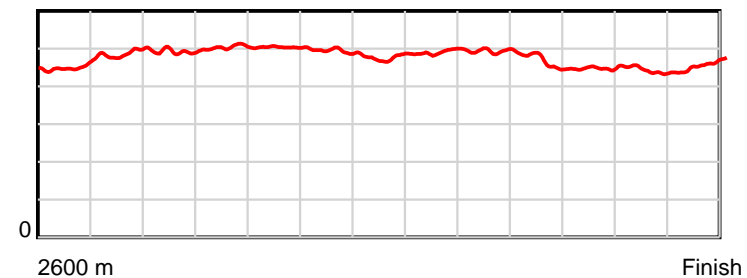
December 07, 2019, Race 8, XCM SPORT MOBILE TROT, Distance 2600m, Addington - Survey 3200m

Result	TAB no.	Horse (Barrier)	2200m to	2000m to	1800m to	1600m to	1400m to	1200m to	1000m to	800m to	600m to	400m to	200m to	Total or	Margin
2nd	4	Zsa Zoe (6)	2000m	1800m	1600m	1400m	1200m	1000m	800m	600m	400m	200m	WP	Average	
		Position in running (margin)	5(5.1)	5(6.3)	4(3.9)	4(4.1)	6(3.7)	5(5.1)	5(4.7)	5(4.4)	2(1.1)	2(1.2)	2(1.0)		1.00
		Sectional time (s)	15.98	16.84	17.10	15.72	14.43	15.30	16.03	14.86	14.70	14.23	14.79		
		Cumulative time (s)	169.98	154.00	137.16	120.06	104.34	89.91	74.61	58.58	43.72	29.02	14.79	3:18.67	
		Speed (m/s)	12.52	11.88	11.70	12.72	13.86	13.07	12.48	13.46	13.61	14.05	13.52	13.09	
		Stride length (m)	6.16	5.98	5.89	6.29	6.61	6.42	6.15	6.26	6.10	6.20	6.21	6.25	
		Stride duration (s)	0.492	0.503	0.504	0.494	0.477	0.491	0.493	0.465	0.448	0.441	0.459	0.477	
		Stride efficiency (%)	59.29	55.81	54.24	61.80	68.34	64.49	59.15	61.22	58.13	60.09	60.17	60.94	
		Stride count	32.47	33.47	33.95	31.80	30.24	31.13	32.51	31.95	32.79	32.25	32.23	416.33	

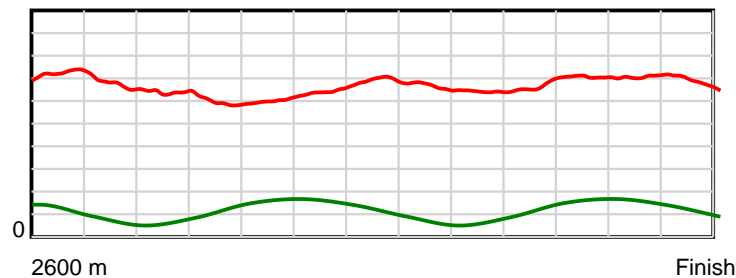
10 m Stride length



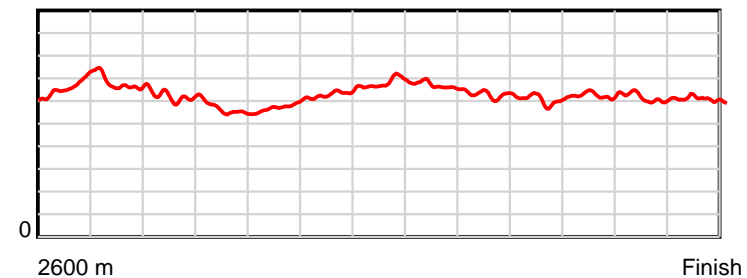
0.6 s Stride duration



20 m/sec Speed



100 % Stride efficiency



Note: Horizontal distance axis grid lines are 200m furlongs.

Disclaimer.

HRNZ and NZMTC and Thoroughbred Ratings Pty Ltd accepts no responsibility for the completeness or accuracy of any of the information contained herein, and makes no representations about its suitability for any particular purpose. Users should make their own judgements about those matters and/or seek independent advice. You assume all risks associated with use of the data provided on this page.



Race Results



December 07, 2019, Race 8, XCM SPORT MOBILE TROT, Distance 2600m, Addington - Survey 3200m

Result	TAB no.	Horse (Barrier)	2600 to	2400m to
3rd	8	Justamollyarch... (2)	2400m	2200m
		Position in running (margin)	-	9(9.3)
		Sectional time (s)	14.65	15.11
		Cumulative time (s)	199.28	184.63
		Speed (m/s)	13.65	13.24
		Stride length (m)	8.08	6.76
		Stride duration (s)	0.571	0.511
		Stride efficiency (%)	102.05	71.38
		Stride count	24.75	29.59

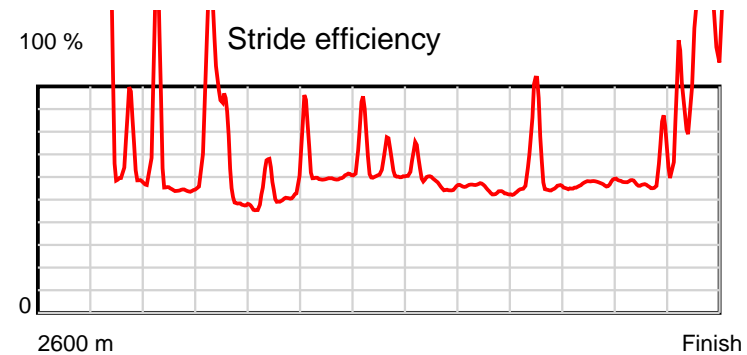
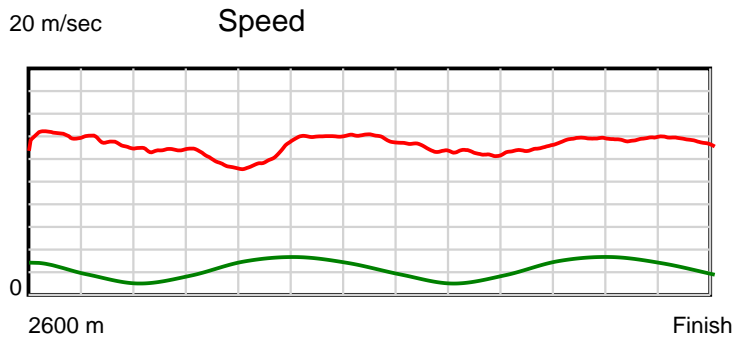
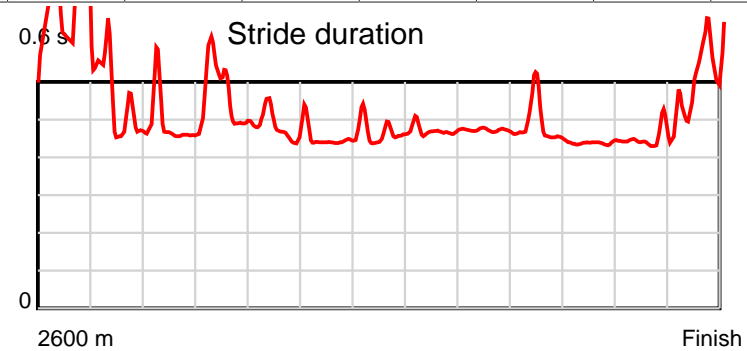
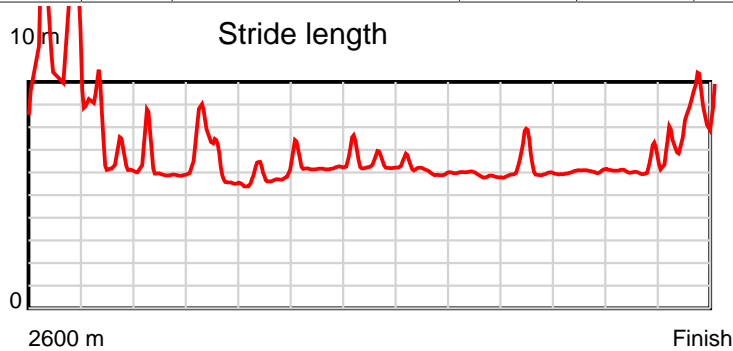
Disclaimer.

HRNZ and NZMTC and Thoroughbred Ratings Pty Ltd accepts no responsibility for the completeness or accuracy of any of the information contained herein, and makes no representations about its suitability for any particular purpose. Users should make their own judgements about those matters and/or seek independent advice. You assume all risks associated with use of the data provided on this page.

Race Results

December 07, 2019, Race 8, XCM SPORT MOBILE TROT, Distance 2600m, Addington - Survey 3200m

Result	TAB no.	Horse (Barrier)	2200m to	2000m to	1800m to	1600m to	1400m to	1200m to	1000m to	800m to	600m to	400m to	200m to	Total or	Margin
3rd	8	Justamollyarch... (2)	2000m	1800m	1600m	1400m	1200m	1000m	800m	600m	400m	200m	WP	Average	
		Position in running (margin)	9(11.3)	9(11.3)	9(9.1)	8(7.5)	1(0.0)	2(1.7)	2(2.2)	3(2.2)	4(1.9)	3(2.2)	3(3.5)		4.30
		Sectional time (s)	15.78	16.88	16.80	14.54	14.47	15.45	16.09	15.34	14.74	14.48	14.95		
		Cumulative time (s)	169.52	153.74	136.86	120.06	105.52	91.05	75.60	59.51	44.17	29.43	14.95	3:19.28	
		Speed (m/s)	12.67	11.85	11.90	13.76	13.82	12.94	12.43	13.04	13.57	13.81	13.38	13.05	
		Stride length (m)	5.99	6.32	5.70	6.08	6.42	6.08	5.85	6.23	5.94	6.18	7.87	6.35	
		Stride duration (s)	0.473	0.533	0.479	0.442	0.465	0.470	0.471	0.478	0.438	0.447	0.588	0.487	
		Stride efficiency (%)	56.13	62.32	50.71	57.76	64.43	57.80	53.48	60.66	55.18	59.72	96.82	63.11	
		Stride count	33.37	31.67	35.11	32.90	31.15	32.88	34.19	32.10	33.66	32.35	25.41	409.13	



Note: Horizontal distance axis grid lines are 200m furlongs.

Disclaimer.

HRNZ and NZMTC and Thoroughbred Ratings Pty Ltd accepts no responsibility for the completeness or accuracy of any of the information contained herein, and makes no representations about its suitability for any particular purpose. Users should make their own judgements about those matters and/or seek independent advice. You assume all risks associated with use of the data provided on this page.



Race Results



December 07, 2019, Race 8, XCM SPORT MOBILE TROT, Distance 2600m, Addington - Survey 3200m

Result	TAB no.	Horse (Barrier)	2600 to	2400m to
4th	1	Majestic Chevr... (3)	2400m	2200m
		Position in running (margin)	-	4(3.4)
		Sectional time (s)	13.56	14.65
		Cumulative time (s)	199.38	185.82
		Speed (m/s)	14.74	13.65
		Stride length (m)	6.36	6.32
		Stride duration (s)	0.435	0.463
		Stride efficiency (%)	63.20	62.47
		Stride count	31.45	31.63

Disclaimer.

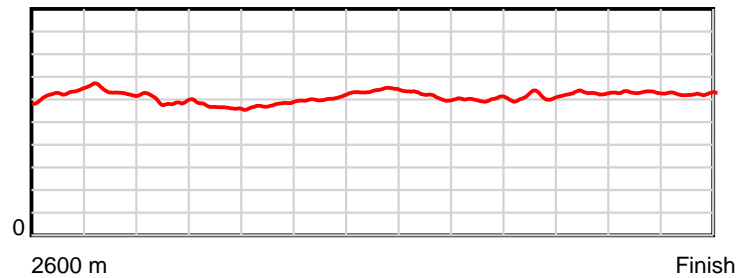
HRNZ and NZMTC and Thoroughbred Ratings Pty Ltd accepts no responsibility for the completeness or accuracy of any of the information contained herein, and makes no representations about its suitability for any particular purpose. Users should make their own judgements about those matters and/or seek independent advice. You assume all risks associated with use of the data provided on this page.

Race Results

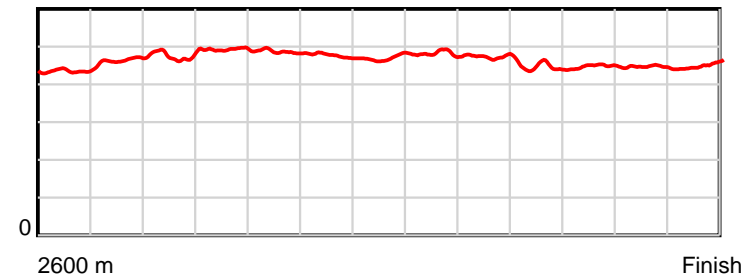
December 07, 2019, Race 8, XCM SPORT MOBILE TROT, Distance 2600m, Addington - Survey 3200m

Result	TAB no.	Horse (Barrier)	2200m to	2000m to	1800m to	1600m to	1400m to	1200m to	1000m to	800m to	600m to	400m to	200m to	Total or	Margin
4th	1	Majestic Chevr... (3)	2000m	1800m	1600m	1400m	1200m	1000m	800m	600m	400m	200m	WP	Average	
		Position in running (margin)	3(2.7)	4(5.1)	5(4.9)	5(4.8)	7(4.3)	8(7.0)	8(8.6)	8(8.2)	5(3.5)	6(5.2)	6(6.1)		4.90
		Sectional time (s)	16.17	17.23	17.05	15.70	14.65	15.61	16.03	14.61	14.96	14.42	14.74		
		Cumulative time (s)	171.17	155.00	137.77	120.72	105.02	90.37	74.76	58.73	44.12	29.16	14.74	3:19.38	
		Speed (m/s)	12.37	11.61	11.73	12.74	13.65	12.81	12.48	13.69	13.37	13.87	13.57	13.04	
		Stride length (m)	5.89	5.72	5.71	6.08	6.42	6.16	5.92	6.11	5.98	6.19	6.11	6.07	
		Stride duration (s)	0.476	0.493	0.487	0.477	0.470	0.481	0.474	0.446	0.448	0.446	0.451	0.465	
		Stride efficiency (%)	54.21	51.10	50.99	57.69	64.39	59.36	54.69	58.29	55.94	59.88	58.41	57.52	
		Stride count	33.95	34.98	35.01	32.92	31.16	32.45	33.81	32.75	33.43	32.31	32.71	428.56	

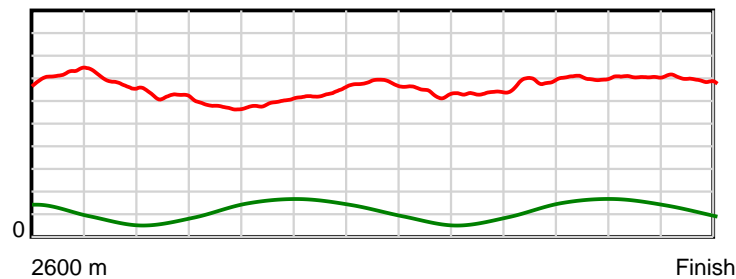
10 m Stride length



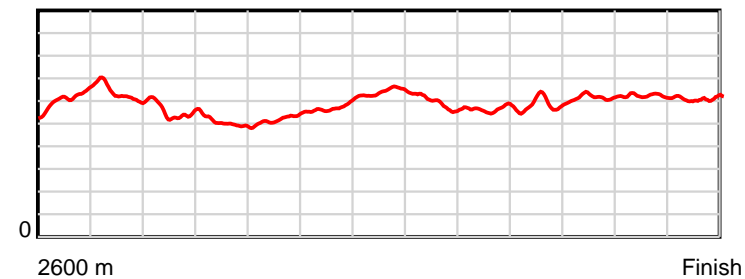
0.6 s Stride duration



20 m/sec Speed



100 % Stride efficiency



Note: Horizontal distance axis grid lines are 200m furlongs.

Disclaimer.

HRNZ and NZMTC and Thoroughbred Ratings Pty Ltd accepts no responsibility for the completeness or accuracy of any of the information contained herein, and makes no representations about its suitability for any particular purpose. Users should make their own judgements about those matters and/or seek independent advice. You assume all risks associated with use of the data provided on this page.



Race Results



December 07, 2019, Race 8, XCM SPORT MOBILE TROT, Distance 2600m, Addington - Survey 3200m

Result	TAB no.	Horse (Barrier)	2600 to	2400m to
5th	3	Far From True (5)	2400m	2200m
		Position in running (margin)	-	1(0.0)
		Sectional time (s)	13.14	14.79
		Cumulative time (s)	199.50	186.36
		Speed (m/s)	15.22	13.52
		Stride length (m)	6.71	6.49
		Stride duration (s)	0.442	0.480
		Stride efficiency (%)	70.29	65.79
		Stride count	29.82	30.82

Disclaimer.

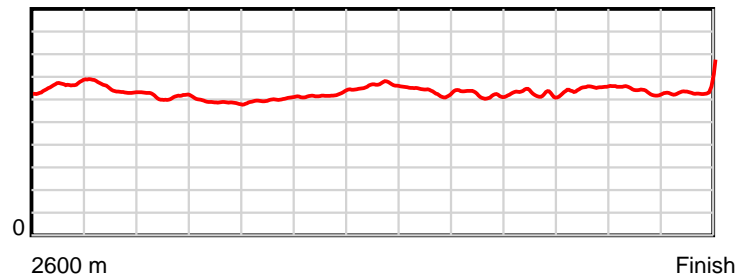
HRNZ and NZMTC and Thoroughbred Ratings Pty Ltd accepts no responsibility for the completeness or accuracy of any of the information contained herein, and makes no representations about its suitability for any particular purpose. Users should make their own judgements about those matters and/or seek independent advice. You assume all risks associated with use of the data provided on this page.

Race Results

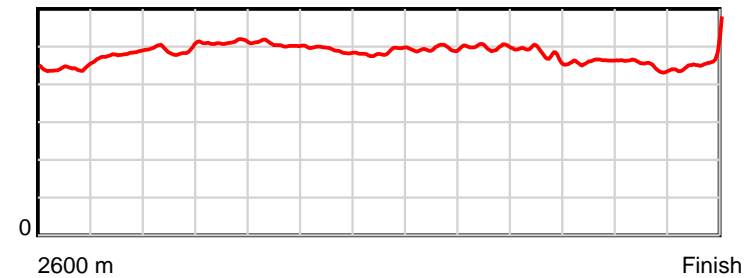
December 07, 2019, Race 8, XCM SPORT MOBILE TROT, Distance 2600m, Addington - Survey 3200m

Result	TAB no.	Horse (Barrier)	2200m to	2000m to	1800m to	1600m to	1400m to	1200m to	1000m to	800m to	600m to	400m to	200m to	Total or	Margin
5th	3	Far From True (5)	2000m	1800m	1600m	1400m	1200m	1000m	800m	600m	400m	200m	WP	Average	
		Position in running (margin)	2(0.1)	2(2.3)	3(2.5)	3(2.2)	4(2.1)	6(5.2)	6(6.0)	7(6.2)	8(5.9)	8(5.8)	7(6.8)		5.60
		Sectional time (s)	16.15	17.29	17.02	15.76	14.71	15.48	16.13	15.35	14.66	14.42	14.60		
		Cumulative time (s)	171.57	155.42	138.13	121.11	105.35	90.64	75.16	59.03	43.68	29.02	14.60	3:19.50	
		Speed (m/s)	12.38	11.57	11.75	12.69	13.60	12.92	12.40	13.03	13.64	13.87	13.70	13.03	
		Stride length (m)	6.10	5.91	5.96	6.24	6.60	6.38	6.19	6.29	6.28	6.24	6.48	6.29	
		Stride duration (s)	0.492	0.511	0.507	0.492	0.486	0.494	0.499	0.482	0.461	0.450	0.473	0.483	
		Stride efficiency (%)	58.11	54.62	55.44	60.87	68.14	63.55	59.80	61.76	61.70	60.78	65.61	61.79	
		Stride count	32.80	33.83	33.58	32.05	30.29	31.36	32.33	31.81	31.83	32.07	30.87	413.46	

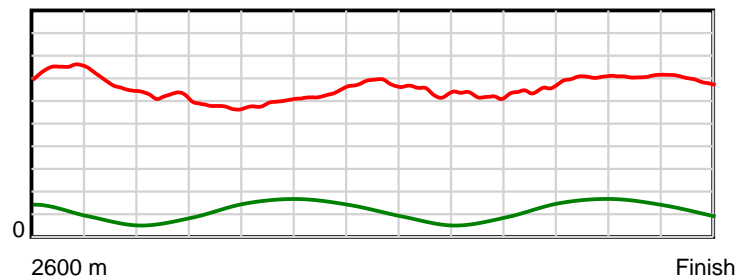
10 m Stride length



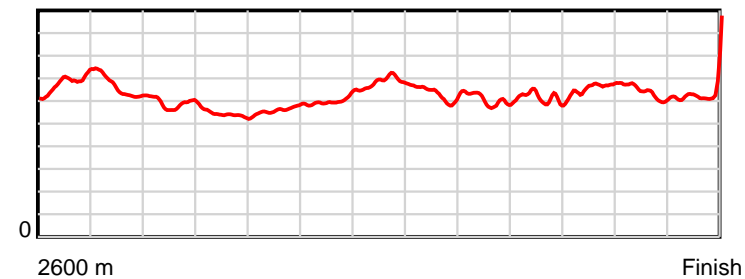
0.6 s Stride duration



20 m/sec Speed



100 % Stride efficiency



Note: Horizontal distance axis grid lines are 200m furlongs.

Disclaimer.

HRNZ and NZMTC and Thoroughbred Ratings Pty Ltd accepts no responsibility for the completeness or accuracy of any of the information contained herein, and makes no representations about its suitability for any particular purpose. Users should make their own judgements about those matters and/or seek independent advice. You assume all risks associated with use of the data provided on this page.



Race Results



December 07, 2019, Race 8, XCM SPORT MOBILE TROT, Distance 2600m, Addington - Survey 3200m

Result	TAB no.	Horse (Barrier)	2600 to	2400m to
6th	6	Medusa (8)	2400m	2200m
		Position in running (margin)	-	2(1.0)
		Sectional time (s)	13.28	15.06
		Cumulative time (s)	199.92	186.64
		Speed (m/s)	15.06	13.28
		Stride length (m)	6.45	6.15
		Stride duration (s)	0.432	0.463
		Stride efficiency (%)	65.00	59.01
		Stride count	31.01	32.55

Disclaimer.

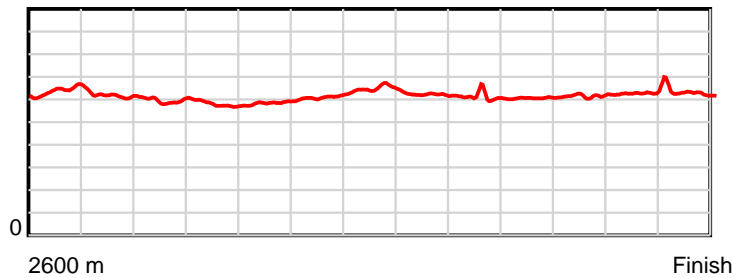
HRNZ and NZMTC and Thoroughbred Ratings Pty Ltd accepts no responsibility for the completeness or accuracy of any of the information contained herein, and makes no representations about its suitability for any particular purpose. Users should make their own judgements about those matters and/or seek independent advice. You assume all risks associated with use of the data provided on this page.

Race Results

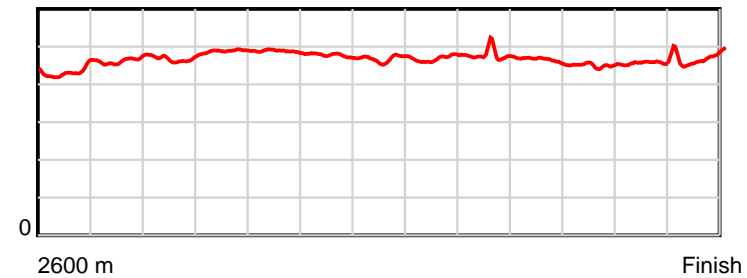
December 07, 2019, Race 8, XCM SPORT MOBILE TROT, Distance 2600m, Addington - Survey 3200m

Result	TAB no.	Horse (Barrier)	2200m to	2000m to	1800m to	1600m to	1400m to	1200m to	1000m to	800m to	600m to	400m to	200m to	Total or	Margin
6th	6	Medusa (8)	2000m	1800m	1600m	1400m	1200m	1000m	800m	600m	400m	200m	WP	Average	
		Position in running (margin)	4(2.7)	3(4.1)	2(1.5)	2(1.7)	3(1.4)	3(3.3)	3(2.9)	2(2.0)	3(1.2)	4(3.2)	4(5.8)		7.90
		Sectional time (s)	16.00	16.83	17.08	15.74	14.51	15.29	15.94	15.27	15.01	14.71	15.20		
		Cumulative time (s)	171.58	155.58	138.75	121.67	105.93	91.42	76.13	60.19	44.92	29.91	15.20	3:19.92	
		Speed (m/s)	12.50	11.88	11.71	12.71	13.78	13.08	12.55	13.10	13.32	13.60	13.16	13.00	
		Stride length (m)	5.85	5.80	5.71	6.06	6.46	6.13	5.96	6.08	6.00	6.25	6.17	6.07	
		Stride duration (s)	0.468	0.488	0.487	0.477	0.469	0.469	0.475	0.464	0.450	0.460	0.469	0.467	
		Stride efficiency (%)	53.44	52.57	50.90	57.36	65.29	58.69	55.46	57.67	56.27	61.12	59.53	57.65	
		Stride count	34.20	34.48	35.04	33.01	30.94	32.63	33.57	32.92	33.33	31.98	32.40	428.06	

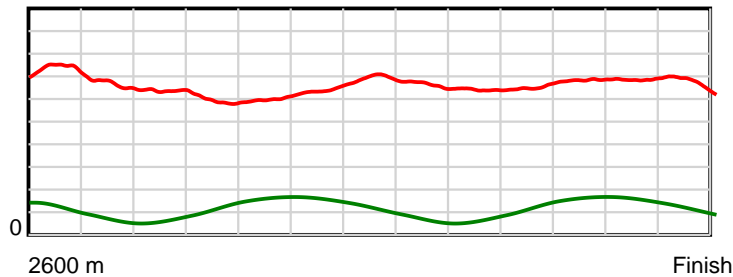
10 m Stride length



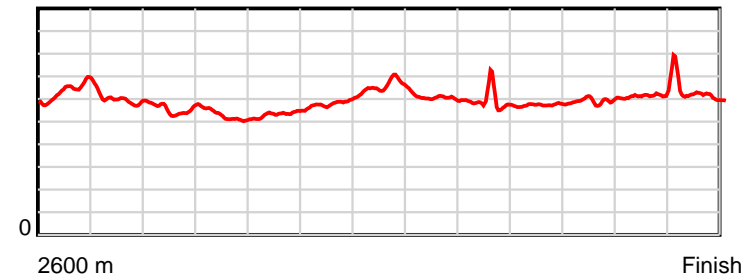
0.6 s Stride duration



20 m/sec Speed



100 % Stride efficiency



Note: Horizontal distance axis grid lines are 200m furlongs.

Disclaimer.

HRNZ and NZMTC and Thoroughbred Ratings Pty Ltd accepts no responsibility for the completeness or accuracy of any of the information contained herein, and makes no representations about its suitability for any particular purpose. Users should make their own judgements about those matters and/or seek independent advice. You assume all risks associated with use of the data provided on this page.



Race Results



December 07, 2019, Race 8, XCM SPORT MOBILE TROT, Distance 2600m, Addington - Survey 3200m

Result	TAB no.	Horse (Barrier)	2600 to	2400m to
7th	9	Majestic Hurri... (0)	2400m	2200m
		Position in running (margin)	-	3(2.8)
		Sectional time (s)	13.69	14.32
		Cumulative time (s)	200.34	186.65
		Speed (m/s)	14.60	13.97
		Stride length (m)	6.06	5.75
		Stride duration (s)	0.403	0.412
		Stride efficiency (%)	57.41	51.75
		Stride count	33.00	34.76

Disclaimer.

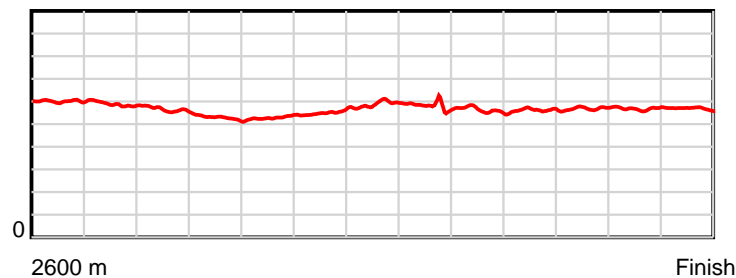
HRNZ and NZMTC and Thoroughbred Ratings Pty Ltd accepts no responsibility for the completeness or accuracy of any of the information contained herein, and makes no representations about its suitability for any particular purpose. Users should make their own judgements about those matters and/or seek independent advice. You assume all risks associated with use of the data provided on this page.

Race Results

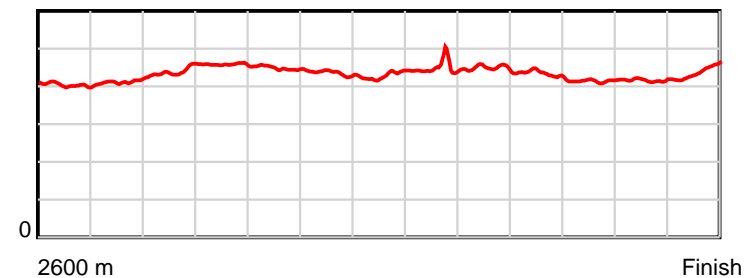
December 07, 2019, Race 8, XCM SPORT MOBILE TROT, Distance 2600m, Addington - Survey 3200m

Result	TAB no.	Horse (Barrier)	2200m to	2000m to	1800m to	1600m to	1400m to	1200m to	1000m to	800m to	600m to	400m to	200m to	Total or	Margin
7th	9	Majestic Hurri... (0)	2000m	1800m	1600m	1400m	1200m	1000m	800m	600m	400m	200m	WP	Average	
		Position in running (margin)	1(0.0)	1(0.0)	1(0.0)	1(0.0)	2(0.3)	4(3.4)	4(4.0)	4(4.1)	7(4.1)	5(4.2)	5(5.9)		10.20
		Sectional time (s)	15.77	17.25	17.07	15.84	14.70	15.46	16.09	15.40	14.70	14.54	15.51		
		Cumulative time (s)	172.33	156.56	139.31	122.24	106.40	91.70	76.24	60.15	44.75	30.05	15.51	3:20.34	
		Speed (m/s)	12.68	11.59	11.72	12.63	13.61	12.94	12.43	12.99	13.61	13.76	12.89	12.98	
		Stride length (m)	5.58	5.31	5.26	5.50	5.83	5.78	5.57	5.63	5.63	5.73	5.67	5.63	
		Stride duration (s)	0.440	0.458	0.449	0.436	0.429	0.447	0.448	0.433	0.414	0.416	0.440	0.434	
		Stride efficiency (%)	48.58	44.02	43.22	47.26	53.13	52.16	48.54	49.49	49.61	51.23	50.20	49.54	
		Stride count	35.87	37.68	38.03	36.37	34.30	34.62	35.89	35.54	35.50	34.93	35.29	461.78	

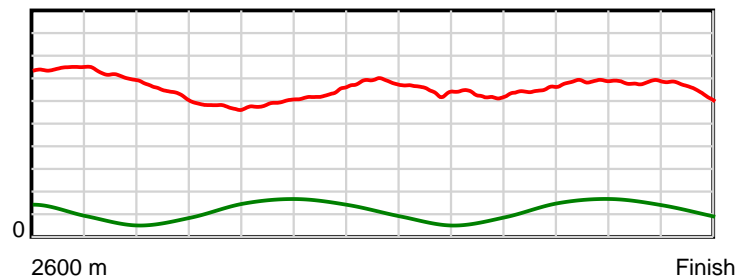
10 m Stride length



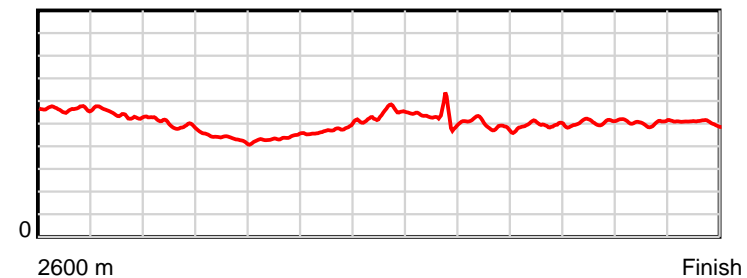
0.6 s Stride duration



20 m/sec Speed



100 % Stride efficiency



Note: Horizontal distance axis grid lines are 200m furlongs.

Disclaimer.

HRNZ and NZMTC and Thoroughbred Ratings Pty Ltd accepts no responsibility for the completeness or accuracy of any of the information contained herein, and makes no representations about its suitability for any particular purpose. Users should make their own judgements about those matters and/or seek independent advice. You assume all risks associated with use of the data provided on this page.



Race Results



December 07, 2019, Race 8, XCM SPORT MOBILE TROT, Distance 2600m, Addington - Survey 3200m

Result	TAB no.	Horse (Barrier)	2600 to	2400m to
8th	2	Unique Marshal... (4)	2400m	2200m
		Position in running (margin)	-	8(7.8)
		Sectional time (s)	14.32	14.81
		Cumulative time (s)	201.04	186.72
		Speed (m/s)	13.96	13.50
		Stride length (m)	6.45	6.41
		Stride duration (s)	0.465	0.475
		Stride efficiency (%)	64.99	64.29
		Stride count	31.01	31.18

Disclaimer.

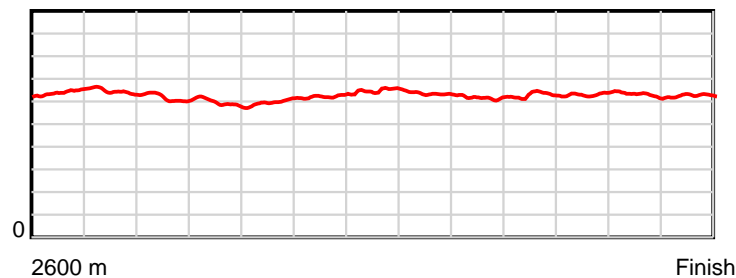
HRNZ and NZMTC and Thoroughbred Ratings Pty Ltd accepts no responsibility for the completeness or accuracy of any of the information contained herein, and makes no representations about its suitability for any particular purpose. Users should make their own judgements about those matters and/or seek independent advice. You assume all risks associated with use of the data provided on this page.

Race Results

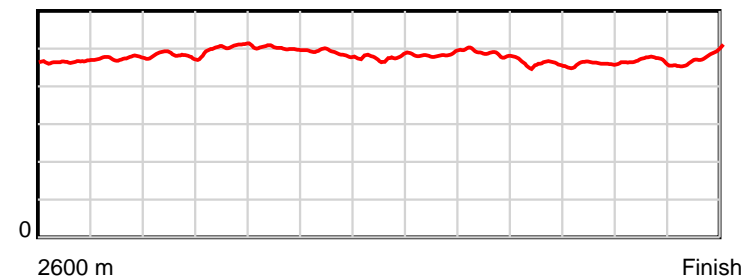
December 07, 2019, Race 8, XCM SPORT MOBILE TROT, Distance 2600m, Addington - Survey 3200m

Result	TAB no.	Horse (Barrier)	2200m to	2000m to	1800m to	1600m to	1400m to	1200m to	1000m to	800m to	600m to	400m to	200m to	Total or	Margin
8th	2	Unique Marshal... (4)	2000m	1800m	1600m	1400m	1200m	1000m	800m	600m	400m	200m	WP	Average	
		Position in running (margin)	7(8.0)	7(8.4)	7(6.7)	7(6.5)	9(5.9)	9(9.4)	9(9.7)	9(10.7)	9(6.1)	9(8.1)	9(11.1)		14.10
		Sectional time (s)	15.85	16.97	17.04	15.68	14.78	15.40	16.26	14.64	15.01	14.77	15.51		
		Cumulative time (s)	171.91	156.06	139.09	122.05	106.37	91.59	76.19	59.93	45.29	30.28	15.51	3:21.04	
		Speed (m/s)	12.62	11.79	11.74	12.76	13.53	12.99	12.30	13.66	13.32	13.54	12.89	12.93	
		Stride length (m)	6.08	5.94	5.88	6.24	6.43	6.29	6.00	6.26	6.13	6.34	6.17	6.20	
		Stride duration (s)	0.482	0.504	0.501	0.489	0.475	0.484	0.487	0.458	0.460	0.468	0.478	0.479	
		Stride efficiency (%)	57.84	55.08	54.09	60.94	64.52	61.83	56.19	61.24	58.75	62.89	59.48	60.01	
		Stride count	32.87	33.69	33.99	32.03	31.12	31.80	33.35	31.95	32.62	31.53	32.42	419.56	

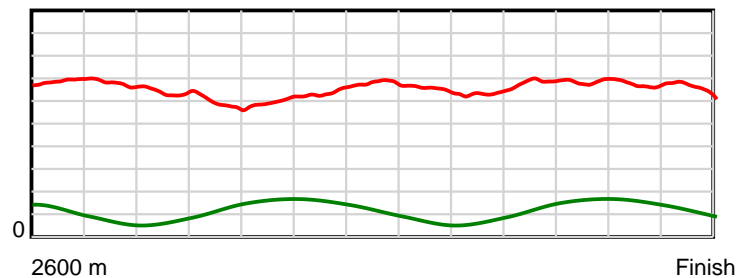
10 m Stride length



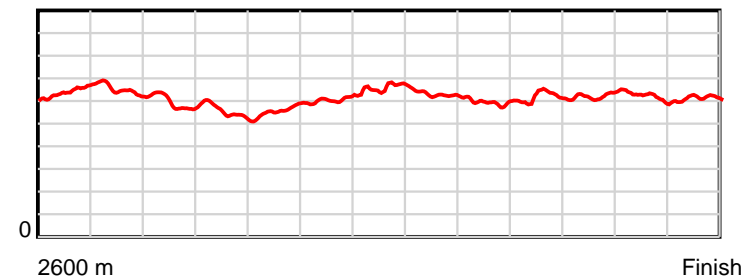
0.6 s Stride duration



20 m/sec Speed



100 % Stride efficiency



Note: Horizontal distance axis grid lines are 200m furlongs.

Disclaimer.

HRNZ and NZMTC and Thoroughbred Ratings Pty Ltd accepts no responsibility for the completeness or accuracy of any of the information contained herein, and makes no representations about its suitability for any particular purpose. Users should make their own judgements about those matters and/or seek independent advice. You assume all risks associated with use of the data provided on this page.



Race Results



December 07, 2019, Race 8, XCM SPORT MOBILE TROT, Distance 2600m, Addington - Survey 3200m

Result	TAB no.	Horse (Barrier)	2600 to	2400m to
9th	7	Zeddie Marit (1)	2400m	2200m
		Position in running (margin)	-	7(7.2)
		Sectional time (s)	14.43	15.06
		Cumulative time (s)	201.31	186.88
		Speed (m/s)	13.86	13.28
		Stride length (m)	6.52	6.24
		Stride duration (s)	0.457	0.470
		Stride efficiency (%)	66.44	60.86
		Stride count	30.67	32.05

Disclaimer.

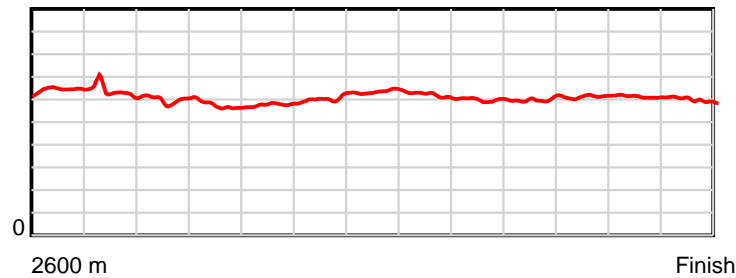
HRNZ and NZMTC and Thoroughbred Ratings Pty Ltd accepts no responsibility for the completeness or accuracy of any of the information contained herein, and makes no representations about its suitability for any particular purpose. Users should make their own judgements about those matters and/or seek independent advice. You assume all risks associated with use of the data provided on this page.

Race Results

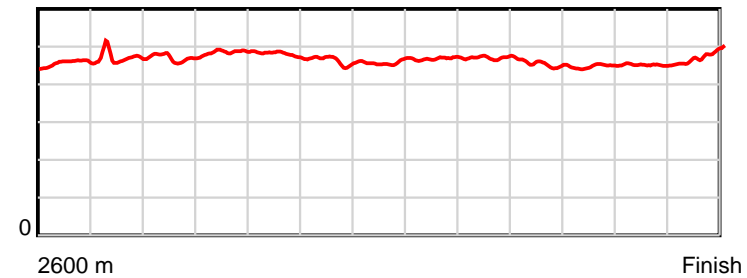
December 07, 2019, Race 8, XCM SPORT MOBILE TROT, Distance 2600m, Addington - Survey 3200m

Result	TAB no.	Horse (Barrier)	2200m to	2000m to	1800m to	1600m to	1400m to	1200m to	1000m to	800m to	600m to	400m to	200m to	Total or	Margin
9th	7	Zeddie Marit (1)	2000m	1800m	1600m	1400m	1200m	1000m	800m	600m	400m	200m	WP	Average	
		Position in running (margin)	8(8.9)	8(9.7)	8(7.6)	9(7.5)	8(5.7)	7(6.9)	7(6.6)	6(6.0)	6(3.6)	7(5.3)	8(8.9)		15.60
		Sectional time (s)	15.89	16.90	17.06	15.48	14.40	15.30	15.98	15.01	14.97	14.85	15.98		
		Cumulative time (s)	171.82	155.93	139.03	121.97	106.49	92.09	76.79	60.81	45.80	30.83	15.98	3:21.31	
		Speed (m/s)	12.59	11.83	11.72	12.92	13.89	13.07	12.52	13.32	13.36	13.47	12.52	12.92	
		Stride length (m)	5.92	5.75	5.63	5.98	6.37	6.12	5.89	6.04	5.98	6.08	5.97	6.03	
		Stride duration (s)	0.470	0.486	0.480	0.463	0.459	0.468	0.470	0.453	0.448	0.452	0.477	0.467	
		Stride efficiency (%)	54.72	51.63	49.50	55.95	63.40	58.46	54.14	56.97	55.95	57.76	55.73	56.79	
		Stride count	33.80	34.79	35.54	33.42	31.40	32.70	33.98	33.12	33.42	32.90	33.49	431.28	

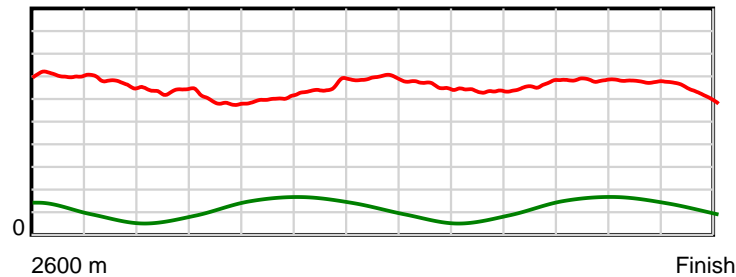
10 m Stride length



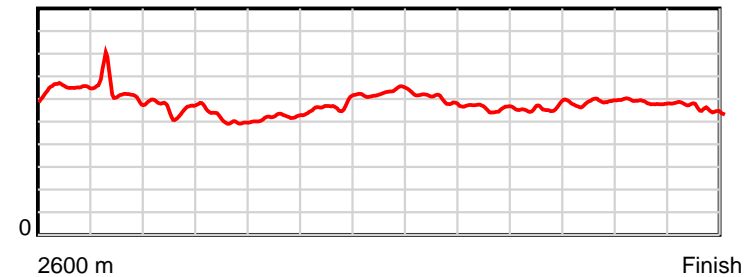
0.6 s Stride duration



20 m/sec Speed



100 % Stride efficiency



Note: Horizontal distance axis grid lines are 200m furlongs.

Disclaimer.

HRNZ and NZMTC and Thoroughbred Ratings Pty Ltd accepts no responsibility for the completeness or accuracy of any of the information contained herein, and makes no representations about its suitability for any particular purpose. Users should make their own judgements about those matters and/or seek independent advice. You assume all risks associated with use of the data provided on this page.